BOOK 2

TELEDYNE ISOTOPES

AN EVALUATION OF THE PLUM BROOK REACTOR FACILITY AND DOCUMENTATION OF EXISTING CONDITIONS

STUDY ORGANIZATION

Prepared For

The National Aeronautics and Space Administration
Lewis Research Center
21000 Brookpark Road
Cleveland, OH 44135

Under Modification 3 to
Contract NAS3-24359PB

December, 1987

by:

John E. Ross
Erwin J. Minderman
David A. Miller

Teledyne Isotopes, Inc.
50 Van Buren Avenue
Westwood, NJ 07675

Exhibit (1)

TELEDYNE ISOTOPES

AN EVALUATION OF THE PLUM BROOK REACTOR FACILITY AND DOCUMENTATION OF EXISTING CONDITIONS

VOLUME 5 - COST ESTIMATES AND SCHEDULES TO MAINTAIN THE INTEGRITY OF BARRIERS AT THE PBRF TO ENSURE DRY SAFE PROTECTIVE STORAGE FOR THE NEXT 30 YEARS

VOLUME 5 OF A 6 VOLUME SERIES

Prepared For

The National Aeronautics and Space Administration
Lewis Research Center
21000 Brookpark Road
Cleveland, OH 44135

Under Modification 3 to
Contract NAS3-24359PB

December, 1987

by:

John E. Ross
Erwin J. Minderman
David A. Miller

Teledyne Isotopes, Inc.
50 Van Buren Avenue
Westwood, NJ 07675

TELEDYNE ISOTOPES

This is Volume 5 of a series titled, "An Evaluation of the Plum Brook Reactor Facility and Documentation of Existing Conditions."

Following is a list of sub titles in the series:

Study Organization

Volume 1 - Review of Existing PBRF Data and Pertinent Regulatory Changes Since 1978 Which Would Affect Documentation of Present Conditions at the Plum Brook Reactor Facility

Volume 2 - Items of Radiological Significance Addressed in the 1978 PBRF Options Study for Which Additional Information is Needed

Volume 3 - Part 1 -Physical Characteriaztion of Radioactive/ Contaminated Areas at the PBRF
Part 2 - Appendices

Volume 4 - Update of the 1978 Cost Estimate for the Plum Brook Reactor Facility Dismantling Project

Volume 5 - Cost Estimates and Schedules to Maintain the Integrity of Barriers at the PBRF to Ensure Dry Safe Protective Storage for the Next 30 Years

Volume 6 - Plum Brook Reactor Facility Systems/Equipment Disposition Lists

TELEDYNE ISOTOPES

NOTICE

This report was prepared for the National Aeronautics and Space Administration for the purpose of documenting existing conditions at the Plum Brook Reactor Facility. Neither NASA, Teledyne Isotopes, or its subcontractors assumes liability for the use or accuracy of information contained herein for other than the above expressed purpose.

Requests for copies of this report must be submitted to:

National Aeronautics and Space Administration
Lewis Research Center
Plum Brook Management Office
Plum Brook Station
6100 Columbus Avenue
Sandusky, OH 44870

TELEDYNE ISOTOPES

TASK ADVISORY GROUP

Steven A. Black
Teledyne Isotopes, Inc.
(Radiological Waste)

C. W. Conant
Engineering Consultant
(Project Planning)

Dr. Hewit Jeter
Teledyne Isotopes, Inc.
(Sampling Strategy)

Dr. J. David Martin
Teledyne Isotopes, Inc.
(Laboratory Analyses)

Erwin J. Minderman
Minderman Engineering
(Project Engineering Oversight)

John E. Ross
Teledyne Isotopes, Inc.
(Project Manager)

Dr. Donald F. Schutz
Teledyne Isotopes, Inc.
(Corporate Commitment and Oversight)

FIELD INVESTIGATING TEAM

Teledyne Isotopes, Inc.

M. Lee Early, Supv. PBRF Engr.
Barbara Keith, Project Secretary
Robert R. Redinger, Engr. Asst.
Raymond R. Ruffing, Engr. Asst.
John E. Ross, Project Manager
Donald A. Young, Supv. Tech. Services

Contractors

David A. Miller, Burns & Roe
Erwin J. Minderman, Minderman Engineering
Robert L. Tracht, A/E, Custom Construction
Jack E. Dauch, Affiliated Environmental Services, Inc.
Lake Erie Drilling Co., Inc.
Dot Drilling Co., Inc.

NASA TECHNCIAL OVERSIGHT

Earl C. Boitel, Jr.
Dr. Julian M. Earls
Leonard Homyak
Thomas L. Junod
Henry G. Pfanner
Richard M. Schuh
Dean W. Sheibley
Albert B. Smith
Michael W. Sudsina

PREFACE

The National Aeronautics and Space Administration (NASA) owns the Plum Brook Reactor Facility (PBRF). This facility includes a 60 megawatt test reactor and a zero power pool type research reactor. The PBRF was mothballed in 1973 and placed in a dry safe configuration. NASA has made the decision to keep the PBRF in this safe storage configuration for an indefinite period. As a result of this decision it is important that NRC decommissioning regulations, methodology, technology, and activities be periodically tracked by NASA in order to optimize decision making and timing in the future. This report addresses further PBRF decommissioning in order to provide external feedback to NASA. The fact that PBRF decommissioning is discussed should in no way be interpreted to mean that such project plans are underway.

TELEDYNE ISOTOPES

VOLUME 5
TABLE OF CONTENTS

		Page No.
5.0	TASK PRIORITY #5: DEVELOP AND DOCUMENT COST ESTIMATES AND MAINTENANCE REPAIR SCHEDULES TO MAINTAIN THE INTEGRITY OF BARRIERS TO KEEP THE FACILITY IN A DRY SAFE PROTECTIVE STORAGE MODE FOR THE NEXT 30 YEARS	5-1
5.1	Observations of the Structural Conditions of Various PBRF Buildings	5-2
5.1.1	Reactor Building 1111	5-2
5.1.2	Hot Laboratory #1112	5-11
5.1.3	Service Equipment Building #1131	5-12
5.1.4	Fan House #1132	5-13
5.1.5	Waste Handling Building #1133	5-14
5.1.6	Primary Pump House #1134	5-15
5.1.7	Compressor Buildings #1135 & #1136	5-17
5.1.8	Reactor Office & Laboratory Building #1141	5-17
5.1.9	Double Water Tower #1151	5-18
5.1.10	Cold Retention Area #1154	5-18
5.1.11	Hot Retention Area #1155	5-19
5.1.12	Precipitator Tank #1157	5-21
5.1.13	Transformer Substation #1161	5-21
5.1.14	Reactor Security Control Building #1191	5-21
5.1.15	Water Effluent Monitoring Station #1192	5-21
5.1.16	Perimeter Fence	5-22
5.1.17	Roadways	5-22
5.1.18	Emergency Retention Basin	5-22
APPENDIX 5.1 -	Architectural/Engineering Evaluation of NASA Plum Brook Reactor Facility Buildings and Structures	5-24

5.0 TASK PRIORITY #5: DEVELOP AND DOCUMENT COST ESTIMATES AND MAINTENANCE REPAIR SCHEDULES TO MAINTAIN THE INTEGRITY OF BARRIERS TO KEEP THE FACILITY IN A DRY SAFE PROTECTIVE STORAGE MODE FOR THE NEXT THIRTY YEARS.

This task involved several avenues of approach. The first was to comprehensively evaluate the present status of buildings and structures. All closures were to be opened in order to gain access to sealed areas to obtain definitive information. The second avenue of approach was to use the information obtained to develop a plan for addressing priority maintenance over the next 3 years. This would then be followed by the development of a detailed continuing maintenance schedule. This would be followed by a review of continuing surveillance costs and utility costs. The final phase would then involve preparing summary schedules of costs based on all information collected and developed.

Mr. Robert Tracht, registered architect, and his firm, Custom Construction, Inc., worked with the PBRF Engineering Study Team in obtaining the information required to complete Task Priority #5. Mr. Tracht was accompanied into all sealed structures and instructed to develop his estimates around his observations in a manner similar to that which he would use if bidding on each respective job. He was also instructed to use "worst case" assumptions in those instances where some questions existed. As a general guideline the facilities are to be maintained in a dry, safe, structurally sound condition. Interior cosmetic maintenance such as replacing of floor and ceiling tiles, repairing window blinds, and interior wall painting would not be performed.

Teledyne Isotopes' PBRF Engineering Study Team reviewed Mr. Tracht's report and made minor corrections, deletions, or modifications in pen and ink on Mr. Tracht's report. These minor changes were usually due to:

1. duplication with routine site surveillance tasks and costs captured elsewhere;
2. additional information which became available later in the study after completion of Mr. Tracht's work;
3. comparison with historical data; or
4. minor differences in necessary end condition.

Mr. Tracht's original report is enclosed in Appendix 5.1. Teledyne Isotopes' PBRF Engineering Study Team revisions have been indicated on this report by initialled pen and ink changes. Maintenance schedules and costs were developed up to the year 2073 in order to facilitate update of the 1978 Study in accordance with Task Priority #4 (Section 4.0). Note that

priority maintenance and costs are recommended for 1986, 1987, and 1988. Continuing maintenance and costs are scheduled thereafter.

Table 5.1, following, summarizes (by building) the cost estimates and repair schedules to maintain the integrity of barriers to keep the facility in a Safe Dry Protective Storage Mode for the next 30 years, until 2015, and until the year 2073, which is 100 years following the shutdown of the Plum Brook Reactor Facility. Note that the total maintenance for the next 30 years is $1,734,292, of which $342,790 is recommended for priority maintenance during 1986, 1987, and 1988. The 30 year utilities costs are estimated at $717,000 and surveillance costs will be $5,469,000 for the same 30 year period. The total cost of maintaining the facility in a dry safe condition until 2015 is estimated to be $7,920,292 in 1985 dollars. Allowing for a modest annual rate of inflation of 4%, this total value could escalate to over $15,000,000 over the 30 year period.

5.1 OBSERVATIONS OF THE STRUCTURAL CONDITIONS OF VARIOUS PBRF BUILDINGS

This section presents the summary observations on the structural conditions of each respective PBRF building. Appendix 5.1 sketches show the exact location of problem areas and the priority schedules for correction.

5.1.1 Reactor Building #1111

This building is basically in good condition, but a number of problems have persisted due to the combination of high humidity, moisture infiltration, corrosive gases, minimal heating and poor ventilation. Moisture infiltration is primarily from roof leaks or groundwater infiltration. The high humidity is due to poor ventilation and to the massive concrete structures acting as a heat sink. Humid air contacts the cold steel roof deck and containment vessel and condensation occurs. The condition existed to a lesser extent during operation, but is aggravated during shutdown because of no forced mechanical ventilation and minimal heating in unoccupied areas. The -25' area deep well and sump off gas hydrogen sulfide from groundwater. The poor ventilation and high humidity result in a corrosive combination of the hydrogen sulfide with water vapor to produce an acidic contaminant on metallic structural and electrical components. The following paragraphs highlight the specific conditions which need to be corrected.

TABLE 5.1
SUMMARY OF COST OF MAINTAINING THE PLUM BROOK FACILITY
IN A SAFE, DRY CONFIGURATION UNTIL 2015 AND 2073

ITEM	1985 COST BASE	PRIORITY MAINTENANCE 86	87	88	SUB-TOTAL PRIORITY MAINTENANCE	SCHEDULED MAINTENANCE 1900 90	95	2000 00	05	10	15	CUMULATIVE COSTS THRU 2015	SCHEDULED MAINTENANCE 2000 20	25	30	35	40	45	50	55	60	65	70	73	CUMULATIVE TOTALS
REACTOR BUILDING, #1111																									
Paint Steel Siding	$ 7,904	x			7,904							7,904													$ 7,904
Repair Rusted Siding North and Southwest Walls	514	x			514							514													514
Repair Glazing Putty	224			x	224							224													224
Clean Footer Tiles on North and Southwest Walls	640			x	640							640													640
Clean CV Steel, -25' Level	224	x			224							224													224
Paint CV Steel, -25' Level	224	x			224							224													224
Moisture Survey and Roof Repair (25%)	19,573	x			19,573							19,573													19,573
Remove CV Insulation	19,780	x			19,780							19,780													19,780
Replace CV Roof	44,500	x			44,500							44,500													44,500
Replace Metal Decking by Drains	1,347	x			1,347							1,347													1,347
Separate & Insulate Heater Flues	200			x	200							200													200
Install Gas Tight Cover on Sump & Vent	3,500	x			3,500							3,500													3,500
Repair Sump Pump Check Valve, -15'	300		x		300							300													300
Clean and Re-Insulate Sump Pump Piping	500			x	500							500													500
Unit Heater Routine Maintenance	300	x	x	x	900	x						1,500													1,500
Install Cover Over Crane Controls	1,200	x			1,200							1,200													1,200
Install Ventilation System With Humidistat Control	2,000		x		2,000							2,000													2,000
Re-Glazing Putty	868								x			868		x				x				x			3,472
Paint Steel Siding	7,904									x		7,904				x					x				23,712
Clean Footer Tile	1,280								x			1,280		x				x				x			5,120
Paint CV, -25' Level	448								x			448		x				x				x			1,792
Replace Main Roof	75,735								x			75,735		x				x				x			302,940
Seal Main Roof	10,518						x				x	21,036				x				x				x	52,590
Replace CV Roof	64,285								x			64,285		x				x				x			257,140
Seal CV Roof	6,181						x				x	12,362				x				x				x	30,905
Replace Unit Heater Flues and Insulate	200							x			x	400			x			x			x			x	1,200
Replace Sump Pumps	3,000											3,000		x			x					x			12,000
Replace Unit Heaters (3)	4,500							x				9,000				x				x				x	22,500
Replace Entire Sumps & Pumps	8,000							x			x	8,000							x						16,000
Replace Yard Drain Grates	300								x			300					x								600
Unit Heater Minor Repairs	1,500							x	x	x	x	7,500	x	x	x	x	x	x	x	x	x	x	x	x	25,500
Replace Ventilation System	2,000								x			2,000		x				x				x			8,000
Clean, Operate & Test CV Elev.	1,200					x		x		x		3,600	x		x		x		x		x		x		10,800
Operate Cranes, Repair Test (3)	7,200					x	x	x	x	x	x	43,200	x	x	x	x	x	x	x	x	x	x	x	x	129,600
					$103,530							$365,048													$1,008,001

TABLE 5.1
SUMMARY OF COST OF MAINTAINING THE PLUM BROOK FACILITY
IN A SAFE, DRY CONFIGURATION UNTIL 2015 AND 2073

ITEM	1985 COST BASE	PRIORITY MAINTENANCE 86	87	88	SUB-TOTAL PRIORITY MAINTENANCE	SCHEDULED MAINTENANCE 1900 90	95	2000 00	05	10	15	CUMULATIVE COSTS THRU 2015	SCHEDULED MAINTENANCE 2000 20	25	30	35	40	45	50	55	60	65	70	73	CUMULATIVE TOTALS
REACTOR HOT LAB, #1112																									
Repair Concrete Walls	$ 1,186	x	x		$ 2,372							$ 2,372													$ 2,372
Replace Windows Rooms 9 & 24	95	x			95							95													95
Replace Glazing Putty	262	x			262							262													262
Secure Wall Flashing	224	x			224							224													224
Moisture Survey/Roor Repair (33%)	24,356	x			24,356							24,356													24,356
Seal Wall Flashing Under Siding	300	x			300				x			600		x				x				x			1,500
Separate Unit Heater Flues & Insulate	200			x	200							200													200
Unit Heater Minor Repairs (2)	200	x	x	x	600	x						1,000													1,000
Install Ventilation System With Humidistat Control	2,000	x			2,000							2,000													2,000
Paint Steel Siding	2,372					x					x	2,372										x			9,488
Replace Glazing Putty	1,568								x			1,568		x				x				x			6,272
Replace West Vestibule Door and Frame	1,200					x						1,200													1,200
Waterproof Concrete Walls	14,047						x					14,047	x					x					x		56,188
Replace Roof	71,208								x			71,208		x				x				x			284,832
Seal Roof	9,890						x				x	19,780				x				x				x	49,450
Replace Unit Heaters (2)	3,000					x	x	x	x	x	x	18,000	x	x	x	x	x	x	x	x	x	x	x	x	54,000
Unit Heater Minor Repairs (2)	800						x	x	x	x	x	4,000	x	x	x	x	x	x	x	x	x	x	x	x	13,600
Inspect, Operate, & Load Test Cranes (3)	1,800					x	x	x	x	x	x	10,800	x	x	x	x	x	x	x	x	x	x	x	x	32,400
					$ 30,409							$174,084													$ 539,439
SERVICE EQUIPMENT BUILDING, #1131																									
Replace Glazing Putty, Clean & Paint Frames, Reset Glass	$ 1,800			x	$ 1,800							$ 1,800													$ 1,800
Repair Rusted Siding	500	x			500							500													500
Remove Engine Mufflers	3,000	x			3,000							3,000													3,000
Remove Roof Mounted Lights	720	x			720							720													720
Replace Roof Weep Sheets	1,728	x			1,728							1,728													1,728
Seal Windowsill, Southwest Corner	25	x			25							25													25
Replace Expansion Joint Under Generators	200		x		200							200													200
Seal Roof Flashing	224	x			224							224													224
Replace Valve Manholes Diesel Tanks	300			x	300							300													300
Top Dress Roof	11,042	x			11,042				x			22,084		x				x				x			55,210
Separate Heater Flues and Insulate	200		x		200							200													200
Install Ventilating System With Humidistat Control	2,000		x		2,000							2,000													2,000

TABLE 5.1
SUMMARY OF COST OF MAINTAINING THE FLUM BRUN FACILITY
IN A SAFE, DRY CONDITION UNTIL 2015 AND 2073

ITEM	1985 COST BASE	PRIORITY MAINTENANCE 86	87	88	SUB-TOTAL PRIORITY MAINTENANCE	SCHEDULED MAINTENANCE 1990 30	35	2000 30	35	10	15	CUMULATIVE COSTS THRU 2015	SCHEDULED MAINTENANCE 2000 20	25	30	35	40	45	50	55	60	65	70	73	CUMULATIVE TOTALS
SERVICE EQUIPMENT BUILDING, #1131, Continued																									
Unit Heater Minor Repairs	$ 100	x	x	x	$ 300	x						$ 500													$ 500
Waterproof Concrete Walls	2,312						x					2,312	x					x					x		9,248
Paint Steel Siding	7,810						x					7,810	x					x					x		31,240
Replace 2nd Floor Door To Tank	350						x					350			x							x			1,050
Replace Door to Room 1	350						x					350			x							x			1,050
Replace Roof	79,506						x				x	159,012				x				x				x	379,530
Re-Putty Windows	2,600								x			2,600		x				x				x			10,400
Replace Unit Heater	1,500						x		x		x	4,500		x		x		x		x		x		x	13,500
Unit Heater Minor Maintenance	500						x	x	x	x	x	2,500	x	x	x	x	x	x	x	x	x	x	x	x	8,500
Replace Ventilation System	2,000								x			2,000		x				x				x			8,000
					$ 22,039							$214,715													$ 528,925
FAN HOUSE, #1132																									
Repair Concrete	230		x		$ 230							$ 230													$ 230
Re-Roof Hatch Over Room 6	450		x		450							450													450
Repair Leak in Foundation	200	x			200							200													200
Separate Unit Heater Flue & Insulate	200			x	200							200													200
Install Cap on Package Boiler	600	x			600							600													600
Install Rain Cap on Stack	4,000	x			4,000							4,000													4,000
Install Ventilation System With Humidistat Control	2,000		x		2,000							2,000													2,000
Unit Heater Minor Repair	100	x	x	x	300	x						500													500
Paint Stack & Ductwork (Touch-Up)	4,000		x		4,000							4,000													4,000
Repair Concrete Foundation on Stack	3,000	x			3,000							3,000													3,000
Paint Exterior Metal Walls	1,960						x					1,960	x					x					x		7,840
Waterproof Concrete Walls	600					x					x	1,200					x					x			2,400
Reseal Roof	2,563						x				x	5,126				x				x				x	12,815
Re-Roof Hatch in Room 6	450								x			450		x				x				x			1,800
Re-Roof	18,455								x			18,456		x				x				x			73,820
Replace Unit Heater	1,500						x		x		x	4,500		x		x		x		x		x		x	13,500
Unit Heater Minor Repair	500						x	x	x	x	x	2,500	x	x	x	x	x	x	x	x	x	x	x	x	8,500
Replace Sump Pumps	3,000					x						3,000	x			x					x			x	15,000
Replace Ventilation System	2,000								x			2,000		x				x				x			8,000
Replace Entire Sump & Pumps	8,000								x			8,000						x							16,000
Paint Stack & Connecting Ductwork	10,000							x				10,000					x								20,000
					$ 14,980							$ 72,372													$ 194,855

TABLE 5.1
SUMMARY OF COST OF MAINTAINING THE PLUM BROOK FACILITY
IN A SAFE, DRY CONFIGURATION UNTIL 2015 AND 2073

ITEM	1985 COST BASE	PRIORITY MAINTENANCE 86	87	88	SUB-TOTAL PRIORITY MAINTENANCE	SCHEDULED MAINTENANCE 1900 90	95	2000 00	05	10	15	CUMULATIVE COSTS THRU 2015	SCHEDULED MAINTENANCE 2000 20	25	30	35	40	45	50	55	60	65	70	73	CUMULATIVE TOTALS
WASTE HANDLING BUILDING #1133																									
Separate Unit Heater Intake and Exhaust	$ 200	x			$ 200							$ 200													$ 200
Unit Heater Minor Repairs	100	x	x	x	300	x						500													500
Paint Exterior Walls, Steel	3,821						x					3,821	x					x					x		15,284
Reseal Roof	2,580						x				x	5,160				x				x				x	12,900
Replace Roof	18,571								x			18,571		x				x				x			74,284
Replace Unit Heater	1,500						x		x		x	4,500		x		x		x		x		x		x	13,500
Unit Heater Minor Repair	500						x	x	x	x	x	2,500	x	x	x	x	x	x	x	x	x	x	x	x	8,500
Replace Sump Pumps	3,000					x						3,000	x			x					x			x	15,000
Replace Sump & Sump Pumps	8,000								x			8,000						x							16,000
					$ 500							$ 46,252													$ 156,168
PRIMARY PUMP HOUSE, #1134																									
Replace Roof	$ 24,930	x			$ 24,930				x			$ 49,860		x				x				x			$ 124,650
Re-Glaze Windows	1,764		x		1,764				x			3,528		x				x				x			8,820
Separate Unit Heater Flues and Insulate	200		x		200							200													200
Unit Heater Minor Repairs	100	x	x	x	300	x						500													500
Waterproof Concrete Exterior	5,256						x					5,256	x					x					x		21,024
Replace Walk Door	350						x					350			x							x			1,050
Reseal Roof	3,465						x				x	6,930				x				x				x	17,325
Replace Unit Heater	1,500						x		x		x	4,500		x		x		x		x		x		x	13,500
Unit Heater Minor Repair	500						x	x	x	x	x	2,500	x	x	x	x	x	x	x	x	x	x	x	x	8,500
					$ 27,194							$ 73,624													$ 195,569
GAS SERVICE BUILDING, #1135																									
Replace All Gutters & Downspouts	$ 825	x			$ 825					x		$ 1,650				x					x				$ 2,475
Paint Steel Siding	921						x					921	x					x					x		3,684
Paint Metal Roof	530						x				x	1,060				x				x					2,120
					$ 825							$ 3,631													$ 8,275
COMPRESSOR BUILDING, #1136																									
Replace Southwest & Southeast Downspouts	$ 160	x			$ 160							$ 160													$ 160
Raise Eastern Downspouts	25	x			25							25													25
Paint Exterior Metal Walls	2,176						x					2,176	x					x					x		8,704
Replace Gutters & Downspouts	900							x				900			x						x				2,700
Paint Metal Roof	1,600						x				x	3,200				x				x					6,400
					$ 185							$ 6,461													$ 17,989

TABLE 5.1
SUMMARY OF COST OF MAINTAINING THE PLUM BROOK FACILITY
IN A SAFE, DRY CONFIGURATION UNTIL 2015 AND 2073

ITEM	1985 COST BASE	PRIORITY MAINTENANCE 86	87	88	SUB-TOTAL PRIORITY MAINTENANCE	SCHEDULED MAINTENANCE 1900 90	95	2000 00	05	10	15	CUMULATIVE COSTS THRU 2015	SCHEDULED MAINTENANCE 2000 20	25	30	35	40	45	50	55	60	65	70	73	CUMULATIVE TOTALS
REACTOR OFFICE & LAB BUILDING #1141																									
Replace Window, Room 106	$ 75	x			$ 75							$ 75													$ 75
Secure Fascia	224	x			224							224													224
Moisture Survey & Roof Repair (25%)	14,979	x			14,979							14,979													14,979
Caulk Brick Expansion	600		x		600							600													600
Clean Footer Tile on West Wall	640				640							640													640
Repair Basement Roof Wall Flashing	224	x			224							224													224
Caulk Sandstone Entrance	790	x			790							790													790
Caulk Between Brick & Window-sills	610		x		610							610													610
Separate Unit Heater Flue & Insulate	200			x	200							200													200
Seal Conduit in Room 5 (Ex-cavate)	224		x		224							224													224
Unit Heater Maintenance	100	x	x	x	300	x						500													500
Hot Pipe Tunnel Waterproof Corr-Pipe	1,200		x		1,200							1,200													1,200
Recaulk Joints	790							x				790	x				x				x				3,160
Caulk Brick Around Window Joints	1,210								x			1,210		x				x				x			4,840
Clean Footer Tile	800									x		800			x				x				x		3,200
Replace Walk Door, Room 116	350					x						350		x							x				1,050
Replace Unit Heater	1,500						x				x	3,000				x				x				x	7,500
Replace Roof	57,676								x			57,676		x				x				x			230,704
Reseal Roof	8,010						x				x	16,020				x				x				x	40,050
Waterproof Sandstone Entrance	10,400							x				10,400					x								20,800
Unit Heater Maintenance	500						x	x	x	x	x	2,500	x	x	x	x	x	x	x	x	x	x	x	x	8,500
Replace Sump Pumps	3,000					x						3,000	x			x					x			x	15,000
Replace Sumps & Pumps	8,000								x			8,000						x							16,000
					$ 20,066							$124,012													$ 371,070
DOUBLE WATER TOWER, #1151																									
Paint Touch Up	$ 12,300	x			$ 12,300							$ 12,300													$ 12,300
Paint Entire Tower	27,328					x						27,328		x					x					x	109,312
					$ 12,300							$ 39,628													$ 121,612
COLD RETENTION AREA, #1154																									
Replace Roof	$ 70,200	x			$ 70,200				x			$140,400		x				x				x			$ 351,000
Replace Metal Fascia	3,760	x			3,760							3,760													3,760
Replace Wood Under Fascia	2,256	x			2,256							2,256													2,256
Repair North Beam Pier, CRA #2	3,000	x			3,000							3,000													3,000
Paint Access Covers & Frames	500		x		500				x			1,000		x				x				x			2,500

TABLE 5.1

SUMMARY OF COST OF MAINTENANCE THE PLANT AT THE FACILITY
ON A LAPE, DAY 1 MAINTENANCE UNTIL 2015 AND 2073

ITEM	1985 COST BASE	PROPERTY MAINTENANCE 86	87	88	SUB-TOTAL PROPERTY MAINTENANCE	SCHEDULED MAINTENANCE 1990 20	25	2000 30	35	10	15	CUMULATIVE COSTS THRU 2015	SCHEDULED MAINTENANCE 2020 20	25	30	35	40	45	50	55	60	65	70	73	CUMULATIVE TOTALS
COLD RETENTION AREA, #1154, Continued																									
Reseal Roof	$ 10,967						x				x	$ 21,934				x				x				x	$ 54,835
Replace Metal Fascia & Wood Blocking	6,016								x			6,016		x				x				x			24,064
Replace Metal Deck	26,320								x			26,320						x							52,640
Paint Beams and Joists	14,400								x			14,400						x							28,800
					$ 79,716							$219,086													$ 522,765
HOT RETENTION AREA, #1155																									
Waterproof Pipe Chase Exterior	$ 6,618	x			$ 6,618		x		x		x	$ 26,472		x		x		x		x		x		x	$ 66,180
Ventilate Pipe Chase	2,150	x			2,150							2,150													2,150
					$ 8,768							$ 28,622													$ 68,330
PRECIPITATOR TANK, #1157																									
Paint Steel Walkway & Stairs	$ 1,940					x					x	$ 3,880					x					x			$ 7,760
												$ 3,880													$ 7,760
SUBSTATION, #1161																									
Replace Nitrogen Gas Cylinders	$ 50	x	x	x	$ 150	x						$ 250													$ 250
Repair Concrete Foundation	300					x				x		600			x				x				x		1,500
Paint Steel Structure/ Cabinets	5,500					x		x		x		16,500	x		x		x		x		x		x		49,500
Replace Nitrogen Gas Cylinders	250						x	x	x	x	x	1,250	x	x	x	x	x	x	x	x	x	x	x	x	4,250
					$ 150							$ 18,600													$ 55,500
GUARD HOUSE, #1191																									
Paint Siding	$ 624	x			$ 624		x		x		x	$ 2,496		x		x		x		x		x		x	$ 6,240
Caulk & Glaze Windows	200		x		200				x			400		x				x				x			1,000
Replace Locks	150											150	x												150
Replace Roof Framing	500							x				500													500
Reseal Roof	635						x				x	1,270				x				x				x	3,175
Replace Roof	2,999								x			2,999		x				x				x			11,996
Replace Unit Heater (Furnace)	1,500						x		x		x	4,500		x		x		x		x		x		x	13,500
Unit Heater Repairs (Furnace)	500						x	x	x	x	x	2,500	x	x	x	x	x	x	x	x	x	x	x	x	8,500
Unit Heater Minor Repairs (Furnace)	100	x	x	x	300	x						500													500
					$ 1,124							$ 15,165													$ 45,561

TABLE 5-1

SUMMARY OF COST OF MAINTENANCE, IN THE PLUM BROOK FACILITY
IN A SAFE, DRY CONFIGURATION, UNTIL 2015 AND 2073

ITEM	1985 COST BASE	FACILITY MAINTENANCE 86	87	88	SUB-TOTAL PRIORITY MAINTENANCE	SCHEDULED MAINTENANCE 1900 30	35	2000 30	35	10	15	CUMULATIVE COSTS THRU 2015	SCHEDULED MAINTENANCE 2000 30	35	30	35	40	45	50	55	60	65	70	73	CUMULATIVE TOTALS
WEMS, #1192																									
Repair Handrail	$ 400	x			$ 400				x			$ 800		x				x				x			$ 2,000
					$ 400							$ 800													$ 2,000
FENCE & SITE WORK																									
Exterminate Small Animals	$ 200	x	x	x	$ 600	x						$ 1,000													$ 1,000
Kill Vegetation Around Buildings	400	x	x	x	1,200	x						2,000													2,000
Kill Vegetation Around Fences	600	x	x	x	1,800	x						3,000													3,000
Lower 6 Fence Posts	896					x						896													896
Paint Fence (2 Coats)	21,256						x				x	42,512				x				x				x	106,280
Replace Damaged Post & Fabric	2,000					x				x		4,000			x				x				x		10,000
Exterminate Small Animals	200/yr											4,800													17,000
Kill Vegetation Around Buildings	400/yr											9,600													34,000
Kill Vegetation Along Fences	600/yr											14,400													51,000
Remove All Sealed Drains & Check Seals	15,600					x	x	x	x	x	x	93,600	x	x	x	x	x	x	x	x	x	x	x	x	280,800
Remove 3 Tanks & Dispose	2,504	x			2,504							2,504													2,504
					$ 6,104							$178,312													$ 508,480
EMERGENCY MAINTENANCE	$ 5,000/yr				$ 15,000							$150,000													$ 440,000
TOTAL MAINTENANCE					$342,790							$1,734,292													$4,792,299
UTILITIES																									
Electric	$ 7,000/yr				$ 21,000							$210,000													$ 616,000
Communication	400/yr				1,200							12,000													35,200
Heat	15,000/yr				45,000							450,000													1,320,000
Water	500/yr				1,500							15,000													44,000
Nitrogen	1,000/yr				3,000							30,000													88,000
TOTAL UTILITIES					$ 71,700							$717,000													$2,103,200
SURVEILLANCE & SERVICES																									
Health Physics & Technical Services	$ 59,000/yr				$177,000							$1,770,000													$5,192,000
Plant Protection	118,000/yr				354,000							3,540,000													10,384,000
Janitorial	700/yr				2,100							21,000													61,600
Mowing & Snow Plowing	900/yr				2,700							27,000													79,200
Wildlife Management	700/yr				2,100							21,000													61,600
Vehicle & Equipment, Operations & Maintenance	3,000/yr				9,000							90,000													264,000
TOTAL SURVEILLANCE					$546,900							$5,469,000													$16,042,400
TOTAL COSTS FOR DRY SAFE STORAGE					$961,390							$7,920,292													$22,937,899

The metal siding requires repainting. The Northwest and Southwest corners of the building have rusted through, due to either roof leaking, window leaking, condensation, or a combination of all three.

Roof surfaces have been polyurethene foam insulated over the existing roof surface. Roof leaks have not been stopped, water is leaking through the roof in the area of the roof drains over the Canals F and G and in the Southwest corner of the building. The roof metal decking is badly rusted around the roof drains and will soon be rusted through. We recommend a roof moisture survey be conducted with a gamma moisture device to determine the extent of saturated roofing. Repairs shall be based on survey results and should include removal of all roofing to the steel deck in those areas where trapped moisture is located. The roof metal decking should also be replaced around the roof drains at the time of roof repairs.

The Reactor Containment Vessel (CV) insulation is in poor condition. It is saturated and trapping moisture against the CV surface. The existing foam should be removed, the metal prepared and recoated, and new insulating materials applied. A covering membrane should be applied to assist in shedding water and to discourage birds from making holes in the foam.

Doors to the Reactor Building all need painting to retard rusting. Windows need to be caulked and the frames should be cleaned and repainted. Original putty has dried out and is missing in places, water is causing rusting of the frames.

The interior of the building appears to be in satisfactory condition with the exception of the roof leaking problems. The leaking roof area is also the area where the crane consoles, relay cabinets, and transformers for the Hot Laboratory are located. After roof repairs, we recommend the consoles and cabinets have the contacts cleaned and the cabinets painted. Cranes and their control systems must be kept operable to be utilized in addressing any emergency conditions which could be encountered during continued safe storage. This equipment will also be used in future decommissioning operations and must be protected.

The "Conco" crane that spans Canals F, G, and H has

had problems related to the hydrogen sulfide fumes causing oxidation of the electrical feed rail and the pickup shoes. The cause of the corrosive fumes comes from the deep well sump located at the -25' level. We suggest enclosing the sump with a small structure and providing a powered ventilating blower and duct the fumes to the outside of the Reactor. This will also prolong the life of the unit heaters in the Reactor Building. All brass and copper fixtures and hardware are heavily coated with sulfide corrosion.

The deep well sump at the -25' level has insulation missing from the discharge line and the remaining insulation is in poor condition. We suggest reinsulating to prevent condensation from this line adding to the water in the facility.

At the -25' level (approximately 190 to 220 degree position) there is a section of early corrosion of the containment vessel shell at the floor level. We suggest sandblasting and repainting to prevent continued rusting.

In the -15' level, Northwest corner, water is frequently standing at the junction of the ATS building and Reactor Building tunnel. This condition appears to be caused by a blocked foundation drain. Foundation drains should be periodically cleaned since there appears to be many areas of fine silt, clay around the PBRF which can infiltrate and plug footer drains.

5.1.2 Hot Laboratory #1112

This structure is in better condition than the Reactor Building. One major problem is roof leaks. The area where the Hot Laboratory roof joins the Reactor Building roof has wall flashing which has cracked. The raised section over the Hot Work Area has roofing material and cap flashings which have torn loose allowing water entry. Considerable water was noticed between the roofing material and the concrete roof slab in the area over the Southwest corner of Canal K. The roof area over the personnel entry vestibule on the West side of the Hot Laboratory is leaking causing severe rusting of the door and the frame. Both the door and the frame will have to be replaced.

The Hot Laboratory roof has not been foam treated.

We suggest a moisture survey be performed to evaluate the extent of water saturation and possible entry points. This should be done before future roof coatings are applied.

The exterior walls have cracks and rust staining of surfaces, a condition that has existed since construction. A probable cause is that the rebar is too close to the surface. The rebar rusts and causes spalling of the concrete. There is no way to totally correct this condition without great expense. We suggest sandblasting the exposed rebar areas, painting the rebar, and applying an elastomeric caulking in the cracks. After the wall is prepared, the exterior surfaces should be recoated.

Several areas have loose flashing requiring reattachment and in some areas caulking is needed. The exterior metal surfaces are in need of paint to retard the rusting that has started.

Windows in Rooms 9 and 24 are broken and need replacement, window frames need to be painted and reglazed.

The Hot Pipe Tunnel (HPT) has chronically experienced groundwater infiltration at both ends. A concerted effort was made during this study to seal the exteriors of the HPT with asphaltic coating, clay, bentonite, etc. Footer drains were also cleaned. These efforts will have to be repeated periodically.

Within the HPT the Hot Lab Sump was found to be dry but highly corroded. The plastic 4" cell drain line ruptured in two locations and leaked high level contamination on to the floor of the HPT. This line was repaired, however, it shows substantial degradation probably from radiation induced physical changes and the high coefficient of expansion of polyethelene over the 20 degrees F cycle in ambient temperature.

5.1.3 Service Equipment Building #1131

The Service Equipment Building (SEB) is in good condition. The roof area will require attention in several places. The flashing joints on the electrical load bank columns are leaking at the point where they come through the roof level. If the load bank has no further use, it should be removed and caps

placed over the extended column mounts and sealed to eliminate the flashing leak area.

Another problem area is the roof mounted lights. The lights are attached to wood blocks that have rotted away, causing the weep sheet to leak. If roof lights are required, remount them to the side of the building instead of the roof. Otherwise, remove the roof lights. The roof surface has not been urethene foam treated, and does not show many leaking areas. One leaking area is over the control console in the Electrical Control Room (ECR) at the point where the ECR joins the Engine Room on the South side of the building.

The diesel mufflers mounted on the roof have rusted very badly and are in danger of falling soon and damaging the roof surfaces. We suggest the mufflers and the intake stacks be removed and all openings be capped.

The exterior metal surfaces require painting and touch up. Some of the doors are badly rusted and will require replacement. Windows on the South side of the building are in need of reglazing. The frames are in bad condition and should be cleaned of rust and repainted prior to reglazing.

Two locations on the North side of the building have siding which has rusted through, requiring either total replacement or patching with a formed galvanized metal piece. The building interior is in good condition with the exception of paint and plaster peeling in the front hallway and office area.

In the Emergency Diesel Room trench area (near the air receivers and intakes) there is water on the floor which has leaked through the wall at a construction expansion joint. The covers for the air intakes are of wood and have rotted. The covers should be replaced with metal covers that can be sealed.

5.1.4 Fan House #1132

The Fan House shows no apparent roof leaks since it was foam treated in 1984. The exterior metal siding is in a sound condition, but the paint has weathered to the primer and is starting to rust in several places. We recommend this building be repainted to retard the rust formations.

All windows need to be reglazed and the frames cleaned of rust and painted. The interior of the building was in very good condition with only minor paint spalling from gas lines and structural beams. In the basement some water was noted on the floor in the Northeast corner. It appears to have come from either a ground hog burrow trapping water in this corner, or from the stack. The stack was found to have approximately 2' of water in the concrete base section when the radiation survey was performed. The water could have followed a 6" line leading to the Fan House basement as was indicated by rust streaking. The base of the stack is in poor condition and will require considerable repairs if the stack is to remain. Water in the base along with the freeze thaw cycles over the years has caused the concrete to spall, exposing the rebar. The rebar is rusting and is causing additional concrete damage. We suggest, if the stack is to be left in place, that a weather cap be installed on the top of the stack. The stack and the connecting header will require painting to retard rusting conditions. As an alternative, the stack could be removed. Both the acid and caustic tanks have rusted severely and should be removed along with the metal support structure.

The boiler stack should be capped to prevent rain water from further damaging the boilers.

The resin pit outside of the Fan House was filled about half way with water. This water was determined to have been precipitation infiltration by snow piling and thawing over the pit covers as well as some surface water runoff. This condition can be resolved by improving the drainage runoff in the area of the pits, resealing the hatch covers, and erecting weather tight enclosures over the hatches.

5.1.5 Waste Handling Building #1133

The Waste Handling Building (WHB) is also in very good condition. The roof area was foam treated at the same time as the Fan House and shows no apparent leaks. The exterior metal surfaces should be repainted to prevent further deterioration as the paint has weathered to the primer in several places. Windows, especially on the East side, require complete cleaning and reglazing treatment.

The interior of the building was in satisfactory condition, there is paint spalling of almost all of the ceiling surface. This condition appears to be either temperature related or else the original surface preparation on the galvanized material was not done properly. This is only a cosmetic problem.

Water was noted leaking in the basement area of the Packaging Room. This water comes from either foundation drainage or from the chute area, as the cover is not sealed and will allow leakage. Water also leaks into the Operating Room #1. This water appears to be surface runoff from under the roll up door, and from the mound area between the WHB and HRA areas.

The evaporator equipment is insulated with materials containing asbestos. This insulation is in poor condition where it is at the lower levels, falling off and crumbling.

5.1.6 Primary Pump House #1134

The exterior of the Primary Pump House (PPH) is of concrete construction and the same wall spalling conditions exist as was found on the Hot Laboratory. Rebar close to the surface is rusting and causing spalling concrete, as well as cracking of the concrete. All windows need to be reglazed. A few windowpanes are cracked and require replacement. The doors need painting to retard the formation of rust.

The roof of the PPH is in very bad condition. All roofing materials should be stripped off and a completely new roof installed. Currently areas around the roof plugs have been foamed in an effort to stop water infiltration. The foam material was cut free to permit the radiation survey to be performed. During the survey it was noted that each pump room had an identical crack running from the corner of one plug to the corner of the other plug. This appeared to be due to improper design or construction. Apparently the rebar was not welded to the hatch frames. Water is leaking in through the cracks and has caused condensation and considerable rusting of the steel hanger and pipe supports as well as the base frames for the primary pumps. Water was on the lowest level of each pump room (Rooms 1, 2, and 3). Due to the hanger corrosion, we suggest a timber support be placed under the pump discharge piping to

support the piping in the event the hangers rust away.

Equipment in Room 4 was in good condition, however, this room also showed rain water "puddles." Room 5 was dry although filled with equipment and piping. Some of the items are insulated and contain asbestos materials. Most steel or iron items were heavily corroded. Room 6 had some water on the floor, but little damage was evident since most items were of stainless steel. Room 6 had a crack in the roof slab from the plug to the Southeast corner.

The steel mating surfaces of all roof plugs are severely corroded. They should be cleaned and painted to prevent the plugs from "sticking" together due to corrosive mated surfaces.

Roof leaks are also causing water damage problems in Room 7, Motor Drive Room. Water is entering through roof cracks and then drips onto the motors, and then to the lower floor level where it remains until it evaporates. In Room 8, the floor area under the electrical control console for the degassifier equipment has settled from 1" to 1-1/2". This area is over the cold pipe tunnel and was probably not compacted sufficiently at construction. There are roof leaks above this area and water accumulates in the sunken area. Most all of the problems in the PPH stem from the bad roof condition. Major roof repairs coupled with some form of ventilation, either natural or mechanical, would relieve the high humidity conditions in the sealed rooms. In Room 8 a floor plug was pulled to inspect the sump. The area under the floor plug was filled with water to about 4' from the floor surface. This water entered via an electrical pipe penetration from the resin and pump pits outside. The outdoor resin pits and the pump pit were inspected and were both full of water. The seals were not in good condition and there are approximately 15 valve extensions that have no seals and will allow precipitation and runoff water entry. This area accumulates considerable snow in the winter. Melting snow would add large quantities of water to the pits. We suggest re-sealing the plugs and that a weather enclosure be fabricated and installed over the outdoor resin and pump pits to correct the problem.

5.1.7 Compressor Buildings #1135 and #1136

These buildings are in good condition, however, the gutters and downspouts should be replaced to prevent rain water from getting behind the siding. The grade around Building #1136 is higher than the downspout outlets. This causes ice to back up and split the downspouts. Outlets for new downspouts should be raised to eliminate this problem. Also, minor regrading or trenching would remove puddling at downspout openings.

5.1.8 Reactor Office and Laboratory Building #1141

Early inspection showed that heavy overgrown shrubbery around this building prevented close inspection. Because of the size of the shrubbery, it was removed to prevent root damage and branch damage to the structure. Removal of the vegetation permitted a close inspection of the building conditions. The exterior of the Reactor Office and Laboratory Building (ROLB) has some bricks which need to be recaulked or painted. Also, the sandstone corner blocks require sealing and caulking. Flashing is loose and requires reattachment and recaulking.

This roof had been urethene foam treated over the existing roof material. Plugging the roof in several areas indicated, (1) there are still existing roof leaks, or, (2) water has been sealed in with the foam treatment. We recommend a complete roof moisture survey be performed to determine the extent of the moisture and the possible entry points. Based on this survey the roof should be removed to the steel decks and repaired and recoated in order to prevent accelerated corrosion of the steel decking.

The basement on the West side of the Equipment Room is constantly wet, indicating a plugged drainage tile. Drain tiles should be placed on a maintenance schedule for periodic cleaning. Water is also weeping through the walls. This may be coming partly from ground hog burrows which trap water at the foundation base. We suggest the area be regraded to permit water drainage away from the foundation.

The interior of the building was in good condition but does show the results of high humidity condi-

tions and lack of heat. Paint is peeling and the plaster is crumbling. Mold is forming on the walls and door surfaces.

5.1.9 Double Water Tower #1151

Inspection showed this tower to be in very good condition. The tower is not active but should be maintained to use as a source of deionized water storage for emergency use during decommissioning. The tower structure requires some minor paint touch up to prevent excessive rusting conditions. The lower carbon steel tank has a pipe used for overflow water from the upper stainless steel tank. This line is carbon steel and is severely rusted on the interior. This rust should first be removed if the tank is used.

The upper stainless steel tank was not entered, but an inspection on the exterior showed areas of rusting and shelling paint at the weld areas where carbon steel and stainless steel were joined. Also, some of the areas painted previously were not properly cleaned prior to painting.

5.1.10 Cold Retention Area #1154

End conditions required that the valves for the equalizing lines be left open and their checks removed from the valves to permit groundwater flow in either direction and prevent flotation of the structures.

The water was pumped out of both Cold Retention Area (CRA) #1 and #2 to permit a close inspection and to obtain samples for analysis. Both were nearly full. CRA #1 appears to be in better condition than CRA #2. Flashing and facia have been damaged on both of the CRAs apparently from mowing operations. The wood sub-facia has rotted due to high moisture conditions and will require replacement. The roof surfaces show advanced deterioration of the covering materials. The roof material should be replaced before water damages the metal roof decking. We suggest that new pressure treated wood sub-facia be installed. New metal facia and flashing is required. A stone path around each foundation will prevent vegetation growth close to the structures and should negate future need to drive mowers close to the structure.

The interior roof truss members show some paint peel-

ing and some rust forming, but in general are still in good condition. The North beam pier has cracked due to expansion and contraction and should be repaired on CRA #1. The plastic liner material has started to come loose around the top of each CRA in several places. The liner has shrunk and does not lay against the concrete surfaces. There is a tear in the liner around the inlet pipe on CRA #2. When water was pumped out of CRA #2, there were several areas in the Southeast corner where water was entering the structure. There is a crack in the concrete near the support structure base steel allowing groundwater to enter. Water enters CRA #2 faster than can be pumped using the groundwater pump. Only one pump still works in CRA #2, but both pumps operated satisfactorily in CRA #1.

The steel support structure around the main pump shows considerable rusting, also the liner has large bulges in the sump area in both CRAs where the liner is not in contact with the concrete.

An alternative to roof repair of the CRA is to let the roof go until such time it is considered unsafe and then remove it. This would leave two open lagoons which would require fencing installation around them. In view of their containing low level radioactive sediment on their floors, it may be necessary to license them as hazardous waste lagoons at such time as they cease to qualify as structures.

5.1.11 Hot Retention Area #1155

This structure was opened for inspection and survey and 33,000 gallons of mildly contaminated water was found in the annulus area around the 8 hot retention tanks. This water was approximately 3' deep and was subsequently determined to be groundwater infiltration at the rate of 40 gallons per day. The inner structure sump pump (23 P-10) had been secured at shutdown. The outer sump pump at the South end of the structure was kept operational to draw down groundwater around the structure. Apparently the well point of the South sump pump and lowest float settings were not low enough to prevent groundwater from infiltrating through the inactive center sump structure. It should be noted that the entire structure, including the footers, rests on bedrock which is lower than that in the immediately surrounding areas. This situation was corrected by reactivating the center sump and routing it's discharge to the

CRA. The structure below ground was in very good condition with only minimal evidence of moisture once the sump condition was corrected.

The above internal structure flooding did cause obvious corrosion on the exterior of the 8 HRA tanks (60,000 gallons each). These tanks rest on separate sand beds contained within a 3" high metal sand retainer. Each of these tanks and retainers in turn rests on a steel pan approximately 12" high x 24' square. Since all of these tanks have been externally flooded, and they are resting on wet sand beds, it is highly likely that the inaccessible bottoms of each tank are undergoing some form of accelerated corrosion. This will most likely prevent their future use despite the fact that the tank interiors (which contain higher levels of radioactivity) were coated with an epoxy liner. At the very least, ultrasonic testing of tank bottoms from within the tanks would be the best way to verify their integrity.

Water was also found in 3 of the 8 HRA tanks. This water amounted to a total of approximately 2500 - 3000 gallons and was contaminated above release levels. This water was found to be precipitation which leaked through the HRA pipe chase roof through many cracks and unsealed penetrations, and pooled on the interior pipe chase floor. When enough water pooled, it flowed by gravity to floor hatches covering 3 of the 8 tanks and then through openings in the hatches to Tanks #2, #5, and #7. To correct this problem it will be necessary to remove the many valve extensions and other penetrations on the HRA pipe chase roof, reseal the roof with a monolithic membrane seal, and, if necessary, ballast it with stone.

Carbon steel piping and valves in the pipe chase are rusting due to high humidity in the pipe chase. Three valve bodies were cracked due to freezing. Apparently these valves were not properly drained at the time of shutdown and water was pooled in the housings.

More convenient access to the HRA structure is recommended. The shielded concrete plugs should be removed and replaced with metal hatches which are hinged and hasp locked. This will permit inspection of the structure interior and servicing of the sump pump. The plugs removed to gain access should be

left out and covers made to provide access for future inspections and servicing the pump.

5.1.12 Precipitator Tank #1157

The concrete structure is in good condition and requires no maintenance. The stairs, however, are rusting and must be either maintained or removed. The access walkway from the upper water treatment room is also showing rust and should be maintained or removed. As an alternative this entire structure could be removed, as it will serve no purpose in the future.

Near the base of the precipitator tank there are acid and caustic tanks on concrete piers. The bottoms are completely rusted out of these tanks. It is recommended that these tanks and the concrete piers be removed for safety purposes.

5.1.13 Transformer Substation #1161

This equipment is in good operating condition. Inspection indicated that only painting of the line tower and some minor concrete repairs were needed on the base foundation for the line tower. Maintenance has been performed on this structure and must continue as the transformers will be activated during safe storage as well as decommissioning operations.

5.1.14 Reactor Security Control Building #1191

The Security Control Buidling is a wood frame and plywood sheet exterior structure. Inspection showed that wood roof beams and frame members have rotted due to a roof leak before the roof was foam treated. This could present a safety problem if personnel are working on the roof area. The area of the rotted wood is in the Southwest corner of the structure. The remainder of the building appears sound, requiring only paint and window glazing.

5.1.15 Water Effluent Monitoring Station #1192

This structure is not being used and serves no purpose. When conditions in the building reach the point of being unsafe or unsightly, we recommend it be removed along with the small amount of equipment in the building. The trench must remain and current-

ly needs no repair. The fence around the basin does need minor repair and the sludge in the basin should be periodically removed.

5.1.16 Perimeter Fences

All fences in the reactor area were painted in the fall of 1985 and are in good condition. There are a few posts that have heaved due to frost that should be reset but are not causing any problems. Vegetation control should be maintained all around the fence line to prevent deterioration to the fence fabric. Gates will require periodic alignment from time to time.

5.1.17 Roadways

The roadways inside the reactor fence boundaries are starting to deteriorate due to vegetation in cracks and lack of use. Wherever roadways have settled or sunk they should be filled, rolled, and resealed. It is necessary to maintain the roads in accessible condition to permit movement of heavy equipment and vehicles to perform emergency maintenance of the facility, if needed, during safe storage. When future decommissioning occurs, the conditions of the roadways need to be re-assessed to determine their adequacy for handling maximum loaded vehicles (72000 lbs.) during shielded cask and waste shipments and for specialized heavy equipment.

5.1.18 Emergency Retention Basin

The Emergency Retention Basin drain was plugged with animal nests. This caused pooling of rainwater in the ERB, floating of the sump casing, and crimping of the drain line. This was corrected, however, periodic inspection of this drain line will be necessary to prevent a reoccurrence of water accumulation in the ERB.

Since the entire floor of the ERB is mildly contaminated beyond release limits, it will be necessary to remove 2 in. to 6 in. of soil when decommissioning ultimately takes place. For this reason, it should be maintained with a natural turf cover over it's floor with no woody brush or trees. Cultivation of a "lawn-like turf" will prevent wind blown movement of low level contamination during dry dusty seasons. Also, by maintaining a turf with good root structure it will be possible to use commercial sod

cutting equipment to remove the top 2" to 4" of surface which is holding the bulk of the contamination. This will greatly reduce the complexity and costs of decontaminating this 2 acre area.

APPENDIX 5.1

ARCHITECTURAL/ENGINEERING EVALUATION OF
NASA PLUM BROOK REACTOR FACILITY
BUILDINGS AND STRUCTURES

SUBMITTED BY

CUSTOM CONSTRUCTION, INC.
Robert L. Tracht, Registered Architect
350 N. Main Street
Huron, OH 44839

On August 20, 1985

To

TELEDYNE ISOTOPES, INC.
Plum Brook Operations
P.O. Box 2304
Sandusky, OH 44870

NASA ----PLUMBROOK STATION REACTOR FACILITY

Field Inspection Synopsis

The most critical buildings (for containment purposes) are deteriorating the most rapidly.

Generally the factors contributing to this decay are as follows:

1. Lack of ventilation within the structures.
2. Hydrogen Sulfide ~~Sulfur Dioxide~~ gas being emitted from the deep wells.
3. Lack of maintenance on the roofs.

   A. Several of the roofs have been sealed with a Ureathane foam spray. This practice should be stopped. It is sealing in the moisture from previous leaks and is accelerating the decay of the structure. There is no substitute for removal of rain saturated insulation.

4. The invasion of vegetation and small animals is also taking its' toll on the building exteriors.

Generally speaking, repairs noted as Priority 1, must be made immediately to avoid more costly replacement of structural components.

A minor change could be made to cut cost and at the same time maintain security as well as preserve the structures.

1. In lieu of replacing exterior doors, steel siding could be placed over openings which are not used for security. This would provide a source of useable doors for the future (hinge locations may change, which means replacement door may require special set-up charges in the future) while preserving the opening for future use.

~~6/24/85~~
8-6-85

Robert L. Tracht, Reg. Arch.
350 N. Main, Huron, Ohio 44839
Ph.: 419-433-2794

NASA ----PLUMBROOK STATION REACTOR FACILITY

#1111 Reactor

The roof is the immediate concern. The entire roof was sealed with urethane foam in 1982; however, no precaution was taken to remove the wet insulation. The wet insulation, which is now sealed in, is rusting the metal deck. The extent of the wet insulation is not known; therefore, I have suggested removing the entire roof and replacing the built-up roof and insulation. When replacing roofs, only three or four built up roofs should be used, with no gravel. This will facilitiate the location of the future leaks and permit top dressing of the roofs to prolong their life.

The insulation on the C.V. dome must be replaced. It is leaking and is completely saturated with water, which will rust the C.V. steel roof.

The hydrogen sulfide gas, which is coming from the deep well, must be contained (sealed) and ventilated from the building. It has caused deterioration of all copper and ferrous metals, contaminated bridge crane pick up shoes, shortened the life of unit heaters, rusting piping, etc.

The building must be ventilated to remove or lower the humidity.

The exterior siding has rusted away at the floor line. This was caused by roof and window leaks and/or condensation which collected in the fiberglass insulation between the interior and exterior faces of the steel siding. This siding must be replaced to contain the heat within the structure and to exclude the elements and rodents.

The bridge crane controls on the mezzaine must be covered to prevent further rusting from high humidity and condensation from roof drain. A simple polyureathane tarp is sufficient.

Footer tile and sumps must be cleaned periodically.

8-14-85

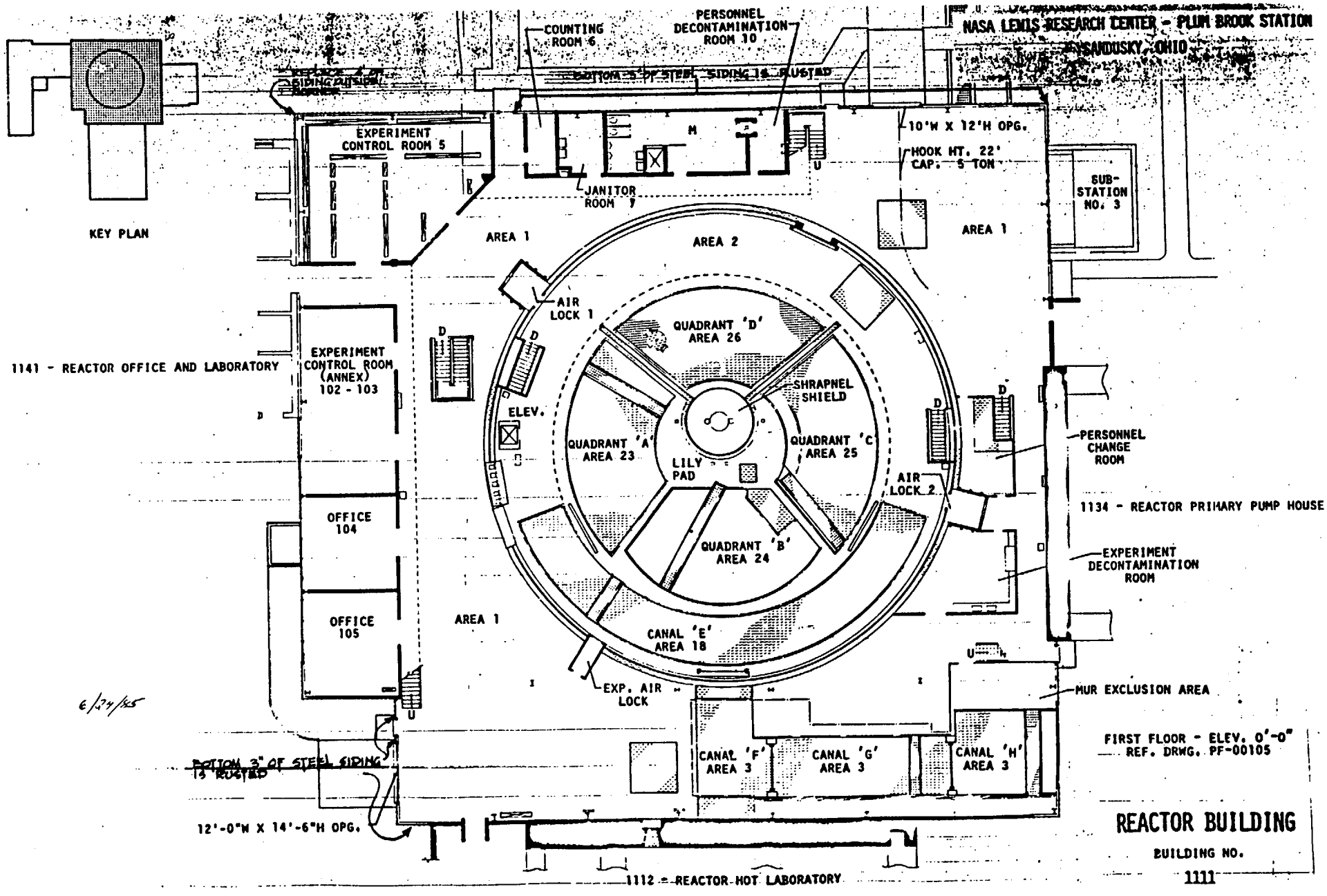
NASA LEWIS RESEARCH CENTER - PLUM BROOK STATION
SANDUSKY, OHIO
KEY PLAN
COUNTING ROOM 6
PERSONNEL DECONTAMINATION ROOM 10
BOTTOM 5' OF STEEL SIDING IS RUSTED
EXPERIMENT CONTROL ROOM 5
JANITOR ROOM 7
M
10'W X 12'H OPG.
HOOK HT. 22'
CAP. 5 TON
SUB-STATION NO. 3
AREA 1
AREA 2
AREA 1
AIR LOCK 1
QUADRANT 'D' AREA 26
1141 - REACTOR OFFICE AND LABORATORY
EXPERIMENT CONTROL ROOM (ANNEX) 102 - 103
ELEV.
SHRAPNEL SHIELD
QUADRANT 'A' AREA 23
QUADRANT 'C' AREA 25
LILY PAD
AIR LOCK 2
PERSONNEL CHANGE ROOM
1134 - REACTOR PRIMARY PUMP HOUSE
OFFICE 104
QUADRANT 'B' AREA 24
EXPERIMENT DECONTAMINATION ROOM
OFFICE 105
AREA 1
CANAL 'E' AREA 18
EXP. AIR LOCK
MUR EXCLUSION AREA
6/24/85
BOTTOM 3" OF STEEL SIDING IS RUSTED
CANAL 'F' AREA 3
CANAL 'G' AREA 3
CANAL 'H' AREA 3
FIRST FLOOR - ELEV. 0'-0"
REF. DRWG. PF-00105
12'-0"W X 14'-6"H OPG.
REACTOR BUILDING
BUILDING NO.
1111
1112 - REACTOR HOT LABORATORY

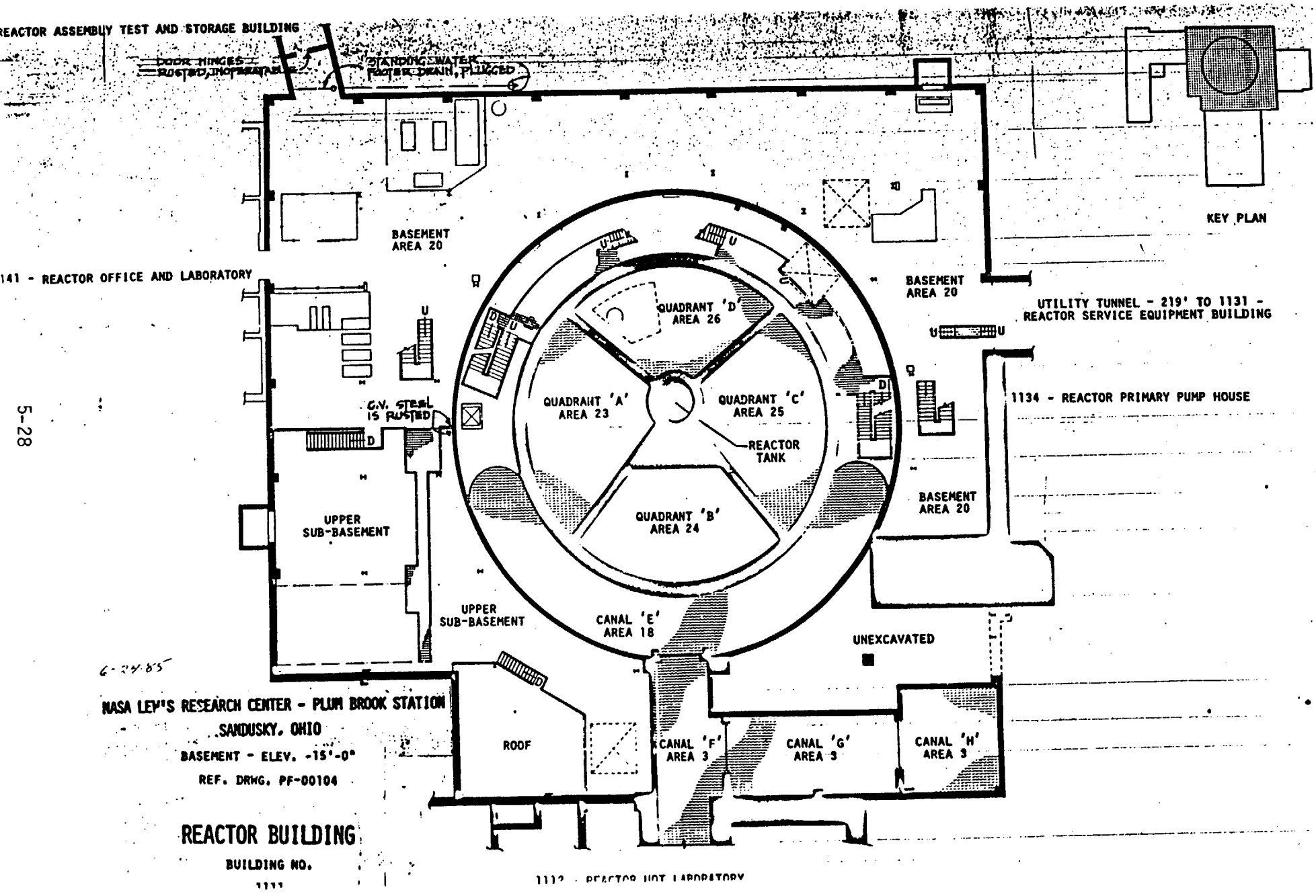
REACTOR ASSEMBLY TEST AND STORAGE BUILDING
DOOR HINGES RUSTED, INOPERATABLE
STANDING WATER FOOTER DRAIN, PLUGGED
KEY PLAN
BASEMENT AREA 20
141 - REACTOR OFFICE AND LABORATORY
BASEMENT AREA 20
UTILITY TUNNEL - 219' TO 1131 - REACTOR SERVICE EQUIPMENT BUILDING
QUADRANT 'D' AREA 26
QUADRANT 'A' AREA 23
QUADRANT 'C' AREA 25
REACTOR TANK
QUADRANT 'B' AREA 24
G.V. STEEL IS RUSTED
1134 - REACTOR PRIMARY PUMP HOUSE
BASEMENT AREA 20
UPPER SUB-BASEMENT
UPPER SUB-BASEMENT
CANAL 'E' AREA 18
UNEXCAVATED
6-24-85
NASA LEWIS RESEARCH CENTER - PLUM BROOK STATION
SANDUSKY, OHIO
BASEMENT - ELEV. -15'-0"
REF. DRWG. PF-00104
ROOF
CANAL 'F' AREA 3
CANAL 'G' AREA 3
CANAL 'H' AREA 3
REACTOR BUILDING
BUILDING NO.
1111
1112 - REACTOR HOT LABORATORY

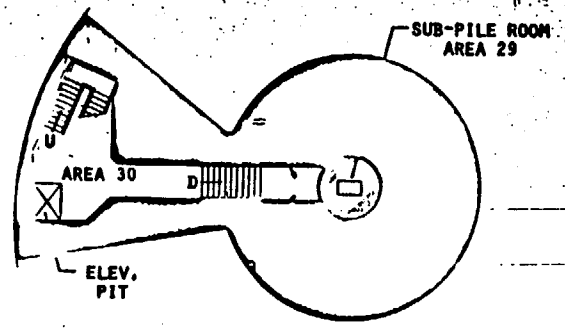

SUB-PILE ROOM - ELEV. -44'-0"

REF. DRWG. PF-00102

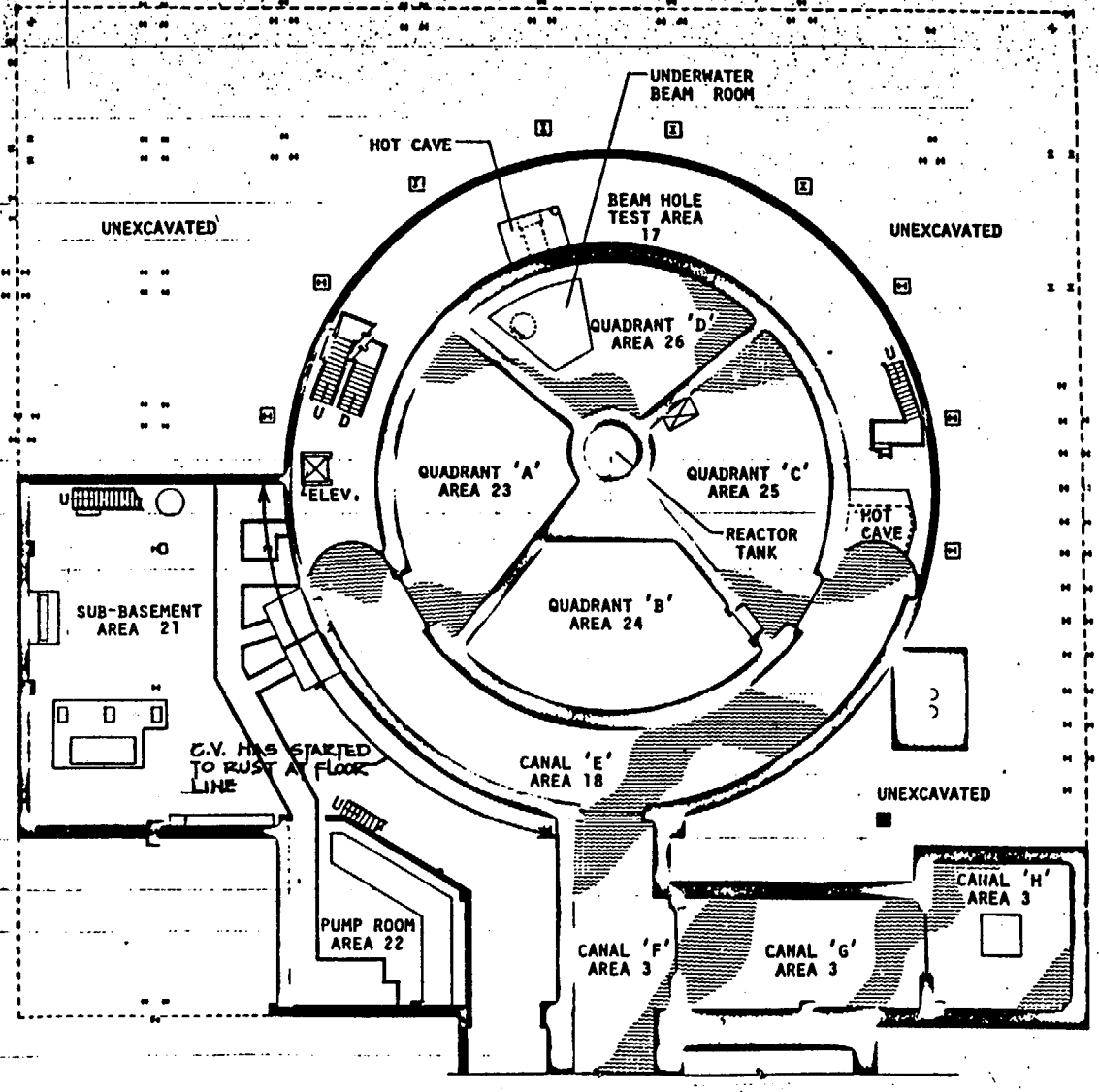

SUB-BASEMENT - ELEV. -25'-0"

REF. DRWG. PF-00103

6/04/65

NASA LEWIS RESEARCH CENTER - PLUM BROOK STATION
SANDUSKY, OHIO

REACTOR BUILDING

BUILDING NO.
1111

PLUMBROOK REACTOR - MAINTENANCE ESTIMATE DETAIL

BUILDING Reactor Building BLD'G NO. 1111 DATE 8-14-85

FAGE 1

ITEMS NEEDING IMMEDIATE ATTENTION

TASK		$	PRIORITY	1986	1987	1988
Paint steel siding	11,624 sq. ft	$.68/□	1	7904		
Replace rusted steel siding on N. & S.W. walls	350 @ 25/		1	8750		
Repair glazing putty	50 ft.	1.75/□	3			224
Clean footer tile on N. & E. walls		1 DAY	3			640
Clean C.V. steel @-25 level	80 ft.	1 DAY	1	224		
Paint C.V. steel @-25 level		1 DAY	1	224		
Remove and replace flat roof	16,830 sq ft	450/□	1	75,735		
Remove C.V. roof insulation	9890 sq ft	450/□	1	19,780		
Replace C.V. roof			1	44,500		
Replace metal deck roofing around 3 roof drains			1	1347		
Separate unit heater flues and insulate			3			200
Install gas tight cover on sump pump, wells, & vent			1	3500		
Repair sump pump check valve (-15 level)			2		300	
Clean and reinsulate sump pump discharge piping			3			500

NOTES: (PRESENT CONDITION, CORRECTION NEEDED, LIFE OF CORRECTIONS

1. See Site Work.
2. The flat roof was foamed in 1984; however, no attempt was made to replace wet insulation or dry out the roof before resealing. Therefore, the entire roof and insulation must be removed.
3. Replace rusted metal roof deck around (3) three roof drains.
4. Remove foam insulation from roof of C.V. and waterproof steel dome; insulation is completely saturated with water, and is being held against the steel dome.
5. Unit heater Note, same as #1141. The intake and exhaust ducts on the unit heater are too close. This is causing recirculation problems, plus the low operating temperatures are causing condensation problems. The solution is: separate and insulate.
6. Replace rusted metal siding(the existing siding configuration is no longer available). Remove a short wall of siding to be used for the repairs and replace it with new siding on the short wall.
7. ~~Sulfur Dioxide~~ Hydrogen Sulfide gas is the biggest problem. It has corroded all the copper and brass, plus it has corroded the yard drain cast iron grates to the point of being nearly closed.
8. In lieu of removing the entire roof, an alternative would be to test the roof with a Neutron-monitor to test for wet insulation (quantity amount).
9. Even though the CV Elevator was sealed on facility shutdown, it must remain in operational condition because it is the

ROUTINE MAINTENANCE ITEMS

TASK		$	YR. CYCLE	1990	1995	2000	2005	2010	2015	2020	2025	2030	2035	2040	2045	2050	2055	2060	2065	2070	2073
Reglazing putty	496 ft.	1.75/FT	20 yrs.				868				868				868				868		
Paint steel siding		$.68/□	25 yrs.					7904					7904					7904			
Clean footer tile			20 yrs.				1280				1280				1280				1280		
Paint C.V. steel @-25 level			20 yrs.				448				448				448				448		
Replace main roof	16,830 sq. ft.	450/□	20 yrs.				75,735				75,735				75,735				75,735		
Seal Main roof		62.50/□	20 yrs.		10,518				10,518				10,518				10,518				10,518
Replace C.V. roof	9890 sq. ft.	450/□	20 yrs.				64,285				64,285				64,285				64,285		
Seal C.V. roof		62.50/□	20 yrs.		6181				6181				6181				6181				6181
Separate unit heater flues and insulate			1 yr.	200	200	200	200	200	200	200	200	200	200	200	200	200	200	200	200	200	200
Replace sump pumps (2)			15 yrs.		3000			3000			3000			3000			3000			3000	
Replace unit heaters (3)			20 yrs.		4500				4500				4500				4500				4500
Replace entire sump and pumps			40 yrs.				8000								8000						
Replace yard drain grates			40 yrs.			300								300							
UNIT HEATER - MINOR REPAIR (3)		$100 EA	1	1200	1200	1200	1200	1200	1200	1200	1200	1200	1200	1200	1200	1200	1200	1200	1200	1200	1200
REPLACE VENTILATION SYSTEM			20				2000				2000				2000				2000		
~~CHECK SUMP PUMP ALARMS~~	PLACED UP AS PART OF SURVEILLANCE COSTS		~~WEEKLY~~	~~7800~~	~~7800~~	~~7800~~	~~7800~~	~~7800~~	~~7800~~	~~7800~~	~~7800~~	~~7800~~	~~7800~~	~~7800~~	~~7800~~	~~7800~~	~~7800~~	~~7800~~	~~7800~~	~~7800~~	~~7800~~

PLUMBROOK REACTOR – MAINTENANCE ESTIMATE DETAIL

BUILDING Reactor Building BLD'G NO. 1111 DATE 8-14-85

ITEMS NEEDING IMMEDIATE ATTENTION

PAGE 2

TASK	$	PRIORITY	1986	1987	1988	1989
(3) Unit Heater – Routine Maint.		1	300	300	300	300
Install Condensate Cover over Hot Lab		1	1200			
Crane Controls on Mezzaine						
Install Ventilation System w/Humidstat Control		2		2000		
~~Check Sump Pump Alarms~~	~~Weekly~~		~~1560~~	~~1560~~	~~1560~~	~~1560~~
Recall: 1 hr in part of Continuing Rights Surveillance						
Total Cost (Page 1 & 2)			165,024	4160	3424	1860

NOTES: (PRESENT CONDITION, CORRECTION NEEDED, LIFE OF CORRECTIONS

9. continued: only means of moving equipment in and out of the Sub-pile Room.

ROUTINE MAINTENANCE ITEMS

TASK	$	YR. CYCLE	1990	1995	2000	2005	2010	2015	2020	2025	2030	2035	2040	2045	2050	2055	2060	2065	2070	2073
Clean, Operate & Test C.V. Elevator	1200	10	1200		1200		1200		1200		1200		1200		1200		1200		1200	
Replace Condensate Cover over Crane Control		20				1200				1200				1200				1200		
Operate Crane or Inspect Pick-up Shoes	120/insp	1/2	7200	7200	7200	7200	7200	7200	7200	7200	7200	7200	7200	7200	7200	7200	7200	7200	7200	7200
Total Cost (Pages 1 & 2)			17600	40599	17900	170,216	28504	37599	17600	165216	17600	45503	20900	170,216	17600	41389	25504	170,216	20900	38389

NASA ----PLUMBROOK STATION REACTOR FACILITY

1112 Hot Lab

The roof must be replaced; the raised area over the hot-dry storage has torn loose from the concrete structure. The copper wall flashing is coming loose. The concrete canopy over the exterior door from Room #8 leaks so bad it is rusting the door and frame.

The exterior concrete walls have cracked in several places. Several areas of the concrete walls have spalled, due to rusting rebar.

Three windows have cracked and must be replaced, and several windows need to be reputtied.

8/6/85

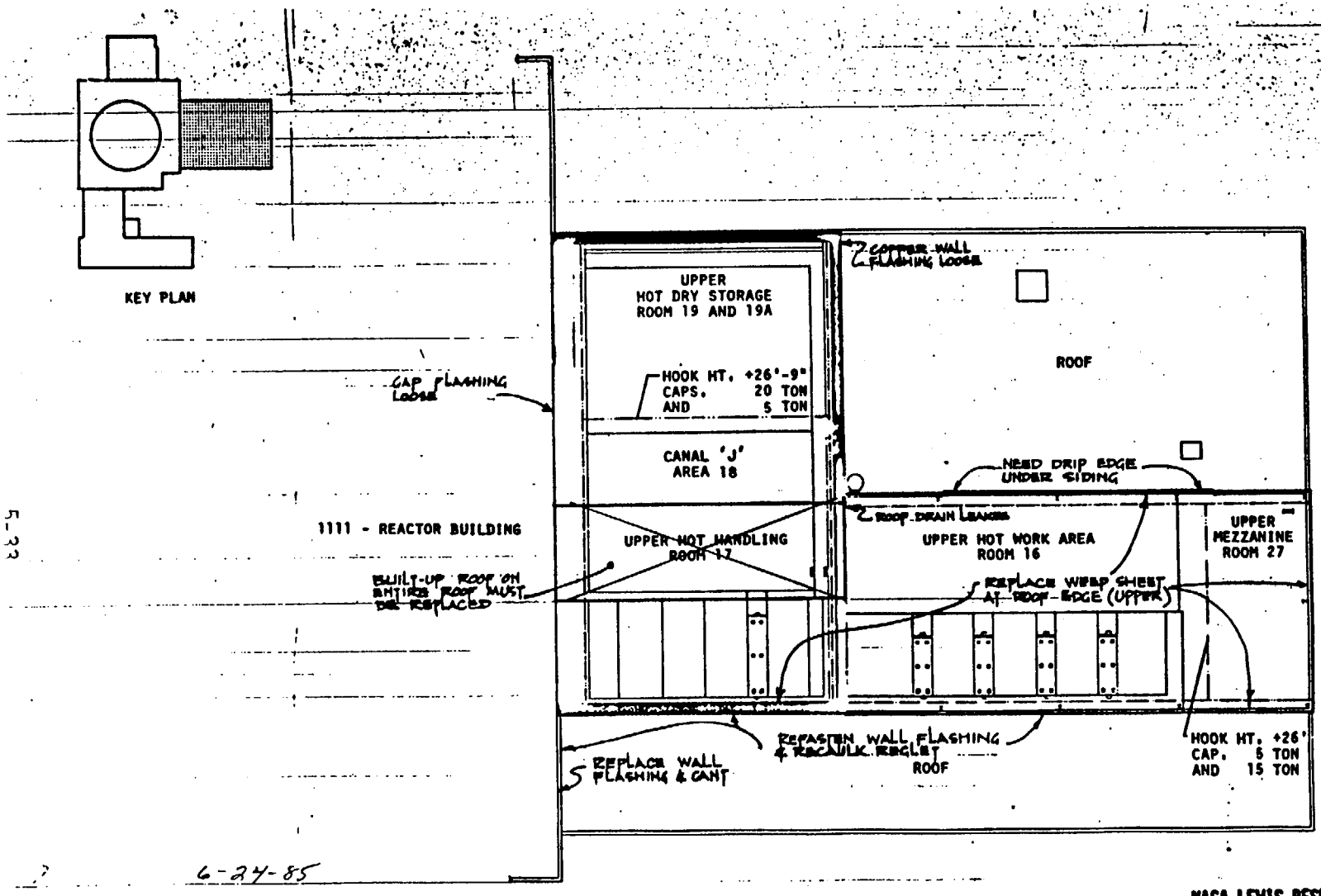

NASA LEWIS RESEARCH CENTER - PLUM BROOK STATION
SANDUSKY, OHIO

REACTOR HOT LABORATORY

BUILDING NO.
1112

PLAN AT ELEV. +28'-0"
REF. DRWG. PF-04506

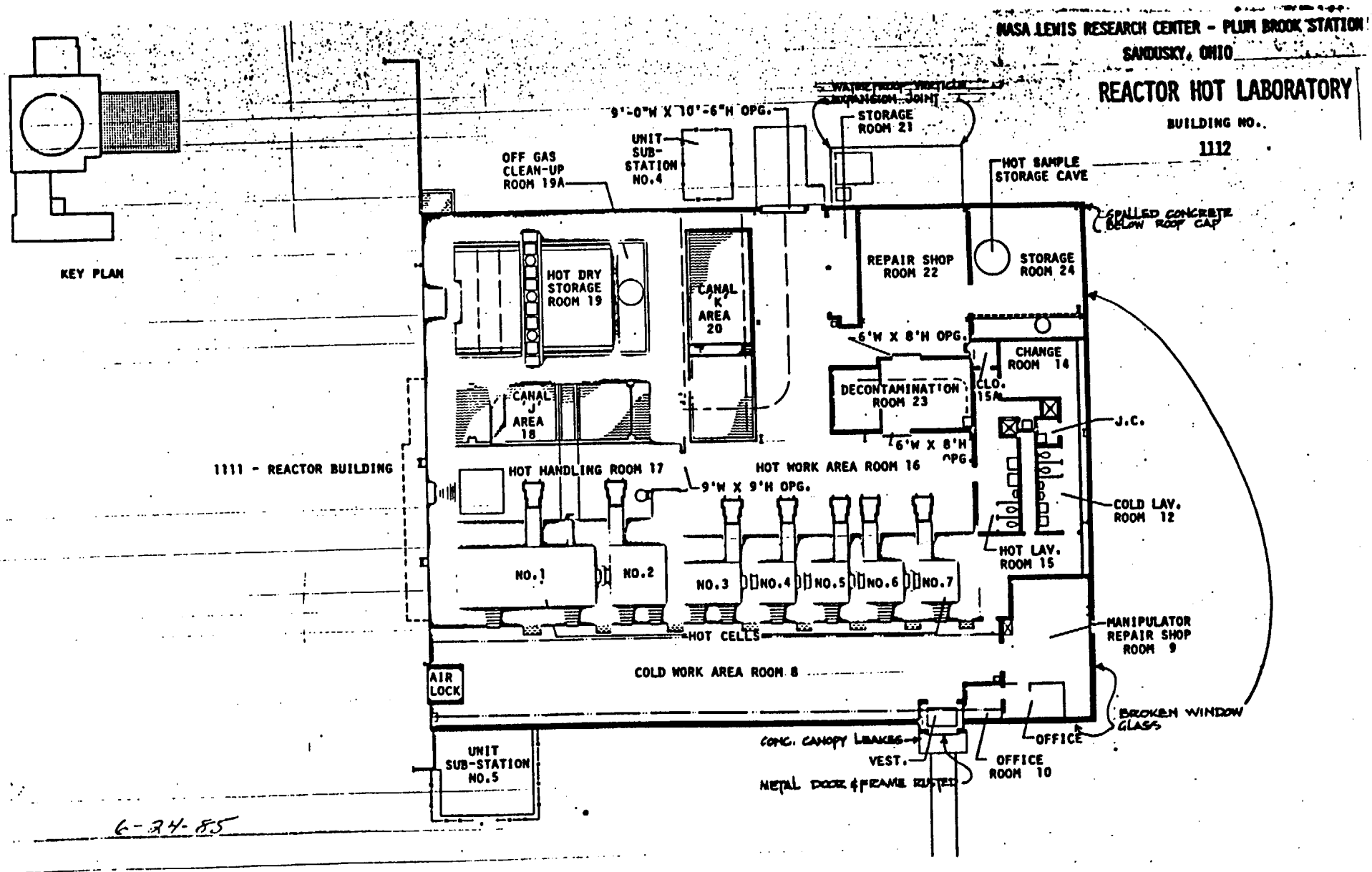

PLAN AT ELEV. +4'-6"
REF. DRWG. PF-04504

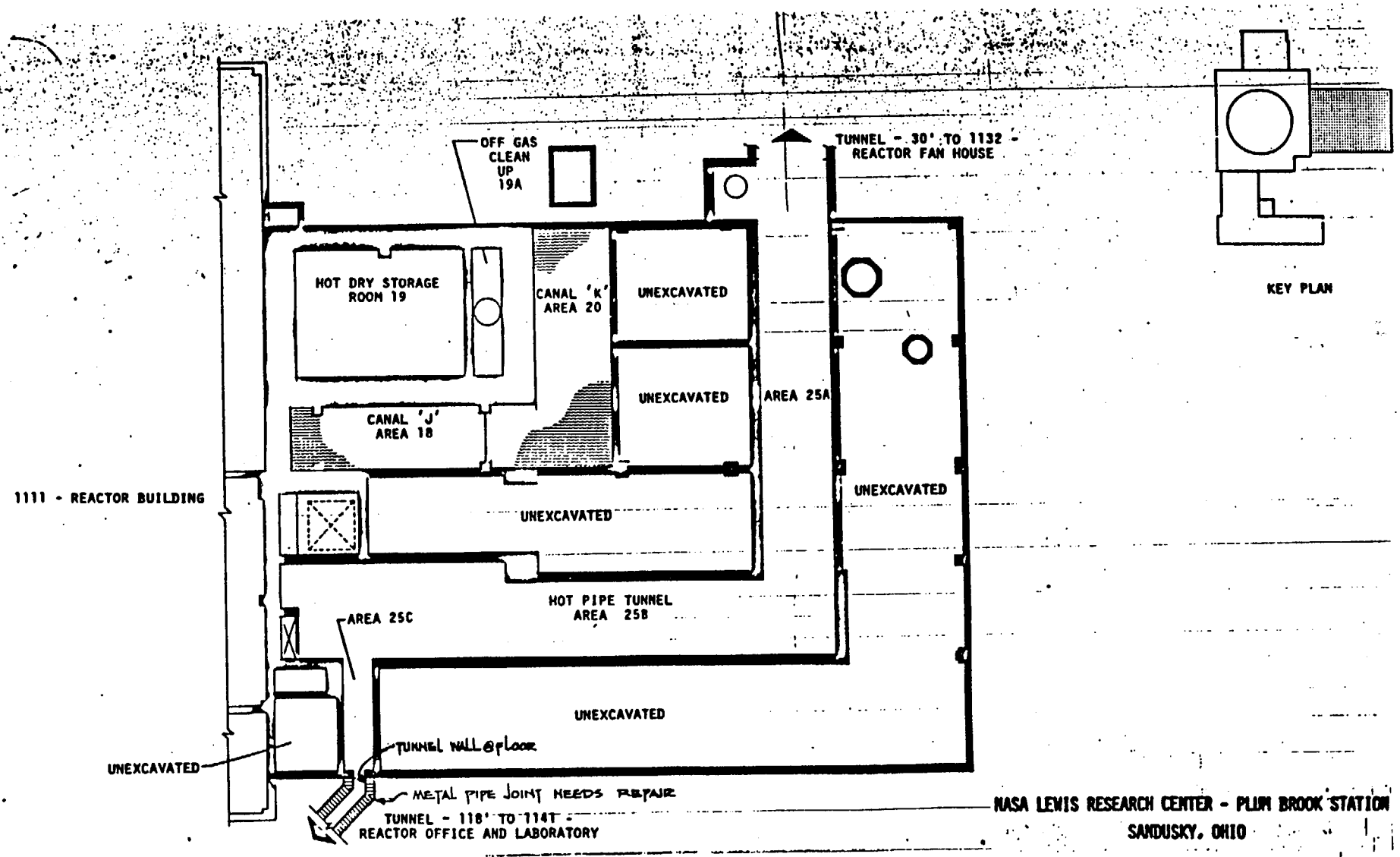

NASA LEWIS RESEARCH CENTER - PLUM BROOK STATION
SANDUSKY, OHIO

REACTOR HOT LABORATORY

BUILDING NO.
1112

6-24-85

PLAN AT ELEV. -3'-6"
REF. DRWG. PF-04503

PLUMBROOK REACTOR - MAINTENANCE ESTIMATE DETAIL

BUILDING Reactor Hot Lab BLD'G NO. 1112 DATE 8-14-85

ITEMS NEEDING IMMEDIATE ATTENTION

TASK	$	PRIORITY	1986	1987	1988	1989
Repair concrete walls	1.75/FT	2	1186	1186		
Repair west canopy (SEE ROOF COST)		1	—			
Replace windows in Rms 24 and 409		1	95			
Replace glazing putty 150 ft.	1.75/FT	1	262			
Secure wall flashing	1 DAY	1	224			
Replace roof 5274 15,824 sq ft	450/□	1	71,208	23,736 + 6,600		
Seal wall flashing under metal siding 172 ft.	1.75/FT.	1	300			
SEPARATE UNIT HEATER INTAKE & FLUE						
TERMINATOR & INSULATE		3			200	
UNIT HEATER - MINOR REPAIR			200	200	200	200
INSTALL VENTILATION SYSTEM W/HUMIDSTAT		1	2000			
~~HOT PIPE TUNNEL LEAK, WEST WALL OF RM #B~~		~~1~~	~~1200~~			
repaired in 1985						
TOTALS			76,675	1386	400	200

NOTES: (PRESENT CONDITION, CORRECTION NEEDED, LIFE OF CORRECTIONS

1. See Site Work.
2. * West - Double doors are not used. Cover opening with steel siding in lieu of new door.
3. Initial window glazing is partial work.
4. Exterior concrete has spalled and cracked where the rebar has rusted. These areas must be repaired to prevent further deterioration of the structure.
5. The roof and flashing is in bad condition--too many repairs are needed to be economical to repair.

* Do not recommend doing this!

assume maintenance savings and 1/3 replacement

ROUTINE MAINTENANCE ITEMS

TASK	$	YR. CYCLE	1990	1995	2000	2005	2010	2015	2020	2025	2030	2035	2040	2045	2050	2055	2060	2065	2070	2075
Paint steel siding 3487 sq. ft.	.68/□	25 yrs.	2372					2372					2372					2372		
Replace glazing putty 896 ft.	1.75/FT.	20 yrs.				1568				1568				1568				1568		
Replace west vestibule door and frame			1200																	
Waterproof concrete walls 12006 sq ft.	1.17/□	25 yrs.		14,047					14,047					14,047					14,047	
Replace roof	450/□	20 yrs.				71,208				71,208				71,208				71,208		
Seal roof	62.50/□	20 yrs.		9890				9890				9890				9890				9890
Seal wall flashing under metal siding		20 yrs.				300				300				300				300		
Replace unit heaters (2)		5	3000	3000	3000	3000	3000	3000	3000	3000	3000	3000	3000	3000	3000	3000	3000	3000	3000	3000
Unit heater - minor repair (2)	200/YR	1	800	800	800	800	800	800	800	800	800	800	800	800	800	800	800	800	800	800
Replace ventilation system		20				2000				2000				2000				2000		
Operate crane or inspect pickup shoes	30	1/12	1800	1800	1800	1800	1800	1800	1800	1800	1800	1800	1800	1800	1800	1800	1800	1800	1800	1800
TOTALS			9172	29,537	5600	80,676	5600	17,862	19,647	80,676	5600	15490	7972	94,723	5600	15,490	5600	83,048	19,647	15,490

1131 Service Building

The shop roof weep sheet must be replaced. It has been torn by the roof mounted lights which have started to tear loose from the roof, and must be removed to prevent further damage.

The roof-mounted electrical-load-bank steel structure must be painted to prevent further rusting. The joints where the columns penetrate the roof must be sealed.

The generator engine roof top mufflers must be removed before they fall through the roof. They are completely rusted through.

One expansion joint in the pipe tunnel is leaking.

Some metal siding and one metal door on the North side have rusted and must be replaced.

The office roof must be replaced.

This building is in good shape and could be reused if maintained.

8/6/85

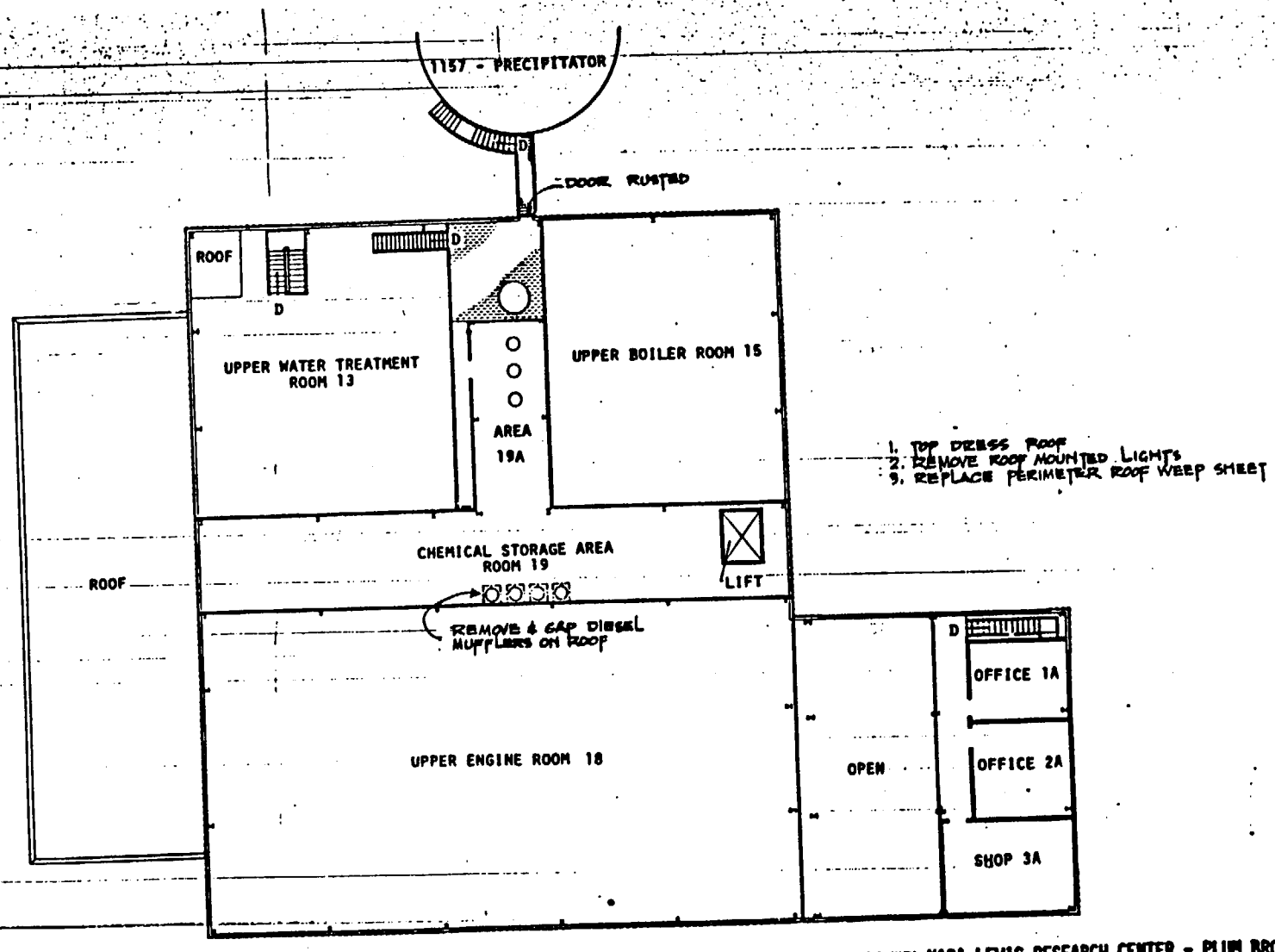

6/24/85

MEZZANINE
REF. DRWGS. PF-06004 & PF-06301

NASA LEWIS RESEARCH CENTER - PLUM BROOK STATION
SANDUSKY, OHIO

REACTOR SERVICE EQUIPMENT BUILDING

BUILDING NO.
1131

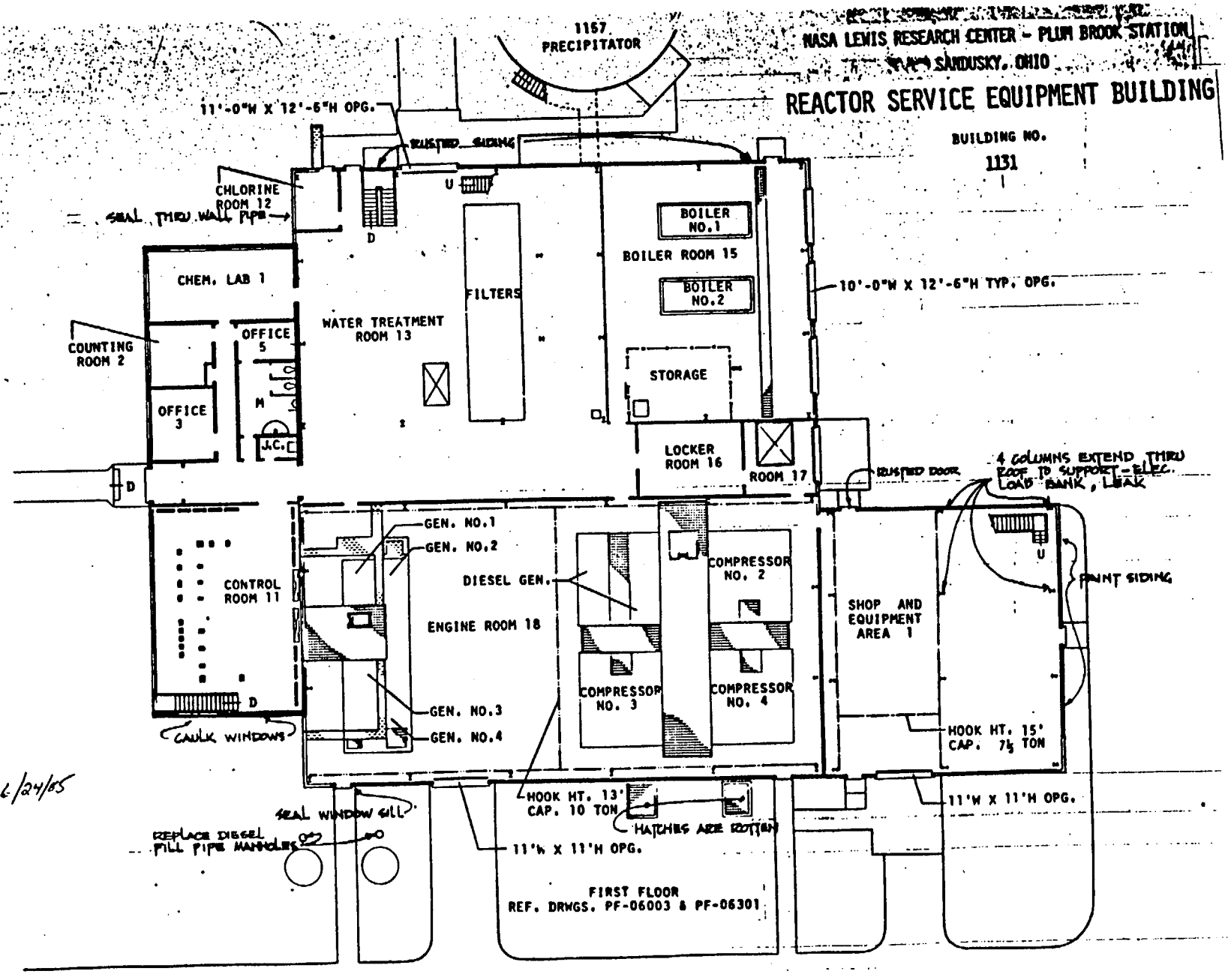
NASA LEWIS RESEARCH CENTER - PLUM BROOK STATION
SANDUSKY, OHIO
REACTOR SERVICE EQUIPMENT BUILDING
BUILDING NO.
1131
1157
PRECIPITATOR
11'-0"W X 12'-6"H OPG.
RUSTED SIDING
CHLORINE ROOM 12
SEAL THRU WALL PIPE
CHEM. LAB 1
COUNTING ROOM 2
OFFICE 3
OFFICE 5
WATER TREATMENT ROOM 13
FILTERS
BOILER NO.1
BOILER ROOM 15
BOILER NO.2
STORAGE
10'-0"W X 12'-6"H TYP. OPG.
LOCKER ROOM 16
ROOM 17
RUSTED DOOR
4 COLUMNS EXTEND THRU ROOF TO SUPPORT - ELEC. LOAD BANK, LEAK
CONTROL ROOM 11
GEN. NO.1
GEN. NO.2
DIESEL GEN.
ENGINE ROOM 18
GEN. NO.3
GEN. NO.4
COMPRESSOR NO. 2
COMPRESSOR NO. 3
COMPRESSOR NO. 4
SHOP AND EQUIPMENT AREA 1
PAINT SIDING
HOOK HT. 15' CAP. 7½ TON
CAULK WINDOWS
6/24/05
SEAL WINDOW SILL
REPLACE DIESEL FILL PIPE MANHOLES
HOOK HT. 13' CAP. 10 TON
HATCHES ARE ROTTEN
11'W X 11'H OPG.
11'W X 11'H OPG.
FIRST FLOOR
REF. DRWGS. PF-06003 & PF-06301

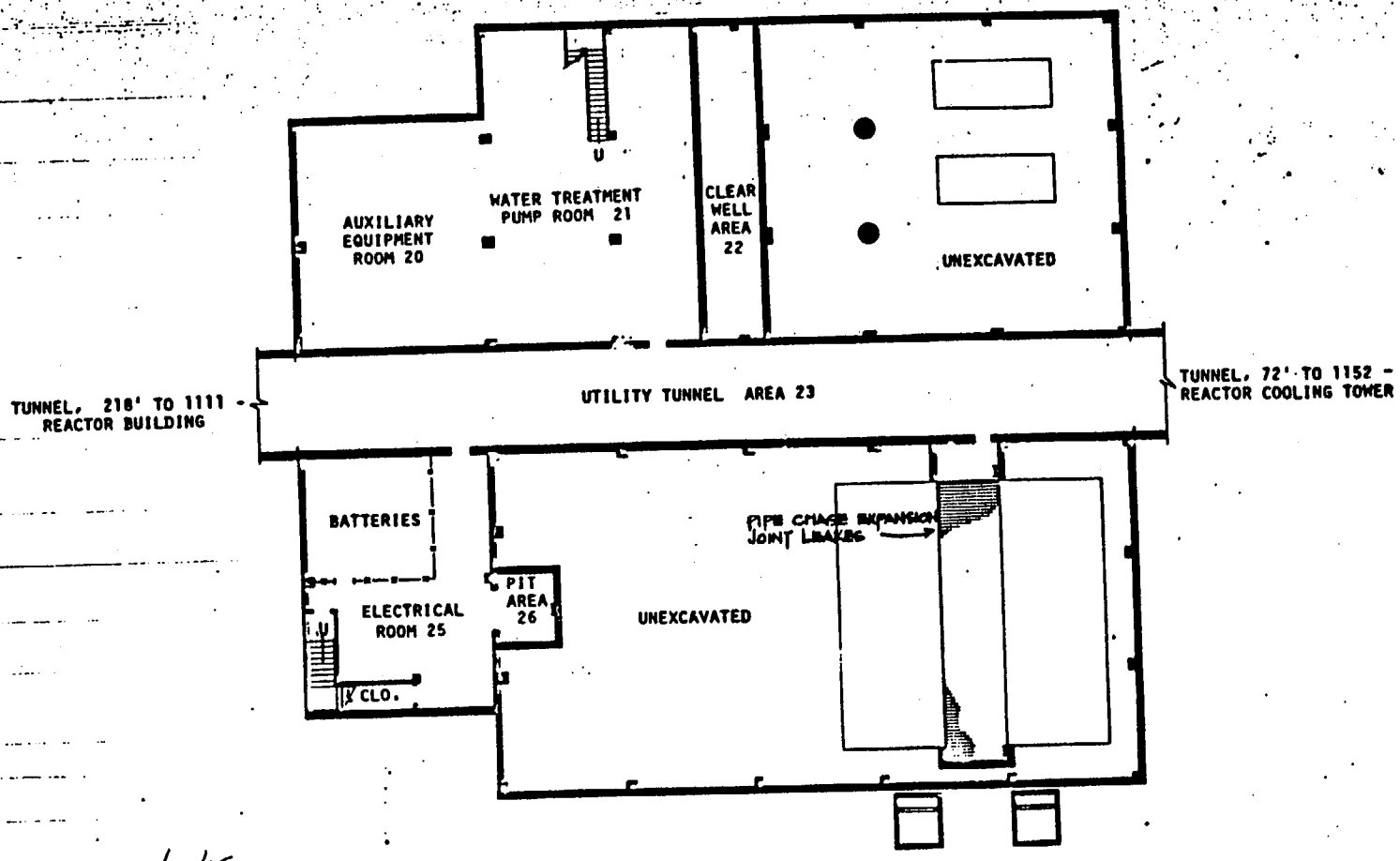

6/24/85

BASEMENT AND FOUNDATION FLOOR

REF. DRWG. PF-06002

NASA LEWIS RESEARCH CENTER - PLUM BROOK STATION
SANDUSKY, OHIO

REACTOR SERVICE EQUIPMENT BUILDING

BUILDING NO.
1131

PLUMBROOK REACTOR - MAINTENANCE ESTIMATE DETAIL

BUILDING Service Equipment BLD'G NO. 1131 DATE 8-14-85

ITEMS NEEDING IMMEDIATE ATTENTION

TASK	$	PRIORITY	1986	1987	1988	89
~~Repair glazing putty~~ Clean & install sunshade	~~1 DAY~~ 5 days	3			~~224~~ 1800	
Replace rusted siding 160 sq ft	$25/□	1	4000			
Remove engine mufflers		1	3000			
Remove roof-mounted lights		1	720			
Replace weep sheets 432 ft	4/FT	1	1728			
Seal window sill S.W. corner		1	25			
Replace expansion joint in pipe under generators	1 DAY	2		200		
Seal roof flashing	1 DAY	1	224			
Replace valve manifolds, diesel tanks (mech)		3			300	
Tar dress roof 17,668 sq ft	62.50/□	1	11,042			
SEPARATE INTAKE & EXHAUST ON UNIT HEATER & INSULATE		2		200		
INSTALL VENTILATING SYSTEM W/ HUMIDISTAT CONTROL		2		2000		
UNIT HEATER - MINOR REPAIRS			100	100	100	100
TOTALS			20,739	2500	624	100

NOTES: (PRESENT CONDITION; CORRECTION NEEDED; LIFE OF CORRECTIONS

1. See Site Work.
2. Replace rusted siding; see #1111 for method of repair.
3. Expansion joint in pipe tunnel under diesel generators needs to be repaired.
4. Replace door to evaporator tank (second floor).
5. Diesel engine mufflers on the roof are rusted and in danger of falling; remove.
6. Repair roof, weep sheets.
7. Remove roof mounted lights; they are falling and tearing the roof.

ROUTINE MAINTENANCE ITEMS

TASK	$	YR. CYCLE	1990	1995	2000	2005	2010	2015	2020	2025	2030	2035	2040	2045	2050	2055	2060	2065	2070	2073
Waterproof concrete wall 1976 sq ft		25 yrs.		2312					2312					2312					2312	
Paint steel siding 11,484 sq ft	1.68/□	25 yrs.		7810					7810					7810					7810	
Replace 2nd floor door to tank		35 yrs.		350							350							350		
Replace door to Rm 1		35 yrs.		350							350							350		
Reseal Roof 17,668 sq ft	62.50/□	20 yrs.				11042				11042				11042				11042		
Reroof	450/□	20 yrs.		79506				79506				79506				79506				79506
Reputty windows	100/Window	20 yrs.				2600				2600				2600				2600		
REPLACE UNIT HEATER (1)		10		1500		1500		1500		1500		1500		1500		1500		1500		1500
UNIT HEATER - MINOR MAINTENANCE	100/YR	1	500	400	500	400	500	400	500	400	500	400	500	400	500	400	500	400	500	400
REPLACE VENTILATION SYSTEM		20				2000				2000				2000				2000		
~~CHECK BATTERIES~~ → Pickup on Gatehouse Surveillance Cart	~~30/HR~~	WEEKLY	~~7800~~	~~7800~~	~~7800~~	~~7800~~	~~7800~~	~~7800~~	~~7800~~	~~7800~~	~~7800~~	~~7800~~	~~7800~~	~~7800~~	~~7800~~	~~7800~~	~~7800~~	~~7800~~	~~7800~~	~~7800~~
TOTALS			8300	100028	8300	25342	8300	89206	18422	25342	9000	89206	8300	35464	8300	89206	8300	36164	18422	89206

NASA ----PLUMBROOK STATION REACTOR FACILITY

1132 Fan House

This building requires a few minor repairs to maintain its' serviceability.

Humidity must be controlled by adding ventilation.

The boiler stack must be capped to prevent rain water from entering boilers, if they haven't already been ruined.

The main fan stack must have a ventilating cap installed to prevent rain water from entering. The concrete foundation on the stack must be repaired from the damage caused by rain water to date.

8/5/85 See report of 6/24/85 for Fan House Stack Evaluation — DP

REACTOR FAN EXHAUST STACK, CONCRETE BASE

The concrete base of the reactor fan exhaust stack exterior is showing deterioration up to a point about 3' - 0" above the base. The interior however, appeared to have little or no deterioration. This deterioration was probably caused by the accumulation of water inside the base.

Our recommendation to rectify the problem is to remove the sections of deteriorating concrete, sandblast exposed reinforcing bars, replace with fast setting cement mix; seal and waterproof the entire concrete exterior of the base with a masonry coating/waterproofing.

The above recommended repairs would be accomplished by removing the sections of deteriorated concrete on every other surface (base being an octagon) with 7 days between repairs so not to greatly affect the structural integrity of the base. The deteriorated areas will then be jackhammered, chipped and sandblasted back to a sound surface, taking care not to damage reinforcing bars. Sandblast any exposed reinforcing bars. The entire area including reinforcing rods should be brush coated with a batter consistency of "Thorite" by Thoro System Products or equal and then applied in a mortar consistency in successive layers, not exceeding 1 inch in thickness till it matches the existing surfaces.

Upon completion of the entire base, the entire base should be coated with cement-base waterproof coating such as "Thoro Seal" by Thoro System Products or equal.

Our estimated cost for the above recommended repairs is as follows:

Materials	$ 620.00
Labor and Equipment	$1,075.00
Total	$1,695.00

This cost estimate may be low. It could be as high as $3000 if workers have to come & go many times. Includes Rad. Clearance prior to start of work. Rad clearance would be done by in-house staff.

6-24-85

NASA ----PLUMBROOK STATION REACTOR FACILITY

1133 Waste Handling

This building is in good condition and requires only continued maintenance.

The roof had been sealed with urethane foam. I plugged the roof and found no moisture in the original insulation.

8/5/65

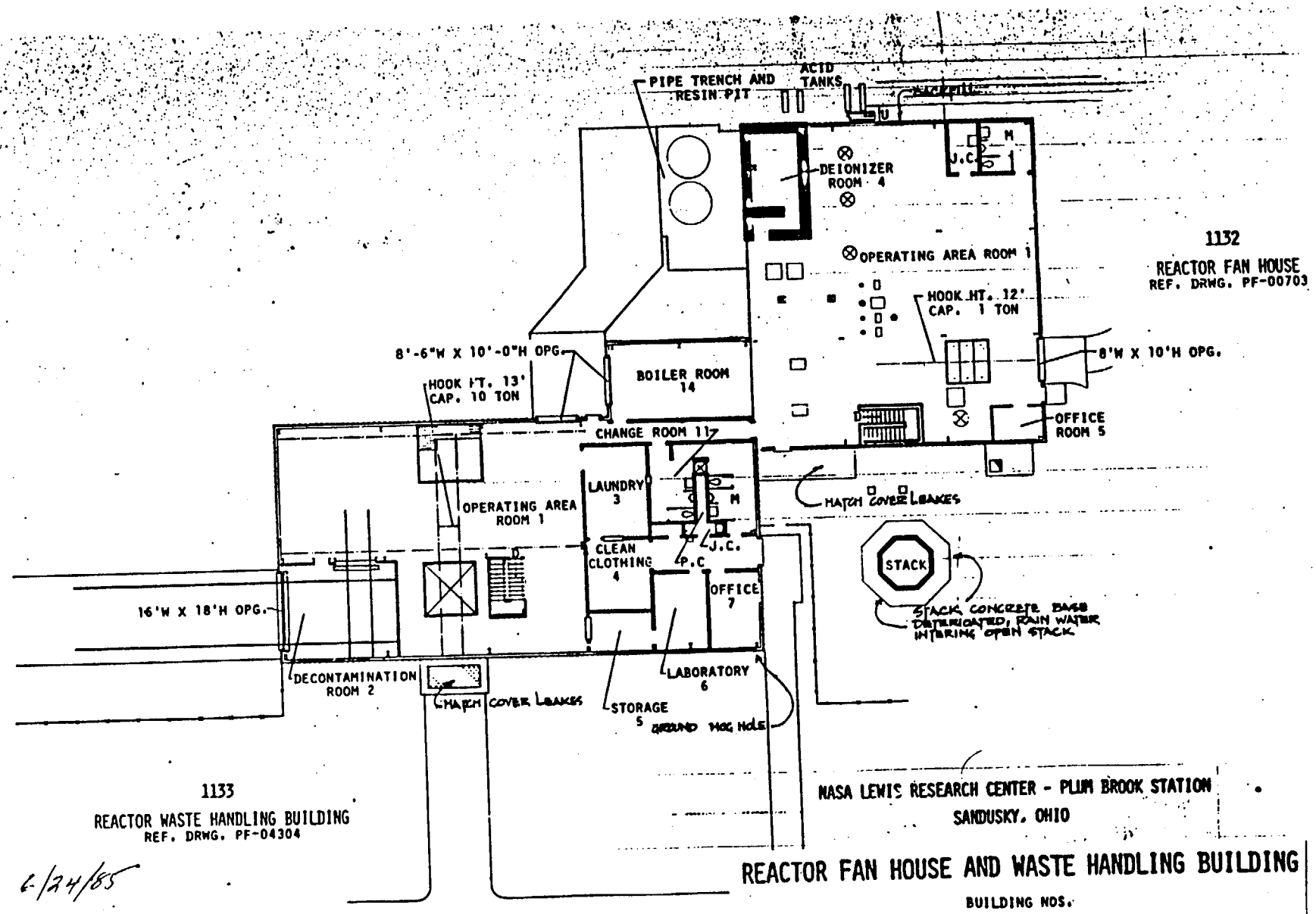
PIPE TRENCH AND RESIN PIT
ACID TANKS
DEIONIZER ROOM 4
J.C.
M
OPERATING AREA ROOM 1
HOOK HT. 12' CAP. 1 TON
1132
REACTOR FAN HOUSE
REF. DRWG. PF-00703
8'-6"W X 10'-0"H OPG.
HOOK HT. 13' CAP. 10 TON
BOILER ROOM 14
8'W X 10'H OPG.
OFFICE ROOM 5
CHANGE ROOM 11
LAUNDRY 3
OPERATING AREA ROOM 1
HATCH COVER LEAKES
CLEAN CLOTHING 4
J.C.
P.C
STACK
OFFICE 7
16'W X 18'H OPG.
STACK CONCRETE BASE DETERIORATED, RAIN WATER INTERING OPEN STACK
DECONTAMINATION ROOM 2
HATCH COVER LEAKES
STORAGE 5
LABORATORY 6
GROUND HOG HOLE
1133
REACTOR WASTE HANDLING BUILDING
REF. DRWG. PF-04304
NASA LEWIS RESEARCH CENTER - PLUM BROOK STATION
SANDUSKY, OHIO
REACTOR FAN HOUSE AND WASTE HANDLING BUILDING
BUILDING NOS.
1132 & 1133
FIRST FLOOR

6/24/85

NASA LEWIS RESEARCH CENTER - PLUM BROOK STATION
SANDUSKY, OHIO

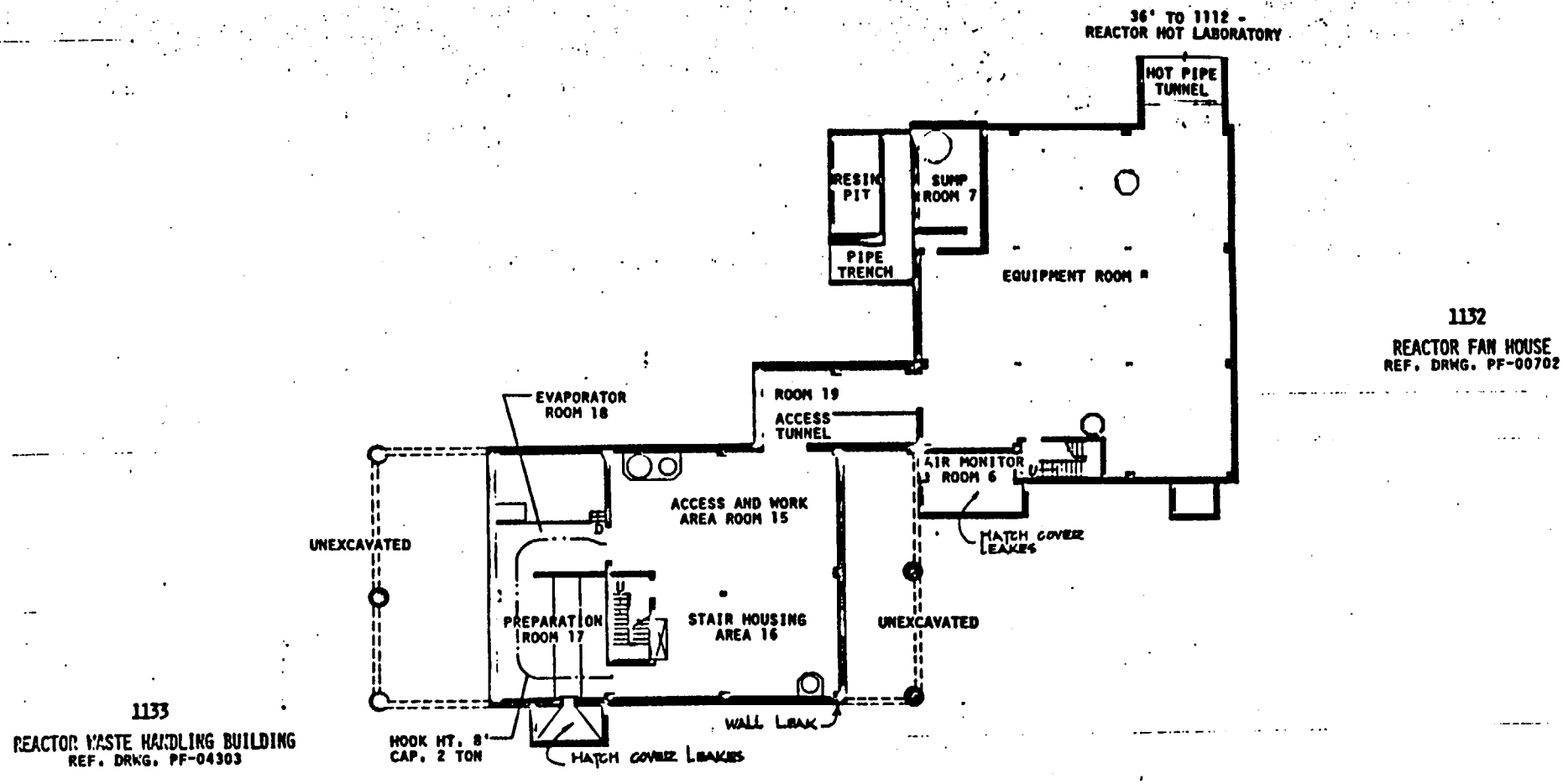

6/24/65

REACTOR FAN HOUSE AND WASTE HANDLING BUILDING

BASEMENT

BUILDING NOS.
1132 & 1133

PLUMBROOK REACTOR - MAINTENANCE ESTIMATE DETAIL

BUILDING Fan House BLD'G NO. 1132 DATE 8-14-85

ITEMS NEEDING IMMEDIATE ATTENTION

TASK	$	PRIORITY	1986	1987	1988	
Repair concrete (caulk 100' of crack)	2.30/FT	2		230		
Reroof hatch over Rm 6	450/EA	2		450		
Repair leak in foundation		1	200			
SEPARATE UNIT HEATER: INTAKE & EXHAUST & INSUL.		3			200	
INSTALL CAP ON PACKAGE BOILER FLUE & OPEN BOILER DRAIN		1	600			
~~INSTALL GAS TIGHT COVER ON SUMP PUMP & VENT OUTSIDE~~		1	~~8500~~			
INSTALL RAIN CAP ON VENTILATING STACK		1	4000			
INSTALL VENTILATION SYSTEM W/ HUMIDSTAT CONTROL		2		2000		
UNIT HEATER - MINOR REPAIR			100	100	100	100
~~INSTALL GAS TIGHT COVER ON SUMP PUMPS & WELLS~~		1	~~8500~~			
PAINT STACK & CONNECTING DUCTWORK (TOUCH-UP)		2		4000		
REPAIR CONCRETE FOUNDATION ON STACK		1	~~1695~~ 1100			
TOTALS			13595	6780	300	100

NOTES: (PRESENT CONDITION, CORRECTION NEEDED, LIFE OF CORRECTIONS

1. Backfill small animal holes; exterminate animals and kill vegetation around building; see Site Work.
2. Rain water has entered the Fan House stack. It is up to the level of two pipes from the building. These pipes have been acting as overflow drains (check for damage within these pipes). Because this structure has been sealed, the freezing and thawing of the contained water has damaged the concrete foundation. A rain cap is needed to prevent a reoccurrence.
3. Rain water entering the boiler may have already caused damage.

I don't [illegible] have an HVS problem here. It is coming in via the [illegible] from the Reactor Bldg - 25 area

ROUTINE MAINTENANCE ITEMS

TASK	$	YR. CYCLE	1990	1995	2000	2005	2010	2015	2020	2025	2030	2035	2040	2045	2050	2055	2060	2065	2070	2073
Paint exterior walls - metal (2883 sq. ft)	68/EA	25 yrs.		1960					1960					1960					1960	
Waterproof concrete walls (516 sq. ft.)		25 yrs.	600					600					600					600		
Reseal roof (4101 sq. ft.)	62.50/EA	20 yrs.		2563				2563				2563				2563				2563
Reroof hatch in Rm 6		20 yrs.				450				450				450				450		
Reroof (4101 EA)	450/EA	20 yrs.				18455				18455				18455				18455		
Replace UNIT HEATER		10		1500		1500		1500		1500		1500		1500		1500		1500		1500
UNIT HEATER - MINOR REPAIR	100/YR	1	500	400	500	400	500	400	500	400	500	400	500	400	500	400	500	400	500	400
Replace SUMP PUMPS (DUPLEX)		15	3000			3000			3000			3000			3000			3000		
Replace VENTILATION SYSTEM		20				2000				2000				2000				2000		
Replace ENTIRE SUMP & PUMPS		40				8000								8000						
PAINT STACK & CONNECTING DUCTWORK		40			10000								10000							
TOTALS			4100	6423	10500	33805	500	5063	5460	22805	500	7463	11100	32765	3500	4463	500	26405	2460	4463

PLUMBROOK REACTOR - MAINTENANCE ESTIMATE DETAIL

BUILDING Waste Handling BLD'G NO. 1133 DATE 8-14-85

ITEMS NEEDING IMMEDIATE ATTENTION

TASK	$	1986	1987	1988	89
SEPARATE UNIT HEATER INTAKE & EXHAUST & INSUL		200			
UNIT HEATER - MINOR REPAIR		100	100	100	100
TOTALS		300	100	100	100

NOTES: (PRESENT CONDITION; CORRECTION NEEDED; LIFE OF CORRECTIONS

1. See Site Work.
2. Aluminum hatch cover over the chute to Room #1 leaks a small amount of rain; no repair required.

ROUTINE MAINTENANCE ITEMS

TASK	$	YR. CYCLE	1990	1995	2000	2005	2010	2015	2020	2025	2030	2035	2040	2045	2050	2055	2060	2065	2070	2075
Paint exterior walls (5620 sq. ft.)	.68/□	25 yrs.		3821					3821					3821					3821	
Reseal roof (4127 sq. ft.)	62.50/□	20 yrs.		2580				2580				2580				2580				2580
Reroof		20 yrs.				18,571				18,571				18,571				18,571		
Replace Unit Heater		10		1500		1500		1500		1500		1500		1500		1500		1500		1500
Unit Heater - Minor Repair	100/yr	1	500	400	500	400	500	400	500	400	500	400	500	400	500	400	500	400	500	400
Replace Sump Pumps - [illegible]		15	300						300			300					300			300
Replace Sump and Pumps - [illegible]		40				800								800						
TOTALS			500	8301	500	20471	500	4480	4321	20471	500	4480	500	24292	500	4480	500	20471	4321	4480

NASA ----PLUMBROOK STATION REACTOR FACILITY

1134 Primary Pump House

The roof is in very bad condition and has been for some time. The continued roof leaks have caused a great deal of rusting; particularly the entombed areas. Equipment hangers have rusted and fallen off the ceiling. The concrete landings supporting the pumps have begun to spall. To prevent the pumps from falling, I suggest carrying the load with wood cribbing.

The roof structure has cracked between access holes at (4) four locations. It is believed these are from expansion and contraction and the roof is in no danger of collapsing.

Several ideas were considered to help dry out the entombed areas. I have decided to forget about ventilating the interior spaces and install a neoprene roofing, using ballast to hold the roof in place. (The concrete is too damp to permit adhesion of any roof material), and to install roofing vents to allow the concrete to dry and the roof to breathe.

8/5/65

PUMP HOUSE ROOF CRACKS

The reactor primary pump house roof slab is visably cracked on the under side in the areas between holes No. 1 and No. 4, between holes No. 2 and No. 5 and between holes No. 3 and No. 6. It is our opinion after having gone thru the construction drawings that these cracks are affecting the structural integrity of the roof slab. This is a problem which, because of the nature of the area it encloses, and the depth and weight of the roof slab, there is virtually no means of correcting, other than a purely cosmetic approach.

Bill Tracht re-inspected these areas on site Early & Early, August 1985 with his structural Engineer. He stated that the cracks were due to improper design or construction caused by stress. Apparently the rebar between the two metal latch frames was not welded to the frames. He also stated that they are not in danger of falling. Heavy timber shoring could be used if in doubt.

8/5/85

6/24/85

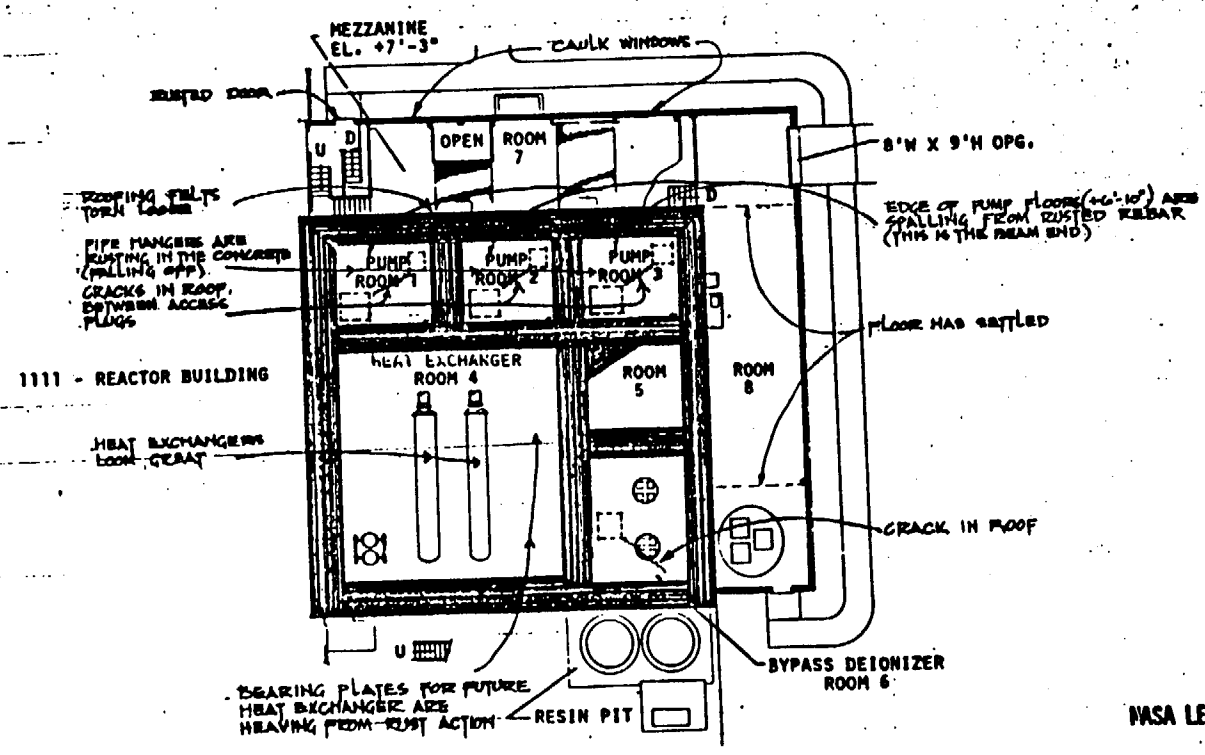

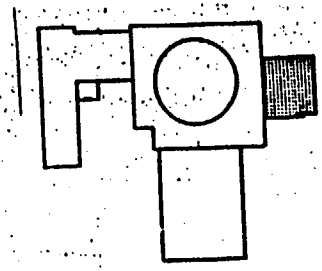

KEY PLAN

NOTES:

1. ROOMS 1,2,3,4,5 & 6, ARE COMPLETELY SATURATED WITH RAIN WATER.
2. EQUIPMENT HANGER ARE RUSTING AWAY (FALLING) FROM THE CEILING & WALLS.
3. THESE ROOMS MUST BE DRIED OUT. THEY SHOULD HAVE PERMANENT VENTILATION, WE CANNOT ALLOW THE EQUIPMENT TO FALL.
4. ROOF ACCESS HATCHES TO ROMS 1,2,3,4,5 & 6 MUST BE SANDBLASTED, CLEANED, PAINTED & PROPERLY INSTALLED TO PREVENT MATING OF STEEL BEARING PLATES.

6/24/65

NASA LEWIS RESEARCH CENTER - PLUM BROOK STATION
SANDUSKY, OHIO

REACTOR PRIMARY PUMP HOUSE

BUILDING NO.
1134

REF. DRWG. PF-00452

PLUMBROOK REACTOR - MAINTENANCE ESTIMATE DETAIL

BUILDING Primary Pump House BLD'G NO. 1134 DATE 8-14-85

ITEMS NEEDING IMMEDIATE ATTENTION

TASK	$	PRIORITY	1986	1987	1988	
Replace roof (5543 sq. ft.)	6.75/□	1	37,500			
Glaze windows (1008 feet)		2		1764		
Separate Unit Heater intake & exhaust & insul		2		200		
Unit Heater - Minor Repairs			100	100	100	100
Roof cracks in structural concrete						
TOTALS			37,600	2064	100	100

NOTES: (PRESENT CONDITION; CORRECTION NEEDED; LIFE OF CORRECTIONS

1. See Site Work.
2. Roof is torn; replace immediately.
3. Floor, East of Pump Rooms has settled due to poor compaction. No maintenance required.
4. Rooms 1, 2, 3, 4, 5, and 6 are very damp: water droplets on the ceiling, saturated walls, and water laying on the floors. Since these rooms are all slab on grade (Elevation: 0'-00") the water has to be entering through the roof. Even the pump landings (elevation +6'-10") are wet.
5. These rooms must be dried out to prevent further rapid deterioration. Because Rms. 1 thru 6 are sealed, it is impossible to ventilate these areas; therefore the only alternative is to install roof membrane vents to remove moisture.
6. Equipment hanger supports are rusting in the concrete ceilings; some have already fallen off. The edge of the concrete landing (Elevation 6'-10") in rooms 1, 2 & 3 are spalling, due to the rusted rebar.
7. Rooms 1, 2, 3 and 6 have expansion cracks in the roof (between access plugs).
8. The access plugs, steel liner and steel bearing plates must be sandblasted, painted and reinstalled properly with roofing felt or neoprene gaskets to prevent mating of the steel which would prevent removal of the plugs in the future.
9. The structural concrete roof has started to crack in four places and is in critical condition (See engineer's notes).

ROUTINE MAINTENANCE ITEMS

TASK	$	YR. CYCLE	1990	1995	2000	2005	2010	2015	2020	2025	2030	2035	2040	2045	2050	2055	2060	2065	2070	2075
Waterproof concrete (4493 sq. ft.)	1.17/□	25 yrs.		5256					5256					5256					5256	
Replace window glazing putty	1.75/FT	20 yrs.				1764				1764				1764				1764		
Replace walk door		35 yrs.		350							350							350		
Replace roof (5543 sq. ft.)	3.75/□	20 yrs.				37500				37500				37500				37500		
Reseal roof	62.50/□	20 yrs.		3465				3465				3465				3465				3465
Replace Unit Heaters		10		1500		1500		1500		1500		1500		1500		1500		1500		1500
Unit Heat - Minor Repair	100/YR	1	500	400	500	400	500	400	500	400	500	400	500	400	500	400	500	400	500	400
TOTALS			500	10971	500	41164	500	5365	5756	41164	850	5365	500	46420	500	5365	500	41514	5756	5365

NASA ----PLUMBROOK STATION REACTOR FACILITY

1135 Compressor Building

Replace gutters and downspouts to prevent rain water from getting behind the siding.

8/5/65

NASA ----PLUMBROOK STATION REACTOR FACILITY

1136 Compressor Building

Raise or replace downspouts as needed. The grade is higher than the downspout outlets, causing ice to back up and split the downspouts.

8/5/65

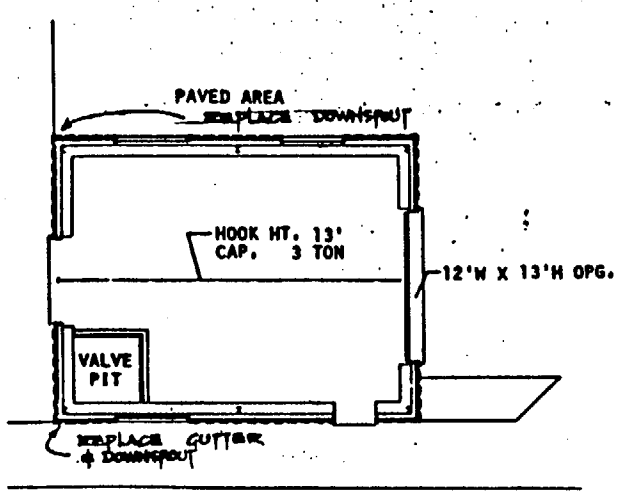

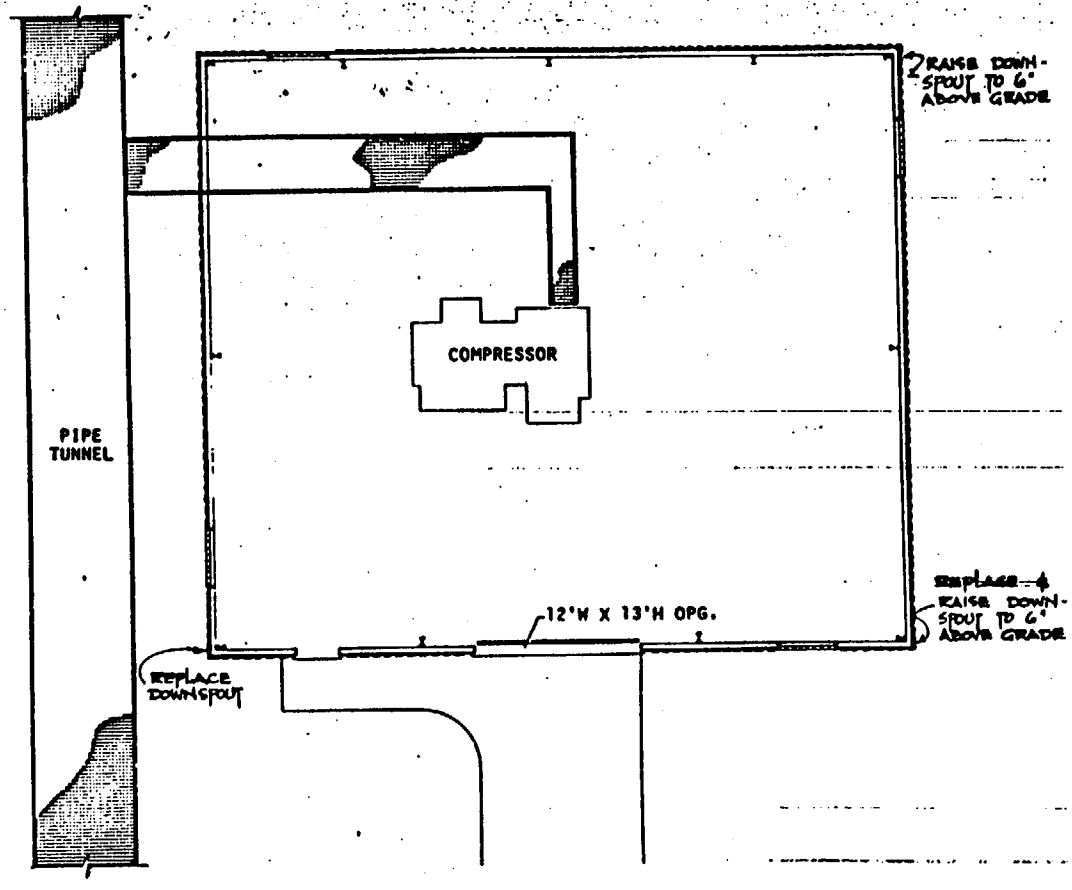

6/24/85

1135
REACTOR COMPRESSOR BUILDING (A)
REF. RWG. PF-SK-670908

NASA LEWIS RESEARCH CENTER - PLUM BROOK STATION
SANDUSKY, OHIO

REACTOR COMPRESSOR BUILDINGS (A) AND (B)

BUILDING NOS.
1135 & 1136

1136
REACTOR COMPRESSOR BUILDING (B)
REF. DRWG. PF-SK-670908A

PLUMBROOK REACTOR - MAINTENANCE ESTIMATE DETAIL

BUILDING Compressor BLD'G NO. 1135 DATE 8-14-85

ITEMS NEEDING IMMEDIATE ATTENTION

TASK	$	1986	1987	1988
Replace all downspouts and gutters	7.50/FT	825		
TOTALS		825		

NOTES: (PRESENT CONDITION, CORRECTION NEEDED, LIFE OF CORRECTIONS

1. See Site Work.
2. ~~Sulfur dioxide~~ Mist vapor Sulfuric acid in the air has caused the downspout and gutter adjacent to the Reactor Building to rust away. This requires replacement. The Reactor Building Sump Pumps drain to the catch basins in the yard on the North and East sides of the Reactor Building. This is causing all ferrious metals adjacent to deteriorate.

ROUTINE MAINTENANCE ITEMS

TASK	$	YR. CYCLE	1990	1995	2000	2005	2010	2015	2020	2025	2030	2035	2040	2045	2050	2055	2060	2065	2070	2073
Paint steel siding (1354.6 sq. ft.)	.68/□	25 yrs.		921					921					921					921	
Replace gutters and downspouts	6/FT.	25 yrs.					825					825					825			
PAINT METAL ROOF 550 □	.68/□	20																		
USE MIN. - 2 MEN - 1 DAY @ 30/HR + $50 MAT'L				530				530				530				530				
TOTALS				1451			825	530	921			1355		921		530	825		921	

PLUMBROOK REACTOR - MAINTENANCE ESTIMATE DETAIL

BUILDING Compressor BLD'G NO. 1186 DATE 8-14-85

ITEMS NEEDING IMMEDIATE ATTENTION

TASK	#	1986	1987	1988
Replace SW and SE downspouts		160		
Raise eastern downspouts		25		
TOTALS		185		

NOTES: (PRESENT CONDITION, CORRECTION NEEDED, LIFE OF CORRECTIONS

1. See Site Work.
2. The downspouts on the East side are too low and are filled with dirt; consequently the downspouts have split due to ice build up.

ROUTINE MAINTENANCE ITEMS

TASK	#	YR. CYCLE	1990	1995	2000	2005	2010	2015	2020	2025	2030	2035	2040	2045	2050	2055	2060	2065	2070	2075
Paint exterior walls - steel (3201 sq. ft.)	.68/#	25 yrs.		2176					2176					2176					2176	
Replace gutters and downspouts		30 yrs.			900						900						900			
PAINT METAL ROOF (2350 #)	.68/#	20		1600				1600				1600				1600				
TOTALS				3776	900			1600	2176		900	1600		2176		1600	900		2176	

NASA ----PLUMBROOK STATION REACTOR FACILITY

1141 Reactor Lab and Office

This roof was sealed with urethane foam in ~~1989~~ 1982; however the wet insulation was not removed. Therefore, the moisture must work through the concrete roof structure, which is deteriorating the concrete; moreover, calcium stalactites are forming on the ceilings.

The foundation under the front entrance is leaking. The leak should not be a problem; however, the groundhogs must be eliminated at the front entry as they are contributing to the leak.

After the building has been caulked and sealed (normal maintenance) it will be in good condition.

8/5/65

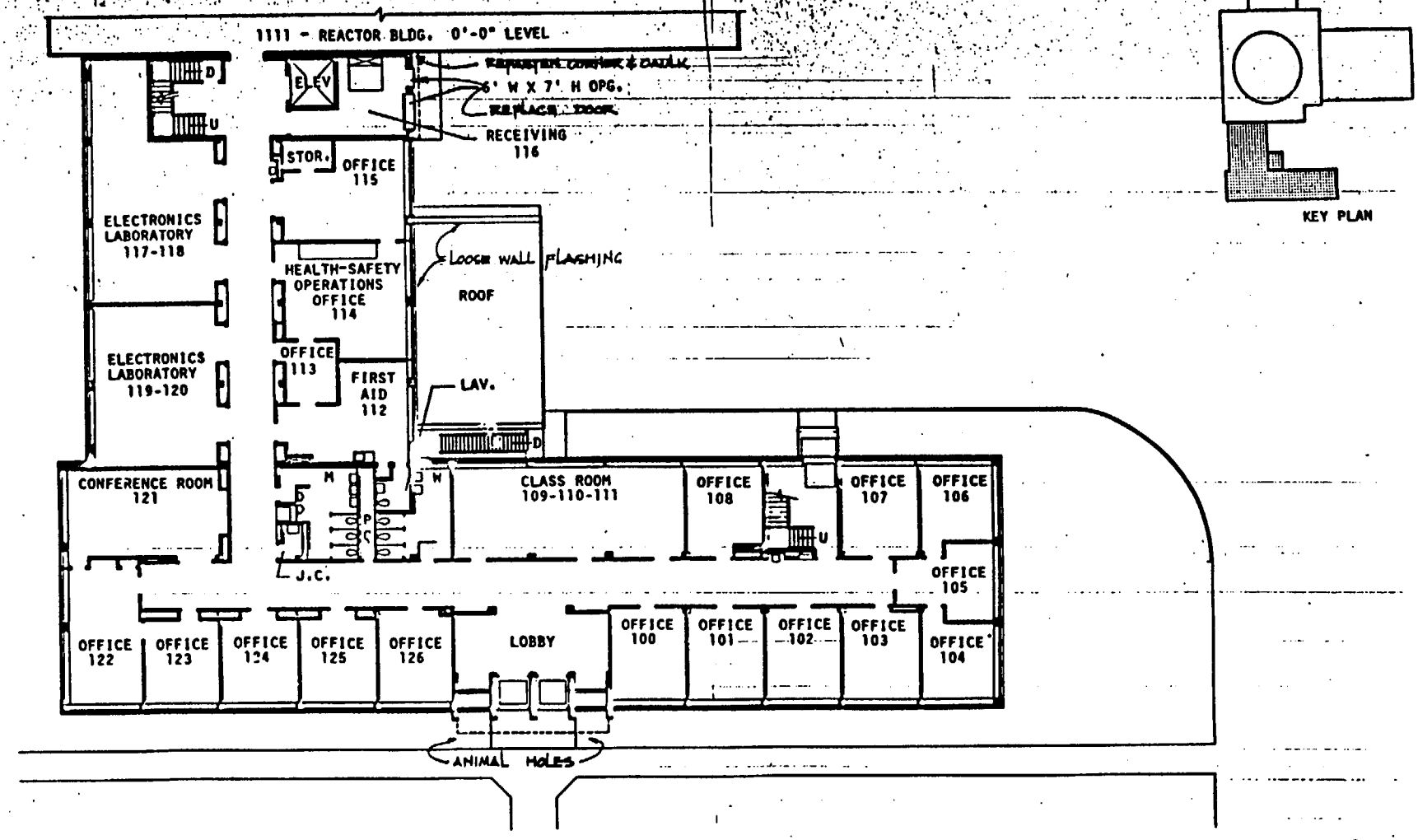

6/24/65

NASA LEWIS RESEARCH CENTER - PLUM BROOK STATION
SANDUSKY, OHIO

FIRST FLOOR

REF. DRWG. PF-00604

REACTOR OFFICE AND LABORATORY

BUILDING NO.
1141

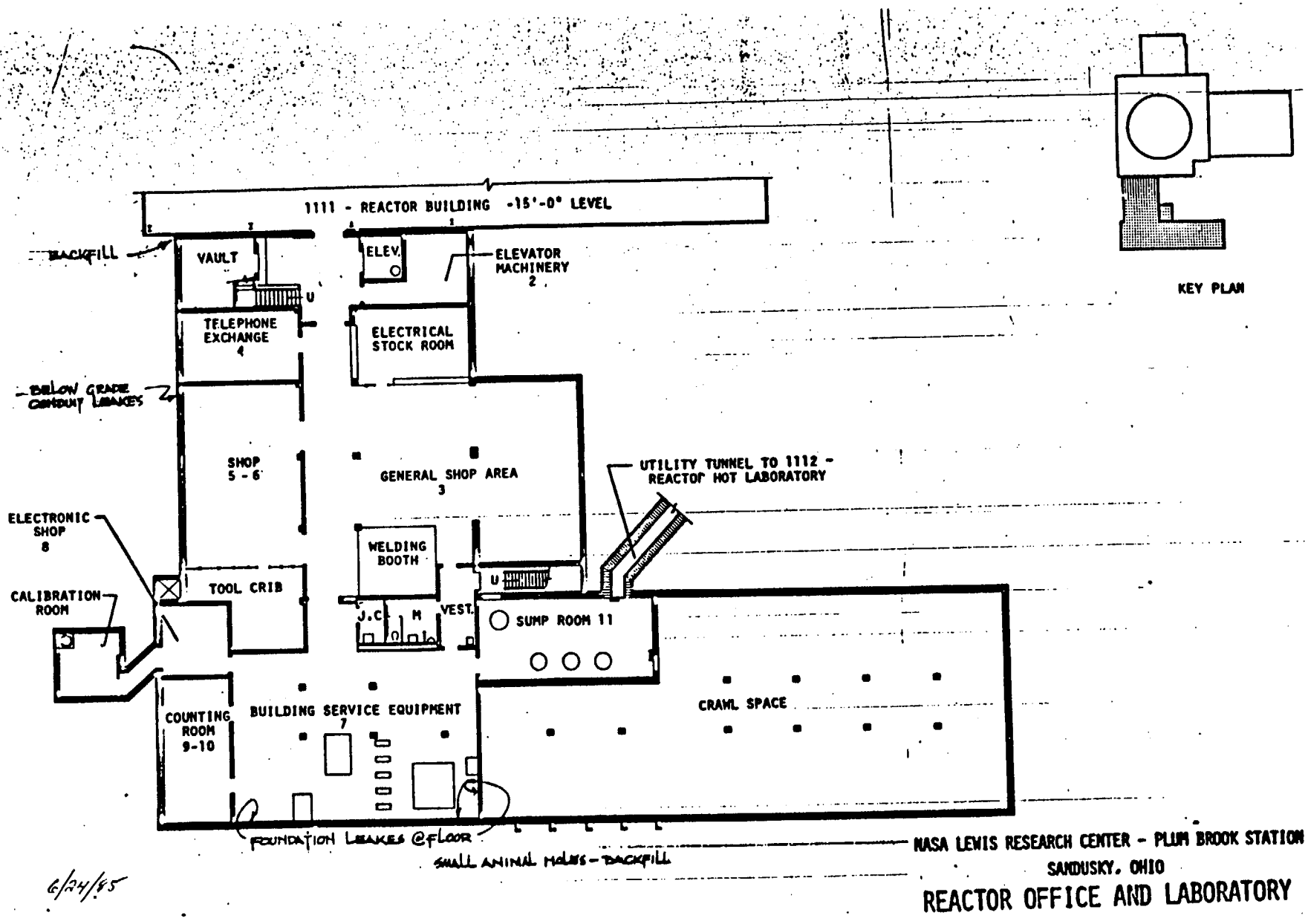

6/24/85

NASA LEWIS RESEARCH CENTER - PLUM BROOK STATION
SANDUSKY, OHIO

REACTOR OFFICE AND LABORATORY

BASEMENT
REF. DRWG. PF-00603

BUILDING NO.
1141

PLUMBROOK REACTOR - MAINTENANCE ESTIMATE DETAIL

BUILDING Reactor Office & Lab BLD'G NO. 1141 DATE 8-14-85

ITEMS NEEDING IMMEDIATE ATTENTION

TASK	$	PRIORITY	1986	1987	1988	1989
Replace window in Rm #106		1	75			
Secure fascia	1 DAY	1	224			
Remove and Replace Roof 3204 ~~12817~~ sq. ft	450/□	1	57,676	14419 + 540		
Caulk brick expansion 275 ft.	2.18/FT	2		600		
Clean footer tile on west wall	1 DAY	3			640	
Repair basement access roof, wall flashing	1 DAY	1	224			
Caulk sandstone entrance 362 ft.	2.18/FT	1	790			
Caulk between brick and window sills 280 ft.	2.18/FT	2		610		
Separate unit heater intake and insulate		3			200	
Seal conduit in Rm #5 (excavate)		2		224		
Unit heater maintenance			100	100	100	100
Hot Pipe Tunnel, Waterproof 45° fittings on corrugated culvert pipe		2		1200		
TOTALS			59089	2734	940	100

NOTES: (PRESENT CONDITION, CORRECTION NEEDED, LIFE OF CORRECTIONS

1. See Site Work.
2. The existing foam roof was installed in 1983; however, no precautions were taken to remove the wet insulation. The water is trapped between the concrete structure and the finish room; therefore the wet insulation must be removed and the roof replaced.
3. The intake and exhaust ducts on the unit heater are too close, causing recirculation problems; plus the low operating temperatures are causing condensation problems. The solution: separate and insulate.

Roofing manufacturer testing will indicate removal of 25%

ROUTINE MAINTENANCE ITEMS

TASK	$	YR. CYCLE	1990	1995	2000	2005	2010	2015	2020	2025	2030	2035	2040	2045	2050	2055	2060	2065	2070	2075
Recaulk joints		20 yrs.			790				790				790				790			
Caulk brick around windows, expansion joints		20 yrs.				1210				1210				1210				1210		
Clean footer tile 576 ft.		20 yrs.					800				800				800				800	
Replace walk door in Rm 116		35 yrs.	350							350							350			
Replace unit heater		20 yrs.		1500				1500				1500				1500				1500
Replace roofs 12,817 sq. ft.	450/□	20 yrs.				57,676				57,676				57,676				57,676		
Reseal roofs 12,817 sq. ft.	62.50/□	20 yrs.		8010				8010				8010				8010				8010
Waterproof sandstone entrance	65/FT	40 yrs.			10,400								10,400							
Unit heater maintenance		1 yr.	800	400	500	500	500	400	500	500	500	400	500	500	500	400	500	500	500	400
Replace simplex pumps		15	3000						3000			3000					3000			3000
Replace simplex pumps		10				6000								6000						
TOTALS			850	8560	11690	59386	1300	8560	1290	59736	1300	8560	11690	59386	1300	8560	1640	59386	1300	8560

NASA ----PLUMBROOK STATION REACTOR FACILITY

1151 Double Water Tower

This structure is in excellent condition, requiring only paint touch up of rusted spots.

8/5/65

PLUMBROOK REACTOR - MAINTENANCE ESTIMATE DETAIL

BUILDING Double water tank BLD'G NO. 1151 DATE 8-14-85

ITEMS NEEDING IMMEDIATE ATTENTION

TASK	$	1986	1987	1988
Paint touch-up (3 MEN - 3 WK + 1500 MATL	30/HR	12,300		
TOTAL		12300		

NOTES: (PRESENT CONDITION, CORRECTION NEEDED, LIFE OF CORRECTIONS

The tanks are in excellent condition. The lower tank, bottom cat walks, the stem, legs and ladder need to be spot cleaned, primed and painted to preserve the water tower.

The foundation is in excellent condition.

ROUTINE MAINTENANCE ITEMS

TASK	$	YR. CYCLE	1990	1995	2000	2005	2010	2015	2020	2025	2030	2035	2040	2045	2050	2055	2060	2065	2070	2073
Paint water tower 22400 sq.ft.	1.22/#	25 yrs.			27,328					27,328					27,328					27,328
TOTALS					27328					27328					27328					27328

NASA ----PLUMBROOK STATION REACTOR FACILITY

1154 CRA

The CRA's have been full of water since shut down. The vinyl liners have torn and the South unit has a crack in the concrete bottom, which means the surrounding ground water table has to be pumped down to drain the unit.

The North beam pier has split from expansion and contraction and must be replaced. This should be completed before the roof is replaced.

The entire wood subfascia and the metal fascia needs to be replaced. Consideration should be given to installing a louvered fascia to ventilate the units at the roof line.

Most of the damage to the fascia was caused by mowers hitting them and tearing them loose; thus exposing the wood subfascia.

The built up roofs have ply separations and must be replaced.

The steel structure must be repainted.

Observation:

When the CRA roof goes it may be best to remove the roofs entirely, surround the facility by high (8') cyclone fencing, and maintain them as open lagoons. If they are considered by the State or Federal EPA to be a hazardous waste lagoon then a special permit may be required. This may still be better than re-roofing them.

Another alternative is to address their complete removal & cleanup when the roof goes. It does not appear they will be critical for future work @ PBRF.

8/5/85 See 6/24/85 Report for info on Support Beam Pier

COLD RETENTION BASIN SUPPORT BEAM PIER

The roof support beam pier in the south basin has split just outside the anchor bolts, which reduces the bearing area (load supporting capability) of the pier. This problem was probably caused by thermal expansion and contraction.

Our recommendation to rectify the problem is to remove the existing pier, replace it, modify the anchor bolt holes and provide a self-lubricating, low friction bearing surface for expansion.

To accomplish the above recommended repairs the roof and decking will have to be removed in an area large enough to allow access to the pier for workers and equipment. The support beam will need an elevation established on its top flange so it can be replaced at the same elevation. The support beam will then have to be raised up and blocked just high enough to clear the top of the pier. The concrete pier will then be removed, taking care not to damage the reinforcing bars, anchor bolts, the outside wall or footer. After removal of the pier, straighten or replace any damaged reinforcing bars. Sandblast any exposed reinforcing bars. Slot the existing anchor bolt holes in the support beam bearing plate equally on both sides of hole to a slot 1 1/2" lg. c/c. Replace the anchor bolts and add a 1/2 thk x 12" x 12" "Lubrite" plate (or equal) and 1" x 12" x 12" plate, both drilled for the given anchor bolt location; to form a sandwich with the bearing plate. Replace the concrete pier to its original dimensions and elevation less 1 1/2".

Reset the existing support beam to its starting elevation and grout the void area between the sandwich under the bearing plate and the top of the concrete pier, with a non-shrink grout, tighten anchor bolts to 30 PSI and replace section of roof removed.

Our estimated cost for the above recommended repairs is as follows:

Materials	$ 600.00
Labor and Equipment	$2,400.00
Total	$3,000.00

6/24/85

PLUMBROOK REACTOR - MAINTENANCE ESTIMATE DETAIL

BUILDING CRA BLD'G NO. 1154 DATE 8-14-85

ITEMS NEEDING IMMEDIATE ATTENTION

TASK		$	PRIORITY	1986	1987	1988
Replace roof	(17,547 sq.ft)	400/□	1	70,200		
Replace metal fascia	(752 ft.)	5/FT	1	3760		
Replace wood blocking under fascia	(752 ft.)	3/FT	1	2256		
REPAIR SPLIT NORTH BEAM PIER IN SOUTH UNIT			1	3000		
PAINT ACCESS COVERS & FRAMES	(2 MAN DAYS @ 20 + 50 M		2		500	
TOTALS				79216	500	

NOTES: (PRESENT CONDITION, CORRECTION NEEDED, LIFE OF CORRECTIONS

1. I have been unable to enter the CRA because of water.
2. The roof needs replacement.
3. The metal fascia needs to be replaced where the mower has torn the fascia. The wood blocking under the fascia must be replaced.
4. A ventilating-type fascia would solve the condensation problem and prolong the life of the metal deck and steel bar joist.
5. The concrete bottom has cracked on the South unit; no maintenance is required if the containers are to be filled with water to prevent floating.
6. Both vinyl liners are torn; no maintenance required.
7. The North roof beam concrete pier in the South unit has split and must be replaced. (See Engineer's notes.)

ROUTINE MAINTENANCE ITEMS

TASK		$	YR. CYCLE	1990	1995	2000	2005	2010	2015	2020	2025	2030	2035	2040	2045	2050	2055	2060	2065	2070	2073
Replace roofing	17,547 sq.ft	400/□	20 yrs.				70,200				70,200				70,200				70,200		
Reseal roof	17,547 sq.ft.	62.50/□	20 yrs.		10,967				10,967				10,967				10,967				10,967
Replace metal fascia & wood blocking	752 ft.	8/FT	20 yrs.				6016				6016				6016				6016		
REPLACE METAL DECK	17547 FT	150/□	40				26320								26320						
PAINT BEAMS & JOISTS			40				14400								14400						
PAINT ACCESS COVERS & FRAMES	(2 MAN-DAY @ 20 + 50 MAT		20				500				500				500				500		
TOTALS					10967		117436		10967		76716		10,967		117436		10967		76716		10967

NASA ----PLUMBROOK STATION REACTOR FACILITY

1155 HRA

The concrete pipe chase must be waterproofed to keep the overhead piping from rusting any further and to keep the pipe hangers from rusting away.

The pipe chase should be ventilated to reduce the humidity and therefore slow down decay.

The retention tank area, concrete structure, has been seeping ground water to a level approximately (3'-0") three feet above floor level. The foundation could be re-waterproofed and the interior steel cleaned and painted; however, the underside of the floor pans and the bottoms of the tanks, which set in sand can never be cleaned.

Oxidation has already begun to occur on all previously submerged steel. Therefore, I suggest water be replaced within the strucuture to the previous 3'-0" level.

I also suggest a rust inhibitor be added to the water; however I cannot find a Chemical Co. that will quote a price on any chemical for this installation. The reasons given were: the chemicals will not mix without agitation and would require several tests at various locations to insure a uniform mix. However, since the interior of the tanks are hot, they refuse to consider the job. Therefore, we are left without an inhibitor. The only alternative left is to abandon the tanks.

8/5/65

PLUMBROOK REACTOR - MAINTENANCE ESTIMATE DETAIL

BUILDING HRA BLD'G NO. 1155 DATE 8-14-85

ITEMS NEEDING IMMEDIATE ATTENTION

TASK	$	PRIORITY	1986	1987	1988
Waterproof pipe chase exterior 3782 sq.ft.	1.75/#	1	6618		
INSTALL GOOSENECK VENTILATOR ON PIPE CHASE & EXHAUST FAN ON OPPOSITE END OF CHASE & CLOSE OFF PIPE CHASE TO FAN HOUSE		1	2150		
TOTALS			8768		

NOTES: (PRESENT CONDITION; CORRECTION NEEDED; LIFE OF CORRECTIONS

1. I have not been able to enter the tank storage area because of water. The source of the water leak must be found.
2. The pipe chase needs to be waterproofed.
3. The pipe chase needs ventilation to prevent condensation from rusting the pipes.
4. The water surrounding the tanks appears to be coming through the concrete walls and floors. We could excavate the perimeter of the structure and apply waterproofing, however, it is impossible to clean and paint all of the interior steel to preserve it; because the floor plates are inaccessible and the tanks are set in sand. Therefore, they also are inaccessible; consequently I suggest nothing be done to the structure, just refill the structure with water to the 3'-0" water level = 35,554 gallon (excluding tanks).

ROUTINE MAINTENANCE ITEMS

TASK	#	YR. CYCLE	1990	1995	2000	2005	2010	2015	2020	2025	2030	2035	2040	2045	2050	2055	2060	2065	2070	2073
Waterproof pipe chase exterior 3782 sq.ft.	1.75/#	10 yrs.		6618		6618		6618		6618		6618		6618		6618		6618		6618
TOTALS				6618		6618		6618		6618		6618		6618		6618		6618		6618

NASA ----PLUMBROOK STATION REACTOR FACILITY

1157 Precipitator Tank

This is a ground mounted concrete tank, which is in good condition, with the exception of the internal steel evaporative ring which is rusting. It is not endangering life since it is internal; therefore I would not maintain it.

The external stairs, however must be placed on a painting schedule to preserve them.

Note:

An alternative would be to remove stairs, catwalk and connecting pipes. Cost Estimate is 32 hrs x $22/hr + $200 material or $904 co.

8/5/85

PLUMBROOK REACTOR - MAINTENANCE ESTIMATE DETAIL

BUILDING PRECIPITATOR TANK BLD'G NO. 1157 DATE 8-14-85

ITEMS NEEDING IMMEDIATE ATTENTION

TASK	$	1986	1987	1988

NOTES: (PRESENT CONDITION, CORRECTION NEEDED, LIFE OF CORRECTIONS

1. Internal evaporative ring is rusting; no maintenance is required.

ROUTINE MAINTENANCE ITEMS

TASK	$	YR. CYCLE	1990	1995	2000	2005	2010	2015	2020	2025	2030	2035	2040	2045	2050	2055	2060	2065	2070	2075
Paint steel walkway and stairs (3 DAYS - 2 MEN + 500 MAT'L	30/HR	25 yrs.	1940					1940					1940					1940		
TOTALS			1940					1940					1940					1940		

NASA ----PLUMBROOK STATION REACTOR FACILITY

1161 Transformer

If this transformer bank is to be re-energized, nitrogen gas pressure must be maintained.

The concrete foundation on the tower needs a minor repair.

The transformer cabinets and the line tower must be placed on a paint schedule.

8/5/65

PLUMBROOK REACTOR - MAINTENANCE ESTIMATE DETAIL

BUILDING Transformer BLD'G NO. 1161 DATE 8/14/85

ITEMS NEEDING IMMEDIATE ATTENTION

TASK	$	1986	1987	1988	89
CHECK NITROGEN GAS PRESSURE ON TRANSFORMER YEARLY. REPLACE GAS CYCLINDERS AS REQUIRED. THIS SHOULD BE DONE AS LONG AS THERE IS AS POSSIBILITY OF RE-ENERGIZING THE TRANSFORMERS	History shows once per year (2 new bottles & 1 cylinder) JR	50 ~~150~~	50 ~~150~~	50 ~~150~~	150
TOTALS		150	150	150	150

NOTES: (PRESENT CONDITION, CORRECTION NEEDED, LIFE OF CORRECTIONS

1. See Site Work.
2. Fence enclosure is included under site fencing.
3. Paint tower and transformer enclosurers.
4. Maintain nitrogen gas pressure as long as there is a possibility of re-energizing the station.

ROUTINE MAINTENANCE ITEMS

TASK	$	YR. CYCLE	1990	1995	2000	2005	2010	2015	2020	2025	2030	2035	2040	2045	2050	2055	2060	2065	2070	2073
Repair concrete foundation of tower		20 yrs.	300				300				300				300				300	
REPLACE NITROGEN GAS CYCLINDERS	150	1	750	750	750	750	750	750	750	750	750	750	750	750	750	750	750	750	750	750
PAINT STEEL STRUCTURE & CABINETS		10	5500		5500		5500		5500		5500		5500		5500		5500		5500	
~~CHECK TRANSFORMERS FOR LEAKS~~	~~30 EA~~	~~1/2~~	~~300~~	~~300~~	~~300~~	~~300~~	~~300~~	~~300~~	~~300~~	~~300~~	~~300~~	~~300~~	~~300~~	~~300~~	~~300~~	~~300~~	~~300~~	~~300~~	~~300~~	~~300~~
Linked up as costs of continuing surveillance JR																				
TOTALS			6850	1050	6550	1050	6850	1050	6550	1050	6850	1050	6550	1050	6850	1050	6550	1050	6850	1050

NASA ----PLUMBROOK STATION REACTOR FACILITY

1191 GUARD HOUSE

This is a wooden structure and is in good condition; however, the paint is thin and the caulking is cracking, therefore this structure will rot very rapidly if not maintained properly.

The Southwest corner of the roof (joist and roof sheathing) have rotted away. The roof was sprayed with Urethane without replacing the framing (the urethane was thickened over the rotten area) which is alright as long as no one walks on the roof; but must be repaired before reroofing.

8/5/85

PLUMBROOK REACTOR - MAINTENANCE ESTIMATE DETAIL

BUILDING Guard House BLD'G NO. 1191 DATE 8-14-85

ITEMS NEEDING IMMEDIATE ATTENTION

TASK	$	PRIORITY	1986	1987	1988	89
Paint siding (960 sq. ft.)	65/□	1	624			
Caulk and glaze aluminum windows		2		200		
~~SEPARATE UNIT HEATER INTAKE & EXHAUST & INSUL~~		~~3~~			~~200~~	
UNIT HEATER - MINOR REPAIRS		1	100	100	100	100
76 Siegler Ht. this configuration						
TOTALS			724	300	300	100

NOTES: (PRESENT CONDITION, CORRECTION NEEDED, LIFE OF CORRECTIONS

1. See Site Work.
2. Paint plywood siding.
3. Repair caulking on windows.
4. Replace rotten wood roof sheathing, when the roof is replaced.

ROUTINE MAINTENANCE ITEMS

TASK	$	YR. CYCLE	1990	1995	2000	2005	2010	2015	2020	2025	2030	2035	2040	2045	2050	2055	2060	2065	2070	2073
Paint siding		10 yrs.		624		624		624		624		624		624		624		624		624
Caulk and glaze windows		20 yrs.				200				200				200				200		
Replace locks									150											
Replace roof sheathing					500															
Reroof roof	62.50/□	20 yrs.		635				635				635				635				635
Replace roof (667 sq. ft.)	450/□	20 yrs.				2999				2999				2999				2999		
REPLACE UNIT HEATER (1)		10		1500		1500		1500		1500		1500		1500		1500		1500		1500
UNIT HEATER - MINOR REPAIRS	100/YR	1	500	400	500	400	500	400	500	400	500	400	500	400	500	400	500	400	500	400
TOTALS			500	3159	1000	5723	500	3159	650	5723	500	2157	500	5723	500	3157	500	5723	500	3157

NASA ----PLUMBROOK STATION REACTOR FACILITY

1192 WEMS

This structure is not being used. All equipment has been removed; therefore I would not maintain it.

The handrail on the East side of the sludge basin has been removed and should be replaced too.

8/5/85

PLUMBROOK REACTOR - MAINTENANCE ESTIMATE DETAIL

BUILDING WEMS BLD'G NO. 1192 DATE 8-14-85

ITEMS NEEDING IMMEDIATE ATTENTION

TASK	#	1986	1987	1988
Repair handrail		400		
TOTALS		400		

NOTES: (PRESENT CONDITION, CORRECTION NEEDED, LIFE OF CORRECTIONS

This building is not being used and does not enclose critical material; I would not maintain it.

The railing surrounding the sludge basin has come apart and must be repaired.

ROUTINE MAINTENANCE ITEMS

TASK	#	YR. CYCLE	1990	1995	2000	2005	2010	2015	2020	2025	2030	2035	2040	2045	2050	2055	2060	2065	2070	2075
Repair handrail		20 yrs.				400				400				400				400		
TOTALS						400				400				400				400		

NASA ----PLUMBROOK STATION REACTOR FACILITY

Site Work & Fence

Ground hogs have been burrowing under sidewalks adjacent to the buildings. In some cases the displaced dirt has been thrown against the walls and must be removed, to prevent damage to the walls. In a couple of cases, I attribute the foundation leaks to the ground hog burrows.

All vegetation must be kept away from the structures by sterlizing the soil. Weeds, trees, shrubbery, etc. cause problems to buildings, by rubbing the paint off, taking root in cracks and mortar joints and holding moisture in building walls. The most damage, however, has been caused by lawn mowers hitting the buildings in an attempt to trim close, especially now that the facility is only being mowed once a year.

The perimeter fence needs to have line post reset and placed on a paint schedule.

Vegetation has invaded the roads, breaking up the asphalt in some cases; however the roads will remain useable even if all the asphalt is broken up. No maintenance of roadways is required.

8/14/85

PLUMBROOK REACTOR - MAINTENANCE ESTIMATE DETAIL

BUILDING Fence & SITE WORK BLD'G NO. _____ DATE 8/14/85

ITEMS NEEDING IMMEDIATE ATTENTION

TASK	$	1986	1987	1988	89
EXTERMINATE SMALL ANIMALS WITHIN 5' OF ALL BUILDINGS W/ "OFTANAL" (2420 LIN.FT)		200	200	200	200
KILL VEGETATION WITHIN 5' OF ALL BUILDINGS W/ "ROUNDUP" (2420 LIN.FT)		400	400	400	400
KILL VEGETATION ALONG FENCES (PERIMETER, TRANSFORMER, ETC.) WITHIN 3 FT. (6188 LIN.FT.)		600	600	600	600
TOTALS		1200	1200	1200	1200

NOTES: (PRESENT CONDITION, CORRECTION NEEDED, LIFE OF CORRECTIONS

1. Site Work. See that sheet.
2. Ground hogs have been burrowing under sidewalks and around foundations. The burrowing next to foundations appears to be the source of leaks in the foundations. The groundhogs, in some cases, have thrown the dirt up against the building, which will accelerate the deterioration.
3. All vegetation must be killed adjacent to the building to prevent vines from growing behind the siding & the growth from rubbing the buildings, the growth from holding moisture next to the buildings and to maintain a buffer area between the buildings and the mowers. A lot of damage was caused by the mowers.

ROUTINE MAINTENANCE ITEMS

TASK	$	YR. CYCLE	1990	1995	2000	2005	2010	2015	2020	2025	2030	2035	2040	2045	2050	2055	2060	2065	2070	2073
Lower 6 posts (Reset post) (4 MAN DAY)			896																	
Paint fence (2 coats) 5338 ft. of 6-foot fence 850 ft. of 4-foot fence		20 yrs.		21,256				21,256				21,256				21,256				21,256
Replace damaged post and fabric		20 yrs.	1000				2000				2000				2000				2000	
EXTERMINATE SMALL ANIMALS	200/YR	1	1000	1000	1000	1000	1000	1000	1000	1000	1000	1000	1000	1000	1000	1000	1000	1000	1000	1000
KILL VEGETATION AROUND STRUCTURES	400/YR	1	2000	2000	2000	2000	2000	2000	2000	2000	2000	2000	2000	2000	2000	2000	2000	2000	2000	2000
KILL VEGETATION ALONG FENCES	600/YR	1	3000	3000	3000	3000	3000	3000	3000	3000	3000	3000	3000	3000	3000	3000	3000	3000	3000	3000
REMOVE ALL SEALED (CONTAMINATED) FLOOR DRAINS, CHECK THE CONDITION OF SEALS & RESEAL DRAINS (3 MAN MONTHS)		5	15600	15600	15600	15600	15600	15600	15600	15600	15600	15600	15600	15600	15600	15600	15600	15600	15600	15600
TOTALS			23496	42856	21600	21600	23600	42856	21600	21600	23600	42856	21600	21600	23600	42856	21600	21600	23600	42856

NASA ----PLUMBROOK STATION REACTOR FACILITY

Acid & Caustic Tanks (North of Service Building) & Cooling Tower Tank

All three (3) of the tanks have rusted away from their foundations and presently are being supported by the stairs and/or piping, and are in danger of falling and possibly injuring someone; therefore, they must be removed.

8/6/65

PLUMBROOK REACTOR - MAINTENANCE ESTIMATE DETAIL

BUILDING Acid and Caustic Tanks Cooling tower tank BLD'G NO. — DATE 8-14-85

ITEMS NEEDING IMMEDIATE ATTENTION

TASK	$	1986	1987	1988
Remove 3 tanks (3 MEN & CRANE - 2 DAYS)	$ 48/HR	2304		
Trucking and disposal 4 HRS	50/HR	200		
TOTAL		2504		

NOTES: (PRESENT CONDITION, CORRECTION NEEDED, LIFE OF CORRECTIONS

1. The bottoms have rusted completely out of all (3) three tanks. The railing and catwalk are supporting the Acid and Caustic tanks; there is no contact between the tanks and their supports.
2. All three tanks are in danger of falling.
3. Don't remove the foundations.

ROUTINE MAINTENANCE ITEMS

TASK	$	YR. CYCLE	1990	1995	2000	2005	2010	2015	2020	2025	2030	2035	2040	2045	2050	2055	2060	2065	2070	2073

MAINTENANCE COST ESTIMATE RECAP SHEET

8-14-85

YEAR \ BUILDING	1111	1112	1131	1132	1133	1134	1135	1136	1141	1151	1154	1155	1157	1161	1191	1192	TANKS	SITE	TOTAL
1986	165024	76675	20739	13598	300	37600	825	185	59089	12300	79216	8768		150	724	400	2504	1200	479294
1987	4160	1386	2500	6780	100	2064			2734		500			150	300			1200	21874
1988	3424	400	624	300	100	100			940					150	300			1200	7538
1989	1860	200	100	100	100	100			100					150	100			1200	4010
1990	17600	9172	8300	4100	500	500			850				1940	6850	500			23476	73808
SUBTOTAL	192068	87833	32263	24875	1100	40364	825	185	63713	12300	79716	8768	1940	7450	1924	400	2504	28296	$ 586,524
1991																			
1992																			
1993																			
1994																			
1995	40599	29537	100028	6423	8301	10971	1451	3776	8560		10967	6618		1050	3159			42856	274296
SUBTOTAL	232667	117370	132291	31298	9401	51335	2276	3961	72273	12300	90683	15386	1940	8500	5083	400	2504	71152	$ 860,820
1996																			
1997																			
1998																			
1999																			
2000	17900	5600	8300	10500	500	500		900	11690	27328				6550	1000			21600	112368
SUBTOTAL	250567	122970	140591	41798	9901	51835	2276	4861	83963	39628	90683	15386	1940	15050	6083	400	2504	92752	$ 973,188
2001																			
2002																			
2003																			
2004																			
2005	170216	80676	25342	33805	20971	41164			59386		117436	6618		1050	5723	400		21600	583887
SUBTOTAL	420783	203646	165933	75603	30872	92999	2276	4861	143349	39628	208119	22004	1940	16100	11806	800	2504	114352	$1,557,075
2006																			
2007																			
2008																			
2009																			
2010	28504	5600	8300	500	500	500	825		1300					6850	500			23600	76979
SUBTOTAL	449287	209246	174233	76105	30872	93499	3101	4861	144649	39628	208119	22004	1940	22950	12306	800	2504	137952	$1,634,054
2011																			
2012																			
2013																			
2014																			
2015	37599	17862	89206	5063	4480	5365	530	1600	8560		10967	6618	1940	1050	3159			42856	236855
SUBTOTAL	486886	227108	263439	81166	35352	98864	3631	6461	153209	39628	219086	28622	3880	24000	15465	800	2504	180808	$1,870,909

MAINTENANCE COST ESTIMATE RECAP SHEET

8-14-85

YEAR / BUILD'G	1111	1112	1131	1132	1133	1134	1135	1136	1141	1151	1154	1155	1157	1161	1191	1192	TANKS	SITE	TOTAL $
2016																			
2017																			
2018																			
2019																			
2020	17600	19647	18422	5460	4921	5756	921	2176	1290					6550	650			21600	104,393
SUBTOTAL	504406	246755	181861	86626	39673	104620	4552	8637	154499	39628	219086	28622	3880	30550	16115	800	2504	202408	$1,975,302
2021																			
2022																			
2023																			
2024																			
2025	165216	80676	25342	22805	20471	41164			59736	27328	76716	6618		1050	5723			21600	554445
SUBTOTAL	669702	327431	307203	109431	60144	145784	4552	8637	214235	66956	295802	35240	3880	31600	21838	800	2504	224008	$2,529,747
2026																			
2027																			
2028																			
2029																			
2030	17600	5600	9000	500	500	850		900	1300					6850	500			23600	67200
SUBTOTAL	687302	333031	316203	109931	60644	146634	4552	9537	215535	66956	295802	35240	3880	38450	22338	800	2504	247608	$2,596,947
2031																			
2032																			
2033																			
2034																			
2035	45503	15490	89206	7463	4480	5365	1355	1600	8560		10967	6618		1050	3157			42856	243670
SUBTOTAL	732805	348521	405409	117394	65124	151999	5907	11137	224095	66956	306769	41858	3880	39500	25495	800	2504	290464	$2,840,617
2036																			
2037																			
2038																			
2039																			
2040	20900	7972	8300	11100	500	500			11690				1940	6550	500			21600	9155[illegible]
SUBTOTAL	753705	356493	413709	128494	65624	152499	5907	11137	235785	66956	306769	41858	5820	46050	25995	800	2504	312064	$2,932,16[illegible]
2041																			
2042																			
2043																			
2044																			
2045	170216	94723	35464	32765	24292	46420	921	2176	59386		117436	6618		1050	5723	400		21600	619,190
SUBTOTAL	923921	451216	449173	161259	89916	198919	6828	13313	295171	66956	424205	48476	5820	47100	31718	1200	2504	333664	$3,551,359

MAINTENANCE COST ESTIMATE RECAP SHEET

8-14-85

BUILD'G / YEAR	1111	1112	1131	1132	1133	1134	1135	1136	1141	1151	1154	1155	1157	1161	1191	1192	TANKS	SITE	TOTAL $
2046																			
2047																			
2048																			
2049																			
2050	17600	5600	8300	3500	500	500			1300	27328				6850	500			23600	95578
SUBTOTAL	941521	456816	457473	164759	90416	199419	6828	13313	296471	94284	424205	48476	5820	53950	32218	1200	2504	357264	$3,646,937
2051																			
2052																			
2053																			
2054																			
2055	41389	15490	89206	4463	4480	5365	530	1600	8560		10967	6618		1050	3157			42856	235731
SUBTOTAL	982910	472306	546679	169222	94896	204784	7358	14913	305031	94284	435172	55094	5820	55000	35375	1200	2504	400120	$3,882,668
2056																			
2057																			
2058																			
2059																			
2060	25504	5600	8300	500	500	500	825	900	1640					6550	500			21600	72919
SUBTOTAL	1008414	477906	534979	169722	95396	205284	8183	15813	306671	94284	435172	55094	5820	61550	35815	1200	2504	421720	$3,955,587
2061																			
2062																			
2063																			
2064																			
2065	170216	83048	36164	26405	20471	41514			59386		76716	6618	1940	1050	5723	400		21600	551,251
SUBTOTAL	1178630	560954	591143	196127	115867	246798	8183	15813	366057	94284	511888	61712	7760	62600	41598	1600	2504	443320	$4,506,838
2066																			
2067																			
2068																			
2069																			
2070	20900	19647	18422	2460	4321	5756	921	2176	1300					6850	500			23600	106853
SUBTOTAL	1199530	580601	609565	198587	120188	252554	9104	17989	367357	94284	511888	61712	7760	69450	42098	1600	2504	466920	$4,613,691
2071																			
2072																			
2073	38389	15490	89206	4463	4480	5365			8560	27328	10967	6618		1050	3157			42856	257929
TOTAL	1237919	596091	698771	203050	124668	257919	9104	17989	375917	121612	522855	68330	7760	70500	45255	1600	2504	509776	$4,871,620

TELEDYNE ISOTOPES

AN EVALUATION OF THE PLUM BROOK REACTOR FACILITY AND DOCUMENTATION OF EXISTING CONDITIONS

VOLUME 6 - PLUM BROOK REACTOR FACILITY SYSTEMS/EQUIPMENT DISPOSITION LISTS

VOLUME 6 OF A 6 VOLUME SERIES

Prepared For

The National Aeronautics and Space Administration
Lewis Research Center
21000 Brookpark Road
Cleveland, OH 44135

Under Modification 3 to
Contract NAS3-24359PB

December, 1987

by:

John E. Ross
Erwin J. Minderman
David A. Miller

Teledyne Isotopes, Inc.
50 Van Buren Avenue
Westwood, NJ 07675

TELEDYNE ISOTOPES

This is Volume 6 of a series titled, "An Evaluation of the Plum Brook Reactor Facility and Documentation of Existing Conditions."

Following is a list of sub titles in the series:

Study Organization

Volume 1 - Review of Existing PBRF Data and Pertinent Regulatory Changes Since 1978 Which Would Affect Documentation of Present Conditions at the Plum Brook Reactor Facility

Volume 2 - Items of Radiological Significance Addressed in the 1978 PBRF Options Study for Which Additional Information is Needed

Volume 3 - Part 1 -Physical Characteriaztion of Radioactive/ Contaminated Areas at the PBRF
Part 2 - Appendices

Volume 4 - Update of the 1978 Cost Estimate for the Plum Brook Reactor Facility Dismantling Project

Volume 5 - Cost Estimates and Schedules to Maintain the Integrity of Barriers at the PBRF to Ensure Dry Safe Protective Storage for the Next 30 Years

Volume 6 - Plum Brook Reactor Facility Systems/Equipment Disposition Lists

TELEDYNE
ISOTOPES

NOTICE

This report was prepared for the National Aeronautics and Space Administration for the purpose of documenting existing conditions at the Plum Brook Reactor Facility. Neither NASA, Teledyne Isotopes, or its subcontractors assumes liability for the use or accuracy of information contained herein for other than the above expressed purpose.

Requests for copies of this report must be submitted to:

National Aeronautics and Space Administration
Lewis Research Center
Plum Brook Management Office
Plum Brook Station
6100 Columbus Avenue
Sandusky, OH 44870

TELEDYNE ISOTOPES

TASK ADVISORY GROUP

Steven A. Black
Teledyne Isotopes, Inc.
(Radiological Waste)

C. W. Conant
Engineering Consultant
(Project Planning)

Dr. Hewit Jeter
Teledyne Isotopes, Inc.
(Sampling Strategy)

Dr. J. David Martin
Teledyne Isotopes, Inc.
(Laboratory Analyses)

Erwin J. Minderman
Minderman Engineering
(Project Engineering Oversight)

John E. Ross
Teledyne Isotopes, Inc.
(Project Manager)

Dr. Donald F. Schutz
Teledyne Isotopes, Inc.
(Corporate Commitment and Oversight)

FIELD INVESTIGATING TEAM

Teledyne Isotopes, Inc.

M. Lee Early, Supv. PBRF Engr.
Barbara Keith, Project Secretary
Robert R. Redinger, Engr. Asst.
Raymond R. Ruffing, Engr. Asst.
John E. Ross, Project Manager
Donald A. Young, Supv. Tech. Services

Contractors

David A. Miller, Burns & Roe
Erwin J. Minderman, Minderman Engineering
Robert L. Tracht, A/E, Custom Construction
Jack E. Dauch, Affiliated Environmental Services, Inc.
Lake Erie Drilling Co., Inc.
Dot Drilling Co., Inc.

NASA TECHNICAL OVERSIGHT

Earl C. Boitel, Jr.
Dr. Julian M. Earls
Leonard Homyak
Thomas L. Junod
Henry G. Pfanner
Richard M. Schuh
Dean W. Sheibley
Albert B. Smith
Michael W. Sudsina

PREFACE

The National Aeronautics and Space Administration (NASA) owns the Plum Brook Reactor Facility (PBRF). This facility includes a 60 megawatt test reactor and a zero power pool type research reactor. The PBRF was mothballed in 1973 and placed in a dry safe configuration. NASA has made the decision to keep the PBRF in this safe storage configuration for an indefinite period. As a result of this decision it is important that NRC decommissioning regulations, methodology, technology, and activities be periodically tracked by NASA in order to optimize decision making and timing in the future. This report addresses further PBRF decommissioning in order to provide external feedback to NASA. The fact that PBRF decommissioning is discussed should in no way be interpreted to mean that such project plans are underway.

TELEDYNE ISOTOPES

VOLUME 6
TABLE OF CONTENTS

		Page No.
6.0	TASK PRIORITY #6: Prepare Recommended System/ Equipment Dispostion Lists Based on a Radiological Inventory and Radiological Characterization	6-1
6.1	SYSTEMS WHICH ARE RADIOLOGICALLY CLEAN	6-2
6.2	SYSTEMS WHICH ARE RADIOLOGICALLY CONTAMINATED	6-3
6.3	ITEMS OF FIXED & LOOSE EQUIPMENT WHICH ARE NOT PART OF A SYSTEM	6-40
6.4	MASTER LIST OF ALL PBRF ITEMS INDEXED BY BUILDING AND LOCATION	6-100

6.0 TASK PRIORITY #6 - PREPARE RECOMMENDED SYSTEM/EQUIPMENT DISPOSITION LISTS BASED ON A RADIOLOGICAL INVENTORY AND RADIOLOGICAL CHARACTERIZATION

All systems and equipment at PBRF were classified into one of five possible dispositions. These decisions were based on knowledge of the systems, monitoring results obtained from Task #3, and evaluation of the criteria which affect the "decon vs rad waste" decision discussed in Volume 2, Section 2.4. The five disposition alternatives utilized were:

- Clean Salvage
- Clean Scrap
- Contaminated - Salvage to another licensee.
- Contaminated - Attempt decontamination.
- Contaminated - Dispose of as radiological waste.

A simplified classification flow scheme using these five alternatives is shown below for use in disposing of PBRF equipment.

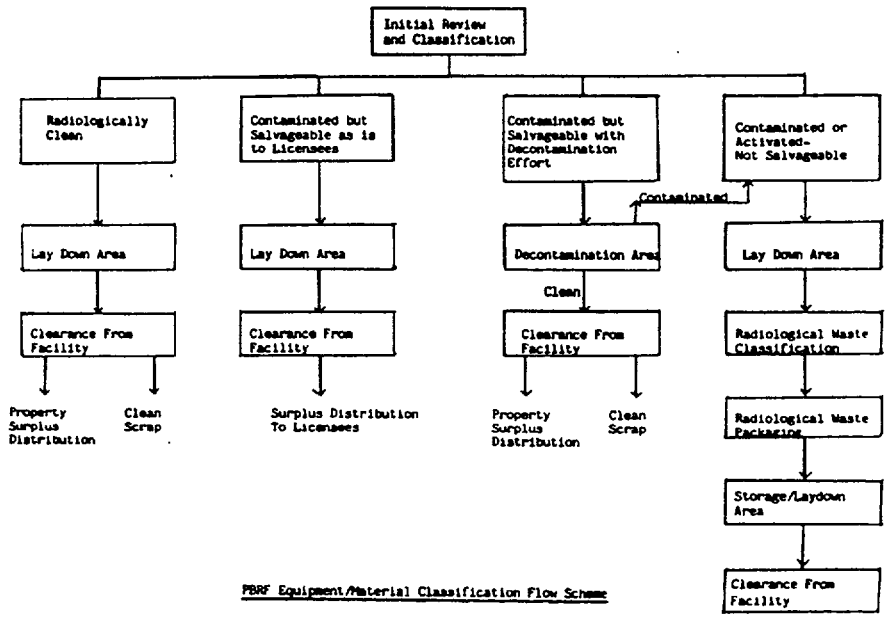

PBRF Equipment/Material Classification Flow Scheme

Disposition lists were then compiled based on common systems and by location for other items which were not part of facility systems. All items were additionally cross-indexed by building and location (Section 6.4.7).

6.1 SYSTEMS WHICH ARE RADIOLOGICALLY CLEAN

Systems listed in this section are radiologically clean internally and predominantly clean externally. There may be some locations where low level external contamination exists because the system passed through a control zone or was immersed in low level contaminated quadrant and canal water. Any low level contamination in excess of release limits will likely be removed by simple wiping or scrubbing prior to release from the facility.

System No.	Description
1200	Secondary Cooling Water System Main Loop Auxiliary Loop Test Loop Filter Loop
1300	Secondary Cooling Water System Shutdown Loop
1400	Process Water System
1500	De-Ionized Water System
1600	Domestic Water System
1700	Fire Water Protection System
2100	Air Systems Utility Air Service Air Experiment Cooling Air Supply
2200	Waste Air System Process Exhaust Experiment Cooling Storage Tank Tower
2400	Auxiliary Chemicals System Re-Generation of De-Ionized Water Makeup Re-Generation of Q&C Recirculation De-Ionizers Secondary Cooling Water pH Control
2500	Raw Water Systems
2600	Diesel Systems

2700	Hydraulic Services System (Except for Hydraulic Rabbit)
2800	Effluent Water Systems (Except for Effluent Control Station) Sludge Settling Basin
3000	Refrigeration - Air Conditioning Systems
3100	Heating & Normal Ventilation System
3200	Cold Drain System
3400	Vacuum Services System
3600	Gas Systems
3700	Air Lock & Quadrant Door Systems (Control Systems Only)
3800	Helium Pressurization System
3900	Neutron Poison Injection System
4000-6900	Electrical Control Systems
9000	Fuel Systems - Fuel Element Test Loop
9300	Cold Gas Farm

No itemized lists were prepared for the above clean systems because nearly all major items such as pumps, compressors, etc., are salvageable. Pipe and tubing would normally be considered as scrap except that larger stainless steel pipe and valves would be salvageable for re-use instead of being scrapped.

6.2 SYSTEMS WHICH ARE RADIOLOGICALLY CONTAMINATED

Systems listed in this section are radiologically contaminated either internally, externally, or both. The systems are listed below.

System No.	Description
1000	Primary Cooling Water - Main System Bypass Clean Up System Degassifier System Instrument Cooling Loop

1100	Primary Cooling Water Shutdown Loop
1800	Quadrant & Canal Recirculation System
1900	Quadrant & Canal Pump Out System
2000	Hot Drain System
2300	Hot Retention Area Cold Retention Area
2800	Effluent Control Station
2900	Primary Water Instrument Cooling Loop
3300	Contaminated Air Ventilation System Contaminated Vessel Vent System Reactor Tank Vent Hot Lab Ventilation (Cells & Work Area) Hot Lab Hood & Decon Room (Exhaust) Hot Lab Cell Vacuum (Exhaust) Primary Pump House Ventilation Hot Pipe Tunnel & Reactor Bldg. Ventilation
3500	Off Gas Clean Up & Storage System

Most of these contaminated system components have internal contamination and the disposition of all components will be via low level radiological waste disposal. Attempting decontamination and verifying internal contamination levels is not cost effective compared to radiological waste disposal for these systems. The following lists detail all components and characteristics of the contaminated systems which will be disposed of via radiological waste disposal.

1000 SYSTEM RAD WASTE SHIP INFO BY BLDG
03-31-86
13:55:06

ITEM	BLDG	LOC IN BUILDING	ITEM DESCRIPTION	SIZE	WT LBS	VOL CU FT	MATL OF CONST	RAD TOT UCI	RAD UCI/GM	PRINCIPLE ISOTOPES	REC#
1	1111	-34' to -7'	Pipe SCH 40	L-93';D-24"	15922	292	Stainless St	3.2	4.4E-6	60 Co;55 Fe	1
1	1111	-34' to -30'MT	Pipe SCH 40, .687" Wall	L-175';D-24"	29960	550	Stainless St	1.8E2	1.3E-5	60 Co;55 Fe	2
2	1111	Lily Pad (LP)	Globe Valve, 2 ea	1"	5	.023	Stainless St	1.5E-1	6.9E-5	60 Co;55 Fe	3
3	1111	Lily Pad (LP)	Gate Valve	1-1/2"	5.5	.06	Stainless St	8.1E-2	3.2E-5	60 Co;55 Fe	4
4	1111	Lily Pad (LP)	Check Valve	2"	11	.05	Stainless St	6.3E-2	1.2E-5	60 Co;55 Fe	5
5	1111	Lily Pad (LP)	Globe Valve, 3 ea	2"	30	.33	Stainless St	28.2E-2	20.7E-5	60 Co;55 Fe	6
6	1111	Remotor Tank	Ball Valve	3/4"	1.5	.014	Stainless St	2E-2	2.9E-5	60 Co;55 Fe	7
275	1111	Canal E	Gate Valve	6"	178	1.8	Stainless St	1	1.2E-5	60 Co;55 Fe	9
376	1111	Sub-Pile Room	Gate Valve, 1 ea	4"	106	1.03	Stainless St	6.8E-1	1.4E-5	60 Co;55 Fe	11
1	1134	Rae Pit S at E	1-1/2" SS Pipe Fluidizing Sys	L-96;D-1.9	22	.16	Stainless St	1.2	1.3E-4	60 Co;55 Fe;137 Cs	12
2	1134	Rae Pit S at E	2" SS Pipe Fluidizing sys	L-1488;D-2.375	453	3.8	Stainless St	2.5E1	1.2E-4	60 Co;55 Fe;137 Cs	13
3	1134	Rae Pit S at E	4" SS Pipe Fluidizing Sys	L-180;D-4.5	162	1.7	Stainless St	5.9	8E-5	60 Co;55 Fe;137 Cs	14
4	1134	Rae Handl Sys	1" SS Pipe	L-684;D-1.315	96	.5	Stainless St	6.5	1.5E-4	60 Co;55 Fe;137 Cs	15
5	1134	Rae Handl Sys	1-1/4" SS Pipe	L-192;D-1.66	36	.24	Stainless St	2.3	1.4E-4	60 Co;55 Fe;137 Cs	16
6	1134	Rae Pit S at E	Remin Pit Tank 321	L-204;W-96;H-48	2784.8	544	Stainless St	1.5E2	1.2E-4	60 Co;55 Fe;137 Cs	17
17	1134	Room 1	Vent Valve	3/4"	1.5	.022	Stainless St	.73	1.1E-3	60 Co;55 Fe;137 Cs	18
18	1134	Room 1	Gate Valve	1"	2.5	.035	Stainless St	1.2	1.0E-3	60 Co;55 Fe;137 Cs	19
19	1134	Room 1	Gate Valve	16"	1350	17.97	Stainless St	2008	3.3E-3	60 Co;55 Fe;137 Cs	20
20	1134	Room 1	Check Valve	16"	1350	12.57	Stainless St	1399	2.3E-3	60 Co;55 Fe;137 Cs	21
21	1134	Room 1	Gate Valve	18"	1815	17.97	Stainless St	2477	3.0E-3	60 Co;55 Fe;137 Cs	22
24	1134	Room 2	Vent Valve	3/4"	1.5	.022	Stainless St	1.1	1.6E-3	60 Co;55 Fe;137 Cs	23
25	1134	Room 2	Gate Valve	1"	2.5	.035	Stainless St	1.8	1.6E-3	60 Co;55 Fe;137 Cs	24
26	1134	Room 2	Gate Valve	16"	1350	17.97	Stainless St	120.5	2.0E-4	60 Co;55 Fe;137 Cs	25
27	1134	Room 2	Check Valve	16"	1350	12.57	Stainless St	84	1.4E-4	60 Co;55 Fe;137 Cs	26
28	1134	Room 2	Gate Valve	18"	1815	17.97	Stainless St	470.5	5.7E-4	60 Co;55 Fe;137 Cs	27
31	1134	Room 3	Vent Valve	3/4"	1.5	.022	Stainless St	.44	6.4E-4	60 Co;55 Fe;137 Cs	28
32	1134	Room 3	Gate Valve	1"	2.5	.035	Stainless St	.71	6.3E-4	60 Co;55 Fe;137 Cs	29
33	1134	Room 3	Gate Valve	16"	1350	17.97	Stainless St	16.1	2.6E-5	60 Co;55 Fe;137 Cs	30
34	1134	Room 3	Check Valve	16"	1350	12.57	Stainless St	11.2	1.8E-5	60 Co;55 Fe;137 Cs	31
35	1134	Room 3	Gate Valve	18"	1815	17.97	Stainless St	297.2	3.6E-4	60 Co;55 Fe;137 Cs	32
39	1134	-7'to 0' Rm 4	Pipe SCH 40; .687" Wall	L-17';D-24"	2910	54	Stainless St	536	4.1E-4	60 Co;55 Fe;137 Cs	33
40	1134	0' Room 4	25" SS Pipe	L-1116;D-24	15920	292	Stainless St	3.6E3	5E-4	60 Co;55 Fe;137 Cs	34
41	1134	0' Room 4	18" SS Pipe	L-1182;D-18	10322	174	Stainless St	1.9E3	4.1E-4	60 Co;55 Fe;137 Cs	35
42	1134	0' Room 4	16" SS Pipe	L-588;D-16	3087	68.4	Stainless St	5.1E2	3.7E-4	60 Co;55 Fe;137 Cs	36
43	1134	0' Room 4	8" SS Pipe	L-264;D-8.625	628	9	Stainless St	3.1E2	1.1E-3	60 Co;55 Fe;137 Cs	37
44	1134	0' Room 4	8" SS Pipe	L-576;D-8.625	1370	19.5	Stainless St	6.8E2	1E-3	60 Co;55 Fe;137 Cs	38
45	1134	Room 4	Vent Valve	3/4"	1.5	.022	Stainless St	10.9	1.6E-2	60 Co;55 Fe;137 Cs	39
46	1134	Room 4	Gate Valve, 2 ea	1"	5	.07	Stainless St	35.7	1.6E-2	60 Co;55 Fe;137 Cs	40
47	1134	Room 4	Gate Valve, 3 ea	4	318	3.09	Stainless St	41.6	2.9E-4	60 Co;55 Fe;137 Cs	41
48	1134	Room 4	Butterfly Valve, 2 ea	18"	640	4.6	Stainless St	277.4	9.6E-4	60 Co;55 Fe;137 Cs	42
49	1134	Room 4	Gate Valve	24"	3260	41.68	Stainless St	34.5	2.3E-5	60 Co;55 Fe;137 Cs	43
52	1134	0' Room 4	Primary Heat Exchanger, 2 ea	H-252;D-36	7000	300	Stainless St	3.9E3	2.4E-4	60 Co;55 Fe;137 Cs	44
53	1134	0' Room 4	Primary Strainer	H-72;D-42	1800	60	Stainless St	2.1E3	2.6E-3	60 Co;55 Fe;137 Cs	45
54	1134	Room 5	Globe Valve, 5 ea	3/4"	12.5	.07	Stainless St	.16	2.8E-5	60 Co;55 Fe;137 Cs	46
55	1134	Room 5	Gate Valve, 2 ea	2"	20	.12	Stainless St	.19	2.1E-5	60 Co;55 Fe;137 Cs	47
56	1134	Room 5	Check Valve, 2 ea	3"	70	1.32	Stainless St	.78	2.5E-5	60 Co;55 Fe;137 Cs	48
57	1134	Room 5	Gate Valve, 2 ea	3"	82	1.24	Stainless St	.76	2.0E-5	60 Co;55 Fe;137 Cs	49
58	1134	Room 5	Check Valve	3/4"	2"	.008	Stainless St	.03	3.4E-5	60 Co;55 Fe;137 Cs	50
59	1134	Room 5	Ball Valve	1"	2.5	.014	Stainless St	.04	3.4E-5	60 Co;55 Fe;137 Cs	51
60	1134	Room 5	Globe Valve, 1 ea	1-1/2"	7	.07	Stainless St	.09	3.0E-5	60 Co;55 Fe;137 Cs	52
61	1134	Room 5	Globe Valve, 2 ea	2"	20	.22	Stainless St	.25	2.8E-6	60 Co;55 Fe;137 Cs	53
62	1134	Room 5	Globe Valve	1/4"	1	.012	Stainless St	2.7E-2	5.9E-5	60 Co;55 Fe;137 Cs	54
63	1134	Room 5	Brke Valve, 6 ea	1/2"	12	.024	Stainless St	9E-3	1.6E-6	60 Co;55 Fe;137 Cs	55
64	1134	Room 5	Globe Valve, 3 ea	1/2"	6	.039	Stainless St	2.7E-2	9.9E-6	60 Co;55 Fe;137 Cs	56

1000 SYSTEM RAD WASTE SHIP INFO HT BLDG
11-20-85
14:20:06

ITEM	BLDG	LOC IN BUILDING	ITEM DESCRIPTION	NOTES	NOTES CONTINUED	ADDITIONAL NOTES	FINAL NOTES
1	1111	-34' to -7'	Pipe SCH 40	Buried in Concrete;542591 sq	cm;13248 d/m; 1000 sys		
1	1111	-34' to -30'RT	Pipe SCH 40, .687" Wall	Buried in concrete;1021301 sq	cm; 2 mr/hr; 1000 sys		
2	1111	Lily Pad (LP)	Globe Valve, 2 ea	1000 sys;10V52,-58; 25000 d/m;	1419 sq cm fixed		
3	1111	Lily Pad (LP)	Gate Valve	1000 sys; 10V116; 18000 d/m;	1057 sq cm fixed		
4	1111	Lily Pad (LP)	Check Valve	1000 sys;10V57; 20000 d/m;774	sq cm fixed		
5	1111	Lily Pad (LP)	Globe Valve, 3 ea	1000 sys;10V51,-54,-55;15000	d/m;1414 sq cm fixed		
6	1111	Reactor Tank	Ball Valve	1000 sys;10V60;15000 d/m;338	sq cm fixed		
275	1111	Canal E	Gate Valve	1000 sys;10V56;25000 d/m;9007	sq cm fixed		
376	1111	Sub-Pile Room	Gate Valve, 1 ea	1000 sys;10V112;25000 d/m;6153	sq cm fixed		
1	1134	Res Pit S at E	1-1/2" SS Pipe Fluidizing Sys	Fixed;3693.82 sq cm;1000 sys;	4 mr/hr		
2	1134	Res Pit S at E	2" SS Pipe Fluidizing sys	Fixed;71654.23 sq cm; 1000 sys	4 mr/hr		
3	1134	Res Pit S at E	4" SS Pipe Fluidizing Sys	Fixed;16415.96 sq cm; 1000 sys	4 mr/hr		
4	1134	Res Handl Sys	1" SS Pipe	Fixed;18216.42 sq cm; 1000 sys	4 mr/hr		
5	1134	Res Handl Sys	1-1/4" SS Pipe	Fixed;6451.18 sq cm; 1000 sys	4 mr/hr		
6	1134	Res Pit S at E	Resin Pit Tank 321	Fixed;438393.6 sq cm; 1000 sys	4 mr/hr		
17	1134	Room 1	Vent Valve	1000 sys; 10V94; 20 mr/hr;	403 sq cm fixed		
18	1134	Room 1	Gate Valve	1000 sys; 10V91; 20 mr/hr;	660 sq cm fixed		
19	1134	Room 1	Gate Valve	1000 sys; 10V06;500 mr/hr;	44582 sq cm fixed		
20	1134	Room 1	Check Valve	1000 sys; 10V07; 500 mr/hr	31063 sq cm fixed		
21	1134	Room 1	Gate Valve	1000 sys;10V05; 500 mr/hr;	54979 sq cm fixed		
24	1134	Room 2	Vent Valve	1000 sys; 10V95; 30 mr/hr;	403 sq cm fixed		
25	1134	Room 2	Gate Valve	1000 sys; 10V92; 30 mr/hr;	660 sq cm fixed		
26	1134	Room 2	Gate Valve	1000 sys; 10V09; 30 mr/hr;	44582 sq cm fixed		
27	1134	Room 2	Check Valve	1000 sys; 10V10; 30 mr/hr;	31063 sq cm fixed		
28	1134	Room 2	Gate Valve	1000 sys; 10V08; 95 mr/hr;	54979 sq cm fixed		
31	1134	Room 3	Vent Valve	1000 sys; 10V96;12 mr/hr;403	sq cm fixed		
32	1134	Room 3	Gate Valve	1000 Sys; 10V93;12 mr/hr; 660	sq cm fixed		
33	1134	Room 3	Gate Valve	1000 sys; 10V12; 4 mr/hr;	44582 sq cm fixed		
34	1134	Room 3	Check Valve	1000 sys; 10V13;4 mr/hr;	31063 sq cm fixed		
35	1134	Room 3	Gate Valve	1000 sys; 10V11;60 mr/hr;	54979 sq cm fixed		
39	1134	-7'to 0' Rm 4	Pipe SCH 40; .687" Wall	Buried in concrete; 99183 sq	cm; 60 mr/hr; 1000 sys		
40	1134	0' Room 4	25" SS Pipe	Fixed;542590.68 sq cm; 75 mr/	hr; Primary Water System;1000		
41	1134	0' Room 4	18" SS Pipe	Fixed;431009.53 sq cm; 50 mr/	hr; Primary Water System;1000		
42	1134	0' Room 4	16" SS Pipe	Fixed;190739.15 sq cm;30 mr/hr	Primary Water System;1000		
43	1134	0' Room 4	8" SS Pipe	Fixed;46204.8 sq cm; 75 mr/hr;	Primary Water System;1000		
44	1134	0' Room 4	8" SS Pipe	Fixed;100781.17 sq cm; 75 mr/	hr; Primary Pump System;1000		
45	1134	Room 4	Vent Valve	1000 sys;10V97;300 mr/hr; 403	sq cm fixed		
46	1134	Room 4	Gate Valve, 2 ea	1000 sys; 10V90, 10V98;300 mr/	hr;660 sq cm fixed		
47	1134	Room 4	Gate Valve, 3 ea	1000 sys;10V04;10V24;10V87;25	mr/hr;6153 sq cm fixed		
48	1134	Room 4	Butterfly Valve, 2 ea	1000 sys; 10V61;10V62;110 mr/	hr;13996 sq cm fixed		
49	1134	Room 4	Gate Valve	1000 sys;10V01;5 mr/hr;76577	sq cm fixed		
52	1134	0' Room 4	Primary Heat Exchanger, 2 ea	Fixed;220 mr/hr South end at	West exchanger;196959.07 sq cm each;Primary Water System;1000		
53	1134	0' Room 4	Primary Strainer	Fixed;300 mr/hr North of Strn.	79148.52 sq cm; Primary Water	System;1000	
54	1134	Room 5	Globe Valve, 5 ea	1000 sys; 10V23,10V25,10V31,	10V34,10V35;1 mr/hr;354 sq cm	fixed	
55	1134	Room 5	Gate Valve, 2 ea	1000 sys;10V19,10V21;1 mr/hr;	1041 sq cm fixed		
56	1134	Room 5	Check Valve, 2 ea	1000 sys; 10V67,10V71;1 mr/hr;	4334 sq cm fixed		
57	1134	Room 5	Gate Valve, 2 ea	1000 sys; 10V68,10V70;1 mr/hr;	4218 sq cm fixed		
58	1134	Room 5	Check Valve	1000 sys;10V37;1 mr/hr;338 sq	cm fixed		
59	1134	Room 5	Ball Valve	1000 sys;10V110; 1 mr/hr;428	sq cm fixed		
60	1134	Room 5	Globe Valve, 1 ea	1000 sys;10V28; 1 mr/hr; 1044	sq cm fixed		
61	1134	Room 5	Globe Valve, 2 ea	1000 sys; 10V32, 10V33;1 mr/hr	1414 sq cm fixed		
62	1134	Room 5	Globe Valve	1000 sys;10V26; 1 mr/hr;325	sq cm fixed		
63	1134	Room 5	Hose Valve, 6 ea	1000 sys;10V1[illegible]	V101,10V102 10V103,10V105,10V106;1 mr/hr;	132 sq cm fixed	
64	1[illegible]	[illegible]m 5	Glo[illegible]e, 3 [illegible]	100[illegible]	[illegible]0V2[illegible] [illegible]10V35;[illegible]r/hr;[illegible] cm f[illegible]		

1000 SYSTEM RAD WASTE SHIP INFO BY BLDG
03-31-86
13:55:06

ITEM	BLDG	LOC IN BUILDING	ITEM DESCRIPTION	SIZE	WT LBS	VOL CU FT	MATL OF CONST	RAD TOT UCI	RAD UCI/GM	PRINCIPLE ISOTOPES	REC#
65	1134	Room 5	Check Valve	1-1/4"	3	.029	Stainless St	3.6E-2	2.6E-5	60 Co;55 Fe;137 Cs	57
66	1134	Room 5	Globe Valve	3"	40	.8	Stainless St	4.6E-1	2.5E-5	60 Co;55 Fe;137 Cs	58
67	1134	Room 5	Gate Valve, 10 ea	4"	1060	10.3	Stainless St	3.8	8E-6	60 Co;55 Fe;137 Cs	59
68	1134	Room 5	Check Valve	4"	117	.75	Stainless St	4.1E-1	7.8E-6	60 Co;55 Fe;137 Cs	60
82	1134	0' Room 6	4" SS Pipe	L-1884;D-4.5	1695	17.3	Stainless St	6.9E2	9E-4	60 Co;55 Fe;137 Cs	61
83	1134	0' Room 6	3" SS Pipe	L-1644;D-35	1037	9.2	Stainless St	4.7E2	1E-3	60 Co;55 Fe;137 Cs	62
84	1134	0' Room 6	1" SS Pipe	L-216;D-1.315	30	.2	Stainless St	2.8E1	2E-3	60 Co;55 Fe;137 Cs	63
85	1134	Room 6	Gate Valve, 2 ea	1"	5	.07	Stainless St	2.7E-1	1.1E-4	60 Co;55 Fe;137 Cs	64
86	1134	Room 6	Globe Valve	1"	3.5	.011	Stainless St	6.3E-1	3.9E-4	60 Co;55 Fe;137 Cs	65
87	1134	Room 6	Check Valve	2"	11	.05	Stainless St	3.1E-1	6.3E-5	60 Co;55 Fe;137 Cs	66
88	1134	Room 6	Gate Valve, 10 ea	3"	410	6.2	Stainless St	1.1E2	6.1E-4	60 Co;55 Fe;137 Cs	67
89	1134	Room 6	Globe Valve, 2 ea	3"	80	1.6	Stainless St	7	1.9E-4	60 Co;55 Fe;137 Cs	68
90	1134	Room 6	Gate Valve, 6 ea	4"	636	6.18	Stainless St	1.3E1	4.7E-5	60 Co;55 Fe;137 Cs	69
91	1134	Room 6	Check Valve	4"	117	.75	Stainless St	6.2	1.1E-4	60 Co;55 Fe;137 Cs	70

PD235 Number of Records Read: 68
PD236 Number of Records Selected: 68

1000 SYSTEM RAD WASTE SHIP INFO BY BLDG
11-20-85
14:20:06

ITEM	BLDG	LOC IN BUILDING	ITEM DESCRIPTION	NOTES	NOTES CONTINUED	ADDITIONAL NOTES	FINAL NOTES
65	1134	Room 5	Check Valve	1000 sys;10V18;1 mr/hr;456	sq cm fixed		
66	1134	Room 5	Globe Valve	1000 sys; 10V30; 1 mr/hr;5211	sq cm fixed		
67	1134	Room 5	Gate Valve, 10 ea	1000 sys;10V14,10V15,10V16,	10V20,10V22,10V40,10V43,10V66,	10V69,10V68;7 mr/hr;6153 sq	cm fixed
68	1134	Room 5	Check Valve	1000 sys;10V17; 1 mr/hr;4644	sq cm fixed		
82	1134	0' Room 6	4" SS Pipe	Fixed;171820.38 sq cm;45 mr/hr	157' includes 40' buried in	concrete walls;1000 sys	
83	1134	0' Room 6	3" SS Pipe	Fixed;116585.83 sq cm;45 mr/hr	137' includes 12' buried in	concrete walls;1000 sys	
84	1134	0' Room 6	1" SS Pipe	Fixed;5752.55 sq cm;45 mr/hr;	exposed;1000 sys		
85	1134	Room 6	Gate Valve, 2 ea	1000 sys;10V80,10V78;5 mr/hr;	660 sq cm fixed		
86	1134	Room 6	Globe Valve	1000 sys;10V46;5 mr/hr;1419	sq cm fixed		
87	1134	Room 6	Check Valve	1000 sys;10V45;5 mr/hr;774 sq	cm fixed		
88	1134	Room 6	Gate Valve, 10 ea	1000 sys;10V02,10V03,10V73,	10V75,10V77,10V79,10V81,10V82,	10V85,10V86;300 mr/hr;4218 sq	cm fixed
89	1134	Room 6	Globe Valve, 2 ea	1000 sys;10V74,10V76;15 mr/hr;	5211 sq cm fixed		
90	1134	Room 6	Gate Valve, 6 ea	1000 sys;10V41,10V42,10V44,	10V47,10V72,10V89;25 mr/hr;	6153 sq cm fixed	
91	1134	Room 6	Check Valve	1000 sys;10V39;15 mr/hr;4644	sq cm fixed		

FD235 Number of Records Read: 68
FD236 Number of Records Selected: 68

1100 SYSTEM RAD WASTE SHIP INFO BY BLDG
03-31-86
14:09:13

ITEM	BLDG	LOC IN BUILDING	ITEM DESCRIPTION	SIZE	WT LBS	VOL CU FT	MATL OF CONST	RAD TOT UCI	RAD UCI/GM	PRINCIPLE ISOTOPES	REC#
112	1111	Quad A	Gate Valve	3"	41	.62	Stainless St	2.8E-1	1.5E-5	60 Co;55 Fe	1
113	1111	Quad A	Check Valve	3"	37	.66	Stainless St	2.9E-1	1.7E-5	60 Co;55 Fe	2
227	1111	Quad C	Gate Valve	3"	41	.62	Stainless St	2.8E-1	1.5E-5	60 Co;55 Fe	3
228	1111	Quad C	Check Valve	3"	37	.66	Stainless St	2.9E-1	1.7E-5	60 Co;55 Fe	4
250	1111	Quad D	3" SS Pipe Shutdown System	L-48;D-3.5	30	.3	Stainless St	6.1E-1	4.5E-5	60 Co;55 Fe	5
251	1111	Quad D	4" SS Pipe Shutdown System	L-141;D-4.5	127	1.3	Stainless St	2.3	4E-5	60 Co;55 Fe	6
252	1111	Quad D	6" SS Pipe Shutdown System	L-132;D-6.625	209	2.6	Stainless St	3.1	3.3E-5	60 Co;55 Fe	7
253	1111	Quad D	8" SS Pipe Shutdown System	L-612;D-8.625	1456	20.7	Stainless St	1.9E1	2.9E-5	60 Co;55 Fe	8
254	1111	Quad D	Misc Small SS Tubing	L-900;D-1-1/4	90	1	Stainless St	2.1	5.2E-5	60 Co;55 Fe	9
255	1111	Quad D	4" Carbon St Pipe Shutdown System	L-840;D-4.5	755	7.7	Carbon Steel	1.3E1	4.0E-5	60 Co;55 Fe	10
256	1111	Quad D	6" Carbon St Pipe Shutdown System	L-792;D-8.625	1884	27	Carbon Steel	1.2E1	1.4E-5	60 Co;55 Fe	11
257	1111	Quad D	1-1/2" SS Piping Shutdown System	L-204;D-1.9	46	.33	Stainless St	7E-1	3.3E-5	60 Co;55 Fe	12
258	1111	Quad D	Butterfly Valve	4"	131	.18	Stainless St	1.2E-1	2.1E-6	60 Co;55 Fe	13
259	1111	Quad D	Gate Valve, 4 ea	6"	712	7.2	Stainless St	24E-1	5.2E-6	60 Co;55 Fe	14
260	1111	Quad D	Check Valve, 2 ea	6"	358	2.8	Stainless St	9E-1	5.6E-6	60 Co;55 Fe	15
261	1111	Quad D	Gate Valve, 2 ea	8"	540	6.4	Stainless St	18.2E-1	7.4E-6	60 Co;55 Fe	16
262	1111	Quad D	Globe Valve, 3 ea	3/4"	7.5	.042	Stainless St	6E-2	17.7E-6	60 Co;55 Fe	17
263	1111	Quad D	Gate Valve	3/4"	3	.018	Stainless St	2.7E-2	1.9E-5	60 Co;55 Fe	18
264	1111	Quad D	Gate Valve	3"	41	.62	Stainless St	2.8E-1	1.5E-5	60 Co;55 Fe	19
265	1111	Quad D	Check Valve	3"	37	.66	Stainless St	2.9E-1	1.7E-5	60 Co;55 Fe	20
266	1111	Quad D	Butterfly Valve	8"	270	.32	Stainless St	2.2E-1	1.8E-6	60 Co;55 Fe	21
273	1111	-25' Quad D	Shutdown Pumps w/Motors,11-P-01,-02	L-138,;W-16;H-18	600	23	SS Copper	2.3	8.5E-6	60 Co;55 Fe	22
274	1111	-25' Quad D	Heat Exchanger, 11-H-01	L-104";D-20"	475	.18	Stainless St	2.8	1.3E-5	60 Co;55 Fe	23

FD236 Number of Records Read: 23
FD236 Number of Records Selected: 23

1100 SYSTEM RAD WASTE SHIP INFO BY BLDG
11-20-85
13:38:50

ITEM	BLDG	LOC IN BUILDING	ITEM DESCRIPTION	NOTES	NOTES CONTINUED	ADDITIONAL NOTES	FINAL NOTES
112	1111	Quad A	Gate Valve	1100 sys;11V14;15000 d/m;4218	sq cm fixed		
113	1111	Quad A	Check Valve	1100 Sys;11V13;15000 d/m;4334	sq cm fixed		
227	1111	Quad C	Gate Valve	1100 sys;11V16;15000 d/m;4218	sq cm fixed		
228	1111	Quad C	Check Valve	1100 sys;11V15;15000 d/m;4334	sq cm fixed		
250	1111	Quad D	3" SS Pipe Shutdown System	Fixed;Exposed;3403.97 sq cm;	2 mr/hr;1100 sys		
251	1111	Quad D	4" SS Pipe Shutdown System	Fixed;Exposed;12859.17 sq cm;	2 mr/hr;insulated;1100 sys		
252	1111	Quad D	6" SS Pipe Shutdown System	Fixed;Exposed;17720.32 sq cm;	2 mr/hr;insulated;1100 sys		
253	1111	Quad D	8" SS Pipe Shutdown System	Fixed;Exposed;107080 sq cm;2	mr/hr;insulated;1100 sys		
254	1111	Quad D	Misc Small SS Tubing	Fixed;23967.75 sq cm;1 mr;	exposed;1100 sys		
255	1111	Quad D	4" Carbon St Pipe Shutdown System	Fixed;76607.81 sq cm;Exposed;	2 mr/hr;Insulated and Covered; 1100 sys		
256	1111	Quad D	8" Carbon St Pipe Shutdown System	Fixed;138574.11 sq cm;Exposed;	1 mr/hr;Painted;1100 sys		
257	1111	Quad D	1-1/2" SS Piping Shutdown System	Fixed;7849.37 sq cm;1 mr/hr;	Exposed;1100 sys		
258	1111	Quad D	Butterfly Valve	1100 sys;11V10;15000 d/m;1922	sq cm fixed		
259	1111	Quad D	Gate Valve, 4 ea	1100 sys;11V05,-06,-07,-08;	15000 d/m;9007 sq cm fixed		
260	1111	Quad D	Check Valve, 2 ea	1100 sys;11V03,-04;15000 d/m;	6862 sq cm fixed		
261	1111	Quad D	Gate Valve, 2 ea	1100 sys;11V01,-02;15000 d/m;	13622 sq cm fixed.		
262	1111	Quad D	Globe Valve, 3 ea	1100 sys;11V011,-19,-20;15000	d/m;354 sq cm fixed.		
263	1111	Quad D	Gate Valve	1100 sys;11V11;15000 d/m;403	sq cm fixed		
264	1111	Quad D	Gate Valve	1100 sys;11V18;15000 d/m;4218	sq cm fixed		
265	1111	Quad D	Check Valve	1100 sys;11V17;15000 d/m;4334	sq cm		
266	1111	Quad D	Butterfly Valve	1100 sys;11V09;15000 d/m;3495	sq cm fixed		
273	1111	-25' Quad D	Shutdown Pumps w/Motors,11-P-01,-02	Fixed;12857.04 sq cm each;	2 mr/hr;1100 sys		
274	1111	-25' Quad D	Heat Exchanger, 11-H-01	Fixed;16048.51 sq cm;2 mr/hr	1100 system		

PD235 Number of Records Read: 23
PD236 Number of Records Selected: 23

1800 SYSTEM RAD WASTE SHIP INFO BY BLDG
03-31-86
14:11:50

ITEM	BLDG	LOC IN BUILDING	ITEM DESCRIPTION	SIZE	WT LBS	VOL CU FT	MATL OF CONST	RAD TOT UCI	RAD UCI/GM	PRINCIPLE ISOTOPES	REC#
7	1111	Containment Val	Pipe SCH 40	L-84';D-4"	906	9.3	Stainless St	8.49E-2	2.1E-7	60 Co;55 Fe	2
8	1111	Containment Val	Pipe SCH 40	L-214';D-3"	1620	14.3	Stainless St	6.5E-1	8.9E-7	60 Co;55 Fe	3
9	1111	Containment Val	Pipe SCH 40	L-70';D-2"	256	2.2	Stainless St	1.4E-1	1.2E-6	60 Co;55 Fe	4
10	1111	Containment Val	Pipe SCH 40	L-226';D-6"	4287	54.1	Stainless St	1.3	6.7E-7	60 Co;55 Fe	5
41	1111	-6 Dry Annulus	Gate Valve, 3 ea	2"	30	.18	Stainless St	17.4E-3	12.9E-7	60 Co;55 Fe	6
42	1111	-6 Dry Annulus	Check Valve	2"	11	.05	Stainless St	3.1E-3	6.3E-7	60 Co;55 Fe	7
43	1111	-6 Dry Annulus	Globe Valve	2"	10	.11	Stainless St	1E-2	2.3E-6	60 Co;55 Fe	8
44	1111	-6 Dry Annulus	Gate Valve, 2 ea	2"	20	.12	Stainless St	11.6E-3	12.8E-7	60 Co;55 Fe	9
45	1111	-7 Dry Annulus	3/8" Jamesbury Valve	3/8"	1.5	.1	Stainless St	5.4E-4	7.9E-7	60 Co;55 Fe	10
46	1111	-7 Dry Annulus	1/2" Valves	L-3;M-1.5;B-1.5	5	.1	Stainless St	9.0E-4	4.0E-7	60 Co;55 Fe	11
47	1111	Dry Annulus	Gate Valve, 3 ea	1/2	6	.024	Stainless St	3.3E-3	13.2E-7	60 Co;55 Fe	12
48	1111	Dry Annulus	Globe Valve, 2 ea	3"	80	.16	Stainless St	7.4E-2	2E-6	60 Co;55 Fe	13
114	1111	Quad A	Gate Valve	4"	106	1.03	Stainless St	5.4E-2	1.1E-6	60 Co;55 Fe	14
115	1111	Quad A	Globe Valve, 3 ea	3"	120	2.4	Stainless St	11.1E-2	20.4E-7	60 Co;55 Fe	15
116	1111	Quad A	Ball Valve	3"	35	.46	Stainless St	2.3E-2	1.4E-6	60 Co;55 Fe	16
117	1111	Quad A	Ball Valve	6"	178	1.7	Stainless St	5.4E-2	6.6E-7	60 Co;55 Fe	17
229	1111	Quad C	Gate Valve	4"	106	1.03	Stainless St	3.2E-1	6.8E-6	60 Co;55 Fe	18
230	1111	Quad C	Globe Valve, 3 ea	3"	120	2.4	Stainless St	8.4E-1	15.3E-6	60 Co;55 Fe	19
231	1111	Quad C	Ball Valve	3"	35	.46	Stainless St	1.7E-1	1.1E-5	60 Co;55 Fe	20
232	1111	Quad C	Ball Valve	6"	178	1.7	Stainless St	4.3E-1	5.3E-6	60 Co;55 Fe	21
267	1111	Quad D	Gate Valve	4"	106	1.03	Stainless St	3.2E-1	6.8E-6	60 Co;55 Fe	22
268	1111	Quad D	Glove Valve, 3 ea	3"	120	2.4	Stainless St	8.4E-1	15.3E-6	60 Co;55 Fe	23
269	1111	Quad D	Ball Valve	3"	35	.46	Stainless St	1.7E-1	1.1E-5	60 Co;55 Fe	24
270	1111	Quad D	Gate Valve, 4 ea	4"	424	4.12	Stainless St	12.8E-1	5.8E-6	60 Co;55 Fe	25
271	1111	Quad D	Ball Valve	6"	178	1.7	Stainless St	4.3E-1	5.3E-6	60 Co;55 Fe	26
276	1111	Canal E	Pipe SCH 40	L-40';D-6"	759	9.6	Stainless St	1.6E-1	4.7E-7	60 Co;55 Fe	27
277	1111	Canal E	Globe Valve	3"	40	.8	Stainless St	2.8E-1	1.5E-6	60 Co;55 Fe	28
278	1111	Canal E	Gate Valve, 7 ea	3"	287	4.34	Stainless St	10.5E-1	7.7E-6	60 Co;55 Fe	29
2	1111	Canals F&H	Pipe SCH 40	L-397';D-3"	3005	26.5	Stainless St	8.8E-1	2.2E-6	60 Co;55 Fe	30
3	1111	Canals F&G	Pipe SCH 40	L-51';D-4"	550	5.6	Stainless St	1.2E-1	5E-7	60 Co;55 Fe	31
4	1111	Canals G&H	Pipe SCH 40	L-58';D-1-1/2"	158	1.1	Stainless St	3E-1	4.2E-6	60 Co;55 Fe	32
5	1111	-25'	Pipe SCH 40	L-68';D-4"	734	7.5	Stainless St	1	2.9E-5	60 Co;55 Fe	33
6	1111	-25'	Pipe SCH 40	L-24';D-3"	182	1.6	Stainless St	2.7E-1	3.3E-6	60 Co;55 Fe	34
7	1111	-00	Ball Valve	1-1/2"	5	.03	Stainless St	3.6E-4	1.5E-7	60 Co;55 Fe	35
8	1111	-00	Globe Valve, 2 ea	3"	80	.16	Stainless St	9.3E-3	2.5E-7	60 Co;55 Fe	36
9	1111	-00	Gate Valve, 4 ea	3"	164	2.48	Stainless St	30E-3	4E-7	60 Co;55 Fe	37
10	1111	-10	Globe Valve	3"	40	.8	Stainless St	1.8E-2	1E-6	60 Co;55 Fe	38
11	1111	-10	Gate Valve, 9 ea	3"	369	5.58	Stainless St	13.5E-2	81E-8	60 Co;55 Fe	39
12	1111	-10	Gate Valve	6"	178	1.8	Stainless St	3.2E-2	4E-7	60 Co;55 Fe	40
13	1111	-10	Gate Valve, 2 ea	8"	540	6.4	Stainless St	9.8E-2	4E-7	60 Co;55 Fe	41
14	1111	-15	Globe Valve, 3 ea	1"	7.5	0.35	Stainless St	7.5E-2	22.2E-6	60 Co;55 Fe	42
15	1111	-15	Globe Valve, 2 ea	1-1/2"	14	.14	Stainless St	3.6E-2	5.6E06	60 Co;55 Fe	43
16	1111	-15	Globe Valve	3"	40	.8	Stainless St	9.3E-2	5.1E-6	60 Co;55 Fe	44
17	1111	-15	Gate Valve, 4 ea	3"	164	2.48	Stainless St	30E-2	4E-6	60 Co;55 Fe	45
18	1111	-15	Gate Valve	3/4"	3	.018	Stainless St	7.2E-3	5.2E-6	60 Co;55 Fe	46
19	1111	-15	Gate Valve, 7 ea	1"	17.5	.245	Stainless St	9.8E-2	12.6E-6	60 Co;55 Fe	47
20	1111	-15	3-Way Valve, 2 ea	1"	5	.23	Stainless St	6.8E-2	3.0E-5	60 Co;55 Fe	48
21	1111	-15	Pressure Relief	1"	2.5	.035	Stainless St	4.0E-4	3.5E-7	60 Co;55 Fe	49
22	1111	-15	Gate Valve	8"	270	3.2	Stainless St	2.4E-1	2E-6	60 Co;55 Fe	50
23	1111	-27	Gate Valve, 3 ea	3"	123	1.86	Stainless St	1.5E-1	2.7E-6	60 Co;55 Fe	51
24	1111	Canal F	Gate Valve	1-1/2"	5.5	.06	Stainless St	2.7E-2	1E-5	60 Co;55 Fe	52
25	1111	Canal F	Check Valve	1-1/2"	5	.02	Stainless St	1.3E-2	5.9E-6	60 Co;55 Fe	53
26	1111	Canal F	Gate Valve	4"	106	1.03	Stainless St	1.6E-1	3.4E-6	60 Co;55 Fe	54
27	1111	Canal G	Gate Valve	1-1/2"	5.5	.06	Stainless St	2.2E-2	9E-6	60 Co;55 Fe	55

1800 SYSTEM RAD WASTE SHIP INFO FH BLDG
12-17-85
10:55:44

ITEM	BLDG	LOC IN BUILDING	ITEM DESCRIPTION	NOTES	NOTES CONTINUED	ADDITIONAL NOTES	FINAL NOTES
7	1111	Containment Val	Pipe SCH 40	Q&C recirc sys (919 units of	100 sq cm) rad level = 205 d/m per 100 sq cm div. by 2.2266;	exposed;1800 sys	
8	1111	Containment Val	Pipe SCH 40	Q&C recirc sys (1821 100 sq cm	units); exposed;40 ur/hr;1800 sys		
9	1111	Containment Val	Pipe SCH 40	Q&C recirc sys (404 100 sq cm	units); exposed; 40 ur/hr;1800 sys		
10	1111	Containment Val	Pipe SCH 40	Q&C recirc sys (3641 units of	100 sq cm); exposed; 40 ur/hr; 1800 sys		
41	1111	-6 Dry Annulus	Gate Valve, 3 ea	1800 sys;18V119,-120,-121;65	ur;1041 sq cm fixed		
42	1111	-6 Dry Annulus	Check Valve	1800 sys;18V122;50 ur;774 sq	cm fixed		
43	1111	-6 Dry Annulus	Globe Valve	1800 sys;18V125;85 ur;1414 sq	cm fixed		
44	1111	-6 Dry Annulus	Gate Valve, 2 ea	1800 sys;18V123,-124;65 ur;	1041 sq cm fixed		
45	1111	-7 Dry Annulus	3/8" Jamesbury Valve	Fixed;15.68 sq cm;60 ur;1800	sys		
46	1111	-7 Dry Annulus	1/2" Valves	Fixed;10.12 sq cm;100 ur;1800	sys		
47	1111	Dry Annulus	Gate Valve, 3 ea	1800 sys;18V145,-146,-147;65	ur;261 sq cm fixed		
48	1111	Dry Annulus	Globe Valve, 2 ea	1800 sys;18V126,-127;80 ur;	5211 sq cm fixed		
114	1111	Quad A	Gate Valve	1800 sys;18V92;100 ur;6153 sq	cm fixed		
115	1111	Quad A	Globe Valve, 3 ea	1800 sys;18V151,-165,-166;80	ur;5211 sq cm fixed		
116	1111	Quad A	Ball Valve	1800 sys;18V150;80 ur;3341 sq	cm fixed		
117	1111	Quad A	Ball Valve	1800 sys;18V160;75 ur;8075 sq	cm fixed		
229	1111	Quad C	Gate Valve	1800 sys;18V93;600 ur;6153 sq	cm fixed		
230	1111	Quad C	Globe Valve, 3 ea	1800 sys;18V153,-169,-170;600	ur;5211 sq cm fixed		
231	1111	Quad C	Ball Valve	1800 sys;18V152;600 ur;3341 sq	cm fixed		
232	1111	Quad C	Ball Valve	1800 sys;18V161;600 ur;8075 sq	cm fixed		
267	1111	Quad D	Gate Valve	1800 sys;18V94;600 ur;6153 sq	cm fixed		
268	1111	Quad D	Glove Valve, 3 ea	1800 Sys;18V155,-167,-168;600	ur;5211 sq cm fixed		
269	1111	Quad D	Ball Valve	1800 sys;18V154;600 ur;3341 sq	cm fixed		
270	1111	Quad D	Gate Valve, 4 ea	1800 sys;18V156,-157,-158,-159	600 ur;6153 sq cm fixed		
271	1111	Quad D	Ball Valve	1800 sys;18V162;600 ur;8075 sq	cm fixed		
276	1111	Canal E	Pipe SCH 40	Q&C recirc sys(644 units of	100 sq cm);28 ur/hr;1800 sys		
277	1111	Canal E	Globe Valve	1800 sys;18V100;600 ur;5211 sq	cm fixed		
278	1111	Canal E	Gate Valve, 7 ea	1800 sys;18V48,-49,-50,-51,-52	-102,-103;400 ur;4218 sq cm	fixed	
2	1111	Canals F&H	Pipe SCH 40	Q&C Recirc sys;exposed;100 ur;	1800 sys		
3	1111	Canals F&G	Pipe SCH 40	Q&C Recirc Sys;exposed;25 ur;	1800 sys		
4	1111	Canals G&H	Pipe SCH 40	Q&C Recirc Sys;exposed;100 ur;	1800 sys		
5	1111	-25'	Pipe SCH 40	Q&C Recirc Sys;exposed;150 ur;	1800 sys		
6	1111	-25'	Pipe SCH 40	Q&C Recirc Sys;exposed;150 ur;	1800 sys		
7	1111	-00	Ball Valve	1800 sys;18V85;538 sq cm fixed	8 ur		
8	1111	-00	Globe Valve, 2 ea	1800 sys;18V24,18V25 RB+1;20	ur;5211 sq cm fixed		
9	1111	-00	Gate Valve, 4 ea	1800 sys;18V26,18V44,18V45,	18V46 RB+1;4218 sq cm fixed;	20 ur	
10	1111	-10	Globe Valve	1800 Sys;18V23 RB-10;5211 sq	cm fixed; 40 ur		
11	1111	-10	Gate Valve, 9 ea	1800 sys;18V38,18V27,18V28,	18V29,18V30,18V39,18V40,18V41,	18V42 RB-10;4218 sq cm fixed;	40 ur
12	1111	-10	Gate Valve	1800 sys;18V60 RB-10;9007 sq	cm fixed; 40 ur		
13	1111	-10	Gate Valve, 2 ea	1800 sys;18V58,18V61 RB-10;40	ur;13622 sq cm fixed		
14	1111	-15	Globe Valve, 3 ea	1800 sys;18V77,18V78,18V88 RB	-15;1419 sq cm fixed; 200 ur		
15	1111	-15	Globe Valve, 2 ea	1800 sys;18V76,18V86 RB-15;	1044 sq cm fixed; 200 ur		
16	1111	-15	Globe Valve	1800 sys;18V75 RB-15;5211 sq	cm fixed;200 ur		
17	1111	-15	Gate Valve, 4 ea	1800 Sys;18V71,18V72,18V73,	18V74 RB-15;4218 sq cm fixed;	200 ur	
18	1111	-15	Gate Valve	1800 sys;18V91 RB-15;403 sq	cm fixed; 200 ur		
19	1111	-15	Gate Valve, 7 ea	1800 sys;18V79,18V80,18V81,	18V84,18V87,18V89,18V90 RB-15;	660 sq cm fixed;275 ur	
20	1111	-15	3-Way Valve, 2 ea	1800 sys;18V82,18V83 RB-15;	1419 sq cm fixed; 275 ur		
21	1111	-15	Pressure Relief	1800 sys; 18V95 RB-15;397 sq	cm fixed; 15 ur		
22	1111	-15	Gate Valve	1800 sys;18V59 RB-15;13622 sq	cm fixed;200 ur		
23	1111	-27	Gate Valve, 3 ea	1800 sys;18V63,18V64,18V62	RB-27;4218 sq cm fixed;	400 ur	
24	1111	Canal F	Gate Valve	1800 Sys;18V180 CF+4;300 ur;	1057 sq cm fixed		
25	1111	Canal F	Check Valve	1800 sys;18V180 CF+4;300 ur;	551 sq cm fixed		
26	1111	Canal F	Gate Valve	1800 sys;18V98 CF+2;30[illegible]	6153 sq cm fixed		
27	[illegible]	Canal [illegible]	[illegible]	[illegible]re;18V[illegible]2;2[illegible]	1057 [illegible] fixed		

1800 SYSTEM RAD WASTE SHIP INFO BY BLDG
03-31-86
14:11:50

ITEM	BLDG	LOC IN BUILDING	ITEM DESCRIPTION	SIZE	WT LBS	VOL CU FT	MATL OF CONST	RAD TOT UCI	RAD UCI/GM	PRINCIPLE ISOTOPES	REC#
38	1111	Canal G	Check Valve	1-1/2"	5	.02	Stainless St	1.1E-2	4.9E-6	60 Co;55 Fe	56
29	1111	Canal G	Gate Valve	3"	41	.62	Stainless St	9.4E-2	5E-6	60 Co;55 Fe	57
30	1111	Canal H	Globe Valve	3"	40	.8	Stainless St	8.1E-2	4.5E-6	60 Co;55 Fe	58
33	1111	PPP	Gate Valve, 13 ea	3"	533	8.06	Stainless St	28.6E-1	120.9E-7	60 Co;55 Fe	59
34	1111	PPP	Gate Valve, 8 ea	4"	848	8.24	Stainless St	25.6E-1	68E-7	60 Co;55 Fe	60
35	1111	PPP	Check Valve, 3 ea	4"	351	2.25	Stainless St	7.2E-1	4.5E-6	60 Co;55 Fe	61
36	1111	PPP	Gate Valve, 4 ea	6"	712	7.2	Stainless St	19.2E-1	6E-6	60 Co;55 Fe	62
37	1111	PPP	Gate Valve, 6 ea	2"	60	.36	Stainless St	32.4E-2	11.4E-6	60 Co;55 Fe	63
38	1111	PPP	Check Valve, 5 ea	2"	55	.25	Stainless St	18.5E-2	7.5E-6	60 Co;55 Fe	64
39	1111	PPP	Gate Valve	2-1/2"	16	.09	Stainless St	6.4E-2	8.9E-6	60 Co;55 Fe	65
40	1111	PPP	Gate Valve, 11 ea	3"	451	6.82	Stainless St	24.2E-1	12.1E-6	60 Co;55 Fe	66
41	1111	PPP	Gate Valve, 4 ea	1/2"	8	.032	Stainless St	28.8E-3	7.6E-6	60 Co;55 Fe	67
42	1111	PPP	Gate Valve, 7 ea	3/4"	21	.126	Stainless St	12.6E-2	12.6E-6	60 Co;55 Fe	68
43	1111	PPP	Pressure Relief, 2 ea	3/4"	2	.017	Stainless St	2E-2	2.2E-5	60 Co;55 Fe	69
44	1111	PPP	Gate Valve, 10 ea	1-1/2"	55	.6	Stainless St	22E-2	90E-7	60 Co;55 Fe	70
45	1111	PPP	Check Valve, 2 ea	6"	358	2.8	Stainless St	7.2E-1	4.4E-5	60 Co;55 Fe	71
1	1112	Canals J&K	Pipe Sch 40	L-60';D-1-1/2"	163	0.7	Stainless St	2.2E-1	2.9E-6	60 Co;90 Sr;137 Cs	72
2	1112	Canal J	Pipe Sch 40	L-50';D-4"	540	4	Stainless St	9.8E-1	4E-6	60 Co;90 Sr;137 Cs	73
3	1112	Canal K	Pipe Sch 40	L-18';D-3"	136	0.9	Stainless St	2E-1	3.3E-6	60 Co;90 Sr;137 Cs	74
6	1112	Canal K	Gate Valves, 18V65, 18V66	3"	82	1.24	Stainless St	11.2E-2	6E-6	60 Co;90 Sr;137 Cs	77
7	1112	Canal J	Gate Valves, 18V67, 18V68	3"	82	1.24	Stainless St	15E-2	8E-6	60 Co;90 Sr;137 Cs	78
1	1132	Bur 5' in earth	Pipe SCH 40	L-900';D-6"	17073	215	Stainless St	52.2	6.7E-6	60 Co;90 Sr;137 Cs	81
2	1132	Out SW Crnr Rms	Pipe SCH 40	L-48';D-1-1/4"	109	.7	Stainless St	.28	5.6E-6	60 Co;90 Sr;137 Cs	82
3	1132	Out SW Crnr Rms	Pipe SCH 40	L-4';D-1-1/2"	11	.08	Stainless St	.03	6.7E-6	60 Co;90 Sr;137 Cs	83
4	1132	Out SW Crnr Rms	Pipe SCH 40	L-8';D-2"	29	.2	Stainless St	.08	6.4E-6	60 Co;90 Sr;137 Cs	84
5	1132	Out SW Crnr Rms	Pipe SCH 40	L-39';D-3"	295	2.6	Stainless St	.60	4.5E-6	60 Co;90 Sr;137 Cs	85
6	1132	Out SW Crnr Rms	Pipe SCH 40	L-24';D-4"	259	2.7	Stainless St	.44	3.8E-6	60 Co;90 Sr;137 Cs	86
7	1132	Out SW Crnr Rms	Pipe SCH 40	L-39';D-3/4"	44	.23	Stainless St	.18	1.5E-6	60 Co;90 Sr;137 Cs	87
8	1132	Out SW Crnr Rms	Pipe SCH 40	L-98';D-1"	164	.9	Stainless St	.23	3.0E-6	60 Co;90 Sr;137 Cs	88
9	1132	Out SW Crnr Rms	Resin Pit Tank	L-17';W-8';H-5'	2239	680	12 Gal SS	7.8	7.7E-6	60 Co;90 Sr;137 Cs	89
13	1132	1st Floor 0'	Gate Valve, 2 ea	2"	20	.12	Stainless St	.03	3.7E-6	60 Co;90 Sr;137 Cs	90
14	1132	1st Floor 0'	Gate Valve, 6 ea	3"	246	1.9	Stainless St	.36	3.2E-6	60 Co;90 Sr;137 Cs	91
15	1132	1st Floor 0'	Globe Valve, 2 ea	3"	80	1.7	Stainless St	.11	3.1E-6	60 Co;90 Sr;137 Cs	92
16	1132	FH 0' Rm #1	Mixed Bed Deionizer 18U01	L-91";D-48"	850	123	Stainless St	6.0	1.6E-5	60 Co;90 Sr;137 Cs	93
17	1132	FH 0' Rm #1	Mixed Bed Deionizer 18U02	L-91";D-48"	850	123	Stainless St	6.0	1.6E-5	60 Co;90 Sr;137 Cs	94
49	1132	Bmt Room 7	Fluidizing Pump	L-20";W-8";H-10"	60	1	SS Carb Stl	.06	2.1E-6	60 Co;90 Sr;137 Cs	95
52	1132	Bmt Room 8	Pipe SCH 40	L-253';D-4"	2730	28	Stainless St	2.0	1.7E-6	60 Co;90 Sr;137 Cs	96
53	1132	Bmt Room 8	Pipe SCH 40	L-60';D-3"	454	4	Stainless St	.46	2.2E-6	60 Co;90 Sr;137 Cs	97
54	1132	Bmt Room 8	Pipe SCH 40	L-6';D-2"	22	.2	Carbon Steel	.04	3.8E-6	60 Co;90 Sr;137 Cs	98
55	1132	Bmt Room 8	Pipe SCH 40	L-16';D-1-1/2"	43	.3	Carbon Steel	.08	4.1E-6	60 Co;90 Sr;137 Cs	99
56	1132	Bmt Room 8	Pipe SCH 40	L-40';D-6"	759	9.6	Stainless St	1.7	5.1E-6	60 Co;90 Sr;137 Cs	100
57	1132	Basement	Check Valve	4"	117	.75	Stainless St	.07	1.3E-6	60 Co;90 Sr;137 Cs	101
58	1132	Basement	Gate Valve, 10 ea	4"	1060	10.3	Stainless St	.89	1.84E-6	60 Co;90 Sr;137 Cs	102
59	1132	Basement	Globe Valve, 2 ea	4"	266	3.4	Stainless St	.25	2.1E-6	60 Co;90 Sr;137 Cs	103
60	1132	Basement	Gate Valve	6"	178	1.8	Stainless St	.32	4.0E-6	60 Co;90 Sr;137 Cs	104
61	1132	Basement	Ball Valve	6"	178	1.7	Cast Iron	.29	3.6E-6	60 Co;90 Sr;137 Cs	105
62	1132	-12' Bmt Rm 8	Roughing Filter	H-44.5";D-34.5"	3475	32.9	Carb St SS	1.2	7.4E-7	60 Co;90 Sr;137 Cs	106
63	1132	-12' Bmt Rm 8	Roughing Filter	H-44.5";D-34.5"	3475	32.9	Carb St SS	.58	3.7E-7	60 Co;90 Sr;137 Cs	107
64	1132	Basement Room 8	Pipe SCH 40	L-130';D-8"	3712	53	Carbon Steel	6.1	3.7E-6	60 Co;90 Sr;137 Cs	108
65	1132	Basement Room 8	Pipe SCH 40	L-150';D-6"	2846	36	Stainless St	8.7	6.8E-6	60 Co;90 Sr;137 Cs	109
66	1132	Bmt N Wall Rm8	Pipe SCH 80	L-8';D-8"	347	3.2	Carbon Steel	.38	2.4E-6	60 Co;90 Sr;137 Cs	110
67	1132	Basement	Gate Valve, 2 ea	4"	212	2.1	Stainless St	.22	2.3E-6	60 Co;90 Sr;137 Cs	111
68	1132	Basement	Gate Valve, 4 ea	6"	712	7.2	Stainless St	1.3	4.0E-6	60 Co;90 Sr;137 Cs	112
69	1132	Basement	Gate Valve, 2 ea	8"	540	6.4	Stainless St	.61	2.5E-6	60 Co;90 Sr;137 Cs	113

1800 SYSTEM RAD WASTE SHIP INFO BY BLDG
12-17-85
10:55:44

ITEM	BLDG	LOC IN BUILDING	ITEM DESCRIPTION	NOTES	NOTES CONTINUED	ADDITIONAL NOTES	FINAL NOTES
38	1111	Canal G	Check Valve	1800 sys;18V191 CG42;250 ur;	551 sq cm fixed		
29	1111	Canal G	Gate Valve	1800 sys;18V200 CG44;250 ur;	4218 sq cm fixed		
30	1111	Canal H	Globe Valve	1800 sys;18V99 CH;175 ur;	5211 sq cm fixed		
33	1111	PPP	Gate Valve, 13 ea	1800 Sys;18V55,-56,-101,-104,	-105,-106,-181,-182,-188,-189,	-192,-193,-199;4218 sq cm fix. 600 ur	
34	1111	PPP	Gate Valve, 8 ea	1800 sys;18V107,-108,-109,-110	-113,-114,-115,-190;6153 sq cm fixed;600 ur		
35	1111	PPP	Check Valve, 3 ea	1800 sys;18V111,-112,-190;	4644 sq cm fixed;600 ur		
36	1111	PPP	Gate Valve, 4 ea	1800 sys;18V01 thru 18V04;9007	sq cm fixed; 600 ur		
37	1111	PPP	Gate Valve, 6 ea	1800 sys;18V116,-117,-118,-136	-131,-135;1041 sq cm fixed;	600 ur	
38	1111	PPP	Check Valve, 5 ea	1800 sys;18V135,-136,-128,-129	-130;774 sq cm fixed;600 ur		
39	1111	PPP	Gate Valve	1800 sys;18V57 PPP-25;1212 sq	cm fixed;600 ur		
40	1111	PPP	Gate Valve, 11 ea	1800 sys;18V07,-08,-09,-10,-11	-12,-13,-14,-37,-53,-54 PPP-25	4218 sq cm fixed;600 ur	
41	1111	PPP	Gate Valve, 4 ea	1800 sys;18V139,-140,-141,-142	261 sq cm fixed; 400 ur		
42	1111	PPP	Gate Valve, 7 ea	1800 sys;18V133,-132,-134,-137	-138,-143,-144;403 sq cm fixed	500 ur	
43	1111	PPP	Pressure Relief, 2 ea	1800 sys;18V148,18V149 PPP-9;	338 sq cm fixed; 400 ur		
44	1111	PPP	Gate Valve, 10 ea	1800 sys;18V183,-184,-185,-186	-187,-194,-195,-196,-197,-198	1057 sq cm fixed;250 ur	
45	1111	PPP	Check Valve, 2 ea	1800 sys;18V05,18V06 PPP-25;	6862 sq cm fixed;600 ur		
1	1112	Canals J&K	Pipe Sch 40	Q&C recirc sys 30'ea canals=278	un 100 sq cm;13851.3 sq cm 30'	350 c/m;3500 d/m;1800 sys	
2	1112	Canal J	Pipe Sch 40	Q&C recirc sys;54715 sq cm;400	c/m;4000 d/m;1800 sys		
3	1112	Canal K	Pipe Sch 40	Q&C recirc sys;15317.28 sq cm;	300 c/m;3000 d/m;1800 sys		
6	1112	Canal K	Gate Valves, 18V65, 18V66	Fixed;4218 sq cm ea;3000 d/m;	1800 sys		
7	1112	Canal J	Gate Valves, 18V67, 18V68	4218 sq cm;fixed;4000 d/m;	1800 sys		
1	1132	Bur 5' in earth	Pipe SCH 40	Q&C Recirc sys from FH to CRAs	and back;1800 sys; buried in	earth;400 ur/hr;144990 sq cm	
2	1132	Out SW Crnr Res	Pipe SCH 40	Exposed;fluidizing distr sys;	15340 sq cm;1800 sys;200 ur/hr		
3	1132	Out SW Crnr Res	Pipe SCH 40	Exposed;fluidizing distr sys;	1847 sq cm;1800 sys;200 ur/hr		
4	1132	Out SW Crnr Res	Pipe SCH 40	Exposed;fluidizing distr sys;	4623 sq cm;1800 sys;200 ur/hr		
5	1132	Out SW Crnr Res	Pipe SCH 40	Exposed;fluidizing distr sys;	33189 sq cm;1800 sys;200 ur/hr		
6	1132	Out SW Crnr Res	Pipe SCH 40	Fixed;fluidizing distr sys;15'	buried in ground in 6" sheath;	9' is exposed;1800 sys;200 ur/ hr;24651 sq cm	
7	1132	Out SW Crnr Res	Pipe SCH 40	Exposed;resin handl sys;fixed;	9964 sq cm;1800 sys;200 ur/hr		
8	1132	Out SW Crnr Res	Pipe SCH 40	Exposed;resin handl sys;12464	sq cm;fixed;1800 sys;200 ur/hr		
9	1132	Out SW Crnr Res	Resin Pit Tank	Cast is concrete;432928 sq cm;	fixed;12 gm.1046 in; 1800 sys	200 ur/hr	
13	1132	1st Floor 0'	Gate Valve, 2 ea	1800 sys;18V176,-177;120 ur/hr	1041 sq cm fixed		
14	1132	1st Floor 0'	Gate Valve, 6 ea	1800 sys;18V31,-69,-174,-175,	-178,-179;160 ur/hr;4218 sq cm fixed		
15	1132	1st Floor 0'	Globe Valve, 2 ea	1800 sys;18V32,-70;120 ur/hr;	5211 sq cm fixed		
16	1132	FH 0' Rm #1	Mixed Bed Deionizer 18U01	Fixed;surface area = 111877 sq	cm;1800 sys;600 ur/hr		
17	1132	FH 0' Rm #1	Mixed Bed Deionizer 18U02	Fixed;surface area = 111877 sq	cm;1800 sys		
49	1132	Bmt Room 7	Fluidizing Pump	Fixed;3097 sq cm;200 ur/hr;	1800 sys		
52	1132	Bmt Room 8	Pipe SCH 40	Q&C recirc sys(2769 units of	100 sq cm);1800 sys;exposed;	126.5' at 135 ur/hr and 126.5' at 30 ur/hr	
53	1132	Bmt Room 8	Pipe SCH 40	Q&C recirc sys(511 units of	100 sq cm);1800 sys;exposed	100 ur/hr	
54	1132	Bmt Room 8	Pipe SCH 40	Q&C recirc sys(35 units of 100	sq cm);1800 sys;exposed;120	ur/hr	
55	1132	Bmt Room 8	Pipe SCH 40	Q&C recirc sys(74 units of 100	sq cm);1800 sys;exposed;120	ur/hr	
56	1132	Bmt Room 8	Pipe SCH 40	Q&C recirc sys(644 units of	100 sq cm);1800 sys;300 ur/hr		
57	1132	Basement	Check Valve	1800 sys;18V173;160 ur/hr;	4644 sq cm fixed		
58	1132	Basement	Gate Valve, 10 ea	1800 sys;18V15,-17,-18,-19,-20	-21,-22,-33,-96,-97;160 ur/hr;	6153 sq cm fixed	
59	1132	Basement	Globe Valve, 2 ea	1800 sys;18V43,-164;160 ur/hr;	8707 sq cm fixed		
60	1132	Basement	Gate Valve	1800 sys;18V36;400 ur/hr;9007	sq cm fixed		
61	1132	Basement	Ball Valve	1800 sys;18V34;400 ur/hr;8075	sq cm fixed		
62	1132	-12' Bmt Rm 8	Roughing Filter	18U03;fixed;1800 sys;6000 d/m	(300 ur/hr);surface area	42850.3 sq cm	
63	1132	-12' Bmt Rm 8	Roughing Filter	18U04;fixed;surface area	42850.3 sq cm;1800 sys;3000	d/m (150 ur/hr)	
64	1132	Basement Room 8	Pipe SCH 40	Q&C Pump out line;1900 sys;	2730 units/100 sq cm;exposed;	250 ur/hr	
65	1132	Basement Room 8	Pipe SCH 40	Q&C Pump out line;exposed;	2417 units/100 sq cm;1900 sys;	400 ur/hr	
66	1132	Bmt N Wall Rm8	Pipe SCH 80	Q&C Pump out sys;exposed;168	units of 100 sq cm;1900 sys;	250 ur/hr	
67	1132	Basement	Gate Valve, 2 ea	1900 sys;19V22,-11;200 ur/hr;	6153 sq cm fixed		
68	1132	Basement	Gate Valve, 4 ea	1900 sys;19V14,-33, [illegible]	5;400 ur/hr;9007 sq cm fixed		
[illegible]	1132	[illegible]	[illegible] Valv[illegible]	[illegible] sys; [illegible]-23 [illegible]	[illegible]r; 1[illegible] cm fi[illegible]		

1800 SYSTEM RAD WASTE SHIP INFO BY BLDG
03-31-86
14:11:50

ITEM	BLDG	LOC IN BUILDING	ITEM DESCRIPTION	SIZE	WT LBS	VOL CU FT	MATL OF CONST	RAD TOT UCI	RAD UCI/GM	PRINCIPLE ISOTOPES	REC#
70	1132	Basement	Gate Valve	10"	450	9.7	Stainless St	1.0	5.0E-6	60 Co;90 Sr;137 Cs	114
71	1132	-12' Bsmt Rm 8	Cuno Filter	B-48";D-36"	300	28	SS Carb Stl	7.6	5.6E-5	60 Co;90 Sr;137 Cs	115
437	1111	0'	Pump & Filter Unit, Quad A								116
449	1111	0'	Pumps over Quad C								117
451	1111	0'	Pump & Filter over Quad D								118
485	1111	-25'	QAC Pump								119
143	1111	0' Canal G	Pump at Top of Canal								120

PD236 Number of Records Read: 115
PT236 Number of Records Selected: 115

1800 SYSTEM RAD WASTE SHIP INFO BY BLDG
12-17-85
10:55:44

ITEM	BLDG	LOC IN BUILDING	ITEM DESCRIPTION	NOTES	NOTES CONTINUED	ADDITIONAL NOTES	FINAL NOTES
70	1132	Basement	Gate Valve	1900 sys;19V15;400 ur/hr;	28328 sq cm fixed		
71	1132	-12' Heat Rm 8	Cuno Filter	19001;fixed;surface area 48153	sq cm;1900 sys;1000 ur/hr;	35000 d/m for rad level	
437	1111	0'	Pump & Filter Unit, Quad A	Fixed;1800 System			
449	1111	0'	Pumps over Quad C	Fixed;1800 System			
451	1111	0'	Pump & Filter over Quad D	Fixed;1800 System			
485	1111	-25'	Q&C Pump	Fixed;1800 System			
143	1111	0' Canal G	Pump at Top of Canal	Fixed;1800 System			

FD235 Number of Records Read: 115
FD236 Number of Records Selected: 115

1900 SYSTEM RAD WASTE SHIP INFO BY BLDG
03-31-86
14:33:28

ITEM	BLDG	LOC IN BUILDING	ITEM DESCRIPTION	SIZE	WT LBS	VOL CU FT	MATL OF CONST	RAD TOT UCI	RAD UCI/GM	PRINCIPLE ISOTOPES	REC#
59	1111	CV	Pipe SCH 40	L-310';D-6"	5881	74.2	Stainless St	1.8E-4	6.7E-11	60 Co;55 Fe	1
60	1111	CV	Pipe SCH 40	L-44';D-8"	1256	17.9	Stainless St	5.4E-1	9.4E-7	60 Co;55 Fe	2
88	1111	-27 CV in Conor	Pipe SCH 80	L-280';D-3"	2870	18.7	Carbon Steel	8.5	6.5E-6	60 Co;55 Fe	3
89	1111	Dry Annulus	Check Valve, 2 ea	6"	358	2.8	Stainless St	3.4E-2	2E-7	60 Co;55 Fe	4
90	1111	Dry Annulus	Ball Valve, 2 ea	6"	356	3.4	Stainless St	5.6E-2	3.4E-7	60 Co;55 Fe	5
91	1111	Dry Annulus	Check Valve, 4 ea	8"	1316	11.8	Stainless St	16.4E-2	27.6E-8	60 Co;55 Fe	6
92	1111	Dry Annulus	Gate Valve, 4 ea	8"	1080	12.8	Stainless St	22E-2	4.4E-7	60 Co;55 Fe	7
279	1111	All Quads&Can E	Pipe SCH 40	L-100';D-4"	1079	11	Carbon Steel	2.4	5E-6	60 Co;55 Fe	8
280	1111	All Quads&Can E	Pipe SCH 80	L-435';D-10"	27756	274	Carbon Steel	66	5.24E-6	60 Co;55 Fe	9
281	1111	All Quads&Can E	Pipe SCH 80	L-145';D-6"	4143	34.7	Carbon Steel	13	6.9[illegible]E-6	60 Co;55 Fe	10
282	1111	Canal E	Globe Valve, 2 ea	6"	490	8.4	Stainless St	13.4E-2	6E-7	60 Co;55 Fe	11
283	1111	Canal E	Gate Valve, 6 ea	10"	2700	19.02	Stainless St	9.6E-1	7.8E-7	60 Co;55 Fe	12
31	1111	Can F,G,H -27'	Pipe SCH 80	L-160';D-5"	1640	10.7	Carbon Steel	6.6	8.8E-6	60 Co;55 Fe	13
32	1111	Canals F,G,H	Pipe SCH 40	L-60';D-4"	647	6.6	Carbon Steel	3.1	1E-4	60 Co;55 Fe	14
49	1111	PPP -25' Level	Pipe SCH 40	L-85';D-10"	3441	53.6	Carbon Steel	108	6.92E-5	60 Co;55 Fe	15
50	1111	PPP -25' Level	Pipe SCH 40	L-31';D-12"	1538	27.5	Carbon Steel	47	6.74E-5	60 Co;55 Fe	16
51	1111	PPP -25' Level	Pipe SCH 40	L-14';D-6"	266	3.4	Carbon Steel	11	9.12E-5	60 Co;55 Fe	17
52	1111	PPP -25' Level	Gate Valve	1"	2.5	.035	Stainless St	4.5E-3	4E-6	60 Co;55 Fe	18
53	1111	PPP -25' Level	Gate Valve	2"	10	.06	Stainless St	7.6E-3	1.6E-6	60 Co;55 Fe	19
54	1111	PPP -25' Level	Check Valve	2"	11	.05	Stainless St	5.3E-3	1E-6	60 Co;55 Fe	20
55	1111	PPP -25' Level	Gate Valve, 4 ea	6"	712	7.2	Stainless St	40.8E-2	8.4E-7	60 Co;55 Fe	21
56	1111	PPP -25' Level	Gate Valve, 2 ea	8"	540	6.4	Stainless St	2E-1	8.4E-7	60 Co;55 Fe	22
57	1111	PPP -25' Level	Check Valve, 2 ea	8"	658	5.8	Stainless St	17.6E-2	5.8E-7	60 Co;55 Fe	23
58	1111	PPP -25' Level	Gate Valve, 2 ea	10"	900	6.34	Stainless St	4.2E-1	10.6E-7	60 Co;55 Fe	24
59	1111	-27	Gate Valve, 3 ea	6"	534	5.4	Stainless St	20.4E-2	8.4E-7	60 Co;55 Fe	25
8	1112	Canals J&K,-27'	Pipe Sch 80	L-190';D-3"	1948	12.7	Carbon Steel	7.8E1	8.8E-5	60 Co;90 Sr;137 Cs	26
9	1112	Canals J&K	Pipe Sch 40	L-40';D-4"	432	4.4	Carbon Steel	2.1E1	1E-4	60 Co;90 Sr;137 Cs	27
4	1112	Hot Pipe Tunnel	Pipe Sch 40	L-200';D-10"	8096	109	Carbon Steel	47	1.28E-5	60 Co;90 Sr;137 Cs	28
5	1112	Hot Pipe Tunnel	Pipe Sch 40	L-400';D-6"	7588	79	Stainless St	58	1.69E-5	60 Co;90 Sr;137 Cs	29

PI235 Number of Records Read: 29
PI236 Number of Records Selected: 29

1900 SYSTEM RAD WASTE SHIP INFO BY BLDG
11-20-85
13:56:59

ITEM	BLDG	LOC IN BUILDING	ITEM DESCRIPTION	NOTES	NOTES CONTINUED	ADDITIONAL NOTES	FINAL NOTES
59	1111	CV	Pipe SCH 40	Q&C Pump Out Sys (4994 units	of 100 sq cm);exposed;80 ur;	1900 sys	
60	1111	CV	Pipe SCH 40	Q&C Pump out system (924 units	of 100 sq cm);exposed;65 ur;	1900 sys	
88	1111	-27 CV in Concr	Pipe SCH 80	Buried in concrete;238268 sq	cm;107855 d/m per 100 sq cm;	400 ur/hr;1900 sys	
89	1111	Dry Annulus	Check Valve, 2 ea	1900 sys;19V40,-41;28 ur;6862	sq cm fixed		
90	1111	Dry Annulus	Ball Valve, 2 ea	1900 sys;19V40,-41;40 ur;8075	sq cm fixed		
91	1111	Dry Annulus	Check Valve, 4 ea	1900 sys;19V36,-37,-38,-39;40	ur;11558 sq cm fixed		
92	1111	Dry Annulus	Gate Valve, 4 ea	1900 sys;19V36,-37,-38,-39;45	ur;13622 sq cm fixed		
279	1111	All Quads&Can E	Pipe SCH 40	Exposed;109436 sq cm;107855	d/m per 100 sq cm;250 ur;	1900 sys	
280	1111	All Quads&Can E	Pipe SCH 80	Q&C pump out sys;1900 sys;rad	lev tot 2271.2 ur/Can or Quadx	avg d/m ea Quad or Can tot div 2.22E6;used 4 Quads and Can E	
281	1111	All Quads&Can E	Pipe SCH 80	Q&C pump out sys;rad lvl 467.2	ur/100 sq cm x avg d/m per Can	or Quad,tot div 2.22E6;1900	sys
282	1111	Canal E	Globe Valve, 2 ea	1900 sys;19W43,-44;85 ur;8849	sq cm fixed		
283	1111	Canal E	Gate Valve, 6 ea	1900 sys;19W07,-08,-09,-10,-11	-24;65 ur;28328 sq cm fixed		
31	1111	Can F,G,H -27'	Pipe SCH 80	Buried in concrete;136153.6 sq	cm;107855 dpm/100 sq cm;1900	sys	
32	1111	Canals F,G,H	Pipe SCH 40	Exposed;65661.6 sq cm;107855	dpm/100 sq cm;1900 sys		
49	1111	PPP -25' Level	Pipe SCH 40	107855 avg dpm/100 sq cm x	2219 units of 100 sq cm/85'div	2.22E6;Q&C pump-out sys;	exposed;1900 sys
50	1111	PPP -25' Level	Pipe SCH 40	Used 107855 dpm/100 sq cm x	962 units of 100 sq cm div.	2.22E6;Q&C pump-out sys;	exposed;1900 sys
51	1111	PPP -25' Level	Pipe SCH 40	107855 dpm/100 sq cm x 226 un	of 100 sq cm div. 2.22E6;Q&C	pump-out sys;exposed;1900	sys
52	1111	PPP -25' Level	Gate Valve	1900 sys;19V31 PPP;660 sq cm	fixed;85 ur		
53	1111	PPP -25' Level	Gate Valve	1900 sys;19V30 PPP-25;1041 sq	cm fixed;85 ur		
54	1111	PPP -25' Level	Check Valve	1900 sys;19V32 PPP-27;774 sq	cm fixed;85 ur		
55	1111	PPP -25' Level	Gate Valve, 4 ea	1900 sys;19V12,-27,-28,-29 PPP	-25;9007 sq cm fixed;85 ur		
56	1111	PPP -25' Level	Gate Valve, 2 ea	1900 sys;19W03,-04 PPP-20;	13622 sq cm fixed;85 ur		
57	1111	PPP -25' Level	Check Valve, 2 ea	1900 sys;19W05,-06 PPP;85 ur;	11558 sq cm fixed		
58	1111	PPP -25' Level	Gate Valve, 2 ea	1900 sys;19W01,-02 PPP-25;	28328 sq cm fixed;85 ur		
59	1111	-27	Gate Valve, 3 ea	1900 sys;19V20,-21,-22 RB-27;	9007 sq cm fixed;85 ur		
8	1112	Canals J&K,-27'	Pipe Sch 80	Buried in concrete;161682 sq	cm;107855 dpm/100 sq cm;1900	sys	
9	1112	Canals J&K	Pipe Sch 40	Exposed;43774 sq cm;107855 dpm	per 100 sq cm;1900 sys		
4	1112	Hot Pipe Tunnel	Pipe Sch 40	Q&C pump out pipes-rad lvl=	20000dpm(est actv) x 5221(un	100 sq cm/200')div 2.22E-6=tot 522098 sq cm;1900 sys	
5	1112	Hot Pipe Tunnel	Pipe Sch 40	Q&C pump out pipes-rad lvl=	20000dpm(est actv)x 6444(un	100 sq cm/400')div 2.22E-6=tot 644352 sq cm;1900 sys	

PD235 Number of Records Read: 29
PD236 Number of Records Selected: 29

2000 SYSTEM RAD WASTE SHIP INFO BY BLDG
03-31-86
14:36:24

ITEM	BLDG	LOC IN BUILDING	ITEM DESCRIPTION	SIZE	WT LBS	VOL CU FT	MATL OF CONST	RAD TOT UCI	RAD UCI/GM	PRINCIPLE ISOTOPES	INDEX
87	1111	-44 CV Sub-Pile	Hot Sump in Sub-Pile Rm, 3/8" Wall.	L-38";D-123"	2875	332	Carbon Steel	4.9E1	3.7E-5	60 Co;55 Fe	6
93	1111	CV	Pipe SCH 80	L-46';D-6"	1314	11	Carbon Steel	4.8	8.2E-6	60 Co;55 Fe	7
94	1111	CV	Pipe SCH 80	L-7';D-6"	200	1.7	Carbon Steel	7.4E-1	8.1E-6	60 Co;55 Fe	8
95	1111	CV	Pipe SCH 40	L-10';D-6"	190	2.4	Carbon Steel	1.2	1.3E-5	60 Co;55 Fe	9
96	1111	CV	Pipe SCH 80	L-11';D-6"	314	2.6	Carbon Steel	3.6E-1	2.5E-6	60 Co;55 Fe	10
97	1111	CV	Pipe SCH 80	L-56';D-6"	1600	13.4	Carbon Steel	3.7	5.1E-6	60 Co;55 Fe	11
98	1111	-25'	Pipe SCH 40	L-64';D-6"	1214	15.3	Carbon Steel	4.6	8.4E-6	60 Co;55 Fe	12
99	1111	Quad A	Pipe SCH 80	L-44';D-6"	1257	10.5	Carbon Steel	3.5	6.1E-6	60 Co;55 Fe	13
100	1111	-25' Dry Annuls	Pipe SCH 40	L-52';D-1.5"	141	1	Carbon Steel	1.3E-1	2E-6	60 Co;55 Fe	14
101	1111	-25' Dry Annuls	Pipe SCH 40	L-100';D-2"	365	3.1	Carbon Steel	2E-1	1.2E-6	60 Co;55 Fe	15
102	1111	-25' Dry Annuls	Pipe SCH 40	L-10';D-2"	104	.3	Carbon Steel	1.8E-2	3.8E-7	60 Co;55 Fe	16
103	1111	-25' Dry Annuls	Pipe SCH 40	L-16';D-2.5"	93	.7	Carbon Steel	3.5E-2	8.3E-7	60 Co;55 Fe	17
104	1111	-40' Dry Annuls	Pipe SCH 40	L-35';D-1-1/4"	80	.5	Carbon Steel	1.9E-2	5.2E-7	60 Co;55 Fe	18
105	1111	Dry Annulus	Ball Valve, 2 ea	1/2"	2	.016	Stainless St	7.2E-4	7.8E-7	60 Co;55 Fe	19
106	1111	Dry Annulus	Ball Valve, 4 ea	1"	10	.08	Stainless St	28.8E-4	6E-7	60 Co;55 Fe	20
107	1111	Dry Annulus	Gate Valve, 3 ea	2"	30	.18	Stainless St	10.8E-3	7.8E-7	60 Co;55 Fe	21
108	1111	Dry Annulus	Check Valve, 2 ea	2"	22	.10	Stainless St	5E-3	5E-7	60 Co;55 Fe	22
118	1111	Quad A	Globe Valve	1/4"	1	.015	Stainless St	8.6E-3	1.9E-5	60 Co;55 Fe	23
119	1111	Quad A	Ball Valve	3/4"	1.5	.014	Stainless St	8.1E-3	1.1E-5	60 Co;55 Fe	24
120	1111	Quad A	Ball Valve	1"	2.5	.02	Stainless St	1.1E-2	1E-5	60 Co;55 Fe	25
121	1111	Quad A	Check Valve	1-1/2"	5	.02	Stainless St	1.4E-2	6.3E-6	60 Co;55 Fe	26
122	1111	Quad A	Globe Valve, 2 ea	1-1/2"	14	.14	Stainless St	5.4E-2	8.4E-6	60 Co;55 Fe	27
123	1111	Quad A	Ball Valve, 6 ea	1-1/2"	30	.18	Stainless St	8.4E-2	6E-6	60 Co;55 Fe	28
150	1111	Quad B	Globe Valve	2-1/2"	18	.20	Stainless St	7.5E-3	9.2E-7	60 Co;55 Fe	29
233	1111	Quad C	Globe Valve, 2 ea	1-1/2"	14	.14	Stainless St	5.6E-2	8.8E-6	60 Co;55 Fe	31
234	1111	Quad C	Ball Valve	1-1/2"	5	.03	Stainless St	4.5E-6	2E-9	60 Co;55 Fe	32
272	1111	Quad D	Globe Valve, 5 ea	1-1/2"	35	.35	Stainless St	13.5E-2	8.5E-6	60 Co;55 Fe	33
284	1111	Canal E	Gate Valve, 3 ea	6"	534	5.4	Stainless St	7.8E-1	3E-6	60 Co;55 Fe	34
377	1111	Sub-Pile Room	Gate Valve	1"	2.5	.035	Stainless St	1.2E-2	1E-5	60 Co;55 Fe	35
378	1111	Sub-Pile Room	Check Valve	1"	2.5	.018	Stainless St	8.6E-3	7.6E-6	60 Co;55 Fe	36
379	1111	Sub-Pile Room	Pressure Relief	1"	2.5	.035	Stainless St	8.6E-3	7.6E-6	60 Co;55 Fe	37
380	1111	Sub-Pile Room	Ball Valve	1"	2.5	.02	Stainless St	9.9E-3	8.7E-6	60 Co;55 Fe	38
381	1111	Sub-Pile Room	Gate Valve, 3 ea	2"	30	.18	Stainless St	7.1E-2	5.7E-6	60 Co;55 Fe	39
60	1111	-15'Pumpout Ln	Pipe SCH 40	L-8';D-3"	61	.5	Carbon Steel	2.4E-2	8.8E-7	60 Co;55 Fe	40
61	1111	-15'	Pipe SCH 40	L-20';D-3"	150	1.3	Carbon Steel	5.3E-2	7.8E-7	60 Co;55 Fe	41
62	1111	-15'	Pipe SCH 40	L-130';D-3"	984	8.7	Carbon Steel	2.9	6.7E-6	60 Co;55 Fe	42
63	1111	-15'	Pipe SCH 40	L-16';D-4"	173	1.8	Carbon Steel	4.7E-1	6E-6	60 Co;55 Fe	43
64	1111	-15'to -25'	Pipe SCH 40	L-235';D-2-1/2	1361	10.6	Carbon Steel	4.4E-1	7.2E-7	60 Co;55 Fe	44
65	1111	-25'	Pipe SCH 40	L-16';D-6"	304	4	Carbon Steel	1.6	1.1E-5	60 Co;55 Fe	45
66	1111	-25'	Pipe SCH 40	L-70';D-12"	3472	62	Carbon Steel	5.8E-1	3.7E-7	60 Co;55 Fe	46
67	1111	-25'	Pipe SCH 40	L-28';D-4"	302	3.1	Carbon Steel	7.4E-2	5.4E-7	60 Co;55 Fe	47
68	1111	-25'	Pipe SCH 40	L-21';D-1"	35	.2	Carbon Steel	1.1E-2	7.5E-7	60 Co;55 Fe	48
69	1111	-15'South Wall	RB Decon Rm;Sump 1/2" Wall	H-62";D-48"	2380	65	Stainless St	7.7E-1	7.1E-7	60 Co;55 Fe	49
70	1111	-25' Level PPP	Pipe SCH 40	L-16';D-2"	58	.5	Carbon Steel	6.2E-1	2.3E-5	60 Co;55 Fe	50
71	1111	Canal H PPP -25	Pipe SCH 40	L-86';D-2"	314	2.6	Carbon Steel	3.3	2.3E-5	60 Co;55 Fe	51
72	1111	-10	Gate Valve	2-1/2"	16	.09	Stainless St	3.4E-2	4.7E-6	60 Co;55 Fe	52
73	1111	-15	Pressure Valve	3"	30	.55	Stainless St	3.4E-3	2.5E-7	60 Co;55 Fe	53
74	1111	-15	Gate Valve, 2 ea	3"	82	1.24	Stainless St	3.0E-2	8E-7	60 Co;55 Fe	54
75	1111	-25	Gate Valve, 2 ea	2-1/2"	32	.18	Stainless St	9.6E-3	6.6E-7	60 Co;55 Fe	55
76	1111	-25	Check Valve	2-1/2"	14	.07	Stainless St	1.8E-2	2.8E-5	60 Co;55 Fe	56
77	1111	-25	Gate Valve, 2 ea	6"	356	3.6	Stainless St	3.2E-1	2E-6	60 Co;55 Fe	57
78	1111	PPP	Gate Valve, 2 ea	4"	212	2.06	Stainless St	2.4E-1	2.4E-6	60 Co;55 Fe	58
79	1111	PPP	Check Valve	4"	117	.75	Stainless St	1E-1	1.9E-6	60 Co;55 Fe	59
80	1111	PPP	Gate Valve, 2 ea	6"	356	3.6	Stainless St	4E-1	2.4E-6	60 Co;55 Fe	60

2000 SYSTEM RAD WASTE SHIP INFO BY BLDG
12-17-85
09:02:39

ITEM	BLDG	LOC IN BUILDING	ITEM DESCRIPTION	NOTES	NOTES CONTINUED	ADDITIONAL NOTES	FINAL NOTES
87	1111	-44 CV Sub-Pile	Hot Sump in Sub-Pile Rm, 3/8" Wall	171388 sq cm (185 sq ft);sump	is actually part of sub-pile	rm, encased in concrete;64000	d/m;2000 sys
93	1111	CV	Pipe SCH 80	Buried in concrete;hot drain	from 20V53 to SPR;67821 sq cm;	800 ur/hr;2000 sys	
94	1111	CV	Pipe SCH 80	Buried in concrete;hot drain	from 20V53 to drain header;	10320 sq cm;800 ur/hr;2000 sys	
95	1111	CV	Pipe SCH 40	Exposed;16109 sq cm;hot drain	from 20V53 to trench;16109 sq	cm;800 ur/hr;2000 sys	
96	1111	CV	Pipe SCH 80	Buried in concrete;hot drain	from 20V53 to trench;16218 sq	cm;250 ur/hr;2000 sys	
97	1111	CV	Pipe SCH 80	Buried in concrete;reactor	tank drain to trench;82565 sq	cm;500 ur/hr;2000 sys	
98	1111	-25'	Pipe SCH 40	Exposed;reactor tank drain in	trench;103,100 sq cm;500 ur/hr	2000 sys	
99	1111	Quad A	Pipe SCH 80	Buried in concrete;hot drain	Quad A floor;64872 sq cm;600	ur/hr;2000 sys	
100	1111	-25' Dry Annula	Pipe SCH 40	24010 sq cm exposed;Ref. Dwg	00375,00376,00385;60 ur;2000	sys	
101	1111	-25' Dry Annula	Pipe SCH 40	57786 sq cm exposed;Ref. Dwy	00375,00376,00385;40 ur;2000	sys	
102	1111	-25' Dry Annula	Pipe SCH 40	5018 sq cm; buried in concrete	Ref Dwg 00375, 00376, 00385;	40 ur;2000 sys	
103	1111	-25' Dry Annula	Pipe SCH 40	11193 sq cm exposed;Ref. Dwg	00375, 00376, 00385;35 ur;2000	sys	
104	1111	-40' Dry Annula	Pipe SCH 40	14112 sq cm exposed;Ref. Dwg	00375,00376,00385;15 ur;2000	sys	
105	1111	Dry Annulus	Ball Valve, 2 ea	2000 sys;20V154,-156;20 ur;238	sq cm fixed		
106	1111	Dry Annulus	Ball Valve, 4 ea	2000 sys;20V151,-152,-153,-155	20 ur; 428 sq cm fixed		
107	1111	Dry Annulus	Gate Valve, 3 ea	2000 sys;20V13,-14,-17;40 ur;	1041 sq cm fixed		
108	1111	Dry Annulus	Check Valve, 2 ea	2000 sys;20V15,-16;40 ur;774	sq cm fixed		
118	1111	Quad A	Globe Valve	2000 sys;20V136;320 ur;325 sq	cm fixed		
119	1111	Quad A	Ball Valve	2000 sys;20V141;300 ur;338 sq	cm fixed		
120	1111	Quad A	Ball Valve	2000 sys;20V127;320 ur;428 sq	cm fixed		
121	1111	Quad A	Check Valve	2000 sys;20V128;320 ur;551 sq	cm fixed		
122	1111	Quad A	Globe Valve, 2 ea	2000 sys;20V64,-65;300 ur;1044	sq cm fixed		
123	1111	Quad A	Ball Valve, 6 ea	2000 sys;20V135,-137,-138,-139	-140,-127;320 ur;538 sq cm	fixed	
150	1111	Quad B	Globe Valve	2000 sys;20V66;40 ur;2115 sq	cm fixed		
233	1111	Quad C	Globe Valve, 2 ea	2000 sys;20V67,-68;320 ur;1044	sq cm fixed		
234	1111	Quad C	Ball Valve	2000 sys;20V134;320 ur;538 sq	cm fixed		
272	1111	Quad D	Globe Valve, 5 ea	2000 sys;20V69,-70,-71,-72,-73	300 ur;1044 sq cm fixed		
284	1111	Canal E	Gate Valve, 3 ea	2000 sys;20V63,-54,-58;320 ur;	9007 sq cm fixed		
377	1111	Sub-Pile Room	Gate Valve	2000 sys;20V10;225 ur;660 sq	cm fixed		
378	1111	Sub-Pile Room	Check Valve	2000 sys;20V09;320;397 sq cm	fixed		
379	1111	Sub-Pile Room	Pressure Relief	2000 sys;20V12;320 ur;397 sq	cm fixed		
380	1111	Sub-Pile Room	Ball Valve	2000 sys;20V12;275 ur;428 sq	cm fixed		
381	1111	Sub-Pile Room	Gate Valve, 3 ea	2000 sys;20V07,-08,-60;300 ur;	1041 sq cm fixed		
60	1111	-15'Pumpout Ln	Pipe SCH 40	Exposed;6808 sq cm;40 ur/hr;	2000 sys		
61	1111	-15'	Pipe SCH 40	Buried in dirt;14902 sq cm;40	ur/hr;2000 sys		
62	1111	-15'	Pipe SCH 40	Exposed;110629 sq cm;300 ur/hr	2000 sys		
63	1111	-15'	Pipe SCH 40	Exposed;17510 sq cm; 300 ur/hr	2000 sys		
64	1111	-15'to -25'	Pipe SCH 40	164397 sq cm exposed;30 ur/hr;	Ref. Dwg. 00375,00376,00385;	2000 sys	
65	1111	-25'	Pipe SCH 40	Exposed in trench -25';25775	sq cm; 80 ur/hr;2000 sys		
66	1111	-25'	Pipe SCH 40	Hot drain in trench to PPP	sump;217207 sq cm;exposed in	trench;30 ur/hr;2000 sys	
67	1111	-25'	Pipe SCH 40	27444 sq cm;30 ur/hr; 2000 sys			
68	1111	-25'	Pipe SCH 40	5346 sq cm buried in concrete;	Ref. Dwg. 00375,00376,00385;	2000 sys;25 ur/hr	
69	1111	-15'South Wall	RB Decon Rm;Sump 1/2" Wall	106990 sq cm (116 sq ft);Ref.	Dwg. 00415;exposed;80 ur/hr;	2000 sys	
70	1111	-25' Level PPP	Pipe SCH 40	Exposed;H.D. from Canal H in	PPP Rm. to hot sump;Ref. Dwg.	00375,00376,00385;9246 sq cm;	1500 c/m;2000 sys
71	1111	Canal H PPP -25	Pipe SCH 40	Buried in concrete;49693 sq cm	2000 sys; 1500 c/m		
72	1111	-10	Gate Valve	2000 sys;20V56 RB-10;1212 sq	cm fixed;320 ur		
73	1111	-15	Pressure Valve	2000 sys;20V133 RB-15;3818 sq	cm fixed;10 ur		
74	1111	-15	Gate Valve, 2 ea	2000 sys;20V148,-149 RB-15;	4218 sq cm fixed;40 ur		
75	1111	-25	Gate Valve, 2 ea	2000 sys;20V01,-55 RB-25;1212	sq cm fixed;45 ur		
76	1111	-25	Check Valve	2000 sys;20V57 RB-25;1006 sq	cm fixed;200 ur		
77	1111	-25	Gate Valve, 2 ea	2000 sys;20V53,-62 RB-25;9007	sq cm fixed;200 ur		
78	1111	PPP	Gate Valve, 2 ea	2000 sys;20V03,-59 PPP;6153 sq	cm fixed;225 ur		
79	1111	PPP	Check Valve	2000 sys;20V04 PPP;4644 sq cm	fixed;250 ur		
80	1111	PPP	Gate Valve, 2 ea	2000 sys;20V02,-05 P[illegible]77 sq cm	fixed;250 ur		

2000 SISTEM RAD WASTE SHIP INFO BY BLDG
03-31-86
14:36:24

ITEM	BLDG	LOC IN BUILDING	ITEM DESCRIPTION	SIZE	WT LBS	VOL CU FT	MATL OF CONST	RAD TOT UCI	RAD UCI/GM	PRINCIPLE ISOTOPES	[illegible]
81	1111	PPP	Check Valve, 2 ea	6"	358	2.8	Stainless St	1.8E-1	1.1E-6	60 Co;55 Fe	61
82	1111	-25' Level	PPP Room Hot Sump 1/2" Wall	H-7'6";D-7'	4983	289	Carbon Steel	4E1	1.7E-4	60 Co;55 Fe	62
10	1112	Flrs;Hot Cells	Pipe Sch 40	L-8';D-3"	61	0.4	Cast Iron	21	7.7E-4	60 Co;90 Sr;137 Cs	67
11	1112	Flrs;Hot Cells	Pipe Sch 40	L-312';D-4"	3366	27	Cast Iron	1.1E3	7.2E-4	60 Co;90 Sr;137 Cs	68
12	1112	Flrs;Hot Cells	Pipe Sch 40	L-20';D-3/4"	23	0.1	Carbon Steel	2.2	2.1E-4	60 Co;90 Sr;137 Cs	69
13	1112	Flrs;Hot Cells	Pipe Sch 40	L-11';D-2"	40	.24	Cast Iron	9.9	5.4E-4	60 Co;90 Sr;137 Cs	70
14	1112	HPT	Pipe Sch 40	L-55';D-4"	593	4.8	Stainless St	2.7E2	1E-3	60 Co;90 Sr;137 Cs	71
15	1112	HPT	Pipe	L-112';D-4"	300	9.8	Polyethene	4.4E3	3.2E-2	60 Co;90 Sr;137 Cs	72
16	1112	HPT	Pipe	L-64';D-3"	75	1.4	Polyethene	9.9E2	2.9E-2	60 Co;90 Sr;137 Cs	73
17	1112	HPT	Pipe Sch 40	L-266';D-8"	7594	93	Carbon Steel	1.6E3	4.7E-4	60 Co;90 Sr;137 Cs	74
18	1112	HPT	Pipe Sch 40	L-10';D-3"	76	0.5	Cast Iron	30	8.9E-4	60 Co;90 Sr;137 Cs	75
19	1112	HPT	Pipe Sch 40	L-7';D-2"	26	0.2	Cast Iron	7.2	6.2E-4	60 Co;90 Sr;137 Cs	76
20	1112	HPT	Pipe Sch 40	L-31';D-3/4"	35	0.1	Carbon Steel	7.1	4.4E-4	60 Co;90 Sr;137 Cs	77
21	1112	HPT	Pipe Sch 40	L-130';D-4"	1403	11	Cast Iron	5.1E2	8E-4	60 Co;90 Sr;137 Cs	78
22	1112	HPT	Check Valve, 2 ea	2-1/2"	28	.14	Stainless St	9	14E-4	60 Co;90 Sr;137 Cs	79
23	1112	HPT	Gate Valve, 2 ea	2-1/2"	32	.18	Stainless St	6.4E-2	8.8E-6	60 Co;90 Sr;137 Cs	80
24	1112	HPT	Gate Valve	3"	41	.62	Stainless St	1.5E1	8.1E-4	60 Co;90 Sr;137 Cs	81
25	1112	HPT,-12' Level	Hot Lab Hot Sump, 1/2" Wall	H-7';D-48"	2030	4.2	Carbon Steel	4.72	5.15E-4	60 Co;90 Sr;137 Cs	82
18	1132	FH 1st Floor	Gate Valve	1"	2.5	.035	Stainless St	.01	8.4E-6	60 Co;90 Sr;137 Cs	103
19	1132	FH 1st Floor	Gate Valve	1"	2-1/2	.035	Stainless St	.01	8.4E-6	60 Co;90 Sr;137 Cs	104
20	1132	FH 1st Floor	Butterfly Valve	3"	29	.09	Stainless St	.02	1.4E-6	60 Co;90 Sr;137 Cs	104
21	1132	FH 1st Floor	Gate Valve, 2 ea	3"	82	1.2	Stainless St	.12	3.3E-6	60 Co;90 Sr;137 Cs	105
50	1132	Bsmt Room 7	Hot Sump Liner; 1/2" Wall	H-4';D-5.5'	2400	121	Carbon Steel	.97	8.9E-7	60 Co;90 Sr;137 Cs	107
51	1132	Bsmt Room 7	Filter, Waste Cleanup,#20002 3/8 Wl	H-41";D-17.5"	293	5.7	Stainless St	.27	2.0E-6	60 Co;90 Sr;137 Cs	108
72	1132	Basement Rm 8	Pipe SCH 40	L-12';D-3"	91	.8	Stainless St	.29	7.1E-6	60 Co;90 Sr;137 CS	109
73	1132	Basement Rm 8	Pipe SCH 40	L-29';D-2"	106	.9	Stainless St	.23	4.7E-6	60 Co;90 Sr;137 CS	110
74	1132	Basement Rm 8	Pipe SCH 40	L-5';D-1-1/2"	14	.1	Stainless St	.03	4.9E-6	60 Co;90 Sr;137 CS	111
75	1132	Basement Rm 8	Pipe SCH 40	L-73';D-2-1/2"	423	3.3	Carbon Steel	1.5	7.7E-6	60 Co;90 Sr;137 CS	112
76	1132	Basement Rm 8	Pipe SCH 40	L-8';D-2"	29	.2	Carbon Steel	.06	4.8E-6	60 Co;90 Sr;137 CS	113
77	1132	Basement Rm 8	Pipe SCH 40	L-15';D-1-1/2"	41	.3	Carbon Steel	.09	5E-6	60 Co;90 Sr;137 CS	114
78	1132	Basement Rm 8	Pipe SCH 40	L-26';D-4"	281	2.9	Stainless St	.26	2.0E-6	60 Co;90 Sr;137 CS	115
79	1132	Basement Rm 8	Pipe SCH 40	L-65';D-8"	1855	26.4	Carbon Steel	36.9	4.4E-5	60 Co;90 Sr;137 CS	116
80	1132	Basement Rm 8	Pipe SCH 40	L-99';D-6"	1878	23.7	Carbon Steel	57.5	6.7E-5	60 Co;90 Sr;137 CS	117
81	1132	Basement Rm 8	Pipe SCH 40	L-128';D-4"	1381	14.1	Carbon Steel	1.3	2.0E-6	60 Co;90 Sr;137 CS	118
82	1132	Basement Rm 8	Pipe SCH 40	L-50';D-3"	378	3.3	Carbon Steel	.57	3.4E-6	60 Co;90 Sr;137 CS	119
83	1132	Basement	Gate Valve	4"	106	1	Stainless St	.11	2.3E-6	60 Co;90 Sr;137 CS	120
84	1132	Basement	Butterfly Valve, 2 ea	6"	120	.41	Cast Iron	.13	2.3E-6	60 Co;90 Sr;137 CS	121
85	1132	Basement	Gate Valve, 6 ea	6"	1068	11	Stainless St	1.46	3.0E-6	60 Co;90 Sr;137 CS	122
86	1132	Basement	Gate Valve, 2 ea	2-1/2"	32	.18	Stainless St	.03	2.3E-6	60 Co;90 Sr;137 CS	123
87	1132	Basement	Check Valve, 2 ea	2-1/2"	28	.14	Stainless St	.03	2.1E-6	60 Co;90 Sr;137 CS	124
88	1132	Basement	Gate Valve, 2 ea	3"	82	1.2	Stainless St	.15	4.1E-6	60 Co;90 Sr;137 CS	125
89	1132	Basement	Check Valve	3"	37	.66	Stainless St	.08	4.7E-6	60 Co;90 Sr;137 CS	126
90	1132	Basement	Check Valve, 2 ea	1-1/2"	10	.046	Stainless St	.03	7E-6	60 Co;90 Sr;137 CS	127
91	1132	Basement	Gate Valve, 2 ea	1-1/2"	11	.12	Stainless St	.03	5.7E-6	60 Co;90 Sr;137 CS	128
92	1132	Basement	Globe Valve, 3 ea	2"	30	.34	Stainless St	.06	4.2E-6	60 Co;90 Sr;137 CS	129
93	1132	Basement	Gate Valve	2"	10	.06	Stainless St	.01	3.1E-6	60 Co;90 Sr;137 CS	130
94	1132	Bsmt Equip Rm 8	Laundry Sump;1/2" Wall	H-49";D-42"	1325	39	Carbon Steel	.67	.44E-7	60 Co;90 Sr;137 CS	131
95	1132	Bsmt N Wall -5'	Laundry Drain Strainer Type Fil 1/4	H-17";D-15"	83	1.7	Carbon Steel	.30	8.0E-6	60 Co;90 Sr;137 CS	132
96	1132	Bsmt -12' Rm 8	Laundry Sump Filter	H-24";D-9"	86	.9	Stainless St	.21	5.3E-6	60 Co;90 Sr;137 CS	133
1	1133	Room 1	Gate Valve	1/2"	2	.008	Stainless St	.16	1.8E-4	60 Co;90 Sr;137 Cs	136
2	1133	Room 1	Globe Valve, 2 ea	1/4"	2	.024	Stainless St	.41	4.5E-4	60 Co;90 Sr;137 Cs	137
3	1133	Room 1	Butterfly	1-1/2"	7	.07	Stainless St	.34	1.5E-4	60 Co;90 Sr;137 Cs	138
35	1133	-15', Room 15	Pipe SCH 40	L-60';D-4"	647	6.6	Carbon Steel	60.6	2.1E-4	60 Co;90 Sr;137 Cs	139
36	1133	-15', Room 15	Pipe SCH 40	L-7';D-2-1/2"	41	.3	Carbon Steel	1.8	9.5E-5	60 Co;90 Sr;137 Cs	140

2000 SYSTEM RAD WASTE SHIP INFO BY BLDG
12-17-85
09:02:39

ITEM	BLDG	LOC IN BUILDING	ITEM DESCRIPTION	NOTES	NOTES CONTINUED	ADDITIONAL NOTES	FINAL NOTES
81	1111	PPP	Check Valve, 2 ea	2000 sys;20V06,-61 PPP;6862	sq cm fixed;300 ur		
82	1111	-25' Level	PPP Room Hot Sump 1/2" Wall	224728 sq cm (242 sq ft);encas	in concrete;4000 c/m;2000 sys		
10	1112	Flrs;Hot Cells	Pipe Sch 40	5961 sq cm HLAHPT Ht Drns&Flrs	Ref Dwg PF04645,-46,-47,buried	40 mr; 2000 sys	
11	1112	Flrs;Hot Cells	Pipe Sch 40	305800 sq cm HLAHPT Ht Drns &	Flrs; Ref Dwg PF04645,-46,-47,	buried, 40 mr, 2000 sys	
12	1112	Flrs;Hot Cells	Pipe Sch 40	HLAHPT Ht Drns&Flrs;Ref Dwgs	PF04645,-46,-47,buried,2000sys	10 mr;2000 sys;2505 sq cm	
13	1112	Flrs;Hot Cells	Pipe Sch 40	HLAHPT Ht Drns&Flrs;Ref Dwgs	PF04645,-46,-47,buried,20 mr;	2000 sys;5519 sq cm	
14	1112	HPT	Pipe Sch 40	HLAHPT Ht Drns&Flrs;Ref Dwgs	PF04645,-46,-47,exposed,	50 mr;2000 sys;60192 sq cm	
15	1112	HPT	Pipe	HLAHPT Ht Drns&Flrs;Ref Dwgs	PF04645,-46,-47,exposed;13	readings from 11-2200 mr-avg	39mr;2000 sys;122573 sq cm
16	1112	HPT	Pipe	HLAHPT Ht Drns&Flrs;Ref Dwgs	PF04645,-46,-47,exposed;300mr;	2000 sys;36983 sq cm	
17	1112	HPT	Pipe Sch 40	HLAHPT Ht Drns&Flrs;Ref Dwgs	PF04645,-46,-47,exposed;tot	inc 15' in pipe chase to RB;32 mr avg;2000sys;558496 sq cm	
18	1112	HPT	Pipe Sch 40	HLAHPT Ht Drns&Flrs;Ref Dwgs	PF04645,-46,-47,exposed;40 mr;	2000 sys;8510 sq cm	
19	1112	HPT	Pipe Sch 40	HLAHPT Ht Drns&Flrs;Ref Dwgs	PF04645,-46,-47,exposed;20 mr;	2000 sys;4045 sq cm	
20	1112	HPT	Pipe Sch 40	HLAHPT Ht Drns&Flrs;Ref Dwgs	PF04645,-46,-47,exposed;10 mr;	2000 sys;7920 sq cm	
21	1112	HPT	Pipe Sch 40	HLAHPT Ht Drns&Flrs;Ref Dwgs	PF04645,-46,-47,exposed;40 mr;	2000 sys;142272 sq cm	
22	1112	HPT	Check Valve, 2 ea	20V19 ,20V21 HPT;50mr/hr;1006	sq cm fixed;2000 sys;2 ea		
23	1112	HPT	Gate Valve, 2 ea	20V18 HPT, 20V20 HPT,300ur/hr;	1212 sq cm fixed;2000 sys,2 ea		
24	1112	HPT	Gate Valve	4218 sq cm fixed; 40mr/hr;2000	sys;20V100		
25	1112	HPT,-12' Level	Hot Lab Hot Sump, 1/2" Wall	105068 sq cm;encased in conc;	access by hatch loc out near	trk door entrance to HL;50 mr	inside;2000 sys
18	1132	FH 1st Floor	Gate Valve	2000 sys;20V113 (rm 4);160 ur/	hr;660 sq cm fixed		
19	1132	FH 1st Floor	Gate Valve	2000 sys;20V113;160 ur/hr;660	sq cm fixed		
20	1132	FH 1st Floor	Butterfly Valve	2000;20V39;160 ur/hr;1309 sq	cm fixed		
21	1132	FH 1st Floor	Gate Valve, 2 ea	2000 sys;20V38,-124;160 ur/hr;	4218 sq cm fixed		
50	1132	Bsmt Room 7	Hot Sump Liner; 1/2" Wall	Encased in concrete;108327 sq	cm;1 mr/hr;Ref PF00770;2000	sys	
51	1132	Bsmt Room 7	Filter, Waste Cleanup,#20U02 3/8 Wl	Fixed;17646 sq cm;1.75 mr/hr;	2000 sys		
72	1132	Basement Rm 8	Pipe SCH 40	10212 sq cm exposed;	2000 sys;320 ur/hr		
73	1132	Basement Rm 8	Pipe SCH 40	16758 sq cm exposed;2000 sys;	150 ur/hr		
74	1132	Basement Rm 8	Pipe SCH 40	2309 sq cm exposed;2000 sys;	150 ur/hr		
75	1132	Basement Rm 8	Pipe SCH 40	51068 sq cm exposed;2000 sys;	320 ur/hr		
76	1132	Basement Rm 8	Pipe SCH 40	4623 sq cm exposed;2000 sys;	150 ur/hr		
77	1132	Basement Rm 8	Pipe SCH 40	6926 sq cm exposed;2000 sys;	150 ur/hr		
78	1132	Basement Rm 8	Pipe SCH 40	28454 sq cm exposed;2000 sys	100 ur/hr		
79	1132	Basement Rm 8	Pipe SCH 40	136474 sq cm exposed;2000 sys;	3000 ur/hr		
80	1132	Basement Rm 8	Pipe SCH 40	159483 sq cm exposed;2000 sys;	4000 ur/hr		
81	1132	Basement Rm 8	Pipe SCH 40	140083 sq cm exposed;2000 sys;	100 ur/hr		
82	1132	Basement Rm 8	Pipe SCH 40	42541 sq cm exposed;2000 sys;	150 ur/hr		
83	1132	Basement	Gate Valve	2000 sys;20V46;200 ur/hr;6153	sq cm fixed		
84	1132	Basement	Butterfly Valve, 2 ea	2000 sys, 20V40,-41;300 ur/hr;	2360 sq cm fixed		
85	1132	Basement	Gate Valve, 6 ea	2000 sys;6 ea;20V36,-37,-42,	-43,-44,-45;300 ur/hr;9007 sq	cm fixed	
86	1132	Basement	Gate Valve, 2 ea	2000 sys;20V32,-34;150 ur/hr;	1212 sq cm fixed		
87	1132	Basement	Check Valve, 2 ea	2000 sys;20V33,-35;150 ur/hr;	1006 sq cm fixed		
88	1132	Basement	Gate Valve, 2 ea	2000 sys;20V149,-150;200 ur/hr	4218 sq cm fixed		
89	1132	Basement	Check Valve	2000 sys;20V126;200 ur/hr;4334	sq cm fixed		
90	1132	Basement	Check Valve, 2 ea	2000 sys;20V48,-50;320 ur/hr;	551 sq cm fixed		
91	1132	Basement	Gate Valve, 2 ea	2000 sys;20V47,-49;150 ur/hr;	1057 sq cm fixed		
92	1132	Basement	Globe Valve, 3 ea	2000 sys;20V51,-52,-144;150	ur/hr;1414 sq cm fixed		
93	1132	Basement	Gate Valve	2000 sys;20V143;150 ur/hr;1041	sq cm fixed		
94	1132	Bsmt Equip Rm 8	Laundry Sump;1/2" Wall	59574 sq cm (64 sq ft);fixed;	25000 d/m;Ref. Dwg. PF00770;	2000 sys	
95	1132	Bsmt N Wall -5'	Laundry Drain Strainer Type Fil 1/4	7448 sq cm (8 sq ft);fixed;	2000 sys;9000 d/m		
96	1132	Bsmt -12' Rm 8	Laundry Sump Filter	5198 sq cm (8 sq ft);fixed;	2000 sys;Ref. Dwg PF00770;150	ur/hr;90000 d/m	
1	1133	Room 1	Gate Valve	2000 sys; 20V123; 7 mr/hr; 261	sq cm fixed		
2	1133	Room 1	Globe Valve, 2 ea	2000 sys; 20V130, 20V131; 7 mr	/hr; 325 sq cm fixed		
3	1133	Room 1	Butterfly	2000 sys, 20V122; 7 mr/hr; 538	sq cm fixed		
	1133	-15', Room 15	Pipe SCH 40	181670 sq cm; exposed; 200	ystem; fixed; 30' at 2800 ur/	hr and 30' at 4600 ur/hr	
	1133	-15', Room 15	Pipe SCH 40	4897 sq cm; exposed; 2000	ixed; 4000 ur/hr		

2000 SYSTEM RAD WASTE SHIP INFO BY BLDG
03-31-86
14:36:24

ITEM	BLDG	LOC IN BUILDING	ITEM DESCRIPTION	SIZE	WT LBS	VOL CU FT	MATL OF CONST	RAD TOT UCI	RAD UCI/GM	PRINCIPAL RADIOISOTOPES	ISC#
37	1133	-15', Room 15	Pipe SCH 40	L-80';D-2"	292	9.5	Carbon Steel	1.1	8.2E-6	60 Co;90 Sr;137 Cs	141
38	1133	-15', Room 15	Pipe SCH 40	L-31';D-2-1/2"	179	1.4	Stainless St	.59	7.2E-6	60 Co;90 Sr;137 Cs	142
39	1133	Room 15	Gate Valve, 3 ea	2"	30	.2	Stainless St	.07	5.4E-6	60 Co;90 Sr;137 Cs	143
40	1133	Room 15	Check Valve, 1 ea	2"	11	.05	Stainless St	.02	4.2E-6	60 Co;90 Sr;137 Cs	144
45	1133	Rm 15,-15'	Lndry Drain Strain-Typ Fil 1/4" Wl	H-17";D-15"	83	1.7	Carbon Steel	.34	8.9E-6	60 Co;90 Sr;137 Cs	145
53	1133	Rm 18;-12' Evap	Pipe SCH 40	L-40';D-1"	67	.4	Stainless St	.53	1.7E-5	60 Co;90 Sr;137 Cs	146
54	1133	Rm 18;-12' Evap	Mixed Piping Betw Tanks on Equip	L-175'	1500	10	Steel Pipe	13.4	2.0E-5	60 Co;90 Sr;137 Cs	147
56	1133	Room 18	Check Valve	2"	11	.05	Stainless St	.49	9.7E-5	60 Co;90 Sr;137 Cs	148
57	1133	Room 18	Gate Valve	1/2"	2	.008	Stainless St	.16	1.8E-4	60 Co;90 Sr;137 Cs	149
58	1133	Room 18	Glove Valve, 2 ea	1/2"	4	.026	Stainless St	.42	2.3E-4	60 Co;90 Sr;137 Cs	150
59	1133	Room 18	Gate Valve	3/4"	2	.018	Stainless St	.25	2.8E-4	60 Co;90 Sr;137 Cs	151
60	1133	Room 18	3 Way Valve	1"	2-1/2	.11	Stainless St	.90	7.9E-4	60 Co;90 Sr;137 Cs	152
61	1133	Room 18	Gate Valve; 7 ea	1"	17.5	.25	Stainless St	2.9	3.7E-4	60 Co;90 Sr;137 Cs	153
62	1133	Room 18	Check Valve, 2 ea	1"	5	.036	Stainless St	.50	2.2E-4	60 Co;90 Sr;137 Cs	154
63	1133	Room 18	Globe Valve, 2 ea	1"	7	.23	Stainless St	1.8	5.6E-4	60 Co;90 Sr;137 Cs	155
64	1133	Room 18	Gate Valve	1-1/2"	5-1/2"	.06	Stainless St	.67	2.7E-4	60 Co;90 Sr;137 Cs	156
65	1133	Room 18	Gate Valve, 2 ea	2"	20	.12	Stainless St	1.3	1.4E-4	60 Co;90 Sr;137 Cs	157
7	1134	Bur bet 1134&32	Pipe SCH 40	L-77';D-8"	2198	27	Steel 12" Shm	2.9E1	2.9E-5	60 Co;55 Fe;137 Cs	159
8	1134	Bur bet 1134&32	Pipe SCH 40	L-72';D-8"	2057	25	Steel 20" Shm	2.7E1	2.9E-5	60 Co;55 Fe;137 Cs	160
9	1134	Bur bet 1111&32	Pipe SCH 40	L-135';D-3"	1022	9	Steel 6" Shea	4.1E2	8.9E-4	60 Co;55 Fe;137 Cs	161
10	1134	See Notes	Pipe SCH 40	L-132';D-4"	1424	14.6	Wrght Ir Pipe	5.2E2	8E-4	60 Co;55 Fe;137 Cs	162
11	1134	See Notes	Pipe SCH 40	L-54';D-6"	1024	13	Wrght Ir Pipe	3.1E2	6.7E-4	60 Co;55 Fe;137 Cs	163
12	1134	See Notes	Pipe SCH 40	L-21';D-8"	600	8.5	Wrght Ir Pipe	1.5E2	5.8E-4	60 Co;55 Fe;137 Cs	164
13	1134	See Notes	Pipe Sch 40	L-16';D-2"	58	.5	SS 4" Pipe Sh	2.4E1	9.4E-4	60 Co;55 Fe;137 Cs	165
22	1134	Room 1	Gate Valve	1/2"	2	.008	Stainless St	.82	9.1E-4	60 Co;55 Fe;137 Cs	166
23	1134	Room 1	Gate Valve, 2 ea	1"	5	.07	Stainless St	4.2	1.8E-3	60 Co;55 Fe;137 Cs	167
29	1134	Room 2	Gate Valve	1/2"	2	.008	Stainless St	.38	4.1E-4	60 Co;55 Fe;137 Cs	168
30	1134	Room 2	Gate Valve, 2 ea	1"	5	.07	Stainless St	1.9	8.4E-4	60 Co;55 Fe;137 Cs	169
36	1134	Room 3	Gate Valve, 2 ea	1/2"	4	.016	Stainless St	.71	3.9E-4	60 Co;55 Fe;137 Cs	170
37	1134	Room 3	Gate Valve, 2 ea	1"	5	.07	Stainless St	1.8	7.9E-4	60 Co;55 Fe;137 Cs	171
50	1134	Room 4	Gate Valve	1/2"	2	.008	Stainless St	.47	5.2E-4	60 Co;55 Fe;137 Cs	172
51	1134	Room 4	Gate Valve, 4 ea	1"	10	.14	Stainless St	4.8	1.0E-3	60 Co;55 Fe;137 Cs	173
69	1134	Room 5	Hose Valve	1/2"	2	.004	Stainless St	9E-3	9.9E-6	60 Co;55 Fe;137 Cs	174
70	1134	Room 5	Globe Valve	3/4"	2.5	.014	Stainless St	2.7E-2	2.3E-5	60 Co;55 Fe;137 Cs	175
92	1134	Room 6	Gate Valve	1"	2.5	.035	Stainless St	2.7E-1	2.3E-4	60 Co;55 Fe;137 Cs	176
97	1134	Room 7	Pipe SCH 40	L-4';D-1-1/2"	11	.08	Steel	3.2E-2	6.5E-6	60 Co;55 Fe;137 Cs	177
98	1134	Room 7	Pipe SCH 40	L-4';D-3"	30	.3	Steel	6.1E-2	4.5E-6	60 Co;55 Fe;137 Cs	178
99	1134	Room 7	Pipe SCH 40	L-142';D-4"	1532	15.7	Wrght Ir Pipe	2.8	4E-6	60 Co;55 Fe;137 Cs	179
100	1134	Room 8	Pipe SCH 40	L-6';D-8"	171	2.4	Steel	2.2E2	2.9E-3	60 Co;55 Fe;137 Cs	180
101	1134	Room 8	Pipe SCH 40	L-16';D-8"	457	6.5	Steel	6	2.9E-5	60 Co;55 Fe;137 Cs	181
102	1134	Room 8	Pipe SCH 40	L-4';D-4"	43	.4	SS 6" Sheath	1.1E1	5.9E-4	60 Co;55 Fe;137 Cs	182
103	1134	Room 8	Gate Valve	4"	106	1.03	Stainless St	2.7	5.7E-5	60 Co;55 Fe;137 Cs	183
104	1134	Room 8	Check Valve	4"	117	.75	Stainless St	2	3.9E-5	60 Co;55 Fe;137 Cs	184
105	1134	Room 8	Gate Valve	6"	178	1.79	Stainless St	4	5E-5	60 Co;55 Fe;137 Cs	185
106	1134	Room 8	Check Valve	6"	179	1.4	Stainless St	3	3.7E-5	60 Co;55 Fe;137 Cs	186
1	1141	All Levels	Pipe SCH 40	L-84';D-1-1/2"	228	1.03	Carbon Steel	10	1E-6	60 Co;55 Fe	187
2	1141	Pipe Chase; All	Pipe SCH 40	L-200';D-3"	1514	9.8	Carbon Steel	46	6.7E-7	60 Co;55 Fe	188
3	1141	All Levels	Pipe SCH 40	L-200';D-3"	1514	9.8	Carbon Steel	38	5.5E-7	60 Co;55 Fe	189
4	1141	2nd Level	Pipe SCH 40	L-75';D-3"	566	3.7	Cast Iron	23	8.9E-7	60 Co;55 Fe	190
5	1141	2nd Level	Pipe SCH 40	L-60';D-1-1/2"	163	.7	Carbon Steel	9.9E-2	1.3E-6	60 Co;55 Fe	191
9	1141	Basement	Pipe SCH 40	L-255';D-3"	1930	12.5	Carbon Steel	78	8.9E-7	60 Co;55 Fe	192
10	1141	Basement	Pipe SCH 40	L-255';D-3"	1930	12.5	Carbon Steel	54	6.2E-7	60 Co;55 Fe	193
12	1141	Rm. 11	Gate Valve	1-1/2"	5-1/2	.066	Stainless St	.02	9.4E-6	60 Co;55 Fe	194
13	1141	Rm. 11	Check Valve	1-1/2"	5	.029	Stainless St	.05	2.2E-5	60 Co;55 Fe	195

2000 SYSTEM RAD WASTE SHIP INFO BY BLDG
12-17-95
09:02:39

ITEM	BLDG	LOC IN BUILDING	ITEM DESCRIPTION	NOTES	NOTES CONTINUED	ADDITIONAL NOTES	FINAL NOTES
37	1133	-15', Room 15	Pipe SCH 40	46229 sq cm; exposed; 2000 sys	fixed; 260 ur/hr		
38	1133	-15', Room 15	Pipe SCH 40	21686 sq cm; 2000 sys; fixed;	300 ur/hr		
39	1133	Room 15	Gate Valve, 3 ea	2000 sys;20V119,20V145,20V146;	260 ur/hr; 1041 sq cm		
40	1133	Room 15	Check Valve, 1 ea	2000 sys; 20V118; 300 ur/hr;	774 sq cm fixed		
45	1133	Rm 15,-15'	Lndry Drain Strain-Typ Fil 1/4" Wl	7448 sq cm (8 sq ft);exposed;	fixed; 2000 sys; 500 ur/hr		
53	1133	Rm 18;-12' Evap	Pipe SCH 40	12783 sq cm exposed;400 ur/hr	field;480 ur/hr contact;2000	sys fixed	
54	1133	Rm 18;-12' Evap	Misol Piping Betw Tanks on Equip	Fixed;148918.7 sq cm surface;	1000 ur field est;2000 sys;	fixed	
56	1133	Room 18	Check Valve	2000 sys; 20V115; 7 mr/hr;774	sq cm fixed		
57	1133	Room 18	Gate Valve	2000 sys; 20V132;7 mr/hr;261	sq cm fixed		
58	1133	Room 18	Glove Valve, 2 ea	2000 sys; 20V102, 20V104;7	mr/hr;332 sq cm fixed		
59	1133	Room 18	Gate Valve	2000 sys; 20V121; 7 mr/hr;403	sq cm fixed		
60	1133	Room 18	3 Way Valve	2000 sys; 20V103;7 mr/hr;1419	sq cm fixed		
61	1133	Room 18	Gate Valve; 7 ea	2000 sys;20V105 thru 20V107;	20V109 thru 20V111;20V117;7	mr/hr;660 sq cm fixed	
62	1133	Room 18	Check Valve, 2 ea	2000 sys; 20V108;20V116;7mr/hr	397 sq cm fixed		
63	1133	Room 18	Globe Valve, 2 ea	2000 sys; 20V101; 20V125;7 mr/	hr; 1419 sq cm fixed		
64	1133	Room 18	Gate Valve	2000 sys;20V120;7 mr/hr;1057	sq cm fixed		
65	1133	Room 18	Gate Valve, 2 ea	2000 sys; 20V112, 20V114; 7	mr/hr; 1041 sq cm fixed		
7	1134	Rm bet 1134&32	Pipe SCH 40	161670 sq cm; 8" line goes frm	PPH to FH; 2000 sys; 2 mr		
8	1134	Rm bet 1134&32	Pipe SCH 40	151172 sq cm; 8" line goes frm	PPH to FH; 2000 sys; 2 mr		
9	1134	Rm bet 1111&32	Pipe SCH 40	114884 sq cm; 3" line goes frm	RB to FH;2000 sys; 40 mr		
10	1134	See Notes	Pipe SCH 40	144460 sq cm; Hot fl drns undr	concrete from PPH Rms 1-6 & 8	to Rm 8 Sump; 2000 sys; 40 mr/	hr
11	1134	See Notes	Pipe SCH 40	86991 sq cm; Hot fl drns under	concrete from PPH Rms 1-6 & 8	to PPH Rm 8 sump; 2000 sys;40	mr/hr
12	1134	See Notes	Pipe SCH 40	44092 sq cm; Hot fl drns under	concrete from PPH Rms 1-6 & 8	to PPH Rm 8 sump; 2000 sys;	40 mr/hr
13	1134	See Notes	Pipe Sch 40	9216 sq cm; Hot drns from rec	pit and pump pit to Rm 8 sump;	(buried); 2000 sys; 30 mr/hr	
22	1134	Room 1	Gate Valve	2000 sys; 20V88;35 mr/hr;	261 sq cm fixed		
23	1134	Room 1	Gate Valve, 2 ea	2000 sys; 20V74, 20V77; 35 mr/	hr; 660 sq cm fixed		
29	1134	Room 2	Gate Valve	2000 sys; 20V89; 16 mr/hr;	261 sq cm fixed		
30	1134	Room 2	Gate Valve, 2 ea	2000 sys; 20V75,20V78;16 mr/hr	660 sq cm fixed		
36	1134	Room 3	Gate Valve, 2 ea	2000 sys; 20V87, 20V90; 15 mr/	hr; 261 sq cm fixed		
37	1134	Room 3	Gate Valve, 2 ea	2000 sys; 20V76, 20V79; 15 mr/	hr; 660 sq cm fixed		
50	1134	Room 4	Gate Valve	2000 sys;20V91;20 mr/hr;261	sq cm fixed		
51	1134	Room 4	Gate Valve, 4 ea	2000 sys; 20V80,20V81,20V82,	20V83;20 mr/hr;660 sq cm fixed		
69	1134	Room 5	Hole Valve	2000 sys; 20V85; 1 mr/hr; 132	sq cm fixed		
70	1134	Room 5	Globe Valve	2000 sys; 20V86; 1 mr/hr;354	sq cm fixed		
92	1134	Room 6	Gate Valve	2000 sys;20V84;5 mr/hr;660 sq	cm fixed		
97	1134	Room 7	Pipe SCH 40	1847 sq cm;-15' lvl;2000 sys;	200 ur/hr		
98	1134	Room 7	Pipe SCH 40	3404 sq cm;-15' Lvl;2000 sys;	200 ur/hr		
99	1134	Room 7	Pipe SCH 40	155404 sq cm; -15' lvl;2000	sys;200 ur/hr		
100	1134	Room 8	Pipe SCH 40	1259859 sq cm; 2000 sys; 2 mr			
101	1134	Room 8	Pipe SCH 40	Exposed;33594 sq cm;2000 sys;	2 mr/hr		
102	1134	Room 8	Pipe SCH 40	4378 sq cm;2000 sys;30 mr/hr			
103	1134	Room 8	Gate Valve	2000 sys;20V92;5 mr/hr;6153	sq cm fixed		
104	1134	Room 8	Check Valve	2000 sys;20V93;5 mr/hr;4644 sq	cm fixed		
105	1134	Room 8	Gate Valve	2000 sys;20V94;5 mr/hr;9007 sq	cm fixed		
106	1134	Room 8	Check Valve	2000 sys;20V95;5 mr/hr;6862 sq	cm fixed		
1	1141	All Levels	Pipe SCH 40	Steel Pipe to Drains & Stack;	38785 sq cm; 30 ur; 2000 sys		
2	1141	Pipe Chase; All	Pipe SCH 40	Risers from Bsmt. to Roof lvl;	170198 sq cm; 30 ur; 2000 sys		
3	1141	All Levels	Pipe SCH 40	Hot-Cold Sys from Bsmt to Roof	170198 sq cm; 25 ur, 2000 sys		
4	1141	2nd Level	Pipe SCH 40	Floor Drains; 63824 sq cm; 40	ur; 2000 sys		
5	1141	2nd Level	Pipe SCH 40	From Lab Sinks to Drains;	27703 sq cm; 40 ur; 2000 sys		
9	1141	Basement	Pipe SCH 40	Exposed; hot drain; 217003 sq	cm; 40 ur; 2000 sys		
10	1141	Basement	Pipe SCH 40	Hot-Cold drain system; 28 [illegible]	217002 sq cm; 2000 sys		
	1141	Rm. 11	Gate Valve	2000 sys; 20V99 Bsmt.; 10[illegible]	ur/hr; 261 sq cm fixed		
	1141	Rm. 11	Check Valve	2000 sys; 20V98 Bsmt.; 100[illegible]	r;551 sq cm fixed		

2000 SYSTEM RAD WASTE [illegible] BY BLDG
03-31-86
14:36:24

ITEM	BLDG	LOC IN BUILDING	ITEM DESCRIPTION	SIZE	WT LBS	VOL CU FT	MATL OF CONST	RAD TOT UCI	RAD UCI/GM	PRINCIPLE ISOTOPES	REC#
14	1141	Rm. 11	Gate Valve, 4 ea	2"	40	.24	Stainless St	1.52	8.4E-5	60 Co;55 Fe	196
15	1141	Rm. 11	Check Valve, 4 ea	2"	44	.2	Stainless St	1.12	5.6E-5	60 Co;55 Fe	197
16	1141	Rm. 11	Glove Valve, 2 ea	2"	20	.23	Stainless St	.50	5.6E-5	60 Co;55 Fe	198
17	1141	Sump Rm. #11	Hot Sump Liner 1/2" Wall	H-48";D-42"	1307	49	Carbon Steel	53	8.9E-6	60 Co;55 Fe	199
18	1141	Sump Rm. #11	Cold-Hot Sump Liner 1/2" Wall	H-48";D-42"	1307	49	Carbon Steel	3.7E-2	6.2E-8	60 Co;55 Fe	200
232	1112	-15 HPT	Yeomans Pump;20-P-07;20P-08	L-12;W-12;H-84	400	8	Cast Iron	15E1	16.4E-4	60 Co;90 Sr;137 Cs	202
137	1132	-15'Bsmt Rm 7	Yeoman Pumps;20P-15;20-P-14	L-12;W-12;H-60	350	10	Cast Iron	3.6	4.6E-5	60 Co;90 Sr;137 Cs	203
138	1132	-15' Bsmt Rm 8	Yeoman Pumps;20-P-16;20-P-17	L-12;W-12;H-60	350	10	Cast Iron	2.6	3.4E-5	60 Co;90 Sr;137 Cs	204
80	1133	-15' Room 15	Yeoman Pumps;20-P-26;20-P-27	L-12;W-12;H-60	350	10	Cast Iron	18.2	2.2E-4	60 Co;90 Sr;137 Cs	205
81	1133	-18' Room 18	Aurora Pumps;20-P-21	L-12;W-12;H-96	300	8	Steel	4.2E1	3.1E-3	60 Co;90 Sr;137 Cs	206
52	1141	Bsmt Hot Sump	Yeoman Pump;20-P-10;20-P-11	L-12;W-12;H-48	300	8	Cast Iron	3	4.4E-5	60 Co;90 Sr;137 Cs	207
53	1141	Bsmt Hot/Cold S	Yeoman Pumps;20-P-12;20-P-13	L-12;W-12;H-48	300	8	Cast Iron	2E-2	3E-7	60 Co;90 Sr;137 Cs	208
382	1111	-40' SPR	Goulds Pump;20-P-01, 20-P-02	L-6;W-6;H-36	160	1.50	Steel	3.4	9.4E-7	60 Co;55 Fe	209
383	1111	-40' SPR	Deming Pump, 20-P-09	L-12;W-12;H-36	125	3	Steel	3.7	6.6E-5	60 Co;55 Fe	210
384	1111	-25 Dry Annulus	Weinman Pumps;20-P-18 and 20-P-19	L-12;W-12;H-48	300	8	Cast Iron	15	2.2E-4	60 Co;55 Fe	211

PD235 Number of Records Read: 177
PD236 Number of Records Selected: 177

2000 SYSTEM RAD WASTE SHIP INFO BY BLDG
12-17-85
09:02:39

ITEM	BLDG	LOC IN BUILDING	ITEM DESCRIPTION	NOTES	NOTES CONTINUED	ADDITIONAL NOTES	FINAL NOTES
14	1141	Rm. 11	Gate Valve, 4 ea	2000 sys;20V22, 20V24, 20V26,	20V28 Bsmt; 1000 ur/hr; 1041 sq cm fixed		
15	1141	Rm. 11	Check Valve, 4 ea	2000 sys; 20V23, 20V25, 20V27,	20V29 Bsmt; 1000 ur/hr; 774 sq cm fixed		
16	1141	Rm. 11	Glove Valve, 2 ea	2000 sys; 20V30, 20V31 Bsmt;	1000 ur/hr; 1414 sq cm fixed		
17	1141	Sump Rm. #11	Hot Sump Liner 1/2" Wall	Ref. Print PF00667;cut up 2.2	cu ft.;58735 sq cm (63 sq ft); encased in ccmc; 1 mr; 2000	sys	
18	1141	Sump Rm. #11	Cold-Hot Sump Liner 1/2" Wall	2.2 cu. ft. cut up;encased in	ccmc; 58735 sq cm (63 sq ft); 7 ur; 2000 sys; Ref. Print	PF00667	
232	1112	-15 HPT	Yeomans Pump;20-P-07;20P-08	16718 sq cm;50 mr/hr;fixed;	2000 System		
137	1132	-15'Bsmt Rm 7	Yeoman Pumps;20P-15;20-P-14	20433 sq cm;1 mr;fixed	2000 System		
138	1132	-15' Bsmt Rm 8	Yeoman Pumps;20-P-16;20-P-17	12433 sq cm;25000 d/m;fixed	2000 System		
80	1133	-15' Room 15	Yeoman Pumps;20-P-26;20-P-27	20433 sq cm;5 mr/hr;fixed	2000 System		
81	1133	-18' Room 18	Aurora Pumps;20-P-21	fixed;2000 System			
52	1141	Bsmt Hot Sump	Yeoman Pump;20-P-10;20-P-11	16718 sq cm;1 mr/hr;fixed	2000 System		
53	1141	Bsmt Hot/Cold S	Yeoman Pumps;20-P-12;20-P-13	16718 sq cm;7 ur/hr;fixed	2000 System		
382	1111	-40' SPR	Goulds Pump;20-P-01, 20-P-02	6037 sq cm;64000 d/m;fixed	2000 System		
383	1111	-40' SPR	Deming Pump, 20-P-09	13003 sq cm;64000 d/m;fixed	2000 System		
384	1111	-25 Dry Annulus	Weinman Pumps;20-P-18 and 20-P-19	16718 sq cm;<5 mr/hr;fixed	2000 System		

PD235 Number of Records Read: 177
PD236 Number of Records Selected: 177

2300 SYSTEM RAD WASTE SHIP INFO BY BLDG
03-31-86
15:12:46

ITEM	BLDG	LOC IN BUILDING	ITEM DESCRIPTION	SIZE	WT LBS	VOL CU FT	MATL OF CONST	RAD TOT UCI	RAD UCI/GM	PRINCIPLE ISOTOPES	REC#
1	1155	Pipe Chase	Pipe SCH 40	L-154';D-8"	4397	54	Carbon Steel	2.4E1	1.2E-5	60 Co;90 Sr;137 Cs	1
2	1155	Pipe Chase	Pipe SCH 40	L-42';D-6"	797	8	Carbon Steel	8.5	2.3E-5	60 Co;90 Sr;137 Cs	2
3	1155	Pipe Chase	Pipe SCH 40	L-139';D-4"	1500	12	Carbon Steel	3.8E1	5.6E-5	60 Co;90 Sr;137 Cs	3
4	1155	Pipe Chase	Pipe SCH 40	L-56';D-2"	205	1.2	Carbon Steel	1.7	1.8E-5	60 Co;90 Sr;137 Cs	4
5	1155	Pipe Chase	Pipe SCH 40	L-166';D-8"	4739	58	Carbon Steel	3.4E1	1.6E-4	60 Co;90 Sr;137 Cs	5
6	1155	Pipe Chase	Pipe SCH 40	L-166';D-6"	3149	33	Carbon Steel	3.3E1	2.4E-5	60 Co;90 Sr;137 Cs	6
7	1155	Pipe Chase	Pipe SCH 40	L-166';D4"	1791	14	Carbon Steel	4.6E1	5.6E-5	60 Co;90 Sr;137 Cs	7
8	1155	Pipe Chase	Pipe SCH 40	L-165';D-8"	4711	58	Carbon Steel	3.1E1	1.4E-4	60 Co;90 Sr;137 Cs	8
9	1155	-25' Level	8 Tanks	H-23';D-22';3/8 Plate	24340	6944	Carbon Steel	15.2E-4	11.2E-3	60 Co;90 Sr;137 Cs	9
10	1155	N. Buried Cone	4 Tanks	L-20';D-8'	42808	4020	SS 1/2" Wall	10E1	20.8E-6	60 Co;90 Sr;137 Cs	10
11	1155	HRA	Check Valve	2"	11	.05	Cast Iron	3.7E-2	7.5E-6	60 Co;90 Sr;137 Cs	11
12	1155	HRA	Gate Valve	2"	10	.06	Cast Iron	5.4E-2	1.2E-5	60 Co;90 Sr;137 Cs	12
13	1155	HRA	Check Valve	3"	37	.66	Cast Iron	2.3E-1	1.3E-5	60 Co;90 Sr;137 Cs	13
14	1155	HRA	Gate Valve	3"	41	.62	Cast Iron	1.0	5.6E-5	60 Co;90 Sr;137 Cs	14
15	1155	HRA	Check Valve, 8 ea	4"	936	6	Cast Iron	8.8	17.6 E-5	60 Co;90 Sr;137 Cs	15
16	1155	HRA	Gate Valve, 8 ea	4"	848	8.2	Cast Iron	12	25.6E-5	60 Co;90 Sr;137 Cs	16
17	1155	HRA	Gate Valve, 5 ea	4"	530	5.15	Stainless St	7.5	16E-5	60 Co;90 Sr;137 Cs	17
18	1155	HRA	Gate Valve, 11 ea	6"	1958	19.8	Cast Iron	12.1	15.4E-5	60 Co;90 Sr;137 Cs	18
19	1155	HRA	Gate Valve, 16 ea	8"	4320	51.2	Cast Iron	20.8	17.6E-6	60 Co;90 Sr;137 Cs	19
1	1154	CRA #1	Plastic Liner	11785 sq ft	3500	58.9	Plastic Poly	5.9E1	3.7E-5	60 Co;90 Sr;137 Cs	20
2	1154	CRA #2	Plastic Liner	11785 sq ft	3500	58.9	Plastic Poly	5.9E1	3.7E-5	60 Co;90 Sr;137 Cs	21
3	1154	CRA Valve Pit	Gate Valve, 4 ea	6"	712	7.1	Cast Iron	4.8E-2	6E-7	60 Co;90 Sr;137 Cs	22
4	1154	CRA Valve Pit	Gate Valve	8"	270	3.2	Cast Iron	1.8E-2	1.5E-7	60 Co;90 Sr;137 Cs	23
5	1154	CRA Valve Pit	Check Valve, 2 ea	10"	1520	6.4	Cast Iron	3.2E-2	9.6E-8	60 Co;90 Sr;137 Cs	24
6	1154	CRA Valve Pit	Gate Valve, 3 ea	10"	1350	29.2	Cast Iron	11.4E-2	5.4E-7	60 Co;90 Sr;137 Cs	25

PI235 Number of Records Read: 25
PI236 Number of Records Selected: 25

2300 SYSTEM RAD WASTE SHIP INFO
11-14-85
10:01:59

ITEM	BLDG	LOC IN BUILDING	ITEM DESCRIPTION	NOTES	NOTES CONTINUED	ADDITIONAL NOTES	FINAL NOTES
1	1155	Pipe Chase	Pipe SCH 40	Exposed; 2300 series piping;	248084 sq cm; 1100 ur; 2300	sys	
2	1155	Pipe Chase	Pipe SCH 40	Exposed; 2300 series piping	67659 sq cm; 1400 ur; 2300	sys	
3	1155	Pipe Chase	Pipe SCH 40	Exposed; 2300 series piping;	152121 sq cm; 2800 ur; 2300	sys	
4	1155	Pipe Chase	Pipe SCH 40	Exposed; 2300 series piping;	10' tot buried in earth at 3'	6" lvl between HRA & WHB;600	ur;32360 sq cm; 2300 sys
5	1155	Pipe Chase	Pipe SCH 40	348535 sq cm; exposed;1100 ur; 2300 sys			
6	1155	Pipe Chase	Pipe SCH 40	267416 sq cm; exposed;1400 ur; 2300 sys			
7	1155	Pipe Chase	Pipe SCH 40	181670 sq cm; exposed; 2800 ur 2300 sys			
8	1155	Pipe Chase	Pipe SCH 40	QAC pump out lines; 346424.1	sq cm; 1000 ur;2300 sys		
9	1155	-25' Level	8 Tanks	Fixed;1463624.48 sq cm tot	surf ea tank;1500 ur/hr;2300	sys	
10	1155	N. Buried Conc	4 Tanks	Fixed;466865 sq cm surf each	tank;600 ur; 2300 sys		
11	1155	HRA	Check Valve	2300 sys; 23V10 Tunnel +7';	600 ur; 774 sq cm fixed		
12	1155	HRA	Gate Valve	2300 sys; 23V50 Tunnel +7';	600 ur; 1041 sq cm fixed		
13	1155	HRA	Check Valve	2300 sys; 23V09 Tunnel -4';	600 ur; 4334 sq cm fixed		
14	1155	HRA	Gate Valve	2300 sys; 23V49 Tunnel -4';	2800 ur; 4218 sq cm fixed		
15	1155	HRA	Check Valve, 8 ea	2300 sys; 23V01 Tun.5';23V02	thru 23V08 Tun.3'; 2800 ur;	4644 sq cm fixed	
16	1155	HRA	Gate Valve, 8 ea	2300 sys; 23V29 thru 23V36 Tun 5'; 2800 ur; 6153 sq cm fixed			
17	1155	HRA	Gate Valve, 5 ea	2300 sys; 23V57 thru 23V61 Top 5'; 2800 ur; 6153 sq cm fixed			
18	1155	HRA	Gate Valve, 11 ea	2300 sys; 23V62 Top 5'; 23V37	thru 23V46 Tun. 5'; 1400 ur;	9007 sq cm fixed	
19	1155	HRA	Gate Valve, 16 ea	2300 sys; 23V13 thru 23V28 Tun 5'; 1100 ur; 13622 sq cm fixed			
1	1154	CRA #1	Plastic Liner	109482.65 sq cm surface; 60 ur 2300 sys			
2	1154	CRA #2	Plastic Liner	109482.65 sq cm surface; 60 ur 2300			
3	1154	CRA Valve Pit	Gate Valve, 4 ea	2300 sys;23V53 thru 23V56 Up;	15 ur; 9007 sq cm fixed		
4	1154	CRA Valve Pit	Gate Valve	2300 sys; 23V48 Up; 15 ur;	13622 sq cm fixed		
5	1154	CRA Valve Pit	Check Valve, 2 ea	2300 sys; 23V11, 23V12 Up; 15	ur; 12371 sq cm fixed		
6	1154	CRA Valve Pit	Gate Valve, 3 ea	2300 sys; 23V47, 23V51, 23V52	Up; 15 ur; 28328 sq cm fixed		

PD235 Number of Records Read: 25
PD236 Number of Records Selected: 25

2900 SYSTEM RAD WASTE SHIP INFO BY BLDG
03-31-86
15:17:41

ITEM	BLDG	LOC IN BUILDING	ITEM DESCRIPTION	SIZE	WT LBS	VOL CU FT	MATL OF CONST	RAD TOT UCI	RAD UCI/GM	PRINCIPLE ISOTOPES	[illegible]
385	1111	Quad A	Pipe Schedule 40	L-52';D-3"	394	3.5	Stainless St	1.0E-1	5.6E-5	60 Co;55 Fe	1
386	1111	Quad A	Pipe Schedule 40	L-4';D-2-1/2"	23	.18	Stainless St	6.2E-1	6E-5	60 Co;55 Fe	2
387	1111	Quad A	Pipe Schedule 40	L-6'-6";D-2"	24	.2	Stainless St	8.4E-1	7.7E-5	60 Co;55 Fe	3
388	1111	Quad A	Pipe Schedule 40	L-94';D-1-1/2"	255	1.8	Stainless St	9.7	8.4E-5	60 Co;55 Fe	4
389	1111	Quad A	Pipe Schedule 40	L-44';D-1"	74	.4	Stainless St	3.1	9.4E-5	60 Co;55 Fe	5
390	1111	Quad A	Ball Valve, 4 ea	1-1/2"	20	.12	Stainless St	4.8E-1	5.3E-5	60 Co;55 Fe	6
391	1111	Quad A	Globe Valve, 2 ea	1-1/2"	14	.04	Stainless St	4.6E-1	7.3E-5	60 Co;55 Fe	7
392	1111	Quad A	Check Valve, 2 ea	1-1/2"	10	.04	Stainless St	2.4E-1	[illegible]	60 Co;55 Fe	8
393	1111	Quad A	Globe Valve, 3 ea	1"	10.5	.0345	Stainless St	9.5E-1	2.0E-4	60 Co;55 Fe	9
394	1111	Quad A	Gate Valve, 3 ea	3"	123	1.86	Stainless St	2.8	5.1E-5	60 Co;55 Fe	10
395	1111	Quad A	Globe Valve, 2 ea	3"	80	1.6	Stainless St	2.3	6.4E-5	60 Co;55 Fe	11
396	1111	Quad A	Check Valve, 1 ea	3"	37	.66	Stainless St	9.7E-1	5.8E-5	60 Co;55 Fe	12
397	1111	Quad A	Gate Valve, 1 ea	1-1/2"	5-1/2	.06	Stainless St	2.3E-1	9.4E-5	60 Co;55 Fe	13
398	1111	Quad A	Ball Valve, 2 ea	1"	5	.04	Stainless St	1.9E-1	8.4E-5	60 Co;55 Fe	14
399	1111	Quad A	Ball Valve, 12 ea	1/2"	12	.156	Stainless St	4.4E-5	8.2E-3	60 Co;55 Fe	15
400	1111	Quad B	Pipe Schedule 40	L-4';D-3"	30	.27	Stainless St	3.1E-1	2.25E-5	60 Co;55 Fe	16
401	1111	Quad B	Pipe Schedule 40	L-40';D-2-1/2"	232	1.8	Stainless St	1.5E-4	1.4E-9	60 Co;55 Fe	17
402	1111	Quad B	Pipe Schedule 40	L-19';D-2"	69	.58	Stainless St	9.8E-1	3.1E-5	60 Co;55 Fe	18
403	1111	Quad B	Globe Valve, 1 ea	2-1/2"	18	.2	Stainless St	1.9E-1	2.3E-5	60 Co;55 Fe	19
404	1111	Quad B	Check Valve, 1 ea	2-1/2"	14	.07	Stainless St	4.5E-6	7.0E-10	60 Co;55 Fe	20
405	1111	Quad B	Globe Valve, 3 ea	2"	30	.33	Stainless St	3.8E-1	2.8E-5	60 Co;55 Fe	21
406	1111	Quad B	Gate Valve, 1 ea	1-1/2"	5-1/2	.06	Stainless St	9.4E-2	3.7E-5	60 Co;55 Fe	22
407	1111	Quad B	Globe Valve, 2 ea	1-1/2"	14	.14	Stainless St	1.0E-1	2.5E-5	60 Co;55 Fe	23
408	1111	Quad B	Gate Valve, 2 ea	3.4"	4	.036	Stainless St	7.2E-2	3.9E-5	60 Co;55 Fe	24
409	1111	Quad B	Globe Valve, 4 ea	3/4"	10	.056	Stainless St	1.2E-1	2.8E-5	60 Co;55 Fe	25
410	1111	Quad C	Pipe Schedule 40	L-60';D-3"	454	4	Stainless St	9.1	[illegible]	60 Co;55 Fe	26
411	1111	Quad C	Pipe Schedule 40	L-6';D-2-1/2"	35	.27	Stainless St	7.5E-1	4.7E-5	60 Co;55 Fe	27
412	1111	Quad C	Pipe Schedule 40	L-6';D-2"	22	.18	Stainless St	6.2E-1	6.2E-5	60 Co;55 Fe	28
413	1111	Quad C	Pipe Schedule 40	L-92';D-1-1/2"	250	1.8	Stainless St	7.6	6.7E-5	60 Co;55 Fe	29
414	1111	Quad C	Pipe Schedule 40	L-50';D-1"	84	.47	Stainless St	2.8	7.5E-5	60 Co;55 Fe	30
415	1111	Quad C	Globe Valve, 1 ea	1/2"	2	.013	Stainless St	5.9E-2	6.5E-6	60 Co;55 Fe	31
416	1111	Quad C	Ball Valve, 13 ea	1/2"	13	.0169	Stainless St	7.7E-1	1.3E-4	60 Co;55 Fe	32
417	1111	Quad C	Gate Valve, 2 ea	1-1/2"	11	.012	Stainless St	3.8E-1	7.6E-5	60 Co;55 Fe	33
418	1111	Quad C	Ball Valve, 1 ea	1-1/2"	5	.03	Stainless St	9.5E-2	4.2E-5	60 Co;55 Fe	34
419	1111	Quad C	Ball Valve, 2 ea	1"	5	.04	Stainless St	1.5E-1	6.7E-5	60 Co;55 Fe	35
420	1111	Quad C	Globe Valve, 3 ea	1"	10.5	.033	Stainless St	7.6E-1	1.6E-4	60 Co;55 Fe	36
421	1111	Quad C	Gate Valve, 3 ea	3"	123	1.86	Stainless St	2.2	4.0E-5	60 Co;55 Fe	37
422	1111	Quad C	Check Valve, 2 ea	3"	74	1.32	Stainless St	1.5	4.6E-5	60 Co;55 Fe	38
423	1111	Quad C	Globe Valve, 1 ea	3"	40	.8	Stainless St	9.3E-1	5.1E-5	60 Co;55 Fe	39
424	1111	Quad C	Globe Valve, 3 ea	3"	21	.21	Stainless St	5.6E-1	5.9E-5	60 Co;55 Fe	40
425	1111	Quad D	Pipe Schedule 40	L-23';D-3"	174	1.5	Stainless St	4.4	5.5E-5	60 Co;55 Fe	41
426	1111	Quad D	Pipe Schedule 40	L-11';D-2-1/2"	64	.5	Stainless St	1.7	[illegible]	60 Co;55 Fe	42
427	1111	Quad D	Pipe Schedule 40	L-12';D-2"	44	.37	Stainless St	1.5	7.8E-5	60 Co;55 Fe	43
428	1111	Quad D	Pipe Schedule 40	L-126';D-1-1/2"	342	2.5	Stainless St	1.3E1	8.4E-5	60 Co;55 Fe	44
429	1111	Quad D	Check Valve, 1 ea	3"	37	.62	Stainless St	9.7E-1	[illegible]	60 Co;55 Fe	45
430	1111	Quad D	Ball Valve, 1 ea	3"	35	.46	Stainless St	7.5E-1	4.7E-5	60 Co;55 Fe	46
431	1111	Quad D	Gate Valve, 6 ea	1-1/2"	33	.36	Stainless St	1.4	9.5E-5	60 Co;55 Fe	47
432	1111	Quad D	Globe Valve, 6 ea	1-1/2"	42	.042	Stainless St	1.4	7.4E-5	60 Co;55 Fe	48
433	1111	Quad D	Ball Valve, 6 ea	1-1/2"	30	.018	Stainless St	7.2E-1	5.3E-5	60 Co;55 Fe	49
434	1111	Quad D	Ball Valve, 3 ea	1"	7.5	.06	Stainless St	2.8E-1	8.4E-5	60 Co;55 Fe	50
435	1111	Quad D	Ball Valve, 21 ea	1/2"	21	.273	Stainless St	1.5	1.6E-4	60 Co;55 Fe	51

2900 STS RAD WASTE SHIP INFO BY BLDG
12-17-85
09:52:47

ITEM	BLDG	LOC IN BUILDING	ITEM DESCRIPTION	NOTES	NOTES CONTINUED	ADDITIONAL NOTES	FINAL NOTES
385	1111	Quad A	Pipe Schedule 40	Exposed;45101 sq cm surface;	fixed;2.5mR/hr;2900 System		
386	1111	Quad A	Pipe Schedule 40	Exposed;2798 sq cm surface;	fixed;2.5mR/hr;2900 System		
387	1111	Quad A	Pipe Schedule 40	Exposed;3756 sq cm surface;	2.5mR/hr;fixed;2900 System		
388	1111	Quad A	Pipe Schedule 40	Exposed;43401 sq cm surface;	fixed;2.5mR/hr;2900 System		
389	1111	Quad A	Pipe Schedule 40	Exposed;14061 sq cm surface;	fixed;2.5 mR/hr;2900 System		
390	1111	Quad A	Ball Valve, 4 ea	29V50;29V97;29V101;29V102;	2.5mR/hr;538 sq cm each;2900	System	
391	1111	Quad A	Globe Valve, 2 ea	29V07;29V06;2.5mR/hr;1044 sq	cm each;2900 System		
392	1111	Quad A	Check Valve, 2 ea	29V99;29V100;551 sq cm each;	2900 System		
393	1111	Quad A	Globe Valve, 3 ea	29V04;29V05;29V08;2.5mR/hr;	1419 sq cm each;2900 System		
394	1111	Quad A	Gate Valve, 3 ea	29V01;29V112;29V113;2.5mR/hr;	4218 sq cm each;2900 System		
395	1111	Quad A	Globe Valve, 2 ea	29V03;29V111;2.5mR/hr;5211	sq cm each; 2900 System		
396	1111	Quad A	Check Valve, 1 ea	29V103;2.5mR/hr;4334 sq cm;	2900 System		
397	1111	Quad A	Gate Valve, 1 ea	29V02;2.5mR/hr;1057 sq cm;	2900 System		
398	1111	Quad A	Ball Valve, 2 ea	29V57;29V58;2.5mR/hr;428 sq	cm each;2900 System		
399	1111	Quad A	Ball Valve, 12 ea	29V51;25V52;29V53;29V54;29V55;	29V56;29V59;29V60;29V123;	28V124;29V133;29V134;332 sq	cm ea;2.5mR/hr;2900 System
400	1111	Quad B	Pipe Schedule 40	3404 sq cm surface;1mR/hr;	fixed;2900 System		
401	1111	Quad B	Pipe Schedule 40	27981 sq cm surface;fixed;	1mR/hr;2900 System		
402	1111	Quad B	Pipe Schedule 40	10979 sq cm surface;fixed;	1mR/hr;2900 System		
403	1111	Quad B	Globe Valve, 1 ea	29V38;1mR/hr;2115 sq cm;2900	System		
404	1111	Quad B	Check Valve, 1 ea	29V37;1mR/hr;1006 sq cm;2900	System		
405	1111	Quad B	Globe Valve, 3 ea	29V36;29V39;29V49;1mR/hr;1414	sq cm each;2900 System		
406	1111	Quad B	Gate Valve, 1 ea	29V45;1mR/hr;1057 sq cm;2900	System		
407	1111	Quad B	Globe Valve, 2 ea	29V48;29V34;1mR/hr;1044 sq cm	each;2900 System		
408	1111	Quad B	Gate Valve, 2 ea	29V35;29V44;1mR/hr;403 sq cm	each;2900 System		
409	1111	Quad B	Globe Valve, 4 ea	29V32;29V33;29V46;29V47;1mR/hr	2900 System;359 sq cm each		
410	1111	Quad C	Pipe Schedule 40	Exposed;51058 sq cm surface;	fixed;2mR/hr;2900 System		
411	1111	Quad C	Pipe Schedule 40	Exposed;4197 sq cm surface;	fixed;2mR/hr;2900 System		
412	1111	Quad C	Pipe Schedule 40	Exposed;3467 sq cm surface;	fixed;2mR/hr;2900 System		
413	1111	Quad C	Pipe Schedule 40	Exposed;42477 sq cm surface;	fixed;2mR/hr;2900 System		
414	1111	Quad C	Pipe Schedule 40	Exposed;15978 sq cm surface;	fixed;2mR/hr;2900 System		
415	1111	Quad C	Globe Valve, 1 ea	29V118;2mR/hr;332 sq cm;2900	System		
416	1111	Quad C	Ball Valve, 13 ea	29V62 thru 29V67;29V70;29V71;	29V115;29V116;29V117;29V125;	29V126;332 sq cm each;2mR/hr;	2900 System
417	1111	Quad C	Gate Valve, 2 ea	29V12;29V106;2mR/hr;1057 sq cm	each;2900 System		
418	1111	Quad C	Ball Valve, 1 ea	29V98;2mR/hr;2900 System;538	sq cm		
419	1111	Quad C	Ball Valve, 2 ea	29V68;29V69;2mR/hr;428 sq cm	each;2900 System		
420	1111	Quad C	Globe Valve, 3 ea	29V14;29V15;29V18;2mR/hr;1419	sq cm each;2900 System		
421	1111	Quad C	Gate Valve, 3 ea	29V11;29V107;29V109;2mR/hr;	4218 sq cm each;2900 System		
422	1111	Quad C	Check Valve, 2 ea	29V104;29V108;2mR/hr;4334 sq	cm each;2900 System		
423	1111	Quad C	Globe Valve, 1 ea	29V13;2mR/hr;5211 sq cm;2900	System		
424	1111	Quad C	Globe Valve, 3 ea	29V16;29V17;29V110;2mR/hr;1044	sq cm each;2900 System		
425	1111	Quad D	Pipe Schedule 40	Exposed;19572 sq cm surface;	2.5mR/hr;2900 System;fixed		
426	1111	Quad D	Pipe Schedule 40	Exposed;7695 sq cm surface;	fixed;2.5mR/hr;2900 System		
427	1111	Quad D	Pipe Schedule 40	Exposed;6934 sq cm surface;	fixed;2.5mR/hr;2900 System		
428	1111	Quad D	Pipe Schedule 40	Exposed;58175 sq cm surface;	fixed;2.5mR/hr;2900 System		
429	1111	Quad D	Check Valve, 1 ea	29V105;2.5mR/hr;4334 sq cm ea;	2900 System		
430	1111	Quad D	Ball Valve, 1 ea	29V114;2.5mR/hr;3341 sq cm ea;	2900 System		
431	1111	Quad D	Gate Valve, 6 ea	29V20;29V21;29V22;29V23;29V24;	29V25;2.5mR/hr;1057 sq cm ea;	2900 System	
432	1111	Quad D	Globe Valve, 6 ea	29V26;29V27;29V28;29V29;29V30;	29V31;2.5mR/hr;1044 sq cm ea;	2900 System	
433	1111	Quad D	Ball Valve, 6 ea	29V73;29V74;29V75;29V86;29V87;	29V88;2.5mR/hr;538 sq cm ea;	2900 System	
434	1111	Quad D	Ball Valve, 3 ea	29V94;29V95;29V96;2.5mR/hr;	428 sq cm each;2900 System		
435	1111	Quad D	Ball Valve, 21 ea	29V76 thru 2[illegible] 9V89 thru	29V93;29V127 thru 29V132;332	sq cm ea;2.5mR/hr;2900 System	

2900 STS RAD WASTE SHIP INFO BY FLDG
12-17-95
09:52:47

PD235 Number of Records Read: 493
PD236 Number of Records Selected: 51

3300 SYSTEM RAD WASTE SHIP 1040 10 HLDG
03-31-86
15:35:35

ITEM	BLDG	LOC IN BUILDING	ITEM DESCRIPTION	SIZE	WT LBS	VOL CU FT	MATL OF CONST	RAD 'UV'	RAD UCI/CM	PRINCIPLE ISOTOPES	REC#
109	1111	-15'Dry Annulus	Pipe SCH 40;16" Waste Air Line	L-225';D-16"	14175	314	Carbon Steel	1.8	1.8E-7	60 Co;55 Fe	1
110	1111	Near Reactor Tk	Pipe SCH 40, Reactor Tank Cont Air	L-60';D-2"	220	1.8	Stainless St	1.2E-1	1.2E-6	60 Co;55 Fe	2
111	1111	CV Bur in Concr	Containment Vessel Cont Air Pipe	L-58';D-6"	1100	14	Carb Stl Pipe	1.5E-1	3E-7	60 Co;55 Fe	3
124	1111	Quad A	Needle Valve	3/8"	1	.0092	Stainless St	8.1E-5	1.7E-7	60 Co;55 Fe	4
125	1111	Quad A	Needle Valve	3/8"	1	.0046	Stainless St	8.1E-5	1.7E-7	60 Co;55 Fe	5
126	1111	Quad A	Ball Valve	1/2"	1	.002	Stainless St	1.6E-4	3.5E-7	60 Co;55 Fe	6
127	1111	Quad A	Ball Valve	1"	2.5	.02	Stainless St	3.2E-4	2.8E-7	60 Co;55 Fe	7
146	1111	-27' Quad B	Pipe SCH 40 Cont Air Frm Reactor Tk	L-150';D-2"	548	4.7	Carbon Steel	4.1E-1	1.6E-6	60 Co;55 Fe	8
147	1111	Quad B	Pipe SCH 40 Contaminated Air	L-10';D-2-1/2"	58	.5	Carbon Steel	4.9E-2	1.9E-6	60 Co;55 Fe	9
148	1111	CV	Ring Header & Pipe in Quad B	L-40';D-4"	431.6	4.4	SS Pipe	1.4E-1	7.2E-7	60 Co;55 Fe	10
149	1111	Quad A,C,D	Quads to Ring Header Pipe	L-312";D-3"	196.8	1.7	Stainless St	6.9E-2	7.7E-7	60 Co;55 Fe	11
83	1111	-15' Level	Pipe SCH 40, 16" Waste Air Line	L-85';D-16"	5355	119	Carbon Steel	1.5E-1	6E-8	60 Co;55 Fe	12
84	1111	-25' Level PPP	PPP Sump Vent	L-25';D-4"	269.75	2.8	Carbon Steel	2.4	2E-5	60 Co;55 Fe	13
85	1111	-25'Pipe Trench	Pipe SCH 40 Contaminated Air frm RT	L-50';D-2"	182	1.5	Carbon Steel	5.1	6.2E-5	60 Co;55 Fe	14
86	1111	-25'	Containment Vessel Cont. Air Pipe	L-160';D-6"	3035.2	38	Carbon Steel	2.5	1.8E-6	60 Co;55 Fe	15
87	1111	Canal H -27'Bur	Waste Air frm Canal H to HPT	L-1260";D-2"	383.46	3.2	Carbon Steel	2.3E1	1.4E-4	60 Co;55 Fe	16
88	1111		Gate Valve, 2 ea	2"	20	.12	Stainless St	3.6E-2	3.8E-6	60 Co;55 Fe	17
90	1111		Check Valve	6"	179	1.4	Stainless St	8.2E-2	1E-6	60 Co;55 Fe	18
91	1111		Globe Valve	6"	245	4.2	Stainless St	1.5E-1	1.4E-6	60 Co;55 Fe	19
92	1111	West Airlock	Ball Valve	1/2"	1	.008	Stainless St	1.6E-4	3.5E-7	60 Co;55 Fe	20
93	1111	-25'	Gate Valve	4"	106	1.03	Stainless St	1E-2	2.2E-7	60 Co;55 Fe	21
26	1112	HL to HPT	Weld Hood Exhaust Pipe	L-20';D-12"	668	16	Carb Stl Pipe	2.2E1	7.4E-5	60 Co;90 Sr;137 Cs	22
27	1112	HPT	Weld Hood Exhaust Pipe	L-56';D-10"	1570	31	Carb Stl Pipe	5.2E1	7.3E-5	60 Co;90 Sr;137 Cs	23
28	1112	HPT	16" Waste Air Pipe, Insulated	L-200';D-16"	12600	282	Carb Stl Pipe	1.2E3	2.2E-4	60 Co;90 Sr;137 Cs	24
29	1112	HPT	Normal Vents; Cells 3 thru 7	L-215';D-20"	16899	469	Carb Stl Pipe	2.2E3	2.3E-4	60 Co;90 Sr;137 Cs	25
30	1112	HPT	22" Open Door Vent, Cells, 3 thru 7	L-215';D-22	18619	568	Carbon Steel	2.7E3	3.2E-4	60 Co;90 Sr;137 Cs	26
31	1112	HPT	Cells 1&2 Vent	L-276';D-24"	26110	867	Carbon Steel	2.5E3	2E-4	60 Co;90 Sr;137 Cs	27
32	1112	HPT	Contam Air from PPP Rm thru HPT	L-2400";D-2"	730.4	4.4	Carbon Steel	2.3E2	6.9E-4	60 Co;90 Sr;137 Cs	28
33	1112	HPT	PPP Sump Vent Pipe, Spiral	L-2400",D-4"	2158	17.5	Carbon Steel	1.9E2	2E-4	60 Co;90 Sr;137 Cs	29
34	1112	Hot Lab Off Gas	Waste Air frm Hot Dry Stor Off Gas	L-198';D-6"	3756	39	Carb Stl Pipe	2.3E2	1.3E-4	60 Co;90 Sr;137 Cs	30
35	1112	Hot Labs to HPT	Waste Air frm Hot Cells thru HPT	L-302';D-6"	5729	59	Carb Stl Pipe	4.5E3	1.7E-3	60 Co;90 Sr;137 Cs	31
36	1112	PPP Rm thru HPT	Containment Vessel Contaminated Air	L-200';D-6"	3794	39	Carb Stl Pipe	2.9E2	1.6E-4	60 Co;90 Sr;137 Cs	32
37	1112	HL Rm 22 to HPT	Weld Hood Exhaust Line	L-144';D-14"	6624	154	Carbon Steel	1.7E2	5.9E-5	60 Co;90 Sr;137 Cs	33
38	1112	Off Gas Rm 19	Gate Valve, 2 ea	6"	356	3.6	Stainless St	16.2	2E-4	60 Co;90 Sr;137 Cs	34
39	1112	HL, HPT	Gate Valve, 2 ea	2"	20	.12	Stainless St	18E-1	3.8E-4	60 Co;90 Sr;137 Cs	35
40	1112	HPT	Gate Valve, 4 ea	4"	424	4.12	Stainless St	21.6	4.4E-4	60 Co;90 Sr;137 Cs	36
41	1112	HPT	Glove Valve, 2 ea	3"	80	1.7	Stainless St	9.2	5E-4	60 Co;90 Sr;137 Cs	37
42	1112	Hot Lab Rm 19-A	Rec Tank Inside Cont Tank Off Gas	L-280';D-22"	2877	61.6	Stl 1/2" Wall	4.2E2	3.2E-4	60 Co;90 Sr;137 Cs	38
43	1112	HL Room 19-A	200' Pipe Connect Tanks on Off Gas	L-200'; D-4"	2158	75	SS Sch 40	7E2	7.2E-4	60 Co;90 Sr;137 Cs	39
44	1112	HL Room 19-A	200' Misc. Pipe	L-200';D-1/2"	543.4	60	SS Sch 40	2.9E2	1.2E-3	60 Co;90 Sr;137 Cs	40
45	1112	HL Room 19-A	Concrete Shield Block	Thick-24";D-66"	7128	47.51	Concrete	1.7E3	5.3E-4	60 Co;90 Sr;137 Cs	41
46	1112	Cell 1 to HPT	Vent Duct & Filter Housing	See Notes	927	6	Stl 1/4" Pl	1.9E2	4.5E-4	60 Co;90 Sr;137 Cs	42
47	1112	Cell 2 to HPT	Vent Duct & Filter Housing	See Notes	1483	10	Stl 1/4" Pl	2.6E2	3.9E-4	60 Co;90 Sr;137 Cs	43
48	1112	Cells 3-6, HPT	Vent Duct and 2 Filters	See Notes	3493	32	Steel 10 Gage	5.9E2	1.5E-3	60 Co;90 Sr;137 Cs	44
49	1112	Cell 7 to HPT	Vent Duct & Filter Housings	See Notes	719	7	Steel 10 Gage	1E3	3.2E-3	60 Co;90 Sr;137 Cs	45
10	1132	Out FH Bust-Stk	Contaminated Air Piping	L-25';D-6"	474.25	6	Carb St Pipe	3.9E-2	1.8E-7	60 Co;90 Sr;137 Cs	47
12	1132	0' Outside FH	Stack	L-100';D-60"	65013	1963	Carb Steel	5.2	1.8E-7	60 Co;90 Sr;137 Cs	48
22	1132	0' Exht Hdr FH	54" Main Header Pipe	L-63';D-54	18347	1002	Carb St Pipe	5.2E-1	6.2E-8	60 Co;90 Sr;137 Cs	49
23	1132	0' Blwr to Hdr	Pipe Header frm Blower to Header	L-12';D-30	1941.5	59	Carb St 1/2"	5.5E-2	6.2E-8	60 Co;90 Sr;137 Cs	50
24	1132	FH 1st Floor	Butterfly Valve	12"	285	4.88	Cast Iron	.01	7.9E-8	60 Co;90 Sr;137 Cs	51
25	1132	FH 1st Floor	Gate Valve	12"	645	6.2	Stainless St	.01	4.6E-8	60 Co;90 Sr;137 Cs	52
26	1132	FH 1st Floor	Butterfly Valve	16"	450	17.4	Steel	.05	2.4E-7	60 Co;90 Sr;137 Cs	53
27	1132	FH 1st Floor	Butterfly Valve	30"	1772	134.5	Stainless St	.27	3.3E-7	60 Co;90 Sr;137 Cs	54
28	1132	FH 1st Floor	Gate Valve, 2 ea	4"	212	2	Stainless St	.02	2.1E-7	60 Co;90 Sr;137 Cs	5

3300 SYSTEM RAD WASTE SHIP INFO BY BLDG
03-31-86
15:25:54

ITEM	BLDG	LOC IN BUILDING	ITEM DESCRIPTION	NOTES	NOTES CONTINUED	ADDITIONAL NOTES	FINAL NOTES
109	1111	-15'Dry Annulus	Pipe SCH 40;16" Waste Air Line	Exposed;875815 sq cm;15 ur/hr;	3300 sys		
110	1111	Near Reactor Tk	Pipe SCH 40, Reactor Tank Cont Air	Buried in Concrete;34669 sq cm 40 ur;3300 sys			
111	1111	CV Bur in Concr	Containment Vessel Cont Air Pipe	Fixed;93431.04 sq cm surface;	Buried in Concrete;18 ur;3300	sys	
124	1111	Quad A	Needle Valve	3300 sys;33V87;9 ur;180 sq cm	fixed		
125	1111	Quad A	Needle Valve	3300 sys;33V84;9 ur;180 sq cm	fixed		
126	1111	Quad A	Ball Valve	3300 sys;33V94;9 ur;238 sq cm	fixed		
127	1111	Quad A	Ball Valve	3300 sys;33V93;9 ur;428 sq cm	fixed		
146	1111	-27' Quad B	Pipe SCH 40 Cont Air Frm Reactor Tk	100'Buried in Concrete;80 ur/	hr;57783 sq cm per 100';3300	sys	
147	1111	Quad B	Pipe SCH 40 Contaminated Air	Buried in concrete;80 ur/hr;	6995 sq cm;3300 sys		
148	1111	CV	Ring Header & Pipe in Quad B	Fixed;39205.07 sq cm surface;	Buried in concrete;40 ur/hr;	3300 sys	
149	1111	Quad A,C,D	Quads to Ring Header Pipe	Fixed;19372.13 sq cm surface;	Buried in concrete;40 ur/hr;	3300 sys	
83	1111	-15' Level	Pipe SCH 40, 16" Waste Air Line	Exposed;5 ur/hr;330863 sq cm;	3300 sys		
84	1111	-25' Level PPP	PPP Sump Vent	Fixed;27359 sq cm surface;	exposed;2000 c/m;3300 sys		
85	1111	-25'Pipe Trench	Pipe SCH 40 Contaminated Air frm RT	Exposed;2 mr/hr;28891.5 sq cm;	3300 sys		
86	1111	-25'	Containment Vessel Cont. Air Pipe	Fixed;257740.8 sq cm surface;	exposed;110 ur/hr;3300 sys		
87	1111	Canal H -27'Bur	Waste Air frm Canal H to HPT	Fixed;52605.7 sq cm surface;5	mr/hr;buried in concrete;3300	sys	
88	1111		Gate Valve, 2 ea	3300 sys;33V15,-16 RB;1041 sq	cm fixed;200 ur		
90	1111		Check Valve	3300 sys;33V29RB;150 ur;6153	sq cm fixed.		
91	1111		Globe Valve	3300 sys;33V28RB;200 ur;8849	sq cm fixed		
92	1111	West Airlock	Ball Valve	3300 sys;33V97;9 ur;238 sq cm	fixed		
93	1111	-25'	Gate Valve	3300 sys;33V01 RB-25;6153 sq	cm fixed;20 ur		
26	1112	HL to HPT	Weld Hood Exhaust Pipe	Fixed;62057.2 sq cm surface;	4 mr;3300 sys		
27	1112	HPT	Weld Hood Exhaust Pipe	Fixed;146187.44 sq cm surface;	4 mr;3300 sys		
28	1112	HPT	16" Waste Air Pipe, Insulated	Fixed;778502 sq cm surface;18	mr avg;3300 sys		
29	1112	HPT	Normal Vents; Cells 3 thru 7	Fixed;1150510.75 sq cm surface	21 mr;3300 sys		
30	1112	HPT	22" Open Door Vent., Cells, 3 thru 7	Fixed;1046645.2 sq cm surface;	29 mr;3300 sys		
31	1112	HPT	Cells 1&2 Vent	Fixed;1610269.1 sq cm surface;	17 mr;3300 sys		
32	1112	HPT	Contam Air from PPP Rm thru HPT	Fixed;115566 sq cm surface, 22	mr;3300 sys		
33	1112	HPT	PPP Sump Vent Pipe, Spiral	fixed;218872 sq cm surface; 10	mr;3300 sys		
34	1112	Hot Lab Off Gas	Waste Air frm Hot Dry Stor Off Gas	Fixed;318965.73 sq cm surface;	8 mr;3300 sys		
35	1112	Hot Labs to HPT	Waste Air frm Hot Cells thru HPT	Fixed;486503.28 sq cm surface;	102 mr; 3300 sys		
36	1112	PPP Rm thru HPT	Containment Vessel Contaminated Air	Fixed;322176 sq cm surface;10	mr; 3300 sys		
37	1112	HL Rm 22 to HPT	Weld Hood Exhaust Line	Fixed;490957 sq cm surface;4 mr	3300 sys		
38	1112	Off Gas Rm 19	Gate Valve, 2 ea	33V18+12, 33V19+12; 9007 sq cm	fixed; 10 mr/hr; 3300 sys		
39	1112	HL, HPT	Gate Valve, 2 ea	33V85 Bent; 33V86 Bent; 1041	sq cm fixed;degasser tie;10	mr/hr; 3300 sys; 2 ea	
40	1112	HPT	Gate Valve, 4 ea	33V20+12, 33V21+12, 33V22 HPT;	33V71 HL; 10 mr/hr; 6153 sq cm	3300 sys, 4 ea	
41	1112	HPT	Glove Valve, 2 ea	33V95 HPT, 33V96 HPT;10 mr/hr;	5211 cm sq fixed; 3300 sys; 2	ea	
42	1112	Hot Lab Rm 19-A	Rec Tank Inside Cont Tank Off Gas	Fixed;129725.72 sq cm surface;	32 mr; 3300 sys		
43	1112	HL Room 19-A	200' Pipe Connect Tanks on Off Gas	Fixed;218872.4 sq cm surface;	36 mr; 3300 sys		
44	1112	HL Room 19-A	200' Misc. Pipe	Fixed;92342.6 sq cm surface;	36 mr; 3300 sys		
45	1112	HL Room 19-A	Concrete Shield Block	Fixed;529602.08 sq cm surface;	36 mr; 3300 sys		
46	1112	Cell 1 to HPT	Vent Duct & Filter Housing	Fixed;83592 sq cm surface;25	mr; 3300 sys;Vent 22"x10"x5';	& 30"x10"x8';Hsg. 24"x64"x10"	
47	1112	Cell 2 to HPT	Vent Duct & Filter Housing	Fixed;133747.2 sq cm surface;	22 mr; 3300 sys;Vent 24"x10"x	6' & 30"x10"x12';Hsg. 24"x60"x 10"	
48	1112	Cells 3-6, HPT	Vent Duct and 2 Filters	Fixed;144222 sq cm surface ea	cell;46 mr; 3300 sys;Vent 10"x 20"x12' & 10"x20"x13-1/2';Fil. 2 ea cell 20"x30"x10"		
49	1112	Cell 7 to HPT	Vent Duct & Filter Housings	Fixed; 118744.5 sq cm surface	100 mr; 3300 sys;Vent 22"x10-	1/2"x12' & 15"x10"x10';Hsgs.	20"x30"x10" & 15"x18"x10"
10	1132	Out FH Bent-Stk	Contaminated Air Piping	Fixed;36859.27 sq cm surface;	12 ur/hr; 3300 sys		
12	1132	0' Outside FH	Stack	Fixed;80 d/m beta-gamma;40 ur/	hr;1459263.91 sq cm;3300 sys		
22	1132	0' Exht Hdr FH	54" Main Header Pipe	3300 sys;fixed;827598.5 sq cm	surface; 7 ur/hr		
23	1132	0' Blwr to Hdr	Pipe Header frm Blower to Header	Fixed;87514.63 sq cm surface;	3300 sys;7 ur/hr		
24	1132	FH 1st Floor	Butterfly Valve	3300 sys;33V06;7 ur/hr;16305	sq cm fixed		
25	1132	FH 1st Floor	Gate Valve	3300 sys;33V92;7 ur/hr;21465	sq cm fixed		
26	1132	FH 1st Floor	Butterfly Valve	3300 sys;33V61;14 ur/hr;38235	sq cm fixed		
27	1132	FH 1st Floor	Butterfly Valve	3300 sys;33V30;18 ur/hr;165790	sq cm fixed		
28	1132	FH 1st Floor	Gate Valve, 2 ea	3300 sys;33V25,-26;18 ur/hr;	6153 sq cm fixed		

3300 SYSTEM RAD WASTE SHIP INFO BY BLDG
03-31-86
15:35:35

ITEM	BLDG	LOC IN BUILDING	ITEM DESCRIPTION	SIZE	WT LBS	VOL CU FT	MATL OF CONST	RAD TOT UCI	RAD UCI/CM	PRINCIPLE ISOTOPES	REC#
29	1132	FH 1st Floor	Gate Valve, 2 ea	6"	356	3.6	Stainless St	.03	1.8E-7	60 Co;90 Sr;137 Cs	56
30	1132	FH 1st Floor	Butterfly Valve, 2 ea	6"	120	3.4	Cast Iron	.03	4.8E-7	60 Co;90 Sr;137 Cs	57
31	1132	Hh 1st Floor	Butterfly Valve, 3 ea	24"	3060	98	Cast Iron	.22	1.6E-7	60 Co;90 Sr;137 Cs	58
32	1132	0' Main Fl Ar#1	Fan Bag & 15 HP Motor Cell 3-7 Vent	W-26;D-45	450	30	Carb Stl	1.7E-1	8.7E-7	60 Co;90 Sr;137 Cs	59
33	1132	0' Main Fl Ar#1	Fan Bag & 20 HP Motor Cell 1-2 Vent	W-26;D-45	450	32	Carb Stl	.18	8.8E-7	60 Co;90 Sr;137 Cs	60
34	1132	0' Main Fl Ar#1	Fan Bag & 15 HP Motor Cell 3-7 Vent	W-26;D-45	450	30	Carb Stl	1.7E-1	8.7E-7	60 Co;90 Sr;137 Cs	61
35	1132	0' Main Fl Rm#1	Fan Bag with 1 HP Motor	W-12;D-20	275	6	Carb Stl	.02	1.5E-7	60 Co;90 Sr;137 Cs	62
36	1132	0' Main Fl Rm#1	Fan Bag with 15 HP motor	W-30";D-55-1/2"	550	50.4	Carb Stl	.05	2.1E-7	60 Co;90 Sr;137 Cs	63
37	1132	0' Main Fl Rm#1	Fan Bag with 3/4 HP Motor	W-16;D-20	275	6	Carb Stl	.02	1.7E-7	60 Co;90 Sr;137 Cs	64
38	1132	0' Main Fl Rm#1	Fan Bag with 1 HP Motor	W-16;D-20	275	6	Carb Stl	.02	1.7E-7	60 Co;90 Sr;137 Cs	65
39	1132	0' SE Crnr Rm#1	Compressor Ingersol Rand 2 stage	L-104;W-30;H-37	4500	67	Crb St Cst Ir	5.6E-2	2.7E-8	60 Co;90 Sr;137 Cs	66
40	1132	0' SE Crnr Rm#1	Compressor Ingersol Rand 2 stage	L-104;W-30;H-37	4500	67	Crb St Cst Ir	.22	1.1E-7	60 Co;90 Sr;137 Cs	67
41	1132	0' Main Fl Rm#1	Fan Bag with 5 HP Motor	W-18;D-32	350	12	Carb Stl	.11	7.0E-7	60 Co;90 Sr;137 Cs	68
42	1132	0' Main Fl Rm#1	Fan Bag with 2 HP Motor	W-16;D-29	325	10	Carb Stl	.10	7.0E-7	60 Co;90 Sr;137 Cs	69
47	1132	-12' Bmst Rm 6	Air Receiver Tank	H-80-1/2;D-24	750.6	21	Carb St	2.0E-2	5.9E-8	60 Co;90 Sr;137 Cs	70
48	1132	-15' Bmst Rm 6	Air Monitor Tanks, 4 ea	H-81;D-42	6361.6	288	Crb St 3/8 Wl	16.8E-2	23.6E-8	60 Co;90 Sr;137 Cs	71
97	1132	Basement Room 8	Contaminated Air Piping to Filters	L-65';D-6"	1233	15.6	Carb Stl Pipe	2.4E-4	4.2E-7	60 Co;90 Sr;137 CS	72
98	1132	Basement Room 8	Contaminated Air Piping to Filters	L-44';D-4"	474.76	5	Carb Stl Pipe	1.6E-1	7.6E-7	60 Co;90 Sr;137 CS	73
99	1132	Basement Room 8	Contaminated Air Piping to Filters	L-70';D-10"	2833.6	44	Carb Stl Pipe	1.4	1.2E-7	60 Co;90 Sr;137 CS	74
100	1132	Basement Room 8	Contaminated Air Piping to Filters	L-70';D-10"	2833.6	44	Carb Stl Pipe	16	1.2E-5	60 Co;90 Sr;137 CS	75
101	1132	Basement Room 8	Contaminated Air Piping to Filters	L-6';D-12"	297.6	5.3	Carb Stl Pipe	1.8	1.3E-6	60 Co;90 Sr;137 CS	76
102	1132	Bmst N Wall Rm8	16" Waste Air Line Pipe	L-50';D-16"	3150	70	Carb Stl Pipe	2.4E-1	1.7E-7	60 Co;90 Sr;137 CS	77
103	1132	-12' frm HPT #8	Contaminated Air Pipe	L-45';D-2"	164.3	1.4	Carb Stl	2.2	2.9E-5	60 Co;90 Sr;137 CS	78
104	1132	Bmst to Stk #8	Contaminated Air Pipe	L-52';D-12"	2579.2	46	Carb Stl	2.0E-1	1.7E-7	60 Co;90 Sr;137 CS	79
105	1132	Bmst to Filters	PPP Sump Vent Pipe	L-49';D-4"	528.71	5.4	Carb Stl	1.3	5.2E-6	60 Co;90 Sr;137 CS	80
106	1132	Bmst to Filters	Contaminated Air Pipe CV	L-25';D-6"	474.25	6	Carb Stl	1.3E-1	6.4E-7	60 Co;90 Sr;137 CS	81
107	1132	Basement	Check Valve	8"	329	3.0	Cast Iron	.08	5.6E-7	60 Co;90 Sr;137 CS	82
108	1132	Basement	Gate Valve	10"	450	9.7	Carbon Steel	.05	2.5E-7	60 Co;90 Sr;137 CS	83
109	1132	Basement	Butterfly Valve, 4 ea	6"	240	7	Cast Iron	.10	9.4E-7	60 Co;90 Sr;137 CS	84
110	1132	Basement	Butterfly Valve, 3 ea	20"	2151	70	Cast Iron	37.3	3.8E-5	60 Co;90 Sr;137 CS	85
111	1132	Basement	Gate Valve, 2 ea	2"	20	.12	Brass	.56	6.2E-5	60 Co;90 Sr;137 CS	86
112	1132	Basement	Gate Valve, 9 ea	4"	954	9.3	Stainless St	.10	2.3E-7	60 Co;90 Sr;137 CS	87
113	1132	Basement	Check Valve, 2 ea	6"	358	2.8	Cast Iron	.06	3.8E-7	60 Co;90 Sr;137 CS	88
114	1132	Basement	Globe Valve, 8 ea	4"	532	14	Stainless St	.13	5.2E-7	60 Co;90 Sr;137 CS	89
115	1132	Basement	Globe Valve, 15 ea	1/2"	30	.19	Stainless St	.004	3.3E-7	60 Co;90 Sr;137 CS	90
116	1132	Basement	Check Valve, 1 ea	1/2"	2	.008	Stainless St	.0002	2.4E-7	60 Co;90 Sr;137 CS	91
117	1132	Basement	Pressure Relief, 2 ea	1/2"	2	.017	Stainless St	.0004	4.1E-7	60 Co;90 Sr;137 CS	92
118	1132	Basement	Solenoid Operated, 1 ea	2"	.5	.06	Cast Iron	.003	1.5E-6	60 Co;90 Sr;137 CS	93
119	1132	Basement	Butterfly Valve, 2 ea	24	2040	65	Cast Iron	51.7	5.6E-6	60 Co;90 Sr;137 CS	94
120	1132	-12' NE Bmst	Filter Bag for Off Gas Waste Air	L-83;W-28;H-28	125	11	Carb Steel	.18	3.1E-6	60 Co;90 Sr;137 CS	95
121	1132	-12' E Bmst	Filter Bag for CV Air Vent	L-75;W-24;H-25	125	10	Carb Steel	.11	1.9E-6	60 Co;90 Sr;137 CS	96
123	1132	-12'NC Bmst	Filter Bag 2" Tank Vent	L-80;W-24;H-24	150	22	Carb Steel	.31	4.5E-6	60 Co;90 Sr;137 CS	97
124	1132	-12'NCAW Bmst	Filter Bag for PPH & HRA Vent	L-83;W-24;H-24	150	24	Aluminum	.15	2.2E-6	60 Co;90 Sr;137 CS	98
125	1132	-12'NC Bmst	Hot Cell Vacuum	L-80;W-24;H-24	150	26.7	Carb Steel	.24	3.5E-6	60 Co;90 Sr;137 CS	99
126	1132	-12'Ctr Bmst	Hood Vent for Hot Lab Decon	L-95;W-52;H-52	275	149	Carb Steel	.53	4.2E-6	60 Co;90 Sr;137 CS	100
127	1132	-12' E Bmst	Filter Housing for Pump House Vent	L-75;W-24;H-25	125	26	Carb Steel	.10	1.8E-6	60 Co;90 Sr;137 CS	101
128	1132	-12'NE Bmst	Filter Housing for Waste Air System	L-78;W-28;H-28	120	35	Carb Steel	.18	3.3E-6	60 Co;90 Sr;137 CS	102
129	1132	-12' Crnr Bmst	Filter Housing for Bmst & HPT Vent	L-102;W-101;H-79	2175	471	Carb Steel	2.2	2.2E-6	60 Co;90 Sr;137 CS	103
130	1132	-12' W Bmst	Filter Housing for Cells 3-7	L-132;W-49;H-80	1260	395	Carb Steel	60.5	1.1E-4	60 Co;90 Sr;137 CS	104
131	1132	-12' W Bmst	Filter Housing for Cells 1-2	L-132;W-73;H-80	1382	550	Carb Steel	18.2	2.9E-5	60 Co;90 Sr;137 CS	105
132	1132	-12' Ctr Bmst	Filter Housing for Cells 3-7	L-264;W-49;H-80	1260	599	Carb Steel	5.3	9.3E-6	60 Co;90 Sr;137 CS	106
14	1134	Frm PPH to HPT	Cont. Air Frm PPH to HPT Buried	L-145';D-8"	4140	51	Carbon Steel	181	5.8E-6	60 Co;55 Fe;137 Cs	107
15	1134	Piping frm Rm	Contaminated Air Piping	L-86';D-8	2455	30	Carbon Steel	81	7.3E-5	60 Co;55 Fe;137 Cs	108
16	1134	Piping frm Rm	Contaminated Air Piping	L-21';D-6"	398.3	4.1	Carbon Steel	15	8.4E-5	60 Co;55 Fe;137 Cs	109

3300 SYSTEM RAD WASTE SHIP INFO HX BLDG
03-31-86
15:25:54

ITEM	BLDG	LOC IN BUILDING	COMM DESCRIPTION	NOTES	NOTES CONTINUED	ADDITIONAL NOTES	FINAL NOTES	REC#
29	1132	FH 1st Floor	Gate Valve, 2 ea	3300 sys;33V23,-24;18 ur/hr;	9007 sq cm fixed			56
30	1132	FH 1st Floor	Butterfly Valve, 2 ea	3300 sys;33V05,-07;18 ur/hr;	8075 sq cm fixed			57
31	1132	FH 1st Floor	Butterfly Valve, 3 ea	3300 sys;33V02,-03,-04;	57379 sq cm fixed;14 ur/hr			58
32	1132	0' Main Fl Ar#1	Fan Reg & 15 HP Motor Cell 3-7 Vent	33F02;Fixed;0 d/m beta-gamma;	0 d/m alpha;44224.69 sq cm;	45 ur/hr;3300 sys		59
33	1132	0' Main Fl Ar#1	Fan Reg & 20 HP Motor Cell 1-2 Vent	33F03;fixed;94 d/m beta-gamma;	0 d/m alpha;44224.69 sq cm;	45 ur/hr;3300 sys		60
34	1132	0' Main Fl Ar#1	Fan Reg & 15 HP Motor Cell 3-7 Vent	33F04;fixed;2 d/m beta-gamma;	2 d/m alpha;44224.69 sq cm;	45 ur/hr;3300 sys		61
35	1132	0' Main Fl Rm#1	Fan Reg with 1 HP Motor	33F16;fixed;0 d/m beta-gamma;	0 d/m alpha;3300 sys;18 ur/hr;	11355 sq cm imcludes 12' of	6" pipe	62
36	1132	0' Main Fl Rm#1	Fan Reg with 15 HP motor	33F01;fixed;0 d/m beta-gamma;	0 d/m alpha;3300 sys;7 ur/hr;	82713 sq cm		63
37	1132	0' Main Fl Rm#1	Fan Reg with 3/4 HP Motor	33F06;fixed;0 d/m beta-gamma;	0 d/m alpha;3300 sys;18 ur/hr;	13419 sq cm		64
38	1132	0' Main Fl Rm#1	Fan Reg with 1 HP Motor	33F07;fixed;0 d/m beta-gamma;	<1 d/m alpha;3300 sys;18 ur/hr	13419 sq cm		65
39	1132	0' SE Crnr Rm#1	Compressor Ingersol Rand 2 stage	33F01;fixed;0 d/m beta-gamma;	3 d/m alpha;104206.2 sq cm;	6 ur/hr;3300 sys		66
40	1132	0' SE Crnr Rm#1	Compressor Ingersol Rand 2 stage	33F02;fixed;48 d/m beta-gamma;	0 d/m alpha;104206.2 sq cm;	6 ur/hr;3300 sys		67
41	1132	0' Main Fl Rm#1	Fan Reg with 5 HP Motor	33F06;fixed;0 d/m beta-gamma;	0 d/m alpha;3300 sys;18 ur/hr;	68985 sq cm including 12' of	14" pipe	68
42	1132	0' Main Fl Rm#1	Fan Reg with 2 HP Motor	33F15;fixed;0 d/m beta-gamma;	0 d/m alpha;3300 sys;63734 sq	cm including 12' of 14" pipe;	18 ur/hr	69
47	1132	-12' Bmst Rm 6	Air Receiver Tank	Fixed;44984.56 sq cm; 5 ur/hr;	3300 sys			70
48	1132	-15' Bmst Rm 6	Air Monitor Tanks, 4 ea	Fixed;95318.64 sq cm each tank	5 ur/hr;3300 sys			71
97	1132	Basement Room 8	Contaminated Air Piping to Filters	Fixed;104710.97 sq cm surface;	25 ur/hr;3300 sys			72
98	1132	Basement Room 8	Contaminated Air Piping to Filters	Fixed;48153.83 sq cm surface;	38 ur/hr;3300 sys			73
99	1132	Basement Room 8	Contaminated Air Piping to Filters	Fixed;182734.3 sq cm surface;	90 ur/hr;3300 sys			74
100	1132	Basement Room 8	Contaminated Air Piping to Filters	Fixed;182734.3 sq cm;3300 sys;	1000 ur/hr			75
101	1132	Basement Room 8	Contaminated Air Piping to Filters	Fixed;18617 sq cm surface;	3300 sys;1100 ur/hr			76
102	1132	Bmst N Wall Rm6	16" Waste Air Line Pipe	Fixed;194625.5 sq cm surface;	14 ur/hr;3300 sys			77
103	1132	-12' frm HPT #8	Contaminated Air Pipe	Fixed;26002.35 sq cm surface;	950 ur/hr;3300 sys			78
104	1132	Bmst to Stk #8	Contaminated Air Pipe	Fixed;161348.72 sq cm surface;	14 ur/hr;3300 sys			79
105	1132	Bmst to Filters	PPP Sump Vent Pipe	Fixed;53623.64 sq cm surface;	260 ur/hr;3300 sys			80
106	1132	Bmst to Filters	Contaminated Air Pipe CV	Fixed;40272 sq cm surface;38	ur/hr;3300 sys			81
107	1132	Basement	Check Valve	3300 sys;33V56;80 ur/hr;11[illegible]	sq cm fixed			82
108	1132	Basement	Gate Valve	3300 sys;33V90;20 ur/hr;28328	sq cm fixed			83
109	1132	Basement	Butterfly Valve, 4 ea	3300 sys;33V08,-10,-11,-13;35	ur/hr;8075 sq cm fixed			84
110	1132	Basement	Butterfly Valve, 3 ea	3300 sys;33V14,-17,-62;3 mr/hr	46027 sq cm fixed			85
111	1132	Basement	Gate Valve, 2 ea	3300 sys;33V53,-54;3 mr/hr;	1041 sq cm fixed			86
112	1132	Basement	Gate Valve, 9 ea	3300 sys;33V91,-31,-32,-33,-34	-39,-40,-41,-42;20 ur/hr;6153	sq cm fixed		87
113	1132	Basement	Check Valve, 2 ea	3300 sys;33V52,-55;50 ur/hr;	6862 sq cm fixed			88
114	1132	Basement	Globe Valve, 8 ea	3300 sys;33V35,-36,-37,-38,-43	-44,-45,-46;20 ur/hr;8707 sq	cm fixed		89
115	1132	Basement	Globe Valve, 15 ea	3300 sys;33V57,-58,-59,-60,-67	-69,-72,-73,-74,-75,-76,-77,	-78,-79,-80;332 sq cm fixed;	10 ur/hr	90
116	1132	Basement	Check Valve, 1 ea	3300 sys;33V68;10 ur/hr;238	sq cm fixed			91
117	1132	Basement	Pressure Relief, 2 ea	3300 sys;33V65,-66;10 ur/hr;	206 sq cm fixed			92
118	1132	Basement	Solenoid Operated, 1 ea	3300 sys;33V12;42 ur/hr;883 sq	cm fixed			93
119	1132	Basement	Butterfly Valve, 2 ea	3300 sys;33V63,-64;5 mr/hr;	57379 sq cm fixed			94
120	1132	-12' NE Bmst	Filter Reg for Off Gas Waste Air	33U10;Fixed;70072.8 sq cm;	28 ur/hr;3300 sys			95
121	1132	-12' E Bmst	Filter Reg for CV Air Vent	33U11;Fixed;55147.5 sq cm;	22 ur/hr;3300 sys			96
123	1132	-12'NC Bmst	Filter Reg 2" Tank Vent	33U12;Fixed;56966.4 sq cm;60	ur/hr;3300 sys			97
124	1132	-12'NC&W Bmst	Filter Reg for PPH & HRA Vent	33U15;Fixed;58824 sq cm;6000	d/m beta-gamma;3300 sys			98
125	1132	-12'NC Bmst	Hot Cell Vacuum	33U05;Fixed;56966.4 sq cm;46	ur/hr;3300 sys			99
126	1132	-12'Ctr Bmst	Hood Vent for Hot Lab Decon	33U06;Fixed;16233.6 sq cm;36	ur/hr;3300 sys			100
127	1132	-12' E Bmst	Filter Housing for Pump House Vent	33U07;Fixed;55147.5 sq cm;20	ur/hr;3300 sys			101
128	1132	-12'NE Bmst	Filter Housing for Waste Air System	33U08;Fixed;66460.8 sq cm;30	ur/hr;3300 sys			102
129	1132	-12' Crnr Bmst	Filter Housing for Bmst & HPT Vent	33U01;Fixed;984773.1 sq cm;25	ur/hr;3300 sys			103
130	1132	-12' W Bmst	Filter Housing for Cells 3-7	33U02;Fixed;270229.2 sq cm;	800 to 2000 ur/hr;3300 sys			104
131	1132	-12' W Bmst	Filter Housing for Cells 1-2	33U03;Fixed;335664.4 sq cm;	300 to 600 ur/hr;3300 sys			105
132	1132	-12' Ctr Bmst	Filter Housing for Cells 3-7	33U04;Fixed;489890.4 sq cm;	120 ur/hr;3300 sys			106
14	1134	Frm PPH to HPT	Cont. Air Frm PPH to HPT Buried	Fixed;304433 sq cm surface;	3300 sys; 400 ur/hr;.4 mr/hr			107
15	1134	Piping frm Rms	Contaminated Air Piping	Fixed;180560 sq cm surface;	5 mr/hr;3300 sys			108
16	1134	Piping frm Rms	Contaminated Air Piping	Fixed; 33828.6 sq cm surface;	5 mr/hr;3300 sys			109

3300 SYSTEM RAD WASTE SHIP INFO BY BLDG
03-31-86
15:35:35

ITEM	BLDG	LOC IN BUILDING	ITEM DESCRIPTION	SIZE	WT LBS	VOL CU FT	MATL OF CONST	RAD TOT UCI	RAD UCI/GM	PRINCIPLE ISOTOPES	REC#
11	1141	ROLB Basement	Cont. Air Return-16" Exper. Air In	134';D-8"	3825.7	47	Carb St Pipe	2	1.1E-6	60 Co;55 Fe	110
119	1133	Room 15	Air Handling Unit, 3300 Evaporator								111
152	1135	Room 15	Blower Unit Evaporator Room 3300								112
147	1132	ROOM 1	FH VENTILATION CONTROL PANEL 3300								113

PD235 Number of Records Read: 112
PD236 Number of Records Selected: 112

3300 SYSTEM RAD WASTE SHIP INFO BY BLDG
03-31-86
15:25:54

ITEM	BLDG	LOC IN BUILDING	ITEM DESCRIPTION	NOTES	NOTES CONTINUED	ADDITIONAL NOTES	FINAL NOTES
11	1141	BOLB Basement	Cont. Air Return-16" Exper. Air In	Fixed; 2813447.45 sq cm surf.; 8 ur; 3300 sys			
119	1133	Room 15	Air Handling Unit, 3300 Evaporator	Fixed;3300 System			
132	1133	Room 15	Blower Unit Evaporator Room 3300	Fixed;3300 System			
147	1132	ROOM 1	FH VENTILATION CONTROL PANEL 3300	FIXED;3300 System			

FH235 Number of Records Read: 112
FH236 Number of Records Selected: 112

3500 SYSTEM RAD WASTE SHIP INFO BY BLDG
03-31-86
15:45:53

ITEM	BLDG	LOC IN BUILDING	ITEM DESCRIPTION	SIZE	WT LBS	VOL CU FT	MATL OF CONST	RAD TOT UCI	RAD UCI/CM	PRINCIPLE ISOTOPES	HMC#
50	1112	HL Room 19-A	Scrubber off Gas Sys	L-252;D-24	1657	68	SS 3/16" Wall	4.1E2	5.5E-4	60 Co;90 Sr;137 Cs	5
51	1112	HL Room 19-A	Containment Tank off Gas Sys	L-488;D-66	18083	975	Steel 1/2" Wl	2.2E3	2.7E-4	60 Co;90 Sr;137 Cs	6
52	1112	HL Room 19-A	Absorber, 2 ea, Off Gas Sys	L-90;D-28	3816	80	Steel 1/2" Wl	1.9E2	2.2E-4	60 Co;90 Sr;137 Cs	7
53	1112	HL Room 19-A	Air Rec, 4 ea inside Cont. Tank	L-260;D-24	12000	283	Steel 1/2" Wl	4.6E2	3.4E-4	60 Co;90 Sr;137 Cs	8
54	1112	Hot Dry Stg BPT	Off Gas Contaminated Air	L-540";D-4"	486.5	3.9	Carbon Steel	4.4E1	2.0E-4	60 Co;90 Sr;137 Cs	9
55	1112	Room 19-A	Globe Valve; 27 ea	1"	94.5	.31	Stainless St	203E-1	127E-4	60 Co;90 Sr;137 Cs	10
56	1112	Room 19-A	Globe Valve, 2 ea	1-1/4"	6	.09	Stainless St	7.4E-1	5.4E-4	60 Co;90 Sr;137 Cs	11
57	1112	Room 19-A	Globe Valve, 1 ea	1-1/2"	7	.06	Stainless St	5.4E-1	1.7E-4	60 Co;90 Sr;137 Cs	12
58	1112	Room 19-A	Globe Valve, 6 ea	3/4"	15	.084	Stainless St	9.6E-1	8.4E-4	60 Co;90 Sr;137 Cs	13
59	1112	Room 19-A	Pressure Relief, 2 ea	1/2"	2	.017	Stainless St	2E-1	4.6E-4	60 Co;90 Sr;137 Cs	14
60	1112	Room 19-A	Globe Valve, 10 ea	4"	1330	17	Stainless St	47	77E-5	60 Co;90 Sr;137 Cs	15
61	1112	Room 19-A	Check Valve, 5 ea	1"	12.5	.09	Stainless St	8E-1	7E-4	60 Co;90 Sr;137 Cs	16
62	1112	Room 19-A	Globe Valve, 1 ea	2-1/2"	18	.2	Stainless St	1.1	1.3E-4	60 Co;90 Sr;137 Cs	17
63	1112	Room 19-A	Gate Valve, 1 ea	1"	2.5	.035	Stainless St	3.2E-1	2.8E-4	60 Co;90 Sr;137 Cs	18
64	1112	Room 19-A	Gate Valve, 1 ea	2-1/2"	16	.09	Stainless St	6.4E-1	8.9E-5	60 Co;90 Sr;137 Cs	19
65	1112	Room 18	Globe Valve, 1 ea	1/2"	2	.013	Stainless St	1E-1	1.2E-4	60 Co;90 Sr;137 Cs	20
66	1112	Room 18	Pressure Relief	1"	2.5	.02	Stainless St	1E-2	9.5E-6	60 Co;90 Sr;137 Cs	21
67	1112	Room 18	Gate Valves, 7 ea	1"	17.5	.245	Stainless St	14.7E-1	13.3E-4	60 Co;90 Sr;137 Cs	22
68	1112	Room 20	Ball Valve, 1 ea	3/4"	1.5	.014	Stainless St	1E-1	2.3E-4	60 Co;90 Sr;137 Cs	23
69	1112	Room 20	Gate Valve, 2 ea	3/4"	4	.036	Stainless St	2.8E-1	3E-4	60 Co;90 Sr;137 Cs	24
70	1112	Room 19-A	Gate Valves, 2 ea	1"	2.5	.035	Stainless St	4.2E-1	3.8E-5	60 Co;90 Sr;137 Cs	25
146	1132	ROOM 1	OFF GAS CLEAN UP CONSOLE 3500								31

PD235 Number of Records Read: 22
PD236 Number of Records Selected: 22

3500 SYSTEM RAD WASTE SHIP INFO BY BLDG
03-31-86
15:48:15

ITEM	BLDG	LOC IN BUILDING	ITEM DESCRIPTION	NOTES	NOTES CONTINUED	ADDITIONAL NOTES	FINAL NOTES
50	1112	HL Room 19-A	Scrubber off Gas Sys	Fixed;128372.93 sq cm surface;	36 mr; 3500 sys		
51	1112	HL Room 19-A	Containment Tank off Gas Sys	Fixed;698,111.81 sq cm on surface	36 mr;3500 sys		
52	1112	HL Room 19-A	Absorber, 2 ea, Off Gas Sys	Fixed;59003.95 sq cm on surf;	Mfg dwgs. wt = 3029 complete;	36 mr;3500 sys	
53	1112	HL Room 19-A	Air Rec, 4 ea inside Cont. Tank	Fixed;142,005.02 sq cm on surf	36 mr; 3500 sys		
54	1112	Hot Dry Stg HPT	Off Gas Contaminated Air	Fixed;49,247.88 sq cm surface;	10 mr thru HPT; exposed;3500	sys	
55	1112	Room 19-A	Globe Valve; 27 ea	35V02,-15,-17,-20 thru -35,-40	-43 thru -48, -54;6 mr;1419 sq cm; fixed; 3500 sys		
56	1112	Room 19-A	Globe Valve, 2 ea	35V41, 35V42, 6mr;706 sq cm;	fixed; 3500 sys		
57	1112	Room 19-A	Globe Valve, 1 ea	35V17, 6 mr;1044 sq cm; fixed;	3500 sys		
58	1112	Room 19-A	Globe Valve, 6 ea	35V13,-14,-51,-52,-53,-62; 6mr	354 sq cm fixed; 3500 sys		
59	1112	Room 19-A	Pressure Relief, 2 ea	35V49, 35V50;6 mr;206 sq cm;	fixed 3500 sys		
60	1112	Room 19-A	Globe Valve, 10 ea	35V03 thru -12, 6 mr;8707 sq	cm fixed; 3500 sys		
61	1112	Room 19-A	Check Valve, 5 ea	35V18, -36 thru -39;6 mr; 397	sq cm; fixed; 3500 sys		
62	1112	Room 19-A	Globe Valve, 1 ea	35V16, 6 mr; 2115 sq cm fixed;	3500 sys		
63	1112	Room 19-A	Gate Valve, 1 ea	35V55; 660 sq cm fixed; 6 mr;	3500 sys		
64	1112	Room 19-A	Gate Valve, 1 ea	35V01; 1212 sq cm; 6 mr; 3500	sys; fixed		
65	1112	Room 18	Globe Valve, 1 ea	35V59; 4 mr; 332 sq cm fixed;	3500 sys		
66	1112	Room 18	Pressure Relief	35V58;4 mr; 397 sq cm fixed;	3500 sys		
67	1112	Room 18	Gate Valves, 7 ea	35V56,-57,-60,-61,-63,-70,-71;	4 mr;660 sq cm fixed; 3500 sys		
68	1112	Room 20	Ball Valve, 1 ea	35V66;4 mr;338 sq cm fixed;	3500 sys		
69	1112	Room 20	Gate Valve, 2 ea	35V67,-68;4 mr; 403 sq cm;	fixed; 3500 sys		
70	1112	Room 19-A	Gate Valves, 2 ea	35V64,-65;660 sq cm fixed;	4 mr; 3500 sys		
146	1132	ROOM 1	OFF GAS CLEAN UP CONSOLE 3500	FIXED;3500 System			

PD235 Number of Records Read: 22
PD236 Number of Records Selected: 22

6.3 ITEMS OF FIXED AND LOOSE EQUIPMENT WHICH ARE NOT PART OF A SYSTEM

A large number of items which are not part of a PBRF system are present in all locations of the facility. These were radiologically classified and characterized. Recommended disposition of these items are included in this section and presented according to building and location. The following list shows the disposition and characteristics of such items within buildings containing radiological zones. Unless characterized to the contrary, most items are considered as radiological waste. Items within PBRF buildings which do not have radiological control zones are considered to be available for clean salvage or clean scrap.

CV RAD WASTE & EQUIP DISP BLDG 1111
04-03-86
08:02:08

ITEM	BLDG	LOC IN BUILDING	ITEM DESCRIPTION	SIZE	WT LBS	VOL CU FT	MATL OF CONST	RAD TOT UCI	RAD UCI GM	PRINCIPLE ISOTOPES	REC#
11	1111	Cnl E 0' Level	Neutron Radiograph Cabinet	L-38;W-18;H-78	60	27	Carbon Steel	1.8	6.5E-5	60 Co;55 Fe	11
12	1111	0' CV E Stairwl	CV Air Monitor Console	L-18;W-22;H-82	150	18.8	Carbon Steel	2.1E-2	3.1E-7	60 Co;55 Fe	12
13	1111	0' CV E A/C Unt	Air Flow Monitor	L-31;W-19;H-19	400	6.5	Carbon Steel	4.4E-7	2.4E-12	60 Co;55 Fe	13
14	1111	0' Quad D	Console	L-25;W-21;H-67	175	20.4	Carbon Steel	1.4E-6	1.8E-11	60 Co;55 Fe	14
15	1111	0' Opst Quad D	0-2 Sampler for Dome	L-24;W-24;H-74	225	24.7	Carbon Steel	2.4E-6	2.3E-11	60 Co;55 Fe	15
16	1111	0' CV E Airlock	Experiment 62-16 Console	L-22;W-23;H-67	200	19.6	Carb St Elec	8.1E-2	9E-7	60 Co;55 Fe	16
17	1111	0' CV E Airlock	Console by Quad C	L-30;W-46;H-69	300	55	Carbon Steel	1E-1	7.9E-7	60 Co;55 Fe	17
18	1111	0' CV E Airlock	Console by Quad C	L-24;W-45;H-22	150	12.5	Carb St Alum	2.1 E-6	3.1E-11	60 Co;55 Fe	18
19	1111	0'CV Stairs Ann	Exp-Pre Fab Console	L-20;W-74;H-67	450	63	Carb St Alum	8.1E-6	3.9E-11	60 Co;55 Fe	19
20	1111	0' N Quad D	Console Above Quad D	L-21;W-22;H-83	200	21.9	Carbon Steel	9.3E-2	1.0E-6	60 Co;55 Fe	20
21	1111	0' Quad D	Console Above Quad D	L-25;W-33;H-77	180	25.6	Carbon Steel	4.9E-6	6E-11	60 Co;55 Fe	21
22	1111	0' Quad D	Valve Panel	L-14;W-60;H-36	250	17.5	Carb Stl SS	8.1E-6	7.2E-11	60 Co;55 Fe	22
23	1111	0'E Airlock	Console Outside Quad C	L-6;W-20;H-20	60	2	Carbon Steel	1.6E-2	5.8E-7	60 Co;55 Fe	23
24	1111	0' CV Stairs An	Lead Lined Rabbit Storage Cabinet	L-24;W-30;H-33	400	13.75	Carb Stl Lead	7.2E-2	3.9E-7	60 Co;55 Fe	24
25	1111	0'CV by Quad A	Console by Quad A Outside Fence	L-25;W-46;H-70	250	46.6	Carb Stl Elec	3.5E-6	3.1E-11	60 Co;55 Fe	25
26	1111	0'CV by Quad D	Console over Quad D	L-18;W-22;H-66-1/2	175	15.2	Carbon Steel	1.7E-6	2.2E-11	60 Co;55 Fe	26
27	1111	0'CV by Quad D	Compressor and Valve Console	L-38;W-82;H-60	2000	108.2	Cb St SS Alum	1.1E-5	1.3E-11	60 Co;55 Fe	27
28	1111	0' to 0 Area	Tool Cabinet Drawer	L-24;W-14;H-3.5	15	1	Carbon Steel	9.1E-3	4.1E-6	60 Co;55 Fe	28
30	1111	0'Cnl E in Cabt	Fuel Element Pieces,9030,9019,LAS		100	2	SS AL Cad Ber	.04	8E-7	60 Co;55 Fe	30
31	1111	N Truck Door 0'	Blower Unit 31-F-18	W-17;D-32	150	4	Carbon Steel	.15	2.2E-6	60 Co;55 Fe	31
32	1111	0'Rear Elevator	Elevator Car	L-46;W-44;H-108	300	8	Wood Carb St	1.1	8.6E-6	60 Co;55 Fe	32
33	1111	0'Rear Elevator	Blower Unit Buffalo Forged,31F17	L-4";D-10"x4"	10	1	Carbon Steel	.007	1.4E-6	60 Co;55 Fe	33
34	1111	0'Canal E	Come-A-Log Wire Hoist	L-12;W-6	30	.5	SS Alum	1.2E-3	9.3E-8	60 Co;55 Fe	34
35	1111	0'Canal E	Neutron Radiograph;Parts in Cabinet	L-18;W-36;H-72	200	6	SS Alum	1.7	1.9E-5	60 Co;55 Fe	35
36	1111	0' Quad D	1" Yellow Drum 55 Gallon	H-34.5";D-22.5"	150	7.2	SS Al Cb St C	9.4E-2	1.4E-6	60 Co;55 Fe	36
37	1111	0' Quad D	#2 Orange Drum 30 Gallon	H-30";D-18-1/4"	150	7.2	SS Al Cb St C	6.5E-2	9.6E-7	60 Co;55 Fe	37
38	1111	0' Quad D	#3 Yellow Drum 55 Gallon	H-34.5";D-22.5"	150	7.2	SS Al Cb St C	7.5E-2	1.1E-6	60 Co;55 Fe	38
39	1111	0'Quad D	#4 Yellow Drum 55 Gallon	H-34.5";D-22.5"	150	7.2	SS Al Cb St C	.15	2.2E-6	60 Co;55 Fe	39
40	1111	0' Lily Pad	Tool Box on LP	L-72;W-30;H-45	400	45	Alum Carb Stl	.80	4.3E-6	60 Co;55 Fe	40
50	1111	-7 Trk Door St	Barton Differential Pressure System	8"x8" (2 ea);1-gauge 7"	30	2.5	SS Aluminum	.03	2.2E-6	60 Co;55 Fe	49
51	1111	-7 E Stairwell	Barton Differential Flow Gauge HT-2C	L-7;D-7	15	.75	Aluminum	.006	9.5E-7	60 Co;55 Fe	50
52	1111	-7 W Stairwell	Vacuum System	W-10;D-30	150	4	Crb St Plst	1.3E-6	1.9E-11	60 Co;55 Fe	51
54	1111	-15'Dry Annulus	Vacuum Tank and Pump Unit	L-96;D-24	800	24	Carbon Steel	.38	1E-6	60 Co;55 Fe	53
55	1111	-15'Dry Annulus	Wood Block Door Stop	L-16;W-7;H-4	15	1.5	Wood	.02	2.4E-6	60 Co;55 Fe	54
57	1111	-15'Dry Annulus	Cabinet 66-06	L-48;W-60;H-36	2500	60	Carb St Lead	4.7E-5	4.2E-11	60 Co;55 Fe	56
58	1111	-15'Dry Annulus	Detector and Collection Pot	H-20";D-11"	85	2	Stainless St	1.8E-6	4.6E-11	60 Co;55 Fe	57
61	1111	-25CV Dry Annul	Tank on Wheels	L-74;D-67	1000	150	Carbon Steel	1.3	2.9E-6	60 Co;55 Fe	60
62	1111	-25CV Dry Annul	Quad D Hot Cave Filter Unit	L-18;W-48;H-36	150	18	Carbon Steel	.13	2.0E-6	60 Co;55 Fe	61
63	1111	-25CV Dry Annul	Quad D Hot Cave Manipulator	L-72;W-6;H-6	60	1.5	Alum SS	.10	3.8E-6	60 Co;55 Fe	62
64	1111	-25 Dry Annulus	Exp 69-02 Panel	W-24;H-53	60	2	Aluminum	1.8E-3	6.9E-8	60 Co;55 Fe	63
65	1111	-25 Dry Annulus	Quad C Cont Gas Storage Sys Cabinet	W-60;H-60;D-39	1500	18	Carbon Steel	2.8E-6	4.2E-12	60 Co;55 Fe	64
66	1111	-25 Dry Annulus	Binary Gas Panel	L-44;W-30	60	2	Aluminum	3.8E-7	1.4E-11	60 Co;55 Fe	65
67	1111	-25 Dry Annulus	Manipulator, M01 8;Serial #976	L-56;W-64	250	6	SS Alum	1.5E-2	1.3E-7	60 Co;55 Fe	66
68	1111	-25 Dry Annulus	Differential Pressure Panel	W-48;H-24	125	3	Aluminum	.01	2.4E-7	60 Co;55 Fe	67
70	1111	-25 Dry Annulus	Panel U01,2,3	L-48;W-36	175	1.5	Aluminum	1E-3	1.2E-8	60 Co;55 Fe	69
71	1111	-25 Dry Annulus	Flow Panel HB's	L-72;W-60	500	3	SS Carb Stl	7.5E-1	3.3E-6	60 Co;55 Fe	70
72	1111	-25 Dry Annulus	Panel Green	L-36;W-12;H-12	150	1	SS Carb Stl	.14	2.1E-6	60 Co;55 Fe	71
73	1111	-25 Dry Annulus	Mobile Gas Purifier	L-36;W-36;H-28	175	18	Carbon Steel	2.9E-2	3.7E-7	60 Co;55 Fe	72
74	1111	-25 Dry Annulus	Helium Argon Sweep Gas Panel	W-28;H-80	125	3	Alum Carb Stl	1.3E-2	2.3E-7	60 Co;55 Fe	73
75	1111	-25 Dry Annulus	CV Rams System Vacuum Pump	L-62;W-24;H-48	1500	42	Carbon Steel	3.2E-6	4.8E-12	60 Co;55 Fe	74
77	1111	-25 Dry Annulus	Diaphram Head Assembly from Compres	H-6;D-48	3200	8	Stainless St	.02	1.4E-8	60 Co;55 Fe	76
78	1111	-25 Dry Annulus	Diaphram Head Assembly from Compres	H-6;D-48	3200	8	Stainless St	.02	1.4E-8	60 Co;55 Fe	77
79	1111	-25 Dry Annulus	Pump and Motor	L-72;W-24;H-36	2500	10	Stainless St	.6	5.3E-7	60 Co;55 Fe	78
81	1111	-40 Dry Annulus	Bottle Rack	L-24;W-12;H-36	40	1	Aluminum	.32	1.7E-5	60 Co;55 Fe	79

CV RAD WASTE & EQUIP DISP BLDG 1111
04-10-86
07:54:10

ITEM	BLDG	LOC IN BUILDING	ITEM DESCRIPTION	NOTES	NOTES CONTINUED	ADDITIONAL NOTES	FINAL NOTES	REC#
11	1111	Cnl E 0' Level	Neutron Radiograph Cabinet	Loose;65170.8 sq cm;300 ur				11
12	1111	0' CV E Stairwl	CV Air Monitor Console	Fixed;47420.4 sq cm surface;	5 ur/hr			12
13	1111	0' CV E A/C Unt	Air Flow Monitor	Fixed;19853 sq cm surface; 5	ur/hr			13
14	1111	0' Quad D	Console	Loose;46530 sq cm surface; 7	ur/hr			14
15	1111	0' Opst Quad D	0-2 Sampler for Dome	Fixed;53251.2 sq cm surface;	10 ur/hr			15
16	1111	0' CV E Airlock	Experiment 62-16 Console	Loose;45420.9 sq cm surface;	20 ur/hr			16
17	1111	0' CV E Airlock	Console by Quad C	Loose;85449.6 sq cm surface;	14 ur/hr			17
18	1111	0' CV E Airlock	Console by Quad C	Loose;33514.2 sq cm surface;	14 ur/hr			18
19	1111	0'CV Stairs Ann	Exp-Pre Fab Console	Fixed;100336.2 sq cm surface;	18 ur/hr			19
20	1111	0' N Quad D	Console Above Quad D	Fixed;51729 sq cm surface;20	ur/hr			20
21	1111	0' Quad D	Console Above Quad D	Fixed;55095.9 sq cm surface;	20 ur/hr			21
22	1111	0' Quad D	Valve Panel	Fixed;45201.6 sq cm surface;	40 ur/hr			22
23	1111	0'E Airlock	Console Outside Quad C	Loose;11868 sq cm surface;	15 ur/hr			23
24	1111	0' CV Stairs An	Lead Lined Rabbit Storage Cabinet	Loose;32275.8 sq cm surface;	25 ur/hr			24
25	1111	0'CV by Quad A	Console by Quad A Outside Fence	Loose;78948 sq cm surface;	10 ur/hr			25
26	1111	0'CV by Quad D	Console over Quad D	Loose;39422.4 sq cm surface;	10 ur/hr			26
27	1111	0'CV by Quad D	Compressor and Valve Console	Fixed;133076.4 sq cm surface;	20 ur/hr			27
28	1111	0' to 0 Area	Tool Cabinet Drawer	Loose;3882.9 sq cm; 80 ur				28
30	1111	0'Cnl E in Cabt	Fuel Element Pieces,9030,9019,LAS	Loose;402 d/m beta-gamma;300	c/m;60 ur;2205.9 sq cm surface each			30
31	1111	N Truck Door 0'	Blower Unit 31-F-18	Fixed;42299.28 sq cm;40 ur				31
32	1111	0'Rear Elevator	Elevator Car	Fixed;13054.8 sq cm;1000 ur				32
33	1111	0'Rear Elevator	Blower Unit Buffalo Forged,31F17	Fixed;1823.69 sq cm;40 ur				33
34	1111	0'Canal E	Come-A-Log Wire Hoist	Loose;1857.6 sq cm				34
35	1111	0'Canal E	Neutron Radiograph;Parts in Cabinet	58514.4 sq cm;loose;330 ur				35
36	1111	0' Quad D	1" Yellow Drum 55 Gallon	Loose;20858.50 sq cm;50 ur				36
37	1111	0' Quad D	#2 Orange Drum 30 Gallon	Loose;14468.61 sq cm;50 ur/hr				37
38	1111	0' Quad D	#3 Yellow Drum 55 Gallon	Loose;20858 sq cm;40 ur/hr				38
39	1111	0'Quad D	#4 Yellow Drum 55 Gallon	Loose;20858 sq cm;80 ur/hr				39
40	1111	0' Lily Pad	Tool Box on LP	Loose;87075 sq cm; 100 ur/hr				40
50	1111	-7 Trk Door St	Barton Differential Pressure System	Fixed;1631.19 sq cm;200 ur/hr				49
51	1111	-7 E Stairwell	Barton Diffential Flow Gauge HT-2C	Fixed;1489.35 sq cm;48 ur/hr				50
52	1111	-7 W Stairwell	Vacuum System	Fixed;15197.47 sq cm surface;	20 ur/hr			51
54	1111	-15'Dry Annulus	Vacuum Tank and Pump Unit	Fixed;52522.52 sq cm;80 ur/hr				53
55	1111	-15'Dry Annulus	Wood Block Door Stop	Fixed;2631.6 sq cm;70 ur/hr				54
57	1111	-15'Dry Annulus	Cabinet 66-06	Fixed;37307.2 sq cm surface;	filled with lead bricks;120	ur/hr		56
58	1111	-15'Dry Annulus	Detector and Collection Pot	Fixed;Detector=5683.86 sq cm;	Collection Pot=1458.9 sq cm;	70 ur/hr		57
61	1111	-25CV Dry Annul	Tank on Wheels	Loose;145946.56 sq cm surface;	22 d/m beta-gamma;2 d/m alpha;	6 ur;200 c/m maximum;200 d/m=	~2000 d/m	60
62	1111	-25CV Dry Annul	Quad D Hot Cave Filter Unit	Fixed;14796 sq cm surface;6	d/m beta-gamma;<1 d/m alpha;	8 ur;200 c/m maximum;2000 d/m		61
63	1111	-25CV Dry Annul	Quad D Hot Cave Manipulator	Fixed;11610 sq cm surface;	18 d/m beta-gamma;5 ur;200 c/m maximum;2000 d/m			62
64	1111	-25 Dry Annulus	Exp 69-02 Panel	Fixed;8204.4 sq cm background;	10 ur/hr			63
65	1111	-25 Dry Annulus	Quad C Cont Gas Storage Sys Cabinet	Fixed;62826.42 sq cm backgrnd;	10 ur/hr			64
66	1111	-25 Dry Annulus	Binary Gas Panel	Fixed;8,514 sq cm background;	10 ur/hr			65
67	1111	-25 Dry Annulus	Manipulator, M01 8;Serial #976	Loose 118,473.6 sq cm;28 d/m				66
68	1111	-25 Dry Annulus	Differential Pressure Panel	Fixed;7430.4 sq cm; 20 ur/hr				67
70	1111	-25 Dry Annulus	Panel U01,2,3	Fixed;11145.6 sq cm				69
71	1111	-25 Dry Annulus	Flow Panel HB's	Fixed;27,864 sq cm				70
72	1111	-25 Dry Annulus	Panel Green	Fixed;13003.2 sq cm;120 ur/hr				71
73	1111	-25 Dry Annulus	Mobile Gas Purifier	Loose;46440 sq cm; 7 ur/hr				72
74	1111	-25 Dry Annulus	Helium Argon Sweep Gas Panel	Fixed;14448 sq cm background;	10 ur/hr			73
75	1111	-25 Dry Annulus	CV Reme System Vacuum Pump	Fixed;72446.4 sq cm backgrnd;	10 ur/hr			74
77	1111	-25 Dry Annulus	Diaphram Head Assembly from Comprsr	Fixed;29179.14 sq cm surface;	25 d/m beta-gamma;<1 d/m alpha	8 ur/hr, <200 d/m;Compressor	6204 Exp Unit #1	76
78	1111	-25 Dry Annulus	Diaphram Head Assembly from Comprsr	Fixed;29179.14 sq cm surface;	20 d/m beta-gamma;3 d/m alpha	8 ur/hr;<200 c/m;Compressor	62-04 Exp #2 Unit	77
79	1111	-25 Dry Annulus	Pump and Motor	Fixed;171 d/m beta-gamma;2 d/m	alpha;100 ur maximum;1500 c/m	maximum;66873.6 sq cm		78
81	1111	-40 Dry Annulus	Bottle Rack	Loose;20433.6 sq cm;350 c/m;	~3500 d/m			79

CV RAD WASTE & EQUIP DISP BLDG 1111
04-10-86
08:32:52

ITEM	BLDG	LOC IN BUILDING	ITEM DESCRIPTION	FIXED OR LOOSE	CLEAN SCRAP	CLEAN SALVAGE	CONT SALV LICENSEE	CONT DECON	CONT RAD WASTE	REC#
11	1111	Cnl E 0' Level	Neutron Radiograph Cabinet	LOOSE				X		11
12	1111	0' CV E Stairwl	CV Air Monitor Console	FIXED	X					12
13	1111	0' CV E A/C Unt	Air Flow Monitor	FIXED	X					13
14	1111	0' Quad D	Console	LOOSE					X	14
15	1111	0' Opst Quad D	0-2 Sampler for Dome	FIXED	X					15
16	1111	0' CV E Airlock	Experiment 62-16 Console	LOOSE	X					16
17	1111	0' CV E Airlock	Console by Quad C	LOOSE	X					17
18	1111	0' CV E Airlock	Console by Quad C	LOOSE	X					18
19	1111	0'CV Stairs Ann	Exp-Pre Fab Console	FIXED	X					19
20	1111	0' N Quad D	Console Above Quad D	FIXED	X					20
21	1111	0' Quad D	Console Above Quad D	FIXED	X					21
22	1111	0' Quad D	Valve Panel	FIXED					X	22
23	1111	0'E Airlock	Console Outside Quad C	LOOSE	X					23
24	1111	0' CV Stairs An	Lead Lined Rabbit Storage Cabinet	LOOSE				X		24
25	1111	0'CV by Quad A	Console by Quad A Outside Fence	LOOSE	X					25
26	1111	0'CV by Quad D	Console over Quad D	LOOSE	X					26
27	1111	0'CV by Quad D	Compressor and Valve Console	FIXED					X	27
28	1111	0' to 0 Area	Tool Cabinet Drawer	LOOSE				X		28
30	1111	0'Cnl E in Cabt	Fuel Element Pieces,9030,9019,LAS	LOOSE					X	30
31	1111	N Truck Door 0'	Blower Unit 31-F-18	FIXED					X	31
32	1111	0'Rear Elevator	Elevator Car	FIXED					X	32
33	1111	0'Rear Elevator	Blower Unit Buffalo Forged,31F17	FIXED					X	33
34	1111	0'Canal E	Come-A-Log Wire Hoist	LOOSE					X	34
35	1111	0'Canal E	Neutron Radiograph;Parts in Cabinet	LOOSE					X	35
36	1111	0' Quad D	1" Yellow Drum 55 Gallon	LOOSE					X	36
37	1111	0' Quad D	#2 Orange Drum 30 Gallon	LOOSE					X	37
38	1111	0' Quad D	#3 Yellow Drum 55 Gallon	LOOSE					X	38
39	1111	0'Quad D	#4 Yellow Drum 55 Gallon	LOOSE					X	39
40	1111	0' Lily Pad	Tool Box on LP	LOOSE				X		40
50	1111	-7 Trk Door St	Barton Differential Pressure System	FIXED					X	49
51	1111	-7 E Stairwell	Barton Diffential Flow Gauge HT-2C	FIXED					X	50
52	1111	-7 W Stairwell	Vacuum System	FIXED				X		51
54	1111	-15'Dry Annulus	Vacuum Tank and Pump Unit	FIXED				X		53
55	1111	-15'Dry Annulus	Wood Block Door Stop	FIXED					X	54
57	1111	-15'Dry Annulus	Cabinet 66-06	FIXED				X		56
58	1111	-15'Dry Annulus	Detector and Collection Pot	FIXED				X		57
61	1111	-25CV Dry Annul	Tank on Wheels	LOOSE					X	60
62	1111	-25CV Dry Annul	Quad D Hot Cave Filter Unit	FIXED					X	61
63	1111	-25CV Dry Annul	Quad D Hot Cave Manipulator	FIXED			X			62
64	1111	-25 Dry Annulus	Exp 69-02 Panel	FIXED	X					63
65	1111	-25 Dry Annulus	Quad C Cont Gas Storage Sys Cabinet	FIXED					X	64
66	1111	-25 Dry Annulus	Binary Gas Panel	FIXED					X	65
67	1111	-25 Dry Annulus	Manipulator, M01 8;Serial #976	LOOSE			X			66
68	1111	-25 Dry Annulus	Differential Pressure Panel	FIXED	X					67
70	1111	-25 Dry Annulus	Panel U01,2,3	FIXED		X				69
71	1111	-25 Dry Annulus	Flow Panel HB's	FIXED					X	70
72	1111	-25 Dry Annulus	Panel Green	FIXED				X		71
73	1111	-25 Dry Annulus	Mobile Gas Purifier	LOOSE	X					72
74	1111	-25 Dry Annulus	Helium Argon Sweep Gas Panel	FIXED					X	73
75	1111	-25 Dry Annulus	CV Rams System Vacuum Pump	FIXED		X				74
77	1111	-25 Dry Annulus	Diaphram Head Assembly from Comprsr	FIXED				X		76
78	1111	-25 Dry Annulus	Diaphram Head Assembly from Comprsr	FIXED				X		77
79	1111	-25 Dry Annulus	Pump and Motor	FIXED					X	78
81	1111	-40 Dry Annulus	Bottle Rack	LOOSE				X		79

CV RAD WASTE & EQUIP DISP BLDG 1111
04-03-86
08:02:08

ITEM	BLDG	LOC IN BUILDING	ITEM DESCRIPTION	SIZE	WT LBS	VOL CU FT	MATL OF CONST	RAD TOT UCI	RAD UCI GM	PRINCIPLE ISOTOPES	REC#
82	1111	-40 Dry Annulus	Wright 3-ton Chain Hoist with Legs	L-26;W-96;H-26	200	4	Carbon Steel	2.2E-4	2.4E-9	60 Co;55 Fe	80
83	1111	-40 Dry Annulus	Pump & Motor 15P03 Aurora	L-48;W-18;H-18	275	1.5	SS Carb Stl	2.8E-3	2.3E-8	60 Co;55 Fe	81
84	1111	-40 Dry Annulus	Accumulator Tank	H-48;D-9-5/8	150	2	Carbon Steel	7.7E-4	1.1E-8	60 Co;55 Fe	82
85	1111	-40 Dry Annulus	15P01 Pump&Motor Aurora,Model E4B4	L-24;W-12;H-12	85	2	Carb Stl SS	1.3E-3	3.5E-8	60 Co;55 Fe	83
86	1111	-40 Dry Annulus	Shield Plug for 20V07 and 20V09	L-33;W-32;H-16	7000	10	Cb Stl Lead	.19	6.1E-8	60 Co;55 Fe	84
128	1111	-25' Quad A	Transfer Table with Snout Shield	L-180";W-30";H-36"	1600	1.02	SS Alum Lead	.51	7.1E-5	60 Co;55 Fe	126
129	1111	-25' Quad A	Track	L-50';W-1";H-4"	700	10	Stainless St	6.8	2.1E-5	60 Co;55 Fe	127
130	1111	-25' Quad A	Exp Gas Storage "Glub-Glub"	H-120";D-120"	15000	786	Stainless St	.54	8E-6	60 Co;55 Fe	128
131	1111	-25' Quad A	Cask A	H-36";D-28"	6000	25.6	SS Lead	.14	5.2E-7	60 Co;55 Fe	129
132	1111	-25' Quad A	Cask B	H-36";D-28"	6000	25.6	SS Lead	.14	5.2E-7	60 Co;55 Fe	130
133	1111	-25' Quad A	Shielded Cask A, Steel/Conc Lined	L-91";D-22"	8000	12.5	Carb St Concr	.10	2.8E07	60 Co;55 Fe	131
134	1111	-25' Quad A	62-01 Shielded Cask on Angle Iron	L-72";D-24"	5350	20	Carbon Steel	.13	5.4E-6	60 Co;55 Fe	132
135	1111	-25' Quad A	SS Shield on Angle Stand w/Cavity	L-33";D-14"	1000	6	SS Lead	.12	2.7E-6	60 Co;55 Fe	133
136	1111	-25' Quad A	Exp Holder Frame Angle Frame Work	L-48";W-36";H-30"	900	64	SS Alum	8	1.9E-5	60 Co;55 Fe	134
137	1111	-25' Quad A	Concrete Lined Drum w/Square Cavity	L-48";D-25"	1100	13.6	Crb St Concr	.58	1.2E-6	60 Co;55 Fe	135
138	1111	-25' Quad A	Miscel Piping; Flex Hoses, etc.	L-40';D-4	200	30	Stainless St	.03	3.1E-7	60 Co;55 Fe	136
139	1111	-25' Quad A	Perforated Handling Tool Rail	L-180";W-6";H-1"	60	7.5	Aluminum	.12	4.6E-5	60 Co;55 Fe	137
140	1111	-25' Quad A	Shielded Cask B, Stl painted conc	H-91";D-20"	8000	25	Crb St Concr	3.9E-2	1E-8	60 Co;55 Fe	138
141	1111	-25' Quad A	Shield with Cavity (ring w/cables)	H-66";D-11"	1400	5	SS Lead	.28	4.4E-5	60 Co;55 Fe	139
142	1111	-25' Quad A	Neutron Radiograph Stand	L-180";W-24";H-24"	100	60	Aluminum	2.7	5.9E-5	60 Co;55 Fe	140
143	1111	-25' Quad A	Rabbit Tray	L-36";W-18";H-4"	100	1.5	Aluminum	1	2.2E-5	60 Co;55 Fe	141
144	1111	-25' Quad A	Fuel Transfer Cask Open One End	L-48";W-6";H-6"	50	1	Aluminum	1.4	6E-5	60 Co;55 Fe	142
145	1111	-25' Quad A	Upper Grid Lifting Tool	L-36";W-8";H-12"	40	2	Stainless St	.44	2.4E-5	60 Co;55 Fe	143
154	1111	-25' Quad B	#65 HT-2-C	W-12";D-18"	250	1.5	Stainless St	2.9	2.6E-5	60 Co;55 Fe	152
155	1111	-25' Quad B	#66 Cable Drive Assy in Alum Hsg	L-48;W-6;H-18	40	8	SS Alum	.51	2.8E-5	60 Co;55 Fe	153
156	1111	-25' Quad B	#53 Lead Shield w/Angle Iron Frame	L-66;W-83;H-30	2700	16	Carb St Lead	.12	9.5E-8	60 Co;55 Fe	154
157	1111	-25' Quad B	#54 15 Underwater Lights	H-12";D-18"	225	15	Gls Chrm Brss	.75	112.5E-6	60 Co;55 Fe	155
159	1111	-25' Quad B	#61 Underwater Cart with Holders	L-72";W-60";H-18"	750	45	SS Alum Plst	13.6	4E-5	60 Co;55 Fe	157
160	1111	-25' Quad B	#62 Neutron Radiograph Assy	L-240";W-18";H-36"	400	90	Aluminum	87.9	4.8E-4	60 Co;55 Fe	158
161	1111	-25' Quad B	#63 Aluminum "H" Beam Fixture	L-144";W-3";H-4"	100	6	Aluminum	2	4.4E-4	60 Co;55 Fe	159
162	1111	-25' Quad B	#64 Lifting Fixture Painted White	L-96;W-48;D-6	600	15	Carbon Steel	6.5E-2	2.4E-7	60 Co;55 Fe	160
163	1111	-25' Quad B	#57 Flex Hose, 2" IPS	L-360";D-3"	100	18	Stainless St	.18	4.1E-6	60 Co;55 Fe	161
164	1111	-25' Quad B	#58 Sprocket and Chain	L-36";W-24";H-18"	100	9	Stainless St	.4	8.9E-6	60 Co;55 Fe	162
165	1111	-25' Quad B	#59 Cabinet Control	L-72;W-36;H-24	200	36	Alum Carb St	.12	1.3E-6	60 Co;55 Fe	163
166	1111	-25' Quad B	#60 Orange Drum PCW Sys Instr Ins	H-34.5;D-22.5	180	7.2	SS Carb Steel	.56	6.9E-6	60 Co;55 Fe	164
167	1111	-25' Quad B	#49 LC35 Cask	L-10;W-10;H-13	150	1	Carb St Lead	.006	9.1E-8	60 Co;55 Fe	165
168	1111	-25' Quad B	#50 Cask	L-10;W-10;H-13	150	1	Carb St Lead	.006	9.1E-8	60 Co;55 Fe	166
169	1111	-25' Quad B	#51 3 ea;Filter Tanks Resin System	H-38";D-15"	225	12	Carbon Steel	.03	12.9E-7	60 Co;55 Fe	167
170	1111	-25' Quad B	#52 Resin Tank "Aqueeering" Green	H-60";D-30"	250	22	Carbon Steel	.05	4.1E-7	60 Co;55 Fe	168
171	1111	-25' Quad B	#1 Cable Housing Assembly	L-48";W-24";H-12"	40	8	SS Aluminum	5.3E-6	7.3E-12	60 Co;55 Fe	169
172	1111	-25' Quad B	#2 Laboratory Oven "Labline"	L-19";W-19";H-24"	60	5	Carbon Steel	.13	5E-6	60 Co;55 Fe	170
173	1111	-25' Quad B	#3 Lead Shield	L-27";W-24";H-7"	400	2.7	Carb St Lead	3.3E-5	1.8E-10	60 Co;55 Fe	171
174	1111	-25' Quad B	#4 Steel Shield Plug	L-46";W-46";H-9"	5396	12	Carbon Steel	.17	7.2E-8	60 Co;55 Fe	172
175	1111	-25' Quad B	#5 Tube Seal Assembly Through Tube	D-13"	40	1	SS Plas Rubbr	2.9E-2	1.6E-6	60 Co;55 Fe	173
176	1111	-25' Quad B	#6 Through Tube Seal Assembly	H-6-1/2";D-19"	60	1.5	SS Plas Rubbr	.16	6E-6	60 Co;55 Fe	174
177	1111	-25' Quad B	#7 Beam Tube Seal Assembly	H-4-1/2";D-11"	40	1	SS Plas Rubbr	.12	6.4E-6	60 Co;55 Fe	175
178	1111	-25' Quad B	#8 Through Tube Seal Assembly	H-6-1/2";D-19"	60	1.5	SS Plas Rubbr	3.9E-2	1.4E-6	60 Co;55 Fe	176
179	1111	-25' Quad B	#48 LC6 Cask	H-16";D-9"	125	1.5	Carb St Lead	1.6E-2	2.8E-7	60 Co;55 Fe	177
180	1111	-25' Quad B	#10 3 each Hydraulic Actuators	L-93";W-18";H-6"	900	18	SS Alum Cb St	1.74	12.9E-6	60 Co;55 Fe	178
181	1111	-25' Quad B	#11 4 each Reg Rod Hydr Hoses	L-120";D-1-1/2"	340	12	SS Rubber	.48	12.8E-6	60 Co;55 Fe	179
182	1111	-25' Quad B	#12 6 each Beam Plug Assemblies	D-9"	900	12	SS Aluminum	See Notes	See Notes	60 Co;55 Fe	180
183	1111	-25' Quad B	#13 Control Cab EXP 62-05 & Piping	L-79";W-41";H-24"	250	45	Carbon Steel	.36	3.1E-6	60 Co;55 Fe	181
184	1111	-25' Quad B	#14 HT-1C Hand Valve Extention	L-72"'D-1-1/2"	60	2	Alum Carb St	.02	9.2E-7	60 Co;55 Fe	182
[illegible]	1111	-25' Quad B	#15 10 ea Shim Rod Act & Elec Motor	L-72";W-8";H-8"	1750	30	SS Al Crb St	295	37E-4	60 Co;55 Fe	

CV RAD WASTE & EQUIP DISP BLDG 1111
04-10-86
07:54:10

ITEM	BLDG	LOC IN BUILDING	ITEM DESCRIPTION	NOTES	NOTES CONTINUED	ADDITIONAL NOTES	FINAL NOTES	REC#
82	1111	-40 Dry Annulus	Wright 3-ton Chain Hoist with Legs	Loose;15 ur/hr;163.95 sq cm				80
83	1111	-40 Dry Annulus	Pump & Motor 15P03 Aurora	Fixed;26470.8 sq cm				81
84	1111	-40 Dry Annulus	Accumulator Tank	Fixed;10739.55 sq cm				82
85	1111	-40 Dry Annulus	15P01 Pump&Motor Aurora,Model E4B4	Fixed;9288 sq cm				83
86	1111	-40 Dry Annulus	Shield Plug for 20V07 and 20V09	Loose;27038.4 sq cm;80 ur/hr				84
128	1111	-25' Quad A	Transfer Table with Snout Shield	Loose;284,259.6 sq cm;2 mr/hr				126
129	1111	-25' Quad A	Track	Fixed;38751.6 sq cm;2 mr/hr				127
130	1111	-25' Quad A	Exp Gas Storage "Glub-Glub"	Loose;303101.56 sq cm;2 mr/hr				128
131	1111	-25' Quad A	Cask A	Loose;15886.44 sq cm;1 mr/hr				129
132	1111	-25' Quad A	Cask B	Loose;15886.44 sq cm;1 mr/hr				130
133	1111	-25' Quad A	Shielded Cask A, Steel/Conc Lined	Loose;11458.56 sq cm;1 mr/hr				131
134	1111	-25' Quad A	62-01 Shielded Cask on Angle Iron	Loose;73509.44 sq cm;2 mr/hr				132
135	1111	-25' Quad A	SS Shield on Angle Stand w/Cavity	Loose;13961.37 sq cm;1 mr/hr				133
136	1111	-25' Quad A	Exp Holder Frame Angle Frame Work	Loose;89184 sq cm;1 mr/hr				134
137	1111	-25' Quad A	Concrete Lined Drum w/Square Cavity	Loose;6443.54 sq cm;1 mr/hr				135
138	1111	-25' Quad A	Miscel Piping; Flex Hoses, etc.	Loose;43774.4 sq cm;145 d/m	beta-gamma;<1 d/m alpha			136
139	1111	-25' Quad A	Perforated Handling Tool Rail	Loose;13932 sq cm;1 mr/hr				137
140	1111	-25' Quad A	Shielded Cask B, Stl painted conc	Loose;11458.56 sq cm;38 ur/hr				138
141	1111	-25' Quad A	Shield with Cavity (ring w/cables)	Loose;23971.04 sq cm;26000c/m;	26000 d/m			139
142	1111	-25' Quad A	Neutron Radiograph Stand	Loose;30192.5 sq cm;1 mr/hr				140
143	1111	-25' Quad A	Rabbit Tray	Loose;11145.6 sq cm;1 mr/hr				141
144	1111	-25' Quad A	Fuel Transfer Cask Open One End	Loose;7662.6 sq cm;2 mr/hr				142
145	1111	-25' Quad A	Upper Grid Lifting Tool	Loose;4953.6 sq cm;1 mr/hr				143
154	1111	-25' Quad B	#65 HT-2-C	Loose;7659.47 sq cm;4200 ur/hr				152
155	1111	-25' Quad B	#66 Cable Drive Assy in Alum Hsg	Loose;14860.8 sq cm;380 ur/hr				153
156	1111	-25' Quad B	#53 Lead Shield w/Angle Iron Frame	Loose;32353.2 sq cm each sheet	40 ur/hr			154
157	1111	-25' Quad B	#54 15 Underwater Lights	Loose;3738.53 sq cm each light	150 ur/hr; 15 lights			155
159	1111	-25' Quad B	#61 Underwater Cart with Holders	Loose;75156.1 sq cm;2 mr/hr				157
160	1111	-25' Quad B	#62 Neutron Radiograph Assy	Loose;195090 sq cm;5000 ur/hr				158
161	1111	-25' Quad B	#63 Aluminum "H" Beam Fixture	Loose;22296 sq cm;20000 c/m =	~200000 d/m			159
162	1111	-25' Quad B	#64 Lifting Fixture Painted White	Loose;40611.12 sq cm;18 ur/hr				160
163	1111	-25' Quad B	#57 Flex Hose, 2" IPS	Loose;25528.9 sq cm;80 ur/hr				161
164	1111	-25' Quad B	#58 Sprocket and Chain	Loose;25077.6 sq cm;180 ur/hr				162
165	1111	-25' Quad B	#59 Cabinet Control	Fixed;66873.6 sq cm;20 ur/hr				163
166	1111	-25' Quad B	#60 Orange Drum PCW Sys Instr Ins	Loose;20858.5 sq cm;300 ur/hr				164
167	1111	-25' Quad B	#49 LC35 Cask	Loose;4644 sq cm;15 ur/hr				165
168	1111	-25' Quad B	#50 Cask	Loose;4644 sq cm;15 ur/hr				166
169	1111	-25' Quad B	#51 3 ea;Filter Tanks Resin System	Loose;4070.33 sq cm each;40	ur/hr;3 tanks			167
170	1111	-25' Quad B	#52 Resin Tank "Aquaneering" Green	Loose;14773.37 sq cm;35 ur/hr				168
171	1111	-25' Quad B	#1 Cable Housing Assembly	Loose;14860.8 sq cm;80 ur/hr				169
172	1111	-25' Quad B	#2 Laboratory Oven "Labline"	Loose;15196.2 sq cm;100 ur/hr				170
173	1111	-25' Quad B	#3 Lead Shield	Loose;33436.8 sq cm;220 ur/hr				171
174	1111	-25' Quad B	#4 Steel Shield Plug	Loose;32637 sq cm;60 ur/hr				172
175	1111	-25' Quad B	#5 Tube Seal Assembly Through Tube	Loose;2173.24 sq cm;150 ur/hr				173
176	1111	-25' Quad B	#6 Through Tube Seal Assembly	Loose;4331.28 sq cm;420 ur/hr				174
177	1111	-25' Quad B	#7 Beam Tube Seal Assembly	Loose;1615.99 sq cm;800 ur/hr				175
178	1111	-25' Quad B	#8 Through Tube Seal Assembly	Loose;4331.28 sq cm;100 ur/hr				176
179	1111	-25' Quad B	#48 LC6 Cask	Loose;1273.02 sq cm;150 ur/hr				177
180	1111	-25' Quad B	#10 3 each Hydraulic Actuators	Loose;21594.6 sq cm;300 ur;3	pieces			178
181	1111	-25' Quad B	#11 4 each Reg Rod Hydr Hoses	Loose;4582.34 sq cm each;300	ur/hr;4 pieces			179
182	1111	-25' Quad B	#12 6 each Beam Plug Assemblies	Loose;18875.28sqcm(2ea)=.2uCi,	2.9E-6 gm;13540.96 sqcm(2ea)=	.14 uCi,2.1E-6 gm;10669sqcm(2 ea)=.11 uCi,1.7E-6 gm,120 ur		180
183	1111	-25' Quad B	#13 Control Cab EXP 62-05 & Piping	Loose;78935.1 sq cm;50 ur/hr				181
184	1111	-25' Quad B	#14 HT-1C Hand Valve Extention	Loose;2770.27 sq cm;100 ur/hr				182
185	1111	-25' Quad B	#15 10 ea Shim Rod Act & Elec Motor	Loose;148660.8 sq cm each;2200	ur/hr;10 pieces			183

CV RAD WASTE & EQUIP DISP BLDG 1111
04-10-86
08:32:52

ITEM	BLDG	LOC IN BUILDING	ITEM DESCRIPTION	FIXED OR LOOSE	CLEAN SCRAP	CLEAN SALVAGE	CONT SALV LICENSEE	CONT DECON	CONT RAD WASTE	REC#
82	1111	-40 Dry Annulus	Wright 3-ton Chain Hoist with Legs	LOOSE				X		80
83	1111	-40 Dry Annulus	Pump & Motor 15P03 Aurora	FIXED				X		81
84	1111	-40 Dry Annulus	Accumulator Tank	FIXED				X		82
85	1111	-40 Dry Annulus	15P01 Pump&Motor Aurora,Model E4B4	FIXED				X		83
86	1111	-40 Dry Annulus	Shield Plug for 20V07 and 20V09	LOOSE				X		84
128	1111	-25' Quad A	Transfer Table with Snout Shield	FIXED					X	126
129	1111	-25' Quad A	Track	FIXED					X	127
130	1111	-25' Quad A	Exp Gas Storage "Glub-Glub"	LOOSE				X		128
131	1111	-25' Quad A	Cask A	LOOSE					X	129
132	1111	-25' Quad A	Cask B	LOOSE					X	130
133	1111	-25' Quad A	Shielded Cask A, Steel/Conc Lined	LOOSE					X	131
134	1111	-25' Quad A	62-01 Shielded Cask on Angle Iron	LOOSE					X	132
135	1111	-25' Quad A	SS Shield on Angle Stand w/Cavity	LOOSE					X	133
136	1111	-25' Quad A	Exp Holder Frame Angle Frame Work	LOOSE					X	134
137	1111	-25' Quad A	Concrete Lined Drum w/Square Cavity	LOOSE					X	135
138	1111	-25' Quad A	Miscel Piping; Flex Hoses, etc.	LOOSE					X	136
139	1111	-25' Quad A	Perforated Handling Tool Rail	LOOSE					X	137
140	1111	-25' Quad A	Shielded Cask B, Stl painted conc	LOOSE					X	138
141	1111	-25' Quad A	Shield with Cavity (ring w/cables)	LOOSE					X	139
142	1111	-25' Quad A	Neutron Radiograph Stand	LOOSE					X	140
143	1111	-25' Quad A	Rabbit Tray	LOOSE					X	141
144	1111	-25' Quad A	Fuel Transfer Cask Open One End	LOOSE					X	142
145	1111	-25' Quad A	Upper Grid Lifting Tool	LOOSE					X	143
154	1111	-25' Quad B	#65 HT-2-C	LOOSE					X	152
155	1111	-25' Quad B	#66 Cable Drive Assy in Alum Bag	LOOSE					X	153
156	1111	-25' Quad B	#53 Lead Shield w/Angle Iron Frame	LOOSE				X		154
157	1111	-25' Quad B	#54 15 Underwater Lights	LOOSE					X	155
159	1111	-25' Quad B	#61 Underwater Cart with Holders	LOOSE					X	157
160	1111	-25' Quad B	#62 Neutron Radiograph Assy	LOOSE					X	158
161	1111	-25' Quad B	#63 Aluminum "H" Beam Fixture	LOOSE					X	159
162	1111	-25' Quad B	#64 Lifting Fixture Painted White	LOOSE				X		160
163	1111	-25' Quad B	#57 Flex Hose, 2" IPS	LOOSE					X	161
164	1111	-25' Quad B	#58 Sprocket and Chain	LOOSE				X		162
165	1111	-25' Quad B	#59 Cabinet Control	FIXED		X				163
166	1111	-25' Quad B	#60 Orange Drum PCW Sys Instr Ins	LOOSE					X	164
167	1111	-25' Quad B	#49 LC35 Cask	LOOSE					X	165
168	1111	-25' Quad B	#50 Cask	LOOSE					X	166
169	1111	-25' Quad B	#51 3 ea;Filter Tanks Resin System	LOOSE					X	167
170	1111	-25' Quad B	#52 Resin Tank "Aquaneering" Green	LOOSE					X	168
171	1111	-25' Quad B	#1 Cable Housing Assembly	LOOSE					X	169
172	1111	-25' Quad B	#2 Laboratory Oven "Labline"	LOOSE					X	170
173	1111	-25' Quad B	#3 Lead Shield	LOOSE				X		171
174	1111	-25' Quad B	#4 Steel Shield Plug	LOOSE				X		172
175	1111	-25' Quad B	#5 Tube Seal Assembly Through Tube	LOOSE					X	173
176	1111	-25' Quad B	#6 Through Tube Seal Assembly	LOOSE					X	174
177	1111	-25' Quad B	#7 Beam Tube Seal Assembly	LOOSE					X	175
178	1111	-25' Quad B	#8 Through Tube Seal Assembly	LOOSE					X	176
179	1111	-25' Quad B	#48 LC6 Cask	LOOSE					X	177
180	1111	-25' Quad B	#10 3 each Hydraulic Actuators	LOOSE					X	178
181	1111	-25' Quad B	#11 4 each Reg Rod Hydr Hoses	LOOSE					X	179
182	1111	-25' Quad B	#12 6 each Beam Plug Assemblies	LOOSE				X		180
183	1111	-25' Quad B	#13 Control Cab EXP 62-05 & Piping	LOOSE	X					181
184	1111	-25' Quad B	#14 HT-1C Hand Valve Extention	LOOSE				X		182
185	1111	-25' Quad B	#15 10 ea Shim Rod Act & Elec Motor	LOOSE					X	183

CV RAD WASTE & EQUIP DISP BLDG 1111
04-03-86
08:02:08

ITEM	BLDG	LOC IN BUILDING	ITEM DESCRIPTION	SIZE	WT LBS	VOL CU FT	MATL OF CONST	RAD TOT UCI	RAD UCI GM	PRINCIPLE ISOTOPES	REC#
186	1111	-25' Quad B	#16 3 Each Flanges	D-19"	300	12	Stainless St	11.7E-3	26.1E-8	60 Co;55 Fe	184
187	1111	-25' Quad B	#17 4 Drums Labeled "VAFT Parts"	L-60";D-22-1/2	1000	64	SS Alum Cb St	17.2	15.2E-6	60 Co;55 Fe	186
188	1111	-25' Quad B	#18 26 each Dummy Fuel Elements	L-25;W-3;H-3	260	104	SS Aluminum	75.4	162.8E-4	60 Co;55 Fe	187
189	1111	-25' Quad B	#19 Horizontal Lead Shield Assembly	L-36";D-12"	500	2.5	Lead	.21	9.4E-7	60 Co;55 Fe	188
190	1111	-25' Quad B	#20 55 gal Yellow Drum	H-34-1/2";D-22-1/2"	150	7.2	Carbon Steel	18.8	2.8E-4	60 Co;55 Fe	189
191	1111	-25' Quad B	#21 Peerless Water Pump	L-20;W-10;H-18	30	2	Carbon Steel	.10	7.6E-6	60 Co;55 Fe	190
192	1111	-25' Quad B	#22 Precision Balance	L-16;W-12;H-18	30	2	SS Al Cb St B	.62	4.6E-5	60 Co;55 Fe	191
193	1111	-25' Quad B	#23 Precision Balance	L-16;W-12;H-18	20	2	SS Al Plastic	.08	8.6E-6	60 Co;55 Fe	192
194	1111	-25' Quad B	#24 Cabinet 2 Door Metal Storage	L-18;W-36;H-72	40	27	Carbon Steel	1.6	8.7E-5	60 Co;55 Fe	193
195	1111	-25' Quad B	#25 Fabricated Electron Emitter	L-12";D-6"	5	.25	SS Aluminum	.001	6.4E-7	60 Co;55 Fe	194
196	1111	-25' Quad B	#26 Precision Balance	H-20";D-14"	30	1.5	SS Al Cb St P	.01	9.5E-7	60 Co;55 Fe	195
197	1111	-25' Quad B	#27 Precision BAlance	H-20";D-14"	30	1.5	SS Al Cb St P	.008	5.7E-7	60 Co;55 Fe	196
198	1111	-25' Quad B	#28 Specimen Tensile Test Oven	L-16";W-16";H-21"	100	3.5	SS Cb St Copp	.05	1.1E-6	60 Co;55 Fe	197
199	1111	-25' Quad B	#29 Two Door Metal Storage Cabinet	L-72";W-36";H-18"	40	27	Carbon Steel	.21	1.2E-5	60 Co;55 Fe	198
200	1111	-25' Quad B	#30 Yellow 50 gal Drum, Lead Sheet	H-34-1/2";D-22-1/2"	600	7.2	Carb St Lead	.11	4.1E-7	60 Co;55 Fe	199
201	1111	-25' Quad B	#31 "Delta" Drill Press	L-30";W-28";H-36"	125	17.5	Carbon Steel	.02	4.0E-7	60 Co;55 Fe	200
202	1111	-25' Quad B	#32 Lead Shielded Inst Cab w/Piping	L-62";W-20";H-25"	500	18	SS Cb St Lead	.08	3.4E-7	60 Co;55 Fe	201
203	1111	-25' Quad B	#33 Centrifuge	H-36";D-30"	250	15	SS Carb St	.08	7.1E-7	60 Co;55 Fe	202
204	1111	-25' Quad B	#34 Centrifuge	H-36";D-30"	250	15	SS Carb St	.17	1.5E-6	60 Co;55 Fe	203
205	1111	-25' Quad B	#35 Orange Drum	H-30";D-18-1/4"	100	7.2	SS AL Crb St	1.2	2.6E-5	60 Co;55 Fe	204
206	1111	-25' Quad B	#36 Yellow Drum 55 gal	H-34-1/2";D-22-1/2"	150	7.2	SS AL Crb St	.71	1.0E-5	60 Co;55 Fe	205
207	1111	-25' Quad B	#37 Cask-Lead Filled	L-31;W-25;H-34	1800	16	Carb St Lead	.31	3.8E-7	60 Co;55 Fe	206
208	1111	-25' Quad B	#38 Reactor Core Measuring Tool	L-49;W-9;H-9	60	3	SS Alum	.15	5.6E-6	60 Co;55 Fe	207
209	1111	-25' Quad B	#39 Misc Gauge Panels, 3 ea	L-48;W-24	90	6	SS Alum Cb St	.12	9E-6	60 Co;55 Fe	208
210	1111	-25' Quad B	#40 Orange Drum, Pump House Parts	H-30";D-18-1/4	100	7.2	SS Alum Cb St	.13	2.9E-6	60 Co;55 Fe	209
211	1111	-25' Quad B	#41 Spare Upper Grid Assembly	L-36;W-15;H-5	40	1.5	Aluminum	.08	4.6E-6	60 Co;55 Fe	210
212	1111	-25' Quad B	#42 Cadmium Section Holding Contain	L-39;W-26;H-6	15	2	Aluminum	.06	8.4E-6	60 Co;55 Fe	211
213	1111	-25' Quad B	#43 UWER Window Housing	L-45;W-42;H-36	2000	48	Carbon Steel	.02	2.3E-7	60 Co;55 Fe	212
214	1111	-25' Quad B	#44 Shielding Plug	L-48";D-24"	2500	12.5	Alum Lead	.02	2.1E-8	60 Co;55 Fe	213
215	1111	-25' Quad B	Neutron Diff Exp Shielding 63-09		123283		Steel Alum	6.8	1.2E-7	60 Co;55 Fe	214
216	1111	-25' Quad B	Platform Around Shielding Area		4311		Steel WF Beam	2.5	1.3E-6	60 Co;55 Fe	215
217	1111	-25' Quad B	#45 Exp 63-04 End Cover	L-24";D-21"	80	4.8	Stainless St	5.5E-2	1.5E-6	60 Co;55 Fe	216
218	1111	-25' Quad B	#46 Steel Support Stand	L-104";W-33";H-43"	3500	85	Carbon Steel	2.5E-1	1.6E-7	60 Co;55 Fe	217
219	1111	Quad B	HB-5 Plug	L-148;D-15	124.9	3.9	Aluminum	3.9	6.9E-5	60 Co;55 Fe	218
220	1111	Quad B	HB-4 Plug	L-148;D-15	128	3.9	Aluminum	4	6.8E-5	60 Co;55 Fe	219
221	1111	Quad B	Thermal Column Liner	L-140";D-53"	10589	185.5	SS Concrete	5.9E1	1.2E-5	60 Co;55 Fe	220
222	1111	Quad B	Steel Shot Inside Beam Hole Adapter		12150	46.6	Iron Shot	1E1	1.8E-6	60 Co;55 Fe	221
223	1111	Quad B	HB-6 Thimble	L-150";D-24"	466	40	Aluminum	1.9E1	9.2E-5	60 Co;55 Fe	222
224	1111	Quad B	HB-5 Thimble	L-148";D-15"	202	15	Aluminum	8.7	9.5E-5	60 Co;55 Fe	223
225	1111	Quad B	HB-4 Thimble	L-148";D-15"	202	15	Aluminum	8.7	9.5E-5	60 Co;55 Fe	224
226	1111	Quad B	HB-6 Plug	L-150";D-24"	330	10.7	Aluminum	1.1	7.7E-5	60 Co;55 Fe	225
235	1111	-25' Quad C	Shim Rod, 2 ea	L-144";W-6;H-8	150	24	SS Aluminum	6.0	9.6E-5	60 Co;55 Fe	234
236	1111	-25' Quad C	Fuel Transfer Chute Assy		200	10	Stainless St	8.6	9.5E-5	60 Co;55 Fe	235
238	1111	-25' Quad C	HT-1 Table	L-204;W-32;H-24	4200	91	Stainless St	57.6	3E-5	60 Co;55 Fe	237
239	1111	-25' Quad C	HT-2 Table Exp & Gear Box	L-204;W-32;H-22	12000	98	Stainless St	34.5	6.3E-6	60 Co;55 Fe	238
240	1111	-25' Quad C	Track for Underwater Cart	L-120;W-175;H-4"	400	10	Stainless St	1.3	7.3E-6	60 Co;55 Fe	239
241	1111	-25' Quad C	LC6 Reg Rod, 8 ea	L-144;W-6;H-8	150	96	SS Aluminum	.24	3.6E-6	60 Co;55 Fe	240
242	1111	-25' Quad C	17H Drum Painted Black;Pb Wool	H-32;D-22-1/4	2450	7.2	Carb St Lead	6.7	2.7E-3	60 Co;55 Fe	241
243	1111	-25' Quad C	17H Drum Painted Yellow	H-32;D-22-1/4	150	7.2	Carbon Steel	4.3	6.3E-6	60 Co;55 Fe	242
244	1111	-25' Quad C	SS Basket w/Fuel Chute Liners	H-36;D-24	200	9.5	Stainless St	275.7	3E-3	60 Co;55 Fe	243
245	1111	-25' Quad C	Gear Box Drive Unit for HT-1	L-72;W-42;H-36	4000	42	Stainless St	16.6	9.1E-6	60 Co;55 Fe	244
246	1111	-25' Quad C	Exp 72-12 Lead Cask	L-78;D-22	9500	17	Carb St Lead	10.7	2.5E-6	60 Co;55 Fe	245
247	1111	-25' Quad C	Exp 72-12 Hot Cave Transfer Table	L-89;W-46;H-32	2500	95.8	Stainless St	17.3	1.5E-5	60 Co;55 Fe	246
248	1111	-25' Quad C	Loop Holder	L-33;W-31;H-24	600	14.2	Stainless St	5.9	2.2E-5	60 Co;55 Fe	247

CV RAD WASTE & EQUIP DISP BLDG 1111
04-10-86
07:54:10

ITEM	BLDG	LOC IN BUILDING	ITEM DESCRIPTION	NOTES	NOTES CONTINUED	ADDITIONAL NOTES	FINAL NOTES	REC#
								184
186	1111	-25' Quad B	#16 3 Each Flanges	Loose;3657.52 sq cm;12 mr/hr				186
187	1111	-25' Quad B	#17 4 Drums Labeled "VAFT Parts"	Loose;32067.24 sq cm;150 ur/hr	Standard 55 gal Drums welded			187
188	1111	-25' Quad B	#18 26 each Dummy Fuel Elements	Loose;2128.5 sq cm each;15 mr	~3500 ur/hr;26 pieces			188
189	1111	-25' Quad B	#19 Horizontal Lead Shield Assembly	Loose;9483.18 sq cm;250 ur/hr				189
190	1111	-25' Quad B	#20 55 gal Yellow Drum	Loose;20858.50 sq cm;10 mr/hr				190
191	1111	-25' Quad B	#21 Pearless Water Pump	Loose;9546 sq cm;120 ur/hr				191
192	1111	-25' Quad B	#22 Precision Balance	Loose;8668.8 sq cm;800 ur/hr				192
193	1111	-25' Quad B	#23 Precision Balance	Loose;8668.8 sq cm;100 ur/hr				193
194	1111	-25' Quad B	#24 Cabinet 2 Door Metal Storage	Loose;58514.4 sq cm;300 ur/hr				194
195	1111	-25' Quad B	#25 Fabricated Electron Emitter	Loose;805.4 sq cm;20 ur/hr				195
196	1111	-25' Quad B	#26 Precision Balance	Loose 2865.40 sq cm;50 ur/hr				196
197	1111	-25' Quad B	#27 Precision BAlance	Loose;2865.40 sq cm; 30 ur/hr				197
198	1111	-25' Quad B	#28 Specimen Tensile Test Oven	Loose;10939.2 sq cm;50 ur/hr				198
199	1111	-25' Quad B	#29 Two Door Metal Storage Cabinet	Loose;58514.4 sq cm;40 ur/hr				199
200	1111	-25' Quad B	#30 Yellow 50 gal Drum, Lead Sheet	Loose;20858.5 sq cm;60 ur/hr				200
201	1111	-25' Quad B	#31 "Delta" Drill Press	Loose;8430.1 sq cm;30 ur/hr				201
202	1111	-25' Quad B	#32 Lead Shielded Inst Cab w/Piping	Loose;42441 sq cm;20 ur/hr				202
203	1111	-25' Quad B	#33 Centrifuge	Loose;31002.87 sq cm;29 ur/hr				203
204	1111	-25' Quad B	#34 Centrifuge	Loose;31002.87 sq cm;60 ur/hr				204
205	1111	-25' Quad B	#35 Orange Drum	Loose;14468.61 sq cm;900 ur/hr				205
206	1111	-25' Quad B	#36 Yellow Drum 55 gal	Loose;20858.50 sq cm;380 ur/hr				206
207	1111	-25' Quad B	#37 Cask-Lead Filled	Loose;34559.1 sq cm;100 ur/hr				207
208	1111	-25' Quad B	#38 Reactor Core Measuring Tool	Loose;6733.8 sq cm;250 ur/hr				208
209	1111	-25' Quad B	#39 Misc Gauge Panels, 3 ea	Loose;7430.4 sq cm;60 ur/hr;3	panels			209
210	1111	-25' Quad B	#40 Orange Drum, Pump House Parts	Loose;14468.61 sq cm;100 ur/hr				210
211	1111	-25' Quad B	#41 Spare Upper Grid Assembly	Loose;10255.5 sq cm;90 ur/hr				211
212	1111	-25' Quad B	#42 Cadmium Section Holding Contain	Loose;18111.6 sq cm;35 ur/hr				212
213	1111	-25' Quad B	#43 UWBR Window Housing	Loose;64783.8 sq cm;35 ur/hr				213
214	1111	-25' Quad B	#44 Shielding Plug	Loose;6537.03 sq cm;40 ur/hr				214
215	1111	-25' Quad B	Neutron Diff Exp Shielding 63-09	Shielding consists of 31 prts	varying geo sizes & wts;see	CF751263;Fixed;1902182 sq cm	surface;40 ur/hr	215
216	1111	-25' Quad B	Platform Around Shielding Area	Work Platform around 63-09 exp	fixed;718891 sq cm;40 ur/hr			216
217	1111	-25' Quad B	#45 Exp 63-04 End Cover	Loose;12446.7 sq cm;50 ur				217
218	1111	-25' Quad B	#46 Steel Support Stand	Loose;71677.18 sq cm;40 ur				218
219	1111	Quad B	HB-5 Plug	HB-5 Plug inserts to HB-5 Thim	Thermal Col Liner;10970 sq cm	surface;4 mr/hr;fixed		219
220	1111	Quad B	HB-4 Plug	HB-4 Plug inserts to HB-5 Thim	Thermal Col Liner;11118 sq cm	surface;4 mr/hr;fixed		220
221	1111	Quad B	Thermal Column Liner	Inserts into Thermal Column;	164582 sq cm; 4 mr;fixed			221
222	1111	Quad B	Steel Shot Inside Beam Hole Adapter	Shot used for shielding;113032	sq cm;1 mr/hr;fixed			222
223	1111	Quad B	HB-6 Thimble	HB-6 Thimble inserts to Therml	Col Liner;54001 sq cm surface;	4 mr/hr;fixed		223
224	1111	Quad B	HB-5 Thimble	HB-5 Thimble inserts into Ther	Col Liner;24346 sq cm surface;	4 mr/hr;fixed		224
225	1111	Quad B	HB-4 Thimble	HB-4 Thimble inserts into Ther	Col Liner;24346 sq cm surface;	4 mr/hr;fixed		225
226	1111	Quad B	HB-6 Plug	HB-6 Plug inserts into HB-6	Thimble;4 mr/hr;3200 sq cm	surface;fixed		234
235	1111	-25' Quad C	Shim Rod, 2 ea	Loose;19330.63 sq cm each;3500	c/m=~35000 d/m			235
236	1111	-25' Quad C	Fuel Transfer Chute Assy	Fixed;19330 sq cm surface;5	mr/hr			237
238	1111	-25' Quad C	HT-1 Table	Fixed;127737 sq cm;5 mr/hr				238
239	1111	-25' Quad C	HT-2 Table Exp & Gear Box	Fixed;127737 sq cm;3 mr/hr				239
240	1111	-25' Quad C	Track for Underwater Cart	Fixed;7391.7 sq cm;2 mr/hr				240
241	1111	-25' Quad C	LC6 Reg Rod, 8 ea	Loose;19330.63 sq cm each unit	140 ur/hr			241
242	1111	-25' Quad C	17H Drum Painted Black;Pb Wool	Loose;24802.27 sq cm;3 mr/hr				242
243	1111	-25' Quad C	17H Drum Painted Yellow	Loose;2402.27 sq cm;2 mr/hr				243
244	1111	-25' Quad C	SS Basket w/Fuel Chute Liners	Loose;20425.42 sq cm;150 mr/hr				244
245	1111	-25' Quad C	Gear Box Drive Unit for HT-1	Fixed;91951.2 sq cm;2 mr/hr				245
246	1111	-25' Quad C	Exp 72-12 Lead Cask	Loose;39675.53 sq cm;3 mr/hr				246
247	1111	-25' Quad C	Exp 72-12 Hot Cave Transfer Table	Fixed;127737 sq cm;1.5 mr/hr				247
8	1111	-25' Quad C	Loop Holder	Loose;33011.1 sq cm; [illegible] r				

CV RAD WASTE & EQUIP DISP BLDG 1111
04-10-86
08:32:52

ITEM	BLDG	LOC IN BUILDING	ITEM DESCRIPTION	FIXED OR LOOSE	CLEAN SCRAP	CLEAN SALVAGE	CONT SALV LICENSEE	CONT DECON	CONT RAD WASTE	REC#
186	1111	-25' Quad B	#16 3 Each Flanges	LOOSE					X	184
187	1111	-25' Quad B	#17 4 Drums Labeled "VAFT Parts"	LOOSE					X	186
188	1111	-25' Quad B	#18 26 each Dummy Fuel Elements	LOOSE					X	187
189	1111	-25' Quad B	#19 Horizontal Lead Shield Assembly	LOOSE					X	188
190	1111	-25' Quad B	#20 55 gal Yellow Drum	LOOSE					X	189
191	1111	-25' Quad B	#21 Peerless Water Pump	LOOSE				X		190
192	1111	-25' Quad B	#22 Precision Balance	LOOSE					X	191
193	1111	-25' Quad B	#23 Precision Balance	LOOSE					X	192
194	1111	-25' Quad B	#24 Cabinet 2 Door Metal Storage	LOOSE					X	193
195	1111	-25' Quad B	#25 Fabricated Electron Emitter	LOOSE					X	194
196	1111	-25' Quad B	#26 Precision Balance	LOOSE					X	195
197	1111	-25' Quad B	#27 Precision BAlance	LOOSE					X	196
198	1111	-25' Quad B	#28 Specimen Tensile Test Oven	LOOSE					X	197
199	1111	-25' Quad B	#29 Two Door Metal Storage Cabinet	LOOSE					X	198
200	1111	-25' Quad B	#30 Yellow 50 gal Drum, Lead Sheet	LOOSE				X		199
201	1111	-25' Quad B	#31 "Delta" Drill Press	LOOSE					X	200
202	1111	-25' Quad B	#32 Lead Shielded Inst Cab w/Piping	LOOSE				X		201
203	1111	-25' Quad B	#33 Centrifuge	LOOSE				X		202
204	1111	-25' Quad B	#34 Centrifuge	LOOSE				X		203
205	1111	-25' Quad B	#35 Orange Drum	LOOSE					X	204
206	1111	-25' Quad B	#36 Yellow Drum 55 gal	LOOSE					X	205
207	1111	-25' Quad B	#37 Cask-Lead Filled	LOOSE					X	206
208	1111	-25' Quad B	#38 Reactor Core Measuring Tool	LOOSE					X	207
209	1111	-25' Quad B	#39 Misc Gauge Panels, 3 ea	LOOSE				X		208
210	1111	-25' Quad B	#40 Orange Drum, Pump House Parts	LOOSE					X	209
211	1111	-25' Quad B	#41 Spare Upper Grid Assembly	LOOSE					X	210
212	1111	-25' Quad B	#42 Cadmium Section Holding Contain	LOOSE					X	211
213	1111	-25' Quad B	#43 UWBR Window Housing	LOOSE				X		212
214	1111	-25' Quad B	#44 Shielding Plug	LOOSE				X		213
215	1111	-25' Quad B	Neutron Diff Exp Shielding 63-09	FIXED				X		214
216	1111	-25' Quad B	Platform Around Shielding Area	FIXED				X		215
217	1111	-25' Quad B	#45 Exp 63-04 End Cover	LOOSE					X	216
218	1111	-25' Quad B	#46 Steel Support Stand	LOOSE				X		217
219	1111	Quad B	HB-5 Plug	FIXED					X	218
220	1111	Quad B	HB-4 Plug	FIXED					X	219
221	1111	Quad B	Thermal Column Liner	FIXED					X	220
222	1111	Quad B	Steel Shot Inside Beam Hole Adapter	FIXED					X	221
223	1111	Quad B	HB-6 Thimble	FIXED					X	222
224	1111	Quad B	HB-5 Thimble	FIXED					X	223
225	1111	Quad B	HB-4 Thimble	FIXED					X	224
226	1111	Quad B	HB-6 Plug	FIXED					X	225
235	1111	-25' Quad C	Shim Rod, 2 ea	LOOSE					X	234
236	1111	-25' Quad C	Fuel Transfer Chute Assy	FIXED					X	235
238	1111	-25' Quad C	HT-1 Table	FIXED					X	237
239	1111	-25' Quad C	HT-2 Table Exp & Gear Box	FIXED					X	238
240	1111	-25' Quad C	Track for Underwater Cart	FIXED					X	239
241	1111	-25' Quad C	LC6 Reg Rod, 8 ea	LOOSE					X	240
242	1111	-25' Quad C	17H Drum Painted Black;Pb Wool	LOOSE				X		241
243	1111	-25' Quad C	17H Drum Painted Yellow	LOOSE					X	242
244	1111	-25' Quad C	SS Basket w/Fuel Chute Liners	LOOSE					X	243
245	1111	-25' Quad C	Gear Box Drive Unit for HT-1	FIXED					X	244
246	1111	-25' Quad C	Exp 72-12 Lead Cask	LOOSE					X	245
247	1111	-25' Quad C	Exp 72-12 Hot Cave Transfer Table	FIXED					X	246
248	1111	-25' Quad C	Loop Holder	LOOSE					X	247

CV RAD WASTE & EQUIP DISP BLDG 1111
04-03-86
08:02:08

ITEM	BLDG	LOC IN BUILDING	ITEM DESCRIPTION	SIZE	WT LBS	VOL CU FT	MATL OF CONST	RAD TOT UCI	RAD UCI GM	PRINCIPLE ISOTOPES	REC#
249	1111	-25' Quad C	Lead & Concrete Cask	H-19;D-18	325	2.8	Lead Concrete	.12	8.1E-7	60 Co;55 Fe	248
274	1111	-25' Quad D	Heat Exchanger, 11-H-01	L-104";D-20"	475	.18	Stainless St	2.8	1.3E-5	60 Co;55 Fe	273
287	1111	-25'Canal E	Fuel Transfer Cart #1	L-84;W-48;H-48	1800	112	SS Cadmium Ln	4.6	5.7E-6	60 Co;55 Fe	286
288	1111	-25'Canal E	Fuel Transfer Cart #2	L-84;W-48;H-48	1800	112	SS Cadmium Ln	4.6	5.7E-6	60 Co;55 Fe	287
290	1111	-25' Canal E	Ladders, 2 ea	L-360;W-24	60	30	Aluminum	1.8E-1	6.6E-6	60 Co;55 Fe	289
291	1111	-25' Canal E	Ladder	L-264;W-24	90	20	Aluminum	1.5E-1	3.8E-6	60 Co;55 Fe	290
292	1111	-25' Canal E	Misc Junk,Gray Metal Basket,Plastic		100	1.5	SS Carb St Pl	3.6E-2	8.1E-7	60 Co;55 Fe	291
293	1111	Canal E	Handling Tool #1	L-288;D-2	15	.3	Aluminum	4.6E-2	6.7E-6	60 Co;55 Fe	292
294	1111	Canal E	Handling Tool #2	L-288;D-2	15	.3	Aluminum	7.6E-3	1.1E-6	60 Co;55 Fe	293
295	1111	Canal E	Handling Tool #3	L-288;D-2	15	.3	Aluminum	3.8E-2	5.6E-6	60 Co;55 Fe	294
296	1111	Canal E	Handling Tool #4	L-252;D-2	30	.3	Alum SS	1.1E-2	8.4E-7	60 Co;55 Fe	295
297	1111	Canal E	Handling Tool #5	L-324;D-2	40	.3	Alum SS	1.9E-2	1E-5	60 Co;55 Fe	296
298	1111	Canal E	Handling Tool #6	L-324;D-2	40	.3	Alum SS	9.5E-3	5.2E-7	60 Co;55 Fe	297
299	1111	Canal E	Handling Tool #7	L-288;D-2	40	.3	Alum SS	1.1E-1	6.3E-6	60 Co;55 Fe	298
300	1111	Canal E	Handling Tool #8	L-180;D-2	40	.3	Aluminum	7.6E-3	4.2E-6	60 Co;55 Fe	299
301	1111	Canal E	Handling Tool #9	L-324;D-2	35	.3	Alum SS	1.1E-2	7.2E-7	60 Co;55 Fe	300
302	1111	Canal E	Handling Tool #10	L-120;D-2	7	.3	Aluminum	1.1E-2	3.6E-6	60 Co;55 Fe	301
303	1111	Canal E	Handling Tool #11	L-252;D-2	30	.3	Alum SS	1.5E-2	1.1E-6	60 Co;55 Fe	302
304	1111	Canal E	Handling Tool #12	L-144;D-2	5	.2	Aluminum	1.1E-2	5E-6	60 Co;55 Fe	303
305	1111	Canal E	Handling Tool #13	L-360;D-1	15	.1	Stainless St	1E-2	1.5E-6	60 Co;55 Fe	304
306	1111	Canal E	Handling Tool #14	L-228;D-3/4	8	.1	Stainless St	3.9E-3	1E-6	60 Co;55 Fe	305
307	1111	Canal E	Handling Tool #15	L-300;D-1	6	.1	Stainless St	6E-3	2.2E-6	60 Co;55 Fe	306
308	1111	Canal E	Handling Tool #16	L-300;D-2	15	.3	Alum SS	1.2E-1	1.8E-5	60 Co;55 Fe	307
309	1111	Canal E	Handling Tool #17	L-288;D-2	15	.3	Aluminum	7.6E-3	1.1E-6	60 Co;55 Fe	308
310	1111	Canal E	Handling Tool #18	L-180;D-2	5	.3	Aluminum	1.1E-2	5E-6	60 Co;55 Fe	309
311	1111	Canal E	Handling Tool #19	L-120;D-2	7	.3	Aluminum	7.6E-3	2.4E-6	60 Co;55 Fe	310
312	1111	-25'Canal E	#20 Handling Tool	L-288;D-2	15	.3	Aluminum	1.02E-3	1.5E-7	60 Co;55 Fe	311
313	1111	-25'Canal E	#21 Handling Tool	L-252;D-2	30	.3	SS Alum	1.4E-3	1.05E-7	60 Co;55 Fe	312
314	1111	-25'Canal E	#22 Handling Tool	L-180;D-2	5	.3	Aluminum	2.9E-3	1.3E-6	60 Co;55 Fe	313
315	1111	-25'Canal E	#23 Handling Tool	L-156;D-2	15	.3	Aluminum	2.2E-4	3.3E-8	60 Co;55 Fe	314
316	1111	-25'Canal E	#24 Handling Tool	L-264;D-2	30	.3	SS Alum	2.9E-3	2.1E-7	60 Co;55 Fe	315
317	1111	-25'Canal E	#25 Handling Tool	L-324;D-2	40	.3	SS Alum	3.2E-3	1.7E-7	60 Co;55 Fe	316
318	1111	-25'Canal E	#26 Handling Tool	L-324;D-2	40	.3	SS Alum	6.2E-3	3.4E-7	60 Co;55 Fe	317
319	1111	-25'Canal E	#27 Handling Tool	L-144;D-1	5	.1	Stainless St	7.6E-3	3.3E-6	60 Co;55 Fe	318
320	1111	-25'Canal E	#28 Handling Tool	L-144;D-2	6	.3	Stainless St	8.4E-4	3.09E-7	60 Co;55 Fe	319
321	1111	-25'Canal E	#29 Handling Tool	L-144;D-1	2.5	.1	Aluminum	1.8E-4	1.6E-7	60 Co;55 Fe	320
322	1111	-25'Canal E	#30 Handling Tool	L-120;D-1	4	.1	Aluminum	7.8E-4	4.3E-7	60 Co;55 Fe	321
323	1111	-25'Canal E	#31 Handling Tool	L-180;D-1	3	.1	SS Alum	1.3E-3	9.8E-7	60 Co;55 Fe	322
324	1111	-25'Canal E	#32 Handling Tool	L-180;D-2	4	.3	SS Alum	5.4E-3	3.0E-6	60 Co;55 Fe	323
325	1111	-25'Canal E	#33 Handling Tool	L-120;D-2	2	.3	Aluminum	4.2E-4	4.6E-7	60 Co;55 Fe	324
326	1111	-25'Canal E	#34 Handling Tool	L-144;D-2	6	.3	SS Alum	6.8E-3	2.5E-6	60 Co;55 Fe	325
327	1111	-25'Canal E	#35 Handling Tool	L-288;D-2	40	.3	Aluminum	4.1E-3	2.2E-7	60 Co;55 Fe	326
328	1111	-25'Canal E	#36 Handling Tool	L-324;D-2	35	.3	Aluminum	4.2E-4	2.7E-8	60 Co;55 Fe	327
329	1111	-25'Canal E	#37 Handling Tool	L-324;D-2	20	.3	SS Alum	3.3E-2	3.6E-6	60 Co;55 Fe	328
330	1111	-25'Canal E	#38 Handling Tool	L-120;D-2	7	.3	Aluminum	3.8E-3	1.2E-6	60 Co;55 Fe	329
331	1111	-25'Canal E	#39 Handling Tool	L-48;D-2	10	.3	Stainless St	6.3E-4	1.4E-7	60 Co;55 Fe	330
332	1111	-25'Canal E	#40 Handling Tool	L-48;D-2	3	.3	Stainless St	1.3E-4	9.7E-8	60 Co;55 Fe	331
333	1111	-25'Canal E	#41 Handling Tool	L-168;D-2	15	.3	Stainless St	2.3E-4	3.3E-8	60 Co;55 Fe	332
334	1111	-25'Canal E	#42 Handling Tool	L-120;D-2	3	.3	Aluminum	1.1E-4	8E-8	60 Co;55 Fe	333
335	1111	-25'Canal E	#43 Handling Tool	L-120;D-2	4	.3	Stainless St	2.6E-4	1.4E-7	60 Co;55 Fe	334
336	1111	-25'Canal E	#44 Handling Tool	L-120;D-2	3	.3	Stainless St	5.8E-4	4.2E-7	60 Co;55 Fe	335
337	1111	-25'Canal E	#45 Handling Tool	L-108;D-2	20	.3	Stainless St	2.6E-3	2.8E-7	60 Co;55 Fe	336
[redacted]	[redacted]	[redacted]	[redacted]	[redacted]	[redacted]	[redacted]	[redacted]	[redacted]	[redacted]	[redacted]	[redacted]

CV RAD WASTE & EQUIP DISP BLDG 1111
04-10-86
07:54:10

ITEM	BLDG	LOC IN BUILDING	ITEM DESCRIPTION	NOTES	NOTES CONTINUED	ADDITIONAL NOTES	FINAL NOTES	RI
249	1111	-25' Quad C	Lead & Concrete Cask	Loose;1328.89 sq cm;1 mr/hr				7
274	1111	-25' Quad D	Heat Exchanger, 11-H-01	Fixed;16048.51 sq cm;2 mr/hr	1100 system			7
287	1111	-25'Canal E	Fuel Transfer Cart #1	Loose;104232 sq cm;500 ur/hr				7
288	1111	-25'Canal E	Fuel Transfer Cart #2	Loose;104232 sq cm;500 ur/hr				7
290	1111	-25' Canal E	Ladders, 2 ea	Loose;67080.33 sq cm each;30	ur/hr			7
291	1111	-25' Canal E	Ladder	Loose;58285.46 sq cm;30 ur/hr				7
292	1111	-25' Canal E	Misc Junk,Gray Metal Basket,Plastic	Loose;10216.8 sq cm;40 ur/hr				7
293	1111	Canal E	Handling Tool #1	Loose;1733.51 sq cm; 600 c/m				7
294	1111	Canal E	Handling Tool #2	Loose;1733.51 sq cm;100 c/m				7
295	1111	Canal E	Handling Tool #3	Loose;1733.51 sq cm;500 c/m				7
296	1111	Canal E	Handling Tool #4	Loose;1733.51 sq cm;150 c/m				7
297	1111	Canal E	Handling Tool #5	Loose;1733.51 sq cm;250 c/m				7
298	1111	Canal E	Handling Tool #6	Loose;1733.51 sq cm;125 c/m				7
299	1111	Canal E	Handling Tool #7	Loose;1733.51 sq cm;1500 c/m				7
300	1111	Canal E	Handling Tool #8	Loose;1733.51 sq cm;100 c/m				7
301	1111	Canal E	Handling Tool #9	Loose;1733.51 sq cm;150 c/m				7
302	1111	Canal E	Handling Tool #10	Loose;1733.51 sq cm;150 c/m				7
303	1111	Canal E	Handling Tool #11	Loose;1733.51 sq cm;200 c/m				7
304	1111	Canal E	Handling Tool #12	Loose;1733.51 sq cm;150 c/m				7
305	1111	Canal E	Handling Tool #13	Loose;958.72 sq cm;250 c/m				7
306	1111	Canal E	Handling Tool #14	Loose;766.42 sq cm;125 c/m				7
307	1111	Canal E	Handling Tool #15	Loose;958.72 sq cm;150 c/m				7
308	1111	Canal E	Handling Tool #16	Loose;1733.51 sq cm;1600 c/m				7
309	1111	Canal E	Handling Tool #17	Loose;1733.51 sq cm;100 c/m				7
310	1111	Canal E	Handling Tool #18	Loose;1733.51 sq cm;150 c/m				7
311	1111	Canal E	Handling Tool #19	Loose;1733.51 sq cm;100 c/m				7
312	1111	-25'Canal E	#20 Handling Tool	Loose;1733.51 sq cm;132 d/m				7
313	1111	-25'Canal E	#21 Handling Tool	Loose;1733.51 sq cm;184 d/m				7
314	1111	-25'Canal E	#22 Handling Tool	Loose;1733.51 sq cm;380 d/m				7
315	1111	-25'Canal E	#23 Handling Tool	Loose;1733.51 sq cm;29 d/m				7
316	1111	-25'Canal E	#24 Handling Tool	Loose;378 d/m;1733.51 sq cm				7
317	1111	-25'Canal E	#25 Handling Tool	Loose;414 d/m;1733.51 sq cm				7
318	1111	-25'Canal E	#26 Handling Tool	Loose;803 d/m;1733.51 sq cm				7
319	1111	-25'Canal E	#27 Handling Tool	Loose;1764 d/m;958.72 sq cm				7
320	1111	-25'Canal E	#28 Handling Tool	Loose;108 d/m;1733.51 sq cm				7
321	1111	-25'Canal E	#29 Handling Tool	Loose;44 d/m;958.72 sq cm				7
322	1111	-25'Canal E	#30 Handling Tool	Loose;181 d/m;958.72 sq cm				7
323	1111	-25'Canal E	#31 Handling Tool	Loose;310 d/m;958.72 sq cm				7
324	1111	-25'Canal E	#32 Handling Tool	Loose;702 d/m;1733.51 sq cm				7
325	1111	-25'Canal E	#33 Handling Tool	Loose;1733.51 sq cm				7
326	1111	-25'Canal E	#34 Handling Tool	Loose;1733.51 sq cm				7
327	1111	-25'Canal E	#35 Handling Tool	Loose;1733.51 sq cm				7
328	1111	-25'Canal E	#36 Handling Tool	Loose;1733.51 sq cm				7
329	1111	-25'Canal E	#37 Handling Tool	Loose;1733.51 sq cm				7
330	1111	-25'Canal E	#38 Handling Tool	Loose;1733.51 sq cm				7
331	1111	-25'Canal E	#39 Handling Tool	Loose;1733.51 sq cm				7
332	1111	-25'Canal E	#40 Handling Tool	Loose;1733.51 sq cm				7
333	1111	-25'Canal E	#41 Handling Tool	Loose;1733.51 sq cm				7
334	1111	-25'Canal E	#42 Handling Tool	Loose;1733.51 sq cm				7
335	1111	-25'Canal E	#43 Handling Tool	Loose;1733.51 sq cm				7
336	1111	-25'Canal E	#44 Handling Tool	Loose;1733.51 sq cm				7
337	1111	-25'Canal E	#45 Handling Tool	Loose;1733.51 sq cm				7
338	1111	-25'Canal E	#46 Handling Tool	Loose;1733.51 sq cm				7

CV RAD WASTE & EQUIP DISP BLDG 1111
04-10-86
08:32:52

ITEM	BLDG	LOC IN BUILDING	ITEM DESCRIPTION	FIXED OR LOOSE	CLEAN SCRAP	CLEAN SALVAGE	CONT SALV LICENSEE	CONT DECON	CONT RAD WASTE	REC#
249	1111	-25' Quad C	Lead & Concrete Cask	LOOSE					X	248
274	1111	-25' Quad D	Heat Exchanger, 11-H-01	FIXED						273
287	1111	-25'Canal E	Fuel Transfer Cart #1	LOOSE					X	286
288	1111	-25'Canal E	Fuel Transfer Cart #2	LOOSE					X	287
290	1111	-25' Canal E	Ladders, 2 ea	LOOSE					X	289
291	1111	-25' Canal E	Ladder	LOOSE					X	290
292	1111	-25' Canal E	Misc Junk,Gray Metal Basket,Plastic	LOOSE					X	291
293	1111	Canal E	Handling Tool #1	LOOSE					X	292
294	1111	Canal E	Handling Tool #2	LOOSE					X	293
295	1111	Canal E	Handling Tool #3	LOOSE					X	294
296	1111	Canal E	Handling Tool #4	LOOSE					X	295
297	1111	Canal E	Handling Tool #5	LOOSE					X	296
298	1111	Canal E	Handling Tool #6	LOOSE					X	297
299	1111	Canal E	Handling Tool #7	LOOSE					X	298
300	1111	Canal E	Handling Tool #8	LOOSE					X	299
301	1111	Canal E	Handling Tool #9	LOOSE					X	300
302	1111	Canal E	Handling Tool #10	LOOSE					X	301
303	1111	Canal E	Handling Tool #11	LOOSE					X	302
304	1111	Canal E	Handling Tool #12	LOOSE					X	303
305	1111	Canal E	Handling Tool #13	LOOSE					X	304
306	1111	Canal E	Handling Tool #14	LOOSE					X	305
307	1111	Canal E	Handling Tool #15	LOOSE					X	306
308	1111	Canal E	Handling Tool #16	LOOSE					X	307
309	1111	Canal E	Handling Tool #17	LOOSE					X	308
310	1111	Canal E	Handling Tool #18	LOOSE					X	309
311	1111	Canal E	Handling Tool #19	LOOSE					X	310
312	1111	-25'Canal E	#20 Handling Tool	LOOSE					X	311
313	1111	-25'Canal E	#21 Handling Tool	LOOSE					X	312
314	1111	-25'Canal E	#22 Handling Tool	LOOSE					X	313
315	1111	-25'Canal E	#23 Handling Tool	LOOSE					X	314
316	1111	-25'Canal E	#24 Handling Tool	LOOSE					X	315
317	1111	-25'Canal E	#25 Handling Tool	LOOSE					X	316
318	1111	-25'Canal E	#26 Handling Tool	LOOSE					X	317
319	1111	-25'Canal E	#27 Handling Tool	LOOSE					X	318
320	1111	-25'Canal E	#28 Handling Tool	LOOSE					X	319
321	1111	-25'Canal E	#29 Handling Tool	LOOSE					X	320
322	1111	-25'Canal E	#30 Handling Tool	LOOSE					X	321
323	1111	-25'Canal E	#31 Handling Tool	LOOSE					X	322
324	1111	-25'Canal E	#32 Handling Tool	LOOSE					X	323
325	1111	-25'Canal E	#33 Handling Tool	LOOSE					X	324
326	1111	-25'Canal E	#34 Handling Tool	LOOSE					X	325
327	1111	-25'Canal E	#35 Handling Tool	LOOSE					X	326
328	1111	-25'Canal E	#36 Handling Tool	LOOSE					X	327
329	1111	-25'Canal E	#37 Handling Tool	LOOSE					X	328
330	1111	-25'Canal E	#38 Handling Tool	LOOSE					X	329
331	1111	-25'Canal E	#39 Handling Tool	LOOSE					X	330
332	1111	-25'Canal E	#40 Handling Tool	LOOSE					X	331
333	1111	-25'Canal E	#41 Handling Tool	LOOSE					X	332
334	1111	-25'Canal E	#42 Handling Tool	LOOSE					X	333
335	1111	-25'Canal E	#43 Handling Tool	LOOSE					X	334
336	1111	-25'Canal E	#44 Handling Tool	LOOSE					X	335
337	1111	-25'Canal E	#45 Handling Tool	LOOSE					X	336
338	1111	-25'Canal E	#46 Handling Tool	LOOSE					X	337

CV RAD WASTE & EQUIP DISP BLDG 1111
04-03-88
08:02:08

ITEM	BLDG	LOC IN BUILDING	ITEM DESCRIPTION	SIZE	WT LBS	VOL CU FT	MATL OF CONST	RAD TOT UCI	RAD UCI GM	PRONOMINE ISOTOPES	REC#
339	1111	-25'Canal E	#47 Handling Tool	L-324;D-1-1/2	30	.2	SS Aluminum	.03	2.3E-5	60 Co;55 Fe	338
340	1111	-25'Canal E	#48 Handling Tool	L-228;D-3/4	8	.1	Stainless St	.001	1.9E-6	60 Co;55 Fe	339
341	1111	-25'Canal E	#49 Handling Tool	L-360;D-1	15	.1	Aluminum	.03	4.3E-5	60 Co;55 Fe	340
342	1111	-25'Canal E	#50 Handling Tool	L-108;D-1-1/2	12	.2	Aluminum	.002	1.2E-6	60 Co;55 Fe	341
343	1111	-25'Canal E	#51 Handling Tool	L-216;D-3/4	10	.1	Stainless St	.001	1.4E-6	60 Co;55 Fe	342
344	1111	-25'Canal E	#52 Handling Tool	L-300;D-1	6	.1	Aluminum	.002	9.5E-7	60 Co;55 Fe	343
345	1111	-25'Canal E	#53 Handling Tool	L-300;D-1	6	.1	Aluminum	.002	1.2E-6	60 Co;55 Fe	344
346	1111	-25'Canal E	#54 Handling Tool	L-300;D-1	6	.1	Aluminum	.002	1.2E-6	60 Co;55 Fe	345
347	1111	-25'Canal E	#55 Handling Tool	L-36;D-1-1/4	6	.2	Stainless St	.002	7.2E-7	60 Co;55 Fe	346
348	1111	-25'Canal E	#56 Handling Tool	L-264;D-1-1/4	4	.2	SS Aluminum	.04	4.6E-5	60 Co;55 Fe	347
349	1111	-25'Canal E	#57 Handling Tool	L-264;D-1-1/4	4	.2	Alum Carb St	.003	2.9E-6	60 Co;55 Fe	348
350	1111	-25'Canal E	#58 Handling Tool	L-288;D-1-1/2	45	.3	SS Carb St	7.7E-4	3.7E-8	60 Co;55 Fe	349
351	1111	-25'Canal E	#59 Handling Tool	L-180;D-3/4	20	.1	Stainless St	.07	1.9E-5	60 Co;55 Fe	350
352	1111	-25'Canal E	#60 Handling Tool	L-48;D-1-1/2	8	.2	Stainless St	.004	1.4E-6	60 Co;55 Fe	351
353	1111	-25'Canal E	#61 Handling Tool	L-240;D-3/4	12	.1	Stainless St	.002	8.6E-7	60 Co;55 Fe	352
354	1111	-25'Canal E	#62 Handling Tool	L-264;D-1-1/4	6	.2	Alum Carb St	.01	4.8E-6	60 Co;55 Fe	353
355	1111	-25'Canal E	#63 Handling Tool	L-252;D-1-1/4	20	.2	Stainless St	.003	1.2E-6	60 Co;55 Fe	354
356	1111	-25'Canal E	#64 Handling Tool	L-252;D-1-1/4	5	.2	Alum Carb St	.004	2.3E-6	60 Co;55 Fe	355
357	1111	-25'Canal E	#65 Handling Tool	L-288;D-1-1/4	18	.2	Aluminum	.001	2.1 E-7	60 Co;55 Fe	356
358	1111	-25'Canal E	#66 Carbon Steel Basket w/Misc Part	L-18;W-18;H-6	15	1	SS Al Carb St	.17	2.4E-5	60 Co;55 Fe	357
359	1111	-25'Canal E	#67 Handling Tool	L-324;D-1	25	1	SS Carb St	.002	9.2E-7	60 Co;55 Fe	358
360	1111	-25'Canal E	#68 Handl Tool;Alum Ring Beta Sch	H-9;D-35	8	1	Aluminum	.03	9.4E-6	60 Co;55 Fe	359
361	1111	-25'Canal E	#69 Handling Tool	L-324;D-1-1/8	20	.1	SS Alum	.002	1.2E-6	60 Co;55 Fe	360
362	1111	-25'Canal E	#70 Handling Tool	L-348;D-1-1/8	40	.1	SS Al Crb St	.02	6.5E-6	60 Co;55 Fe	361
363	1111	-25'Canal E	#71 Handling Tool	L-324;D-1-1/8	15	.1	Aluminum	.002	9.4E-7	60 Co;55 Fe	362
364	1111	-25'Canal E	#72 Handling Tool	L-324;D-1-1/8	5	.1	Aluminum	.003	3.8E-6	60 Co;55 Fe	363
365	1111	-25'Canal E	#73 Handling Tool	L-324;D-1-1/8	6	.1	SS Al Carb St	.007	5E-6	60 Co;55 Fe	364
366	1111	-25'Canal E	#74 Handling Tool	L-324;D-1-1/8	6	.1	SS Aluminum	.02	1.7E-5	60 Co;55 Fe	365
367	1111	-25'Canal E	#75 Handling Tool	L-348;D-1-1/8	15	.1	SS Aluminum	.04	1.5E-5	60 Co;55 Fe	366
368	1111	-25'Canal E	#76 Handling Tool	L-180;D-1-1/8	10	.1	Alum Carb St	1.3E-1	2.8E-5	60 Co;55 Fe	367
369	1111	-25'Canal E	#77 Handling Tool	L-240;D-1-1/8	5	.1	SS Aluminum	2.9E-2	1.2E-5	60 Co;55 Fe	368
370	1111	-25'Canal E	#78 Handling Tool	L-180;D-1-1/8	10	.1	SS Aluminum	6.4E-3	1.4E-6	60 Co;55 Fe	369
371	1111	-25'Canal E	#79 Handling Tool	L-120;D-1-1/8	5	.1	Alum Carb St	2.8E-3	1.2E-6	60 Co;55 Fe	370
372	1111	-25'Canal E	#80 Handling Tool	L-180;D-1-1/8	9	.1	SS Alum	1.2E-3	2.9E-7	60 Co;55 Fe	371
373	1111	-25'Canal E	#81 Handling Tool	L-72;D-1-1/8	5	.1	SS Alum Cb St	1.6E-3	7.1E-7	60 Co;55 Fe	372
374	1111	-25'Canal E	Misc Equipment		500	20	SS Alum	7.5	3.3E-5	60 Co;55 Fe	373
375	1111	-25'Canal E	Cadmium Section Holding Container	L-15;W-9;H-36	30	2	Aluminum	.29	2.1E-5	60 Co;55 Fe	374
436	1111	0'	Storage Shelf on Quad A Wall				SS Alum			60 Co;55 Fe	435
437	1111	0'	Pump & Filter Unit, Quad A								436
438	1111	0'	Flex Hose, SS, Quad A								437
439	1111	0'	Rabbit Control Stations, Quads A&C								438
440	1111	0'	Metal Cabinet, Wood Doors								439
441	1111	0'	Metal Cabinet Marked Lockheed								440
442	1111	0'	SS Fuel Chute Liner								441
443	1111	0'	Pedestal Fan								442
444	1111	0'	Approx. 45 Lead Bricks								443
445	1111	0'	Aluminum Platform into Quad C								444
446	1111	0'	Canal E, Large Handling Tool								445
447	1111	0'	Misc1 Cable Sling Shackles								446
448	1111	0'	Tubing in Rack by Canal E								447
449	1111	0'	Pumps over Quad C								448

CV RAD WASTE & EQUIP DISP BLDG 1111
04-10-86
07:54:10

ITEM	BLDG	LOC IN BUILDING	ITEM DESCRIPTION	NOTES	NOTES CONTINUED	ADDITIONAL NOTES	FINAL NOTES	REC#
339	1111	-25'Canal E	#47 Handling Tool	Loose;1385.13 sq cm;270 ur;rad	level for last 3' or 3.3 lbs.			338
340	1111	-25'Canal E	#48 Handling Tool	Loose;766.42 sq cm;15 ur/hr;	For last 3' only.			339
341	1111	-25'Canal E	#49 Handling Tool	Loose;958.72 sq cm;340 ur/hr;	1 of 15 = 1.5# 3'section;rad	level for last 3' only		340
342	1111	-25'Canal E	#50 Handling Tool	Loose;1385.13 sq cm;17 ur/hr;	3=1/3 lb.=4# for 3';rad level	last 3' only.		341
343	1111	-25'Canal E	#51 Handling Tool	Loose;766.42 sq cm;15 ur;3'=	3/18=1/6=1.7# for 3';rad level	for last 3' only		342
344	1111	-25'Canal E	#52 Handling Tool	Loose;958.72 sq cm;20 ur;rad	for last 3' only;wt 3'=4#			343
345	1111	-25'Canal E	#53 Handling Tool	Loose;1385.13 sq cm;18 ur;rad	for last 3' only;wt 3'=4#			344
346	1111	-25'Canal E	#54 Handling Tool	Loose;1385.13 sq cm;18 ur;rad	for last 3' only;wt = 4#			345
347	1111	-25'Canal E	#55 Handling Tool	Loose;1209.55 sq cm;18 ur;rad	for last 3' only;wt = 6#			346
348	1111	-25'Canal E	#56 Handling Tool	Loose;1209.55 sq cm;380 ur;rad	level for last 3' only;3' wt = 2#			347
349	1111	-25'Canal E	#57 Handling Tool	Loose;1209.55 sq cm;24 ur;rad	for last 3' only;wt = 2#			348
350	1111	-25'Canal E	#58 Handling Tool	Loose;1385.13 sq cm;wt = 10#;	rad for last 3' only			349
351	1111	-25'Canal E	#59 Handling Tool	Loose;766.4 sq cm;1000 ur;rad	for last 3' only;wt = 8#			350
352	1111	-25'Canal E	#60 Handling Tool	Loose;1385.13 sq cm;30 ur;rad	for last 3' only;wt = 6#			351
353	1111	-25'Canal E	#61 Handling Tool	Loose;766.4 sq cm;28 ur/hr;rad	for last 3' only;wt = 5#			352
354	1111	-25'Canal E	#62 Handling Tool	Loose;1209.55 sq cm;100 ur;rad	for last 3' only;wt = 5#			353
355	1111	-25'Canal E	#63 Handling Tool	Loose;1209.55 sq cm;30 ur;rad	for last 3' only;wt = 6#			354
356	1111	-25'Canal E	#64 Handling Tool	Loose;1209.55 sq cm;38 ur;rad	for last 3' only;wt = 4#			355
357	1111	-25'Canal E	#65 Handling Tool	Loose;1209.55 sq cm;13 ur;rad	for last 3' only;wt = 15#			356
358	1111	-25'Canal E	#66 Carbon Steel Basket w/Misc Part	Loose;8359.2 sq cm;220 ur				357
359	1111	-25'Canal E	#67 Handling Tool	Loose;958.72 sq cm;24 ur;rad	for last 3' only;wt =5#			358
360	1111	-25'Canal E	#68 Handl Tool;Alum Ring Beta Sch	Loose;12588.52 sq cm surface	one side;30 ur/hr			359
361	1111	-25'Canal E	#69 Handling Tool	Loose;958.72 sq cm;26 ur;rad	for last 3' only;wt = 4#			360
362	1111	-25'Canal E	#70 Handling Tool	Loose;950 sq cm;240 ur;rad for	last 3' only;wt = 7#			361
363	1111	-25'Canal E	#71 Handling Tool	Loose;950 sq cm;20 ur/hr;rad	for last 3' only;wt = 4#			362
364	1111	-25'Canal E	#72 Handling Tool	Loose;950 sq cm;40 ur;rad for	last 3' only;wt = 2#			363
365	1111	-25'Canal E	#73 Handling Tool	Loose;950 sq cm;80 ur;rad for	last 3' only;wt = 3#			364
366	1111	-25'Canal E	#74 Handling Tool	Loose;950 sq cm;180 ur;rad for	last 3' only;wt = 2#			365
367	1111	-25'Canal E	#75 Handling Tool	Loose;950 sq cm;410 ur;rad for	last 3' only;wt = 5#			366
368	1111	-25'Canal E	#76 Handling Tool	Loose;950 sq cm;1600 ur/hr				367
369	1111	-25'Canal E	#77 Handling Tool	Loose;950 sq cm;360 ur/hr				368
370	1111	-25'Canal E	#78 Handling Tool	Loose;950 sq cm;80 ur/hr				369
371	1111	-25'Canal E	#79 Handling Tool	Loose;950 sq cm;35 ur/hr				370
372	1111	-25'Canal E	#80 Handling Tool	Loose;950 sq cm;15 ur/hr				371
373	1111	-25'Canal E	#81 Handling Tool	Loose;950 sq cm;20 ur/hr				372
374	1111	-25'Canal E	Misc Equipment	Loose;104025 sq cm;800 ur/hr;	29V42,10V48,33V106,10V52,10V58	10V32,10V54,10V57,10V55 SS RT	Vent Section Pipe, Cadmium Sec	373
375	1111	-25'Canal E	Cadmium Section Holding Container	Loose;12887.1 sq cm;250 ur/hr				374
436	1111	0'	Storage Shelf on Quad A Wall	Fixed				435
437	1111	0'	Pump & Filter Unit, Quad A	Fixed;1800 System				436
438	1111	0'	Flex Hose, SS, Quad A	Loose				437
439	1111	0'	Rabbit Control Stations, Quads A&C	Fixed				438
440	1111	0'	Metal Cabinet, Wood Doors	Loose				439
441	1111	0'	Metal Cabinet Marked Lockheed	Loose				440
442	1111	0'	SS Fuel Chute Liner	Loose				441
443	1111	0'	Pedestal Fan	Loose				442
444	1111	0'	Approx. 45 Lead Bricks	Loose				443
445	1111	0'	Aluminum Platform into Quad C	Fixed				444
446	1111	0'	Canal E, Large Handling Tool	Loose				445
447	1111	0'	Miscl Cable Sling Shackles	Loose				446
448	1111	0'	Tubing in Rack by Canal E	Loose				447
	1111	0'	Pumps over Quad C	Fixed;1800 System				448

CV RAD WASTE & EQUIP DISP BLDG 1111
04-10-86
08:32:52

ITEM	BLDG	LOC IN BUILDING	ITEM DESCRIPTION	FIXED OR LOOSE	CLEAN SCRAP	CLEAN SALVAGE	CONT SALV LICENSEE	CONT DECON	CONT RAD WASTE	REC#
339	1111	-25'Canal E	#47 Handling Tool	LOOSE					X	338
340	1111	-25'Canal E	#48 Handling Tool	LOOSE					X	339
341	1111	-25'Canal E	#49 Handling Tool	LOOSE					X	340
342	1111	-25'Canal E	#50 Handling Tool	LOOSE					X	341
343	1111	-25'Canal E	#51 Handling Tool	LOOSE					X	342
344	1111	-25'Canal E	#52 Handling Tool	LOOSE					X	343
345	1111	-25'Canal E	#53 Handling Tool	LOOSE					X	344
346	1111	-25'Canal E	#54 Handling Tool	LOOSE					X	345
347	1111	-25'Canal E	#55 Handling Tool	LOOSE					X	346
348	1111	-25'Canal E	#56 Handling Tool	LOOSE					X	347
349	1111	-25'Canal E	#57 Handling Tool	LOOSE					X	348
350	1111	-25'Canal E	#58 Handling Tool	LOOSE					X	349
351	1111	-25'Canal E	#59 Handling Tool	LOOSE					X	350
352	1111	-25'Canal E	#60 Handling Tool	LOOSE					X	351
353	1111	-25'Canal E	#61 Handling Tool	LOOSE					X	352
354	1111	-25'Canal E	#62 Handling Tool	LOOSE					X	353
355	1111	-25'Canal E	#63 Handling Tool	LOOSE					X	354
356	1111	-25'Canal E	#64 Handling Tool	LOOSE					X	355
357	1111	-25'Canal E	#65 Handling Tool	LOOSE					X	356
358	1111	-25'Canal E	#66 Carbon Steel Basket w/Misc Part	LOOSE					X	357
359	1111	-25'Canal E	#67 Handling Tool	LOOSE					X	358
360	1111	-25'Canal E	#68 Handl Tool;Alum Ring Beta Sch	LOOSE					X	359
361	1111	-25'Canal E	#69 Handling Tool	LOOSE					X	360
362	1111	-25'Canal E	#70 Handling Tool	LOOSE					X	361
363	1111	-25'Canal E	#71 Handling Tool	LOOSE					X	362
364	1111	-25'Canal E	#72 Handling Tool	LOOSE					X	363
365	1111	-25'Canal E	#73 Handling Tool	LOOSE					X	364
366	1111	-25'Canal E	#74 Handling Tool	LOOSE					X	365
367	1111	-25'Canal E	#75 Handling Tool	LOOSE					X	366
368	1111	-25'Canal E	#76 Handling Tool	LOOSE					X	367
369	1111	-25'Canal E	#77 Handling Tool	LOOSE					X	368
370	1111	-25'Canal E	#78 Handling Tool	LOOSE					X	369
371	1111	-25'Canal E	#79 Handling Tool	LOOSE					X	370
372	1111	-25'Canal E	#80 Handling Tool	LOOSE					X	371
373	1111	-25'Canal E	#81 Handling Tool	LOOSE					X	372
374	1111	-25'Canal E	Misc Equipment	LOOSE					X	373
375	1111	-25'Canal E	Cadmium Section Holding Container	LOOSE					X	374
436	1111	0'	Storage Shelf on Quad A Wall	FIXED					X	435
437	1111	0'	Pump & Filter Unit, Quad A	FIXED						436
438	1111	0'	Flex Hose, SS, Quad A	LOOSE					X	437
439	1111	0'	Rabbit Control Stations, Quads A&C	FIXED					X	438
440	1111	0'	Metal Cabinet, Wood Doors	LOOSE				X		439
441	1111	0'	Metal Cabinet Marked Lockheed	LOOSE				X		440
442	1111	0'	SS Fuel Chute Liner	LOOSE	X					441
443	1111	0'	Pedestal Fan	LOOSE		X				442
444	1111	0'	Approx. 45 Lead Bricks	LOOSE				X		443
445	1111	0'	Aluminum Platform into Quad C	FIXED					X	444
446	1111	0'	Canal E, Large Handling Tool	LOOSE					X	445
447	1111	0'	Miscl Cable Sling Shackles	LOOSE					X	446
448	1111	0'	Tubing in Rack by Canal E	LOOSE				X		447
449	1111	0'	Pumps over Quad C	FIXED						448

CV RAD WASTE & EQUIP DISP BLDG 1111
04-10-86
08:32:52

ITEM	BLDG	LOC IN BUILDING	ITEM DESCRIPTION	FIXED OR LOOSE	CLEAN SCRAP	CLEAN SALVAGE	CONT SALV LICENSEE	CONT DECON	CONT RAD WASTE	REC#
450	1111	0'	HT-2 Control Box over Quad C	LOOSE	X					449
451	1111	0'	Pump & Filter over Quad D	FIXED						450
452	1111	0'	Power Tools on Fence by "A"	LOOSE					X	451
453	1111	0'	Moveable Bridge Over Quad A	LOOSE						452
454	1111	0'	Metal Step Stool	LOOSE				X		453
455	1111	0'	Stretcher	LOOSE		X				454
456	1111	0'	Gas Bottle Rack, Valve Panel	FIXED	X					455
457	1111	0'	Bridges over Canal E, 2 ea	LOOSE				X		456
458	1111	-7'	Blower Unit with Hose and Rack	FIXED					X	457
459	1111	-7'	Air Compressor, Worthington Platfrm	FIXED				X		458
460	1111	-7'	Pump and Motor	FIXED				X		459
461	1111	-12'	Small Refrigerator on Rails	FIXED				X		460
462	1111	-12'	Flow Meter Panel (Heise Gages)	FIXED				X		461
463	1111	-12'	Quad C Hot Cave Blower	FIXED					X	462
464	1111	-12'	Metal Cabinet, Electronics	LOOSE		X				463
465	1111	-12'	HT-1C Relay Cainet	FIXED		X				464
466	1111	-12'	Air Compressor	FIXED					X	465
467	1111	-12'	Valve Panel, Unistrut Rack	FIXED					X	466
468	1111	-12'	Chart Drive Cabinet	FIXED		X				467
469	1111	-12'	Switch Gear for Area Equipment	FIXED		X				468
470	1111	-15'	Poison Injection Equipment System	FIXED					X	469
471	1111	-15'	Flow Meter Cabinet	FIXED	X					470
472	1111	-15'	Water Pump with Piping	FIXED					X	471
473	1111	-25'	Chair	LOOSE	X					472
474	1111	-25'	Refrigerator Filter, Air Dryer	FIXED				X		473
475	1111	-25'	Portable Manipulator Controller	LOOSE	X					474
476	1111	-25'	EX63-04 Console with Cables	LOOSE		X				475
477	1111	-25'	Control Panels on Wall, Binary Gas	FIXED	X					476
478	1111	-25'	N2 Bottle Storage Racks	FIXED	X					477
479	1111	-25'	MEC E-5 & MCC-1	FIXED		X				478
480	1111	-25'	MG Set 400 Cycle	FIXED		X				479
481	1111	-25'	Chair by Hot Cave	LOOSE	X					480
482	1111	-25'	Air Hose Reel on Wall	FIXED		X				481
483	1111	-25'	Switch Gear for Sub-Pile Room Equip	FIXED		X				482
484	1111	-25'	Hydraulic Units, Rod Drives, 2 ea	FIXED	X					483
485	1111	-25'	Q&C Pump	FIXED						484
486	1111	-25'	MCC-4 Panel	FIXED		X				485
487	1111	Quad D	Underwater Beam Room & Equipment	FIXED					X	486
488	1111	Quad D	Lockheed Tables and Equipment	FIXED					X	487
489	1111	Quad D	HB-1 Parts	FIXED					X	488
490	1111	Quad D	HB-2 Parts	FIXED					X	489
491	1111	Quad D	HB-3 Parts	FIXED					X	490
492	1111	Quad D	Instrument Thimbles	FIXED					X	491
493	1111	-25'	Radiation Window, Lockheed Hot Cave	FIXED			X			492
494	1111	-25'	Radiation Window, Westinghouse HtCv	FIXED			X			493

PD235 Number of Records Read: 493
PD236 Number of Records Selected: 315

HB RAD WASTE & EQUIP DISP BLDG 1111
04-03-86
09:19:46

ITEM	BLDG	LOC IN BUILDING	ITEM DESCRIPTION	SIZE	WT LBS	VOL CU FT	MATL OF CONST	RAD MOT MCI	RAD UCI GM	PRINCIPLE ISOTOPES	REC#
94	1111	Canal G -25'	Fuel Storage Baskets, 6 ea	L-48;W-48";H-8'6"	9000	690	SS Cadium In	3.2E1	4.7E-5	60 Co;55 Fe	91
95	1111	Canal G -25'	Fuel Storage Basket Support Struct		1224	65	SS 2"-3"	4.2	7.6E-6	60 Co;55 Fe	92
96	1111	Canal G -25'	Type 3&4 FE Stor Bskts, 2 ea	L-21;W-42;H-52	1000	53	SS Cadmium In	13.4E-1	5.8E-6	60 Co;55 Fe	93
97	1111	Canal G -25'	Plug Type Baskets	L-18;W-18;H-48	300	9	Stainless St	2.4E-1	1.7E-6	60 Co;55 Fe	94
98	1111	Canal G	Knapp-Mills Fuel Ele Ship Casks,3ea	H-48";D-46"	60000	46	Cast St Lead	27.6E-2	3E-8	60 Co;55 Fe	95
99	1111	Canal G	Knapp-Mills Ship Casks Supp Str,3ea	L-81;W-72;H-8-3/4	1723	30	Carbon Steel	24.9E-1	3E-6	60 Co;55 Fe	96
100	1111	Canal H	MUR Core Box	L-67.5";W-63";H-72.5"	4000	179	SS AL Berryl	28000	1.5E-2	60 Co;55 Fe;63 Ni	97
101	1111	Canal H	Core Support Struct, 1" Thick Frame	L-70";W-70";H-31.5"	3000	89	SS Alum	349	2.6E-4	60 Co;55 Fe	98
102	1111	Canal H	Fuel Storage Basket	L-21;W-42;H-52	500	26.5	SS Cadium	9.6	4.3E-5	60 Co;55 Fe;63 Ni	99
103	1111	Canal H	HB-6 Support Stand	L-30";W-18";H-86.5"	495	27	AL Channl Bms	4	1.8E-5	60 Co;55 Fe	100
104	1111	Canal H	SS Angle Frame	L-6';W-3';H-6'	400	30	SS Angle	1E-1	5.9E-7	60 Co;55 Fe	101
108	1111	Truck Door	Outside LN(2) Dewar with Pipe								105
109	1111	Outside - North	Bottle Rack and Cover								106
110	1111	+12' Hall	Reactor Cycle Board								107
111	1111	+12' CR	Reactor Control Room Equip, Panels								108
112	1111	+12' Kitchen	Cupboards, Wood, Spare Parts								109
113	1111	+12' Kitchen	Metal Cabinet with Spare Parts								110
114	1111	+12' Kitchen	Hot Plate								111
115	1111	+12' CR	Wooden Table, 1 Chair								112
116	1111	+12' CR	Aluminum Rack								113
117	1111	Room 204	3 Waste Baskets and Metal Pipe								114
118	1111	Room 205	Print File and Prints								115
119	1111	Room 206	Lockboard,Bulletin Bd,Waste Bskt,PH								116
120	1111	Room 207	4 Waste Bskts,Coat Rk,Bulletin Brd								117
121	1111	Room 208	2 Waste Bskts,Coat Rk,Periodic Cht								118
122	1111	Room 209	3 Waste Bskts,Cost Rk,Bdl Recepted								119
123	1111	+12' Hall	4 Wheeled Cart, Chair								120
124	1111	0' Janitor Rm	Metal Rack on Wheels								121
125	1111	Men's Room	Wall Lockers, Benches, Curtains,etc								122
126	1111	Room 10	Decon Room, Small Table								123
127	1111	Exper CR	Control Room Equipment								124
128	1111	Room 6	Lead Cask, Small								125
129	1111	Room 6	2 Chairs, Waste Basket								126
130	1111	Room 6	SS Top Table and Metal Stand								127
131	1111	Room 6	Coat Rack								128
132	1111	Room 6	Base Cabinet, Wood Top and Shelf								129
133	1111	Room 6	Bulletin Board & Junk on Floor								130
134	1111	Room 105	Large Clothes Rack								131
135	1111	Room 105	5 Parts Storage Cabinets, Full								132
136	1111	Room 105	Drafting Table								133
137	1111	Room 105	2 Desks, Office Type								134
138	1111	Room 105	Old Air Conditioner, Clocks, Cans								135
139	1111	0' Canal G	2 Lifting Fixtures for Canal Gates								136
140	1111	0' Canal G	Personnel Cage for Crane/Aluminum								137
141	1111	0' Canal G	Moveable Bridge Over Canal								138
142	1111	0' Canal G	Handling Tools, 10 ea								139
143	1111	0' Canal G	Pump at Top of Canal								140
144	1111	0' Canal H	MUR Rod Drive Equipment								141
145	1111	0' Canal H	Bridges Over Canal, Both Units								142
146	1111	MUR	Control Room and Instruments								143
147	1111	MUR	Partition, Canal H								144
148	1111	0' Decon	Partition Walls, Decon Room								145
149	1111	0' MUR	2 SS Topped Cabinets								146
150	1111	0' Canal H	9 Handling Tools								147

HB RAD WASTE & EQUIP DISP BLDG 1111
04-10-86
09:02:51

ITEM	BLDG	LOC IN BUILDING	ITEM DESCRIPTION	NOTES	NOTES CONTINUED	ADDITIONAL NOTES	FINAL NOTES	REC#
94	1111	Canal G -25'	Fuel Storage Baskets, 6 ea	Fixed;exterior surface of one	complete unit 713318 sq cm	surface;6 ea; 500 ur/hr		91
95	1111	Canal G -25'	Fuel Storage Basket Support Struct	3 racks clamped together fixed	135497 sq cm surface;350 ur/hr			92
96	1111	Canal G -25'	Type 3&4 FE Stor Bskts, 2 ea	2 baskets ea;53638.2 sq cm	surface;140 ur/hr;fixed			93
97	1111	Canal G -25'	Plug Type Baskets	Fixed;17415 sq cm; 150 ur/hr				94
98	1111	Canal G	Knapp-Mills Fuel Ele Ship Casks,3ea	Internal usable cavity 19"dia	by 25-3/4;10260 sq cm;100 ur/	hr;loose		95
99	1111	Canal G	Knapp-Mills Ship Casks Supp Stn,3ea	Base cask is bolted to for	shipment and storage;92502	sq cm;100 ur/hr;fixed		96
100	1111	Canal H	MUR Core Box	133 mr/hr at 1';20 mr/hr at	contact;fixed			97
101	1111	Canal H	Core Support Struct, 1" Thick Frame	5000 ur/hr;773955 sq cm;fixed				98
102	1111	Canal H	Fuel Storage Basket	53638 sq cm;2000 ur/hr;fixed				99
103	1111	Canal H	HB-6 Support Stand	1500 ur/hr;29768 sq cm;fixed				100
104	1111	Canal H	SS Angle Frame	Fixed;1006 sq cm;1200 ur/hr	cut up volume			101
108	1111	Truck Door	Outside LN(2) Dewar with Pipe	Fixed				105
109	1111	Outside - North	Bottle Rack and Cover	Fixed				106
110	1111	+12' Hall	Reactor Cycle Board	Fixed				107
111	1111	+12' CR	Reactor Control Room Equip, Panels	Fixed				108
112	1111	+12' Kitchen	Cupboards, Wood, Spare Parts	Fixed				109
113	1111	+12' Kitchen	Metal Cabinet with Spare Parts	Loose				110
114	1111	+12' Kitchen	Hot Plate	Loose				111
115	1111	+12' CR	Wooden Table, 1 Chair	Loose				112
116	1111	+12' CR	Aluminum Rack	Fixed				113
117	1111	Room 204	3 Waste Baskets and Metal Pipe	Loose				114
118	1111	Room 205	Print File and Prints	Loose				115
119	1111	Room 206	Lockboard,Bulletin Bd,Waste Bskt,PH	Fixed				116
120	1111	Room 207	4 Waste Bskts,Coat Rk,Bulletin Brd	Loose				117
121	1111	Room 208	2 Waste Bskts,Coat Rk,Periodic Cht	Loose				118
122	1111	Room 209	3 Waste Bskts,Coat Rk,Butt Receptcl	Loose				119
123	1111	+12' Hall	4 Wheeled Cart, Chair	Loose				120
124	1111	0' Janitor Rm	Metal Rack on Wheels	Loose				121
125	1111	Men's Room	Wall Lockers, Benches, Curtains,etc	Loose				122
126	1111	Room 10	Decon Room, Small Table	Loose				123
127	1111	Exper CR	Control Room Equipment	Fixed				124
128	1111	Room 6	Lead Cask, Small	Loose				125
129	1111	Room 6	2 Chairs, Waste Basket	Loose				126
130	1111	Room 6	SS Top Table and Metal Stand	Loose				127
131	1111	Room 6	Coat Rack	Loose				128
132	1111	Room 6	Base Cabinet, Wood Top and Shelf	Fixed				129
133	1111	Room 6	Bulletin Board & Junk on Floor	Loose				130
134	1111	Room 105	Large Clothes Rack	Loose				131
135	1111	Room 105	5 Parts Storage Cabinets, Full	Loose				132
136	1111	Room 105	Drafting Table	Loose				133
137	1111	Room 105	2 Desks, Office Type	Loose				134
138	1111	Room 105	Old Air Conditioner, Clocks, Cans	Loose				135
139	1111	0' Canal G	2 Lifting Fixtures for Canal Gates	Loose				136
140	1111	0' Canal G	Personnel Cage for Crane/Aluminum	Loose				137
141	1111	0' Canal G	Moveable Bridge Over Canal	Loose				138
142	1111	0' Canal G	Handling Tools, 10 ea	Loose				139
143	1111	0' Canal G	Pump at Top of Canal	Fixed;1800 System				140
144	1111	0' Canal H	MUR Rod Drive Equipment	Fixed				141
145	1111	0' Canal H	Bridges Over Canal, Both Units	Fixed				142
146	1111	MUR	Control Room and Instruments	Fixed				143
147	1111	MUR	Partition, Canal H	Fixed				144
148	1111	0' Decon	Partition Walls, Decon Room	Fixed				145
149	1111	0' MUR	2 SS Topped Cabinets	Loose				146
150	1111	0' Canal H	9 Handling Tools	Loose				147

RB RAD WASTE & EQUIP DISP BLDG 1111
04-10-86
08:52:51

ITEM	BLDG	LOC IN BUILDING	ITEM DESCRIPTION	FIXED OR LOOSE	CLEAN SCRAP	CLEAN SALVAGE	CONT SALV LICENSEE	CONT DECON	CONT RAD WASTE	REC#
94	1111	Canal G -25'	Fuel Storage Baskets, 6 ea	FIXED					X	91
95	1111	Canal G -25'	Fuel Storage Basket Support Struct	FIXED					X	92
96	1111	Canal G -25'	Type 3&4 FE Stor Bskts, 2 ea	FIXED					X	93
97	1111	Canal G -25'	Plug Type Baskets	FIXED					X	94
98	1111	Canal G	Knapp-Mills Fuel Ele Ship Casks,3ea	LOOSE			X			95
99	1111	Canal G	Knapp-Mills Ship Casks Supp Stn,3ea	FIXED			X			96
100	1111	Canal H	MUR Core Box	FIXED					X	97
101	1111	Canal H	Core Support Struct, 1" Thick Frame	FIXED					X	98
102	1111	Canal H	Fuel Storage Basket	FIXED					X	99
103	1111	Canal H	HB-6 Support Stand	FIXED					X	100
104	1111	Canal H	SS Angle Frame	FIXED					X	101
108	1111	Truck Door	Outside LN(2) Dewar with Pipe	FIXED		X				105
109	1111	Outside - North	Bottle Rack and Cover	FIXED	X					106
110	1111	+12' Hall	Reactor Cycle Board	FIXED	X					107
111	1111	+12' CR	Reactor Control Room Equip, Panels	FIXED		X				108
112	1111	+12' Kitchen	Cupboards, Wood, Spare Parts	FIXED		X				109
113	1111	+12' Kitchen	Metal Cabinet with Spare Parts	LOOSE		X				110
114	1111	+12' Kitchen	Hot Plate	LOOSE		X				111
115	1111	+12' CR	Wooden Table, 1 Chair	LOOSE	X					112
116	1111	+12' CR	Aluminum Rack	FIXED	X					113
117	1111	Room 204	3 Waste Baskets and Metal Pipe	LOOSE	X					114
118	1111	Room 205	Print File and Prints	LOOSE		X				115
119	1111	Room 206	Lockboard,Bulletin Bd,Waste Bskt,PH	FIXED	X					116
120	1111	Room 207	4 Waste Bskts,Coat Rk,Bulletin Brd	LOOSE	X					117
121	1111	Room 208	2 Waste Bskts,Coat Rk,Periodic Cht	LOOSE	X					118
122	1111	Room 209.	3 Waste Bskts,Coat Rk,Butt Receptcl	LOOSE	X					119
123	1111	+12' Hall	4 Wheeled Cart, Chair	LOOSE	X					120
124	1111	0' Janitor Rm	Metal Rack on Wheels	LOOSE	X					121
125	1111	Men's Room	Wall Lockers, Benches, Curtains,etc	LOOSE				X		122
126	1111	Room 10	Decon Room, Small Table	LOOSE				X		123
127	1111	Exper CR	Control Room Equipment	FIXED	X					124
128	1111	Room 6	Lead Cask, Small	LOOSE				X		125
129	1111	Room 6	2 Chairs, Waste Basket	LOOSE	X					126
130	1111	Room 6	SS Top Table and Metal Stand	LOOSE	X					127
131	1111	Room 6	Coat Rack	LOOSE	X					128
132	1111	Room 6	Base Cabinet, Wood Top and Shelf	FIXED	X					129
133	1111	Room 6	Bulletin Board & Junk on Floor	LOOSE	X					130
134	1111	Room 105	Large Clothes Rack	LOOSE		X				131
135	1111	Room 105	5 Parts Storage Cabinets, Full	LOOSE		X				132
136	1111	Room 105	Drafting Table	LOOSE		X				133
137	1111	Room 105	2 Desks, Office Type	LOOSE		X				134
138	1111	Room 105	Old Air Conditioner, Clocks, Cans	LOOSE	X					135
139	1111	0' Canal G	2 Lifting Fixtures for Canal Gates	LOOSE				X		136
140	1111	0' Canal G	Personnel Cage for Crane/Aluminum	LOOSE				X		137
141	1111	0' Canal G	Moveable Bridge Over Canal	LOOSE				X		138
142	1111	0' Canal G	Handling Tools, 10 ea	LOOSE				X		139
143	1111	0' Canal G	Pump at Top of Canal	FIXED						140
144	1111	0' Canal H	MUR Rod Drive Equipment	FIXED				X		141
145	1111	0' Canal H	Bridges Over Canal, Both Units	FIXED				X		142
146	1111	MUR	Control Room and Instruments	FIXED		X				143
147	1111	MUR	Partition, Canal H	FIXED	X					144
148	1111	0' Decon	Partition Walls, Decon Room	FIXED	X					145
149	1111	0' MUR	2 SS Topped Cabinets	LOOSE				X		146
150	1111	0' Canal H	9 Handling Tools	LOOSE					X	147

RB RAD WASTE & EQUIP DISP BLDG 1111
04-10-86
08:52:51

ITEM	BLDG	LOC IN BUILDING	ITEM DESCRIPTION	FIXED OR LOOSE	CLEAN SCRAP	CLEAN SALVAGE	CONT SALV LICENSEE	CONT DECON	CONT RAD WASTE	REC#
151	1111	0' Canal H	Stool, Wood top	LOOSE	X					148
152	1111	0' Canal H	Pipe Sections with Hooks, 2 ea	LOOSE				X		149
153	1111	0' Canal H	Refrigeration Compressor Unit	FIXED		X				150
154	1111	0' Canal H	Wood Box with Metal Pieces, Cardbrd	LOOSE	X					151
155	1111	0' RB	By Decon Room, Small Cart	LOOSE	X					152
156	1111	0' RB	NE, 6 Storage Bins with Junk	LOOSE	X					153
157	1111	0' RB	NE, Storage Cabinets,Spare Prts,6ea	LOOSE	X					154
158	1111	0' RB	2 Equipment Dollies	LOOSE	X					155
159	1111	0' RB	Cylinder Carts, 3 ea	LOOSE		X				156
160	1111	0' RB	Conduit Bender	LOOSE		X				157
161	1111	0' RB	West Truck Door, 2 Rubbish Contain	LOOSE	X					158
162	1111	0' RB	South Wall, Bottle Manifold	FIXED	X					159
163	1111	0' RB	Air Lock Transfer Tube, Portable	LOOSE				X		160
164	1111	0' RB	Aluminum Tables Outside Decon Room	LOOSE	X					161
165	1111	0' RB	Air Lock Doors, Valve & Reg Panels	FIXED	X					162
166	1111	0' RB	Decon Room Equipment	FIXED				X		163
167	1111	0' RB	2 Rubbish Containers	LOOSE	X					164
168	1111	0' RB	4 Sections, Floor, Equip CR	LOOSE	X					165
169	1111	0' RB	Metal Cabinet, Aluminum Boxes (2)	LOOSE	X					166
170	1111	0' RB	High Pressure Washer Unit	LOOSE		X				167
171	1111	0' RB	3 Drum & Bottle Carts	LOOSE		X				168
172	1111	-15' RB	3 Storage Cabinets, Metal & Wood	LOOSE	X					169
173	1111	-15' RB	Cryo Loop Helium Dryer	FIXED		X				170
174	1111	-15' RB	Cryo Loop Equipment Blower & Motor	LOOSE		X				171
175	1111	-15' RB	Steel Scaffolding Section	LOOSE	X					172
176	1111	-15' RB	Cylinder Dolly	LOOSE		X				173
177	1111	-15' RB	Electrodryer	FIXED		X				174
178	1111	-15' RB	Vacuum Pump and Motor	FIXED		X				175
179	1111	-15' RB	Cryo System Vari-Drive Compressors	FIXED		X				176
180	1111	-15' RB	Gage Panel	FIXED	X					177
181	1111	-15' RB	SS Tank, Heater, Vacuum Pump	FIXED		X				178
182	1111	-15' RB	Hot Water Tank	FIXED	X					179
183	1111	-15' RB	Jet Pump and Hoses	LOOSE	X					180
184	1111	-15' RB	Economy Lift for Breakers	LOOSE		X				181
185	1111	-15' RB	Metal Table Near MCC-1	LOOSE	X					182
186	1111	-15' RB	Old Plywood by Diesel Bus 3&4	LOOSE	X					183
187	1111	-15' RB	Cage, Casks, Signs, & Lead Bricks	LOOSE				X		184
188	1111	-15' RB	Lead Cask, 55/5 Gallon Drums	LOOSE				X		185
189	1111	-15' RB	Chair	LOOSE	X					186
190	1111	-15' RB	Cable Reel Dolly	LOOSE		X				187
191	1111	-15' RB	Electrical Cage Batteries	FIXED		X				188
192	1111	-15' RB	Foreman's Bench, Meter	LOOSE	X					189
193	1111	-15' RB	Electrical Cage, MG Sets	FIXED		X				190
194	1111	-15' RB	Cable Reel Jacks, 2 ea	LOOSE		X				191
195	1111	-15' RB	Pedestal Fan	LOOSE		X				192
196	1111	-15' RB	Aluminum Cart, Pump & Cylinder	LOOSE	X					193
197	1111	-25' RB	Shield Block Concrete	LOOSE	X					194
198	1111	-25' RB	Bottle Cart	LOOSE				X		195
199	1111	-25' RB	Pallet, Plywood, Aluminum Ladder	LOOSE	X					196
200	1111	-25' RB	Drum Cart	LOOSE				X		197
201	1111	-25' RB	Yellow Metal Cabinet	LOOSE	X					198
202	1111	-25' RB	5' High 4-Step Metal Stool	LOOSE		X				199
203	1111	-25' RB	Pump Valve, Motor Parts, Pipe, etc.	LOOSE	X					200
204	1111	-25' RB	Green Hornet, Quad Cooling Unit	FIXED					X	201

RB RAD WASTE & EQUIP DISP BLDG 1111
04-10-86
08:52:51

ITEM	BLDG	LOC IN BUILDING	ITEM DESCRIPTION	FIXED OR LOOSE	CLEAN SCRAP	CLEAN SALVAGE	CONT SALV LICENSEE	CONT DECON	CONT RAD WASTE	REC#
205	1111	-25' RB	Drums of Coke for Cathodic Units	LOOSE		X				202
206	1111	-25' RB	Metal Storage Cabinets	LOOSE	X					203
207	1111	-25' RB	Lamson Rotary Compressor	FIXED		x				204
208	1111	-25' RB	Plug Concrete	LOOSE	X					205
209	1111	0' RB	Radiation Windows by Canal F-G, 3ea	FIXED			X			206
210	1111	202/203	Flux Mapping Rig in Case	LOOSE	X					207
211	1111	202/203	Small Metal Work Bench	LOOSE		X				208
212	1111	202/203	Heavy Duty Wood Table	LOOSE		X				209
213	1111	202/203	Console with Gages	LOOSE	X					210
214	1111	202/203	Metal Table with Wood Top	LOOSE		X				211
215	1111	202/203	Work Bench with Instrument Shelf	LOOSE		X				212
216	1111	202/203	Box Marked Radar Parts	LOOSE	X					213
217	1111	202/203	Miscl Experimental Hardware	LOOSE	X					214
218	1111	202/203	Large Wood Box by Wall	LOOSE	X					215
219	1111	202/203	12' Wood Step Ladder	LOOSE		X				216
220	1111	202/203	Lead Cask	LOOSE		X				217
221	1111	202/203	Cardex File	LOOSE	X					218
222	1111	202/203	Stick Rams System Prints	LOOSE	X					219
223	1111	202/203	Waste Basket, Brush, Dust Pan	LOOSE		X				220
224	1111	202/203	Surveyor's Tripod	LOOSE		X				221
225	1111	102/103	Blue Print Rack with Print Holders	LOOSE		X				222
226	1111	102/103	Portable Room Divider	LOOSE	X					223
227	1111	102/103	Small Metal Desk	LOOSE		X				224
228	1111	102/103	Orange Drum with Contaminated Tools	LOOSE				X		225
229	1111	102/103	Office Type Table	LOOSE		X				226
230	1111	102/103	Schedule Boards, 3 ea	LOOSE	X					227
231	1111	102/103	Waste Basket	LOOSE	X					228
232	1111	102/103	Floor Radiation Monitor	LOOSE				X		229
233	1111	102/103	Experiment 68-05 Control Console	LOOSE	X					230
234	1111	102/103	Aluminum Frame with Micro Valve	LOOSE	X					231
235	1111	102/103	Metal Box of TLDs, Type A&B	LOOSE	X					232
236	1111	102/103	Model of Quad B Shielding	LOOSE	X					233
237	1111	102/103	Aluminum Angle by North Wall	LOOSE		X				234
238	1111	202/203	Drawer Type Storage Bin, Empty	LOOSE		X				235
239	1111	202/203	Metal Storage Units with Equip (8)	LOOSE		X				236
240	1111	202/203	Part of Weather Tower	LOOSE	X					237
241	1111	202/203	Wood Top Stool	LOOSE	X					238
242	1111	202/203	Storage Cabinets with Parts, 4 ea	LOOSE		X				239
243	1111	202/203	W&T Inches of Mercury Gages	LOOSE		X				240
244	1111	102/103	Blackboard with Aluminum Frame	FIXED		X				241
245	1111	102/103	Cover for Sample Rig	LOOSE	X					242
246	1111	102/103	Light Box	LOOSE	X					243
247	1111	102/103	IV Bottle Holder	LOOSE		X				244
248	1111	102/103	2 Long Rad Instrument Probes	LOOSE	X					245
249	1111	102/103	Wood Box for WEMS Daily Samples	LOOSE	X					246
250	1111	102/103	Box of Alpha Probes	LOOSE	X					247
251	1111	102/103	Sola Transformer	LOOSE		X				248
252	1111	102/103	Nuclear Chicago Probe In Shield	LOOSE	X					249
253	1111	102/103	Old Dosimeters with Charger, 1 Box	LOOSE	X					250
254	1111	102/103	Rolodex Files (Empty), 5 ea	LOOSE	X					251
255	1111	102/103	1 Box of Dosimeters	LOOSE	X					252
256	1111	102/103	"Baird Atomic" Timer	LOOSE	X					253
257	1111	102/103	Conrad TLD Instrument	LOOSE		X				254
258	1111	102/103	Tool Cabinet Base Section	LOOSE		X				255

RB RAD WASTE & EQUIP DISP BLDG 1111
04-10-86
08:52:51

ITEM	BLDG	LOC IN BUILDING	ITEM DESCRIPTION	FIXED OR LOOSE	CLEAN SCRAP	CLEAN SALVAGE	CONT SALV LICENSEE	CONT DECON	CONT RAD WASTE	REC#
259	1111	102/103	Work Bench, Wood top	LOOSE		X				256
260	1111	102/103	Sevl Boxes/Bags of Old Film Badges	LOOSE	X					257
261	1111	102/103	2 Stacks of Instrument Manuals	LOOSE	X					258
262	1111	102/103	Square Window Fan	LOOSE	X					259
263	1111	102/103	SS Step, Waste Baskets (4)	LOOSE		X				260
264	1111	102/103	Open Shelf Storage Units, Rad Instr	LOOSE		X				261
265	1111	102/103	Deep Storage Rack, Oscill & Instr	LOOSE		X				262
266	1111	102/103	Shelf with Meters and Survey Instr	LOOSE		X				263
267	1111	102/103	"Trace Lab" Cart, 2 Air Monitors	LOOSE		X				264
268	1111	102/103	2 Fast/Slow Neutron Survey Meters	LOOSE	X					265
269	1111	102/103	mR/hr Alarm Unit	LOOSE	X					266
270	1111	102/103	3 Lead Shields	LOOSE		X				267
271	1111	102/103	2 "Beckman" Counters	LOOSE		X				268
272	1111	102/103	2 Clothing Monitor Stands	LOOSE	X					269
273	1111	102/103	Portable "Nuclear Chicago" Counter	LOOSE		X				270
274	1111	102/103	"Nuclear Chicago" Timer	LOOSE		X				271
275	1111	102/103	Count/Minute Meter Portable	LOOSE	X					272
276	1111	102/103	5 Count/Minute Meters on Stands	LOOSE	X					273
277	1111	102/103	Stands for c/m Meters, 2 ea	LOOSE	X					274
278	1111	102/103	2 Boxes of Records	LOOSE	X					275
279	1111	102/103	5 "Nuclear Measurements" Air Sample	LOOSE		X				276
280	1111	102/103	Tritium Monitor	LOOSE		X				277
281	1111	102/103	Power Supply/Amplifier/Timer	LOOSE		X				278

PD235 Number of Records Read: 278
PD236 Number of Records Selected: 185

HL RAD WASTE & EQUIP DISP BLDG 1112
04-03-86
09:30:12

ITEM	BLDG	LOC IN BUILDING	ITEM DESCRIPTION	SIZE	WT LBS	VOL CU FT	MATL OF CONST	RAD TOT UCI	RAD UCI GM	PRINCIPLE ISOTOPES	REC#
71	1112	Hot Cell #1	Stainless Steel Liner	L-28'-6";W-12';H-7'	4772	30	SS 1/8"	9.1E3	4.2E-3	60 Co;90 Sr;137 Cs	71
72	1112	Hot Cell #2	Hot Cell Stainless Liner	L-11'-6";W-12';H-7'	2452	15	SS 1/8"	3.3E2	3E-4	60 Co;90 Sr;137 Cs	72
73	1112	Hot Cell #3	Hot Cell Stainless Liner	L-12';W-8';H-7'	1974	10	SS 1/8"	3.1E2	3.5E-4	60 Co;90 Sr;137 Cs	73
74	1112	Hot Cell #4	Hot Cell Stainless Liner	L-8';W-8';H-7'	1512	8	SS 1/8"	2.4E1	3.5E-5	60 Co;90 Sr;137 Cs	74
75	1112	Hot Cell #5	Hot Cell Stainless Liner	L-8';W-8';H-7'	1512	8	SS 1/8"	4.8E1	7E-5	60 Co;90 Sr;137 Cs	75
76	1112	Hot Cell #6	Hot Cell Stainless Liner	L-8';W-8';H-7'	1512	8	SS 1/8"	4.8E1	7E-5	60 Co;90 Sr;137 Cs	76
77	1112	Hot Cell #7	Hot Cell Stainless Liner	L-8';W-8';H-7'	1512	8	SS 1/8"	1.7E2	2.6E-4	60 Co;90 Sr;137 Cs	77
78	1112	Wk Areas 16&17	Wheels Hot Cell Door;Plugs 21 ea	W-3.5";D-10"	1645	3.3	Steel	67.2E2	88.2E-4	60 Co;90 Sr;137 Cs	78
79	1112	Wk Areas 16&17	Plug Trks,Angles,Bolts All 7 Cells	Rails are 1"x6"x Var Lengths	8725	20	Steel	2.6E1	6.6E-6	60 Co;90 Sr;137 Cs	79
80	1112	Storage Rm 24	Hot Sampling Storage Cave		24860	50	Carb SS	7.6E3	6.7E-6	60 Co;90 Sr;137 Cs	80
81	1112	Hot Cell #1	Cart with Fuel Element Holders	L-24";W-48";H-24"	40	16	Aluminum	4.3E1	2.3E-3	60 Co;90 Sr;137 Cs	81
82	1112	Hot Cell #1	3-Tier Rotary Parts/Equip Bin	H-60";D-36"	60	35	Steel	1.1E1	4.2E-4	60 Co;90 Sr;137 Cs	82
83	1112	Hot Cell #1	Small Bench Milling Mach on Plate	L-24;W-36;H-30	150	15	Cast St Alum	2.7E2	4E-3	60 Co;90 Sr;137 Cs	83
84	1112	Hot Cell #1	2 Sets Fuel Element Holders	L-24;W-24;H-36	30	12	Aluminum	3E1	2.2E-3	60 Co;90 Sr;137 Cs	84
85	1112	Hot Cell #1	Rectangular Aluminum Housing	L-24;W-24;H-48	125	16	Aluminum	4.3E1	7.6E-4	60 Co;90 Sr;137 Cs	85
86	1112	Hot Cell #1	Fuel Element Holder on Door Plug	L-60;W-24;H-48	200	40	Stainless St	6.3E1	7E-4	60 Co;90 Sr;137 Cs	86
87	1112	Hot Cell #1	Arbor Press Top of Fuel Holder	L-18;W-12;H-18	60	2.3	Cast Steel	1.3	4.9E-5	60 Co;90 Sr;137 Cs	87
88	1112	Hot Cell #1	Lead Cask	H-18;D-12	200	1.2	Steel Lead	9.7	1E-4	60 Co;90 Sr;137 Cs	88
89	1112	Hot Cell #1	Lead Bricks in Pile 3'x6'(est 300)	L-36;W-72;H-12	7500	18	Lead	4.8E2	1.4E-4	60 Co;90 Sr;137 Cs	89
90	1112	Hot Cell #1	Shield; Frame with Lead Bricks	L-72;W-36;H-4	1800	6	Steel Lead	2.3E2	2.8E-4	60 Co;90 Sr;137 Cs	90
91	1112	Hot Cell #1	Lead Shielded Flange	H-6;D-12	100	.4	Stn St Lead	1E1	2.3E-4	60 Co;90 Sr;137 Cs	91
93	1112	Hot Cell #1	Shield Plate	L-24;W-24;H-4	475	1.3	Lead	1E1	4.6E-5	60 Co;90 Sr;137 Cs	93
94	1112	Hot Cell #1	Shield on Floor with Angle Frame	L-24;W-60;H-8	4734	6.7	Lead Steel	4.1E1	1.9E-5	60 Co;90 Sr;137 Cs	94
95	1112	Hot Cell #1	Cut of Saw Mounted on Door Plug	L-36;W-18;H-48	550	10	Cast Steel	3.7E1	2.3E-4	60 Co;90 Sr;137 Cs	95
96	1112	Hot Cell #2	False Floor Strc for Cont Facility	L-92;W-76;H-34	800	15	Alum SS	5.3E1	1.4E-4	60 Co;90 Sr;137 Cs	96
97	1112	Hot Cell #2	Containment Facility	L-92;W-76;H-93	2100	30	Al SS Plex	2.1E2	2.2E-4	60 Co;90 Sr;137 Cs	97
98	1112	Hot Cell #2	Puncture Rig Marked 63-04	L-24;W-12;H-18	40	3	Stainless St	4.8E2	2.6E-2	60 Co;90 Sr;137 Cs	98
99	1112	Hot Cell #2	Control Panel on Floor by Punc Rig	L-36;W-18;H-12	30	4.5	Alum SS	6E1	4.4E-3	60 Co;90 Sr;137 Cs	99
100	1112	Hot Cell #3	Hi-Pressure Hyd Container & Plate	L-24;W-36;H-24	150	12	Stainless St	4	5.8E-5	60 Co;90 Sr;137 Cs	100
101	1112	Hot Cell #3	5 Cadmium Sections	L-3;W-3;H-45	30	.23	Cadmium SS	1.1E1	8.1E-4	60 Co;90 Sr;137 Cs	101
102	1112	Hot Cell #3	Lead Bricks, 5 ea	L-8;W-4;H-2	25	.04	Lead	1.2E-1	1.1E-5	60 Co;90 Sr;137 Cs	102
103	1112	Hot Cell #3	Ultra-sonic Cleaning Tank	L-12;W-12;H-18	60	1.5	Carb SS	2.3	8.6E-5	60 Co;90 Sr;137 Cs	103
104	1112	Hot Cell #3	Motor Drive Unit By Window	L-12;W-12;H-36	125	3	Steel	2.1E1	3.7E-4	60 Co;90 Sr;137 Cs	104
105	1112	Hot Cell #4	Pile of Lead Bricks (est 150 each)	L-36;W-48;H-18	3750	18	Lead	8.2	4.8E-6	60 Co;90 Sr;137 Cs	105
106	1112	Hot Cell #4	Lathe Chuck	H-6";D-8"	60	0.2	Steel	1.4E-1	5.2E-6	60 Co;90 Sr;137 Cs	106
107	1112	Hot Cell #4	Roll Away Tool, Cab 2 Sect With Tls	L-36;W-20;H-50	400	21	Steel	4	2.2E-5	60 Co;90 Sr;137 Cs	107
108	1112	Hot Cell #4	55 gal Drum With Lid and Inside	H-34.75;D-22.5	150	8	Steel	1.8	2.7E-5	60 Co;90 Sr;137 Cs	108
109	1112	Hot Cell #4	Gage Panel	L-24;W-20;H-4	40	2	Aluminum	1.2	7E-5	60 Co;90 Sr;137 Cs	109
110	1112	Hot Cell #5	Metallurgical Test Equipment	L-18;W-36;H-72	300	27	Steel	6.8E1	5E-4	60 Co;90 Sr;137 Cs	110
111	1112	Hot Cell #5	Table for Test Equipment	L-60;W-30;H-36	175	37.5	Steel	2.9E1	3.7E-4	60 Co;90 Sr;137 Cs	111
112	1112	Hot Cell #5	Metallurgical Test Equipment	L-30;W-12;H-18	75	3.8	Steel	4.6E1	1.3E-3	60 Co;90 Sr;137 Cs	112
113	1112	Hot Cell #5	Lead Bricks on Table, 12 each	L-18;W-18;H-12	300	2.3	Lead	6.8E-1	5E-6	60 Co;90 Sr;137 Cs	113
114	1112	Hot Cell #6	12 ea Lead Casks Piled Up	H-18;D-12	150	1.2	Steel Lead	3.9E1	5.7E-4	60 Co;90 Sr;137 Cs	114
115	1112	Hot Cell #6	Vacuum Cleaner Drum with Wheels	H-34-3/4;D-22-1/2	30	8	Steel	3.7	2.7E-4	60 Co;90 Sr;137 Cs	115
116	1112	Hot Cell #6	Several Bags Lead Shot	L-8;W-6;H-3	50	.08	Lead	1.2E-1	5.5E-6	60 Co;90 Sr;137 Cs	116
117	1112	Hot Cell #6	Stainless Steel Parts Basket	L-12;W-18;H-12	20	1.5	Stainless St	1.1	1.2E-2	60 Co;90 Sr;137 Cs	117
118	1112	Hot Cell #6	Lead Sheet	L-48;W-48;H-1/4	240	.4	Lead	1.3	1.2E-4	60 Co;90 Sr;137 Cs	118
119	1112	Hot Cell #6	Drum Dollies, 2 ea	H-4;D-24	20	2	Steel Alum	1.3	2.9E-4	60 Co;90 Sr;137 Cs	119

HL RAD WASTE & EQUIP DISP BLDG 1112
04-10-86
09:13:10

ITEM	BLDG	LOC IN BUILDING	ITEM DESCRIPTION	NOTES	NOTES CONTINUED	ADDITIONAL NOTES	FINAL NOTES	REC#
71	1112	Hot Cell #1	Stainless Steel Liner	120 mr; 844279 sq cm surface				
72	1112	Hot Cell #2	Hot Cell Stainless Liner	173189d/m;433749 sq cm surface				71
73	1112	Hot Cell #3	Hot Cell Stainless Liner	10mr;349228 sq cm surface				72
74	1112	Hot Cell #4	Hot Cell Stainless Liner	1 mr;267494 sq cm surface				73
75	1112	Hot Cell #5	Hot Cell Stainless Liner	2 mr; 267494 sq cm surface				74
76	1112	Hot Cell #6	Hot Cell Stainless Liner	2 mr; 267494 sq cm surface				75
77	1112	Hot Cell #7	Hot Cell Stainless Liner	149332d/m;267494 sq cm surface				76
78	1112	Wk Areas 16&17	Wheels Hot Cell Door;Plugs 21 ea	PF04530,34;04677 & 04678;1 mr;	1722 sq cm ea wheel x 21=36169 sq cm total;Fixed			77
79	1112	Wk Areas 16&17	Plug Trks,Angles,Bolts All 7 Cells	PF04530,34; 04677,78;1 mr;	292054 sq cm surface;fixed			78
80	1112	Storage Rm 24	Hot Sampling Storage Cave	PF04962 thru 04970;25 mr;	33929 sq cm surface;fixed			79
81	1112	Hot Cell #1	Cart with Fuel Element Holders	13 mr;37152 sq cm loose				80
82	1112	Hot Cell #1	3-Tier Rotary Parts/Equip Bin	13 mr; 9839 sq cm loose				81
83	1112	Hot Cell #1	Small Bench Milling Mach on Plate	90 mr;34365 sq cm loose				82
84	1112	Hot Cell #1	2 Sets Fuel Element Holders	13 mr; 26006 sq cm loose				83
85	1112	Hot Cell #1	Rectangular Aluminum Housing	13 mr; 37152 sq cm loose				84
86	1112	Hot Cell #1	Fuel Element Holder on Door Plug	10 mr; 70588 sq cm fixed				85
87	1112	Hot Cell #1	Arbor Press Top of Fuel Holder	10 mr; 1512 sq cm loose				86
88	1112	Hot Cell #1	Lead Cask	120 mr;904 sq cm loose				87
89	1112	Hot Cell #1	Lead Bricks in Pile 3'x6'(est 300)	120 mr;44582 sq cm loose				88
90	1112	Hot Cell #1	Shield; Frame with Lead Bricks	120 mr;21733 sq cm loose				89
91	1112	Hot Cell #1	Lead Shielded Flange	10 mr; 2917 sq cm loose				90
93	1112	Hot Cell #1	Shield Plate	13 mr; 8668 sq cm loose				91
94	1112	Hot Cell #1	Shield on Floor with Angle Frame	13 mr;35108 sq cm loose				93
95	1112	Hot Cell #1	Cut of Saw Mounted on Door Plug	10 mr;41796 sq cm fixed				94
96	1112	Hot Cell #2	False Floor Strc for Cont Facility	8 mr;73684 sq cm fixed				95
97	1112	Hot Cell #2	Containment Facility	8 mr;291746 sq cm fixed				96
98	1112	Hot Cell #2	Puncture Rig Marked 63-04	450 mr;12074 sq cm loose				97
99	1112	Hot Cell #2	Control Panel on Floor by Punc Rig	40 mr; 16718 sq cm loose				98
100	1112	Hot Cell #3	Hi-Pressure Hyd Container & Plate	3000 c/m;29721 sq cm loose				99
101	1112	Hot Cell #3	5 Cadmium Sections	35 mr;3599 sq cm each loose				100
102	1112	Hot Cell #3	Lead Bricks, 5 ea	2 mr; 722 sq cm each loose				101
103	1112	Hot Cell #3	Ultra-sonic Cleaning Tank	4 mr;6501 sq cm loose				102
104	1112	Hot Cell #3	Motor Drive Unit By Window	13003 sq cm fixed				103
105	1112	Hot Cell #4	Pile of Lead Bricks (est 150 each)	3 mr;30650 sq cm loose				104
106	1112	Hot Cell #4	Lathe Chuck	1 mr;1621 sq cm loose				105
107	1112	Hot Cell #4	Roll Away Tool, Cab 2 Sect With Tls	1 mr;45408 sq cm loose				106
108	1112	Hot Cell #4	55 gal Drum With Lid and Inside	1 mr;20972 sq cm loose				107
109	1112	Hot Cell #4	Gage Panel	1 mr;14241 cm sq loose				108
110	1112	Hot Cell #5	Metallurgical Test Equipment	13 mr;58514 sq cm loose				109
111	1112	Hot Cell #5	Table for Test Equipment	13 mr;25542 sq cm fixed				110
112	1112	Hot Cell #5	Metallurgical Test Equipment	13 mr;39706 sq cm loose				111
113	1112	Hot Cell #5	Lead Bricks on Table, 12 each	1 mr; 7662 sq cm loose				112
114	1112	Hot Cell #6	12 ea Lead Casks Piled Up	75 mr;5835 sq cm loose				113
115	1112	Hot Cell #6	Vacuum Cleaner Drum with Wheels	2 mr; 20972 sq cm loose				114
116	1112	Hot Cell #6	Several Bags Lead Shot	2 mr;774 sq cm loose				115
117	1112	Hot Cell #6	Stainless Steel Parts Basket	2 mr;6037 sq cm loose				116
118	1112	Hot Cell #6	Lead Sheet	2 mr;7430 sq cm loose				117
119	1112	Hot Cell #6	Drum Dollies, 2 ea	2 mr;7586 sq cm loose				118
								119

HL RAD WASTE & EQUIP DISP BLDG 1112
04-10-86
09:30:05

ITEM	BLDG	LOC IN BUILDING	ITEM DESCRIPTION	FIXED OR LOOSE	CLEAN SCRAP	CLEAN SALVAGE	CONT SALV LICENSEE	CONT DECON	CONT RAD WASTE	REC#
71	1112	Hot Cell #1	Stainless Steel Liner	FIXED					X	71
72	1112	Hot Cell #2	Hot Cell Stainless Liner	FIXED					X	72
73	1112	Hot Cell #3	Hot Cell Stainless Liner	FIXED					X	73
74	1112	Hot Cell #4	Hot Cell Stainless Liner	FIXED					X	74
75	1112	Hot Cell #5	Hot Cell Stainless Liner	FIXED					X	75
76	1112	Hot Cell #6	Hot Cell Stainless Liner	FIXED					X	76
77	1112	Hot Cell #7	Hot Cell Stainless Liner	FIXED					X	77
78	1112	Wk Areas 16&17	Wheels Hot Cell Door;Plugs 21 ea	FIXED					X	78
79	1112	Wk Areas 16&17	Plug Trks,Angles,Bolts All 7 Cells	FIXED					X	79
80	1112	Storage Rm 24	Hot Sampling Storage Cave	FIXED					X	80
81	1112	Hot Cell #1	Cart with Fuel Element Holders	LOOSE					X	81
82	1112	Hot Cell #1	3-Tier Rotary Parts/Equip Bin	LOOSE					X	82
83	1112	Hot Cell #1	Small Bench Milling Mach on Plate	LOOSE					X	83
84	1112	Hot Cell #1	2 Sets Fuel Element Holders	LOOSE					X	84
85	1112	Hot Cell #1	Rectangular Aluminum Housing	LOOSE					X	85
86	1112	Hot Cell #1	Fuel Element Holder on Door Plug	FIXED					X	86
87	1112	Hot Cell #1	Arbor Press Top of Fuel Holder	LOOSE					X	87
88	1112	Hot Cell #1	Lead Cask	LOOSE				X		88
89	1112	Hot Cell #1	Lead Bricks in Pile 3'x6'(est 300)	LOOSE				X		89
90	1112	Hot Cell #1	Shield; Frame with Lead Bricks	LOOSE					X	90
91	1112	Hot Cell #1	Lead Shielded Flange	LOOSE					X	91
93	1112	Hot Cell #1	Shield Plate	LOOSE					X	93
94	1112	Hot Cell #1	Shield on Floor with Angle Frame	LOOSE					X	94
95	1112	Hot Cell #1	Cut of Saw Mounted on Door Plug	FIXED					X	95
96	1112	Hot Cell #2	False Floor Strc for Cont Facility	FIXED					X	96
97	1112	Hot Cell #2	Containment Facility	FIXED					X	97
98	1112	Hot Cell #2	Puncture Rig Marked 63-04	LOOSE					X	98
99	1112	Hot Cell #2	Control Panel on Floor by Punc Rig	LOOSE					X	99
100	1112	Hot Cell #3	Hi-Pressure Hyd Container & Plate	LOOSE					X	100
101	1112	Hot Cell #3	5 Cadmium Sections	LOOSE					X	101
102	1112	Hot Cell #3	Lead Bricks, 5 ea	LOOSE				X		102
103	1112	Hot Cell #3	Ultra-sonic Cleaning Tank	LOOSE					X	103
104	1112	Hot Cell #3	Motor Drive Unit By Window	FIXED					X	104
105	1112	Hot Cell #4	Pile of Lead Bricks (est 150 each)	LOOSE				X		105
106	1112	Hot Cell #4	Lathe Chuck	LOOSE					X	106
107	1112	Hot Cell #4	Roll Away Tool, Cab 2 Sect With Tls	LOOSE				X		107
108	1112	Hot Cell #4	55 gal Drum With Lid and Inside	LOOSE					X	108
109	1112	Hot Cell #4	Gage Panel	LOOSE					X	109
110	1112	Hot Cell #5	Metallurgical Test Equipment	LOOSE					X	110
111	1112	Hot Cell #5	Table for Test Equipment	LOOSE					X	111
112	1112	Hot Cell #5	Metallurgical Test Equipment	LOOSE					X	112
113	1112	Hot Cell #5	Lead Bricks on Table, 12 each	LOOSE				X		113
114	1112	Hot Cell #6	12 ea Lead Casks Piled Up	LOOSE					X	114
115	1112	Hot Cell #6	Vacuum Cleaner Drum with Wheels	LOOSE					X	115
116	1112	Hot Cell #6	Several Bags Lead Shot	LOOSE				X		116
117	1112	Hot Cell #6	Stainless Steel Parts Basket	LOOSE					X	117
118	1112	Hot Cell #6	Lead Sheet	LOOSE				X		118
119	1112	Hot Cell #6	Drum Dollies, 2 ea	LOOSE					X	119

HL RAD WASTE & EQUIP DISP BLDG 1112
04-03-86
09:30:12

ITEM	BLDG	LOC IN BUILDING	ITEM DESCRIPTION	SIZE	WT LBS	VOL CU FT	MATL OF CONST	RAD TOT UCI	RAD UCI/GM	PRINCIPLE ISOTOPES	REC#
120	1112	Hot Cell #6	Paint Pressure Pot with Hoses	H-24;D-18	50	3.5	Aluminum	2.1	9.5E-5	60 Co;90 Sr;137 Cs	120
122	1112	Hot Cell #7	Drill Press, Bench Type	L-18;W-24;H-36	150	9	Cast & Steel	6.7	9.9E-5	60 Co;90 Sr;137 Cs	121
123	1112	Hot Cell #7	Milling Machine Bench Size w/Vise	L-36;W-36;H-36	300	27	Cast & Steel	1.3E1	1E-4	60 Co;90 Sr;137 Cs	122
124	1112	Hot Cell #7	Radial Arm Saw	L-36;W-36;H-24	150	18	Cast & Steel	1.2 E1	1.7E-4	60 Co;90 Sr;137 Cs	123
125	1112	Hot Cell #7	Vacuum Pumps, Welch, 2 ea	L-18;W-18;H-24	250	9	Cast & Steel	2.5	4.4E-5	60 Co;90 Sr;137 Cs	124
126	1112	Hot Cell #7	Lifting Tongs	L-24;W-6;H-12	30	1	Steel	8.1E-2	5.9E-6	60 Co;90 Sr;137 Cs	125
127	1112	Hot Cell #7	Floor Scrubber Polisher	H-48;D-24	50	12.6	Alum Steel	2	9.2E-5	60 Co;90 Sr;137 Cs	126
128	1112	Hot Cell #7	Optical Instrument	L-24;W-12;H-18	80	3	Al Steel SS	4.3E1	1.2E-3	60 Co;90 Sr;137 Cs	127
129	1112	Hot Cell #7	36" Pipe Wrench	L-36;W-4;H-2	40	.2	Steel	7.5E-1	4.1E-5	60 Co;90 Sr;137 Cs	128
130	1112	Hot Cell #7	Index Head for Milling Machine	H-6;D-8	50	.2	Steel	1E-1	4.7E-6	60 Co;90 Sr;137 Cs	129
131	1112	Hot Cell #7	5 gal Pail of Miscell Parts	H-18;D-18	50	2.7	Steel	7.3E-1	3.2E-5	60 Co;90 Sr;137 Cs	130
132	1112	Hot Cell #7	Portable 3-Step Stool	L-24;W-30;H-48	30	20	Steel	3.8	2.8E-4	60 Co;90 Sr;137 Cs	131
133	1112	Room 19	Storage Baskets in Hot Dry Storage	L-60;W-53;H-60	13000	60	Gal Carb St	1.4E3	2.4E-3	60 Co;90 Sr;137 Cs	132
134	1112	Room 19	Support for Storage Baskets	L-60;W-54;H-48	1700	8	Gal Carb St	1.8E-1	9.1E-7	60 Co;90 Sr;137 Cs	133
135	1112	Room 16	6' Wood Step Ladder	L-72;W-18;H-6	15	4.5	Carb St Wood	2.5E-2	3.7E-6	60 Co;90 Sr;137 Cs	134
136	1112	Room 16	Hand Truck Painted White	L-36;W-18;H-12	25	4	Cb St Wd Pls	2.2E-2	1.9E-6	60 Co;90 Sr;137 Cs	135
137	1112	Room 16	Metal Step Stool	L-48;W-24;H-48	25	4	Carbon Steel	2.4E-1	2.1E-5	60 Co;90 Sr;137 Cs	136
138	1112	Room 16	Welding Shield, Portable	L-96;W-24;H-48	35	3	Cb St Wd Pls	2.9E-1	1.8E-6	60 Co;90 Sr;137 Cs	137
139	1112	Room 16	Chain Sling, 2 Legs	L-96;W-6;H-6	50	1	Carbon Steel	3.8E-2	1.7E-6	60 Co;90 Sr;137 Cs	138
140	1112	Room 16	Pallet Rack by 80 Ton Door	L-72;W-18;H-60	80	6	Cb St Rub Hs	1.7E2	4.8E-3	60 Co;90 Sr;137 Cs	139
141	1112	Room 16	Paper Roll Rack	L-36;W-12;H-12	20	3	Carbon Steel	3.5E-2	3.8E-6	60 Co;90 Sr;137 Cs	140
142	1112	Room 16	12' Wood Step Ladder	L-144;W-36;H-8	60	6	Carb St Wood	2.3E-1	8.4E-6	60 Co;90 Sr;137 Cs	141
143	1112	Room 16	Metal Storage Cabinet #1	L-36;W-18;H-72	30	27	Carbon Steel	9.4E-2	6.9E-6	60 Co;90 Sr;137 Cs	142
144	1112	Room 16	Metal Storage Cabinet #2	L-36;W-18;H-72	30	27	Carbon Steel	1.21-1	8.9E-6	60 Co;90 Sr;137 Cs	143
145	1112	Room 16	SS Spring Tool	L-24;D-1	1	.1	Stainless St	2.1E-3	4.7E-6	60 Co;90 Sr;137 Cs	144
147	1112	Room 17	4 Wheel Cart, Wood	L-69;W-36;H-15	150	22	Carb Stl Wood	1.9	1.7E-5	60 Co;90 Sr;137 Cs	145
149	1112	Room 17	Herculift H-10 Elec Lift Truck	L-120;W-36;H-60	5000	150	Carbon Steel	8.9E-1	3.9E-7	60 Co;90 Sr;137 Cs	147
150	1112	Room 17	2 Wheeled Hand Truck	L-18;W-24;H-48	30	12	Cb St Wd Rub	3E-1	2.2E-5	60 Co;90 Sr;137 Cs	148
151	1112	Room 17	"Clark" Fork Lift w/Gas Engine	L-120;W-48;H-72	4000	240	Cb St Rub Trs	1.8	1E-6	60 Co;90 Sr;137 Cs	149
152	1112	Room 17	Work Bench Wood Top	L-72;W-30;H-40	150	50	Cb St Wd	9.9E-2	1.4E-6	60 Co;90 Sr;137 Cs	150
153	1112	Room 17	Manipulator	L-144;W-24;H-96	500	190	Cb St Al SS	1.4E-1	6.5E-7	60 Co;90 Sr;137 Cs	151
154	1112	Room 17	Manip Cart w/Wood Stor Box Attached	L-60;W-36;H-60	100	75	Cb St Wd	9.5E-2	2.1E-6	60 Co;90 Sr;137 Cs	152
155	1112	Room 19	Permultet Filter Rig Painted Green	L-60;W-38;H-72	600	90	Cb St SS	5.7E-2	2.1E-7	60 Co;90 Sr;137 Cs	153
156	1112	Room 19	Electric Lifting Fixture	L-40;W-14;H-48	70	16	Aluminum	1.5E-1	4.8E-6	60 Co;90 Sr;137 Cs	154
156	1112	Room 19	Portable Lifting Fixture	L-48;W-24;H-36	250	24	Carbon Steel	5.3E-1	4.7E-6	60 Co;90 Sr;137 Cs	155
157	1112	Room 19	Long Clamp Fixture	L-121;W-72;H-48	2000	240	Carbon Steel	7.6E-1	8.4E-7	60 Co;90 Sr;137 Cs	156
158	1112	Room 19	Fuel Element Holder w/Element	L-28;W-16;H-32	50	6	Alum SS	1.8E-1	8.3E-6	60 Co;90 Sr;137 Cs	157
159	1112	Room 19	"Ridged" Pipe Machine Threader	L-24;W-24;H-14	150	4	Carbon Steel	1.9E-1	2.8E-6	60 Co;90 Sr;137 Cs	158
160	1112	Room 19	TV Camera; Jib Boom	L-15';W-3';H-11'	1500	495	Carbon Steel	5.8E-1	8.5E-7	60 Co;90 Sr;137 Cs	159
161	1112	Room 19	Lead Shield on Fixture Cart	L-40;W-18;H-2.5	900	1.5	Lead Carb St	3.4E-2	8.3E-3	60 Co;90 Sr;137 Cs	160
162	1112	Room 19	Shielded Cask, 2 Parts w/Lift Fixt.	L-123;W-39;H-48	6000	120	SS Cb St Ld	1.1E-1	4.2E-7	60 Co;90 Sr;137 Cs	161
163	1112	Room 19	Cask Support Painted White	L-104;W-33;H-48	2000	108	Carbon Steel	5.2E-1	5.8E-7	60 Co;90 Sr;137 Cs	162
164	1112	Room 19	Portable Shout Carrier w/Wheels	L-121;W-72;H-48	2000	240	Cb St Rub Pls	2.1E-1	2.3E-7	60 Co;90 Sr;137 Cs	163
165	1112	Room 19	Handling Fixture w/Lift Bails	L-30";W-4";H-4"	150	3.5	Alum SS	5.4E-2	7.9E-7	60 Co;90 Sr;137 Cs	164
166	1112	Room 19	Precision Vacuum Sampling Rig	L-30;W-12;H-12	40	3	Stainless St	4.5E-2	2.4E-6	60 Co;90 Sr;137 Cs	165
167	1112	Room 19	Railroad Cart Painted Orange	L-66;W-66;H-13	300	49	Steel	3.8E2	2.8E-3	60 Co;90 Sr;137 Cs	166
168	1112	Room 19	3-Ton Cm Chain Hoist	H-6;D-12	75	1.5	Alum Cb Stl	3.4E-1	1E-5	60 Co;90 Sr;137 Cs	167
169	1112	Room 19	Portable Band Saw Craftsman	L-33;W-18;H-14	50	4.5	Carbon Steel	3.7E-2	1.6E-6	60 Co;90 Sr;137 Cs	168
170	1112	Room 19	Portable Q&C Clean Up Sys w/Pump	L-60;W-36;H-48	400	60	Carb St SS	1E-1	5.7E-7	60 Co;90 Sr;137 Cs	169
171	1112	Room 19	Hand Hack Portable Hack Saw	L-36;W-10;H-16	40	4.5	Carbon Steel	2.1E-1	1.1E-5	60 Co;90 Sr;137 Cs	170
172	1112	Room 19	Portable Filter Rig, Aqua	L-60;W-40;H-48	400	59	Carb St SS	1.2	6.7E-5	60 Co;90 Sr;137 Cs	171
173	1112	Room 19	Milling Attachment w/Motor	L-17;W-22;H-24	150	6	Carb St	1.7E-2	2.6E-7	60 Co;90 Sr;137 Cs	172
174	1112	Room 19	Portable Sample Station	L-36;W-24;H-38	[illegible]	18	Alum SS	8.9E-2	1.9E-6	60 Co;90 Sr;137 Cs	173
17[illegible]	2	Room 19	Welding Bottle Cart	L-36;W-24;H-48	[illegible]	2	Carbon Steel	9.9E-2	5.6E-6	60 Co;90 Sr;137 Cs	174

HL RAD WASTE & EQUIP DISP BLDG 1112
04-10-86
09:13:10

ITEM	BLDG	LOC IN BUILDING	ITEM DESCRIPTION	NOTES	NOTES CONTINUED	ADDITIONAL NOTES	FINAL NOTES	REC#
120	1112	Hot Cell #6	Paint Pressure Pot with Hoses	2 mr;12036 sq cm loose				120
122	1112	Hot Cell #7	Drill Press, Bench Type	3 mr;25077 sq cm loose				121
123	1112	Hot Cell #7	Milling Machine Bench Size w/Vise	3 mr;50155 sq cm loose				122
124	1112	Hot Cell #7	Radial Arm Saw	3 mr;44582 sq cm loose				123
125	1112	Hot Cell #7	Vacuum Pumps, Welch, 2 ea	2 mr;13932 sq cm loose				124
126	1112	Hot Cell #7	Lifting Tongs	18000c/m;1008 sq cm loose				125
127	1112	Hot Cell #7	Floor Scrubber Polisher	1 mr;23343 sq cm loose				126
128	1112	Hot Cell #7	Optical Instrument	40 mr;12074 sq cm loose				127
129	1112	Hot Cell #7	36" Pipe Wrench	3 mr;2889 sq cm loose				128
130	1112	Hot Cell #7	Index Head for Milling Machine	20000c/m;1296 sq cm loose				129
131	1112	Hot Cell #7	5 gal Pail of Miscell Parts	1 mr;8206 sq cm loose				130
132	1112	Hot Cell #7	Portable 3-Step Stool	1 mr;42724 sq cm loose				131
133	1112	Room 19	Storage Baskets in Hot Dry Storage	75 mr;est. 10 ea unit in stor;	215946 sq cm surface each unit	loose		132
134	1112	Room 19	Support for Storage Baskets	5 mr;est. 4 ea units mounted;	417 sq cm surface each unit	fixed		133
135	1112	Room 16	6' Wood Step Ladder	12 ur;23684 sq cm;loose				134
136	1112	Room 16	Hand Truck Painted White	15 ur - 11000 c/m;16718 sq cm	loose			135
137	1112	Room 16	Metal Step Stool	46 ur - 7000 c/m;59443 sq cm	loose			136
138	1112	Room 16	Welding Shield, Portable	32 ur - 12000 c/m;104025 sq cm	loose			137
139	1112	Room 16	Chain Sling, 2 Legs	4500 c/m;55 ur;7894 sq cm	loose			138
140	1112	Room 16	Bottle Rack by 80 Ton Door	45000 c/m;280 ur;86378 sq cm	fixed			139
141	1112	Room 16	Paper Roll Rack	30 ur;13003 sq cm;loose				140
142	1112	Room 16	12' Wood Step Ladder	30 ur;10000 c/m;167772 d/m;	85449 sq cm;loose			141
143	1112	Room 16	Metal Storage Cabinet #1	18 ur;200 c/m;2809 d/m;58514	sq cm;loose			142
144	1112	Room 16	Metal Storage Cabinet #2	23 ur;8000 c/m;3715 d/m;58514	sq cm;loose			143
145	1112	Room 16	SS Spring Tool	Now in Room 23 due to rad lev;	60ur; 1500 c/m;147873 d/m;486	sq cm;loose		144
147	1112	Room 17	4 Wheel Cart, Wood	7332 d/m;36339 sq cm;loose				145
149	1112	Room 17	Herculift M-10 Elec Lift Truck	1122 d/m;176472 sq cm;loose				147
150	1112	Room 17	2 Wheeled Hand Truck	2163 d/m;31579 sq cm;loose				148
151	1112	Room 17	"Clark" Fork Lift w/Gas Engine	1819d/m;230342 sq cm;loose				149
152	1112	Room 17	Work Bench Wood Top	274 d/m;80496 sq cm;loose				150
153	1112	Room 17	Manipulator	131 d/m;252633 sq cm;loose				151
154	1112	Room 17	Manip Cart w/Wood Stor Box Attached	208 d/m;102168 sq cm;loose				152
155	1112	Room 19	Permultet Filter Rig Painted Green	106 d/m;120434 sq cm;loose				153
156	1112	Room 19	Electric Lifting Fixture	846 d/m;40660 sq cm;loose				154
156	1112	Room 19	Portable Lifting Fixture	2460d/m;48297 sq cm;loose				155
157	1112	Room 19	Long Clamp Fixture	732 d/m;231890 sq cm;loose				156
158	1112	Room 19	Fuel Element Holder w/Element	1762 d/m;23942 sq cm;loose				157
159	1112	Room 19	"Ridged" Pipe Machine Threader	2663 d/m;16099 sq cm;loose				158
160	1112	Room 19	TV Camera; Jib Boom	305 d/m;423532 sq cm;fixed				159
161	1112	Room 19	Lead Shield on Fixture Cart	683 d/m;11158 sq cm;loose				160
162	1112	Room 19	Shielded Cask, 2 Parts w/Lift Fixt.	170 d/m;151742 sq cm;loose				161
163	1112	Room 19	Cask Support Painted White	976 d/m;120266 sq cm;loose				162
164	1112	Room 19	Portable Snout Carrier w/Wheels	202 d/m;231890 sq cm;loose				163
165	1112	Room 19	Handling Fixture w/Lift Bails	592 d/m;20330 sq cm;loose				164
166	1112	Room 19	Precision Vacuum Sampling Rig	902 d/m;11145 sq cm;loose				165
167	1112	Room 19	Railroad Cart Painted Orange	10944 d/m;78328 sq cm;loose				166
168	1112	Room 19	3-Ton Cm Chain Hoist	527 d/m;1458 sq cm;loose				167
169	1112	Room 19	Portable Band Saw Craftsman	491 d/m;16873 sq cm;loose				168
170	1112	Room 19	Portable Q&C Clean Up Sys w/Pump	264 d/m;87302 sq cm;loose				169
171	1112	Room 19	Handi Hack Portable Hack Saw	3321 d/m;14138 sq cm;loose				170
172	1112	Room 19	Portable Filter Rig, Aqua	2928 d/m;92880 sq cm;loose				171
173	1112	Room 19	Milling Attachment w/Motor	236 d/m;16899 sq cm;loose				172
174	1112	Room 19	Portable Sample Station	493 d/m;40557 sq cm;loose				173
175	1112	Room 19	Welding Bottle Cart	411 d/m;48297 sq cm;loose				174

HL RAD WASTE & EQUIP DISP BLDG 1112
04-10-86
09:30:05

ITEM	BLDG	LOC IN BUILDING	ITEM DESCRIPTION	FIXED OR LOOSE	CLEAN SCRAP	CLEAN SALVAGE	CONT SALV LICENSEE	CONT DECON	CONT RAD WASTE	REC#
120	1112	Hot Cell #6	Paint Pressure Pot with Hoses	LOOSE					X	120
122	1112	Hot Cell #7	Drill Press, Bench Type	LOOSE					X	121
123	1112	Hot Cell #7	Milling Machine Bench Size w/Vise	LOOSE					X	122
124	1112	Hot Cell #7	Radial Arm Saw	LOOSE					X	123
125	1112	Hot Cell #7	Vacuum Pumps, Welch, 2 ea	LOOSE					X	124
126	1112	Hot Cell #7	Lifting Tongs	LOOSE					X	125
127	1112	Hot Cell #7	Floor Scrubber Polisher	LOOSE					X	126
128	1112	Hot Cell #7	Optical Instrument	LOOSE					X	127
129	1112	Hot Cell #7	36" Pipe Wrench	LOOSE					X	128
130	1112	Hot Cell #7	Index Head for Milling Machine	LOOSE					X	129
131	1112	Hot Cell #7	5 gal Pail of Miscell Parts	LOOSE					X	130
132	1112	Hot Cell #7	Portable 3-Step Stool	LOOSE					X	131
133	1112	Room 19	Storage Baskets in Hot Dry Storage	LOOSE					X	132
134	1112	Room 19	Support for Storage Baskets	FIXED					X	133
135	1112	Room 16	6' Wood Step Ladder	LOOSE					X	134
136	1112	Room 16	Hand Truck Painted White	LOOSE					X	135
137	1112	Room 16	Metal Step Stool	LOOSE					X	136
138	1112	Room 16	Welding Shield, Portable	LOOSE					X	137
139	1112	Room 16	Chain Sling, 2 Legs	LOOSE					X	138
140	1112	Room 16	Bottle Rack by 80 Ton Door	FIXED					X	139
141	1112	Room 16	Paper Roll Rack	FIXED				X		140
142	1112	Room 16	12' Wood Step Ladder	LOOSE					X	141
143	1112	Room 16	Metal Storage Cabinet #1	LOOSE				X		142
144	1112	Room 16	Metal Storage Cabinet #2	LOOSE				X		143
145	1112	Room 16	SS Spring Tool	LOOSE					X	144
147	1112	Room 17	4 Wheel Cart, Wood	LOOSE					X	145
149	1112	Room 17	Herculift M-10 Elec Lift Truck	LOOSE				X		147
150	1112	Room 17	2 Wheeled Hand Truck	LOOSE					X	148
151	1112	Room 17	"Clark" Fork Lift w/Gas Engine	LOOSE					X	149
152	1112	Room 17	Work Bench Wood Top	LOOSE				X		150
153	1112	Room 17	Manipulator	LOOSE			X			151
154	1112	Room 17	Manip Cart w/Wood Stor Box Attached	LOOSE			X			152
155	1112	Room 19	Permultet Filter Rig Painted Green	LOOSE					X	153
156	1112	Room 19	Electric Lifting Fixture	LOOSE					X	154
156	1112	Room 19	Portable Lifting Fixture	LOOSE					X	155
157	1112	Room 19	Long Clamp Fixture	LOOSE					X	156
158	1112	Room 19	Fuel Element Holder w/Element	LOOSE					X	157
159	1112	Room 19	"Ridged" Pipe Machine Threader	LOOSE					X	158
160	1112	Room 19	TV Camera; Jib Boom	FIXED				X		159
161	1112	Room 19	Lead Shield on Fixture Cart	LOOSE				X		160
162	1112	Room 19	Shielded Cask, 2 Parts w/Lift Fixt.	LOOSE					X	161
163	1112	Room 19	Cask Support Painted White	LOOSE					X	162
164	1112	Room 19	Portable Snout Carrier w/Wheels	LOOSE					X	163
165	1112	Room 19	Handling Fixture w/Lift Bails	LOOSE					X	164
166	1112	Room 19	Precision Vacuum Sampling Rig	LOOSE					X	165
167	1112	Room 19	Railroad Cart Painted Orange	LOOSE					X	166
168	1112	Room 19	3-Ton Cm Chain Hoist	LOOSE				X		167
169	1112	Room 19	Portable Band Saw Craftsman	LOOSE				X		168
170	1112	Room 19	Portable Q&C Clean Up Sys w/Pump	LOOSE					X	169
171	1112	Room 19	Handi Hack Portable Hack Saw	LOOSE					X	170
172	1112	Room 19	Portable Filter Rig, Aqua	LOOSE					X	171
173	1112	Room 19	Milling Attachment w/Motor	LOOSE					X	172
174	1112	Room 19	Portable Sample Station	LOOSE					X	173
5	1112	Room 19	Welding Bottle Cart	LOOSE					X	174

HL RAD WASTE & EQUIP DISP BLDG 1112
04-03-86
09:30:12

ITEM	BLDG	LOC IN BUILDING	ITEM DESCRIPTION	SIZE	WT LBS	VOL CU FT	MATL OF CONST	RAD NOR UCI	RAD UCI GM	PRINCIPLE ISOTOPES	REC#
176	1112	Room 19	Delta Drill Press Table Type	L-60;W-40;H-48	80	80	Carbon Steel	1.4	3.9E-5	60 Co;90 Sr;137 Cs	175
177	1112	Room 19	2-Door Metal Storage Cab; East	L-18;W-36;H-78	50	30	Carbon Steel	1.5E-1	6.8E-6	60 Co;90 Sr;137 Cs	176
178	1112	Room 19	2-Door Metal Storage Cab; West	L-18;W-36;H-78	50	30	Carbon Steel	2.1	9.5E-5	60 Co;90 Sr;137 Cs	177
179	1112	Room 19	Chain Operated Beam Trolley	L-16;W-14;H-14	40	1.5	Carbon Steel	8.5E-3	4.7E-7	60 Co;90 Sr;137 Cs	178
180	1112	Room 19	Portable Hook Rotating Device	L-60;W-50;H-68	2000	120	Carbon Steel	2.3E-1	2.6E-7	60 Co;90 Sr;137 Cs	179
181	1112	Room 19	Craftsman Motor; 1 HP	L-14;D-10	35	1	Carb St Copp	4.3E-3	2.7E-7	60 Co;90 Sr;137 Cs	180
182	1112	Room 19	Transport Cask Shielded	L-60;D-48	200	10	Stainless St	9.4E-2	5.2E-7	60 Co;90 Sr;137 Cs	181
183	1112	Room 21	Aluminum Extension Ladder	L-144;W-24;H-6	40	12	Aluminum	6.2E-2	3.4E-6	60 Co;90 Sr;137 Cs	182
184	1112	Room 22	Metal Parts Bin w/Drawers;Nut&Bolts	L-36;W-18;H-72	200	27	Carbon Steel	7.1E2	7.8E-3	60 Co;90 Sr;137 Cs	183
185	1112	Room 22	"Mill Rite" Milling Machine	L-36;W-36;H-72	1200	54	Carbon Steel	1.3	2.4E-6	60 Co;90 Sr;137 Cs	184
186	1112	Room 22	"Sheldon" Metal Lathe	L-72;W-24;H-48	900	48	Carbon Steel	4.4E-1	1E-6	60 Co;90 Sr;137 Cs	185
187	1112	Room 22	Wood Topped Metal Storage Cabinet	L-24;W-24;H-36	75	7	Carb Stl Wood	5.3E-2	1.5E-6	60 Co;90 Sr;137 Cs	186
188	1112	Room 22	Wood Topped Metl Stor Cab by Door	L-24;W-24;H-36	75	7	Carb Stl Wood	3.2E-2	9.4E-7	60 Co;90 Sr;137 Cs	187
189	1112	Room 22	Vent Hood for Weld Area	L-96;W-48;H-96	600	265	Carbon Steel	4.2E-1	1.5E-6	60 Co;90 Sr;137 Cs	188
190	1112	Room 24	Plastic Lab Hood and Sink	L-48;W-24;H-60	150	40	Plastic SS	1.5E-1	2.3E-6	60 Co;90 Sr;137 Cs	189
191	1112	Room 24	Work Bench w/Parker Vise	L-72;W-36;H-36	100	36	Carb St Al Wd	2.6E-1	5.8E-6	60 Co;90 Sr;137 Cs	190
192	1112	Room 24	Work Bench w/Wilton Vise	L-72;W-36;H-36	100	36	Carb St Al Wd	2.1E-1	4.6E-6	60 Co;90 Sr;137 Cs	191
193	1112	Room 24	"Parker" Vise	L-12;W-6;H-6	30	.5	Carbon Steel	1.4E-2	1E-6	60 Co;90 Sr;137 Cs	192
194	1112	Room 24	Wilton Vise	L-12;W-6;H-6	30	.5	Carbon Steel	4.2E-2	3E-7	60 Co;90 Sr;137 Cs	193
195	1112	Room 24	Wood Topped Work Benches, 2 ea	L-72;W-30;H-36	160	50	Carb St Wood	1.3E-1	3.7E-6	60 Co;90 Sr;137 Cs	194
196	1112	Room 24	Metal Cabinet #4	L-36;W-18;H-72	40	27	Carbon Steel	6.3E-2	3.4E-6	60 Co;90 Sr;137 Cs	195
197	1112	Room 24	Metal Cabinet #6	L-36;W-18;H-72	40	27	Carbon Steel	4.2E-2	2.3E-6	60 Co;90 Sr;137 Cs	196
198	1112	Room 24	Metal Storage Cabinet #9	L-36;W-18;H-72	40	27	Carbon Steel	1.5E-1	8.7E-6	60 Co;90 Sr;137 Cs	197
199	1112	Room 24	Metal Cabinet Holed Tensile Test	L-36;W-18;H-72	40	27	Carbon Steel	5.3E-2	2.9E-6	60 Co;90 Sr;137 Cs	198
200	1112	Room 24	Metal Cabinet #1	L-36;W-18;H-72	40	27	Carbon Steel	4.2E-2	2.3E-2	60 Co;90 Sr;137 Cs	199
201	1112	Room 24	Metal Cabinet #8	L-36;W-18;H-72	40	27	Carbon Steel	9.4E-2	5.2E-6	60 Co;90 Sr;137 Cs	200
202	1112	Room 24	Metal Cabinet #5	L-36;W-18;H-72	40	27	Carbon Steel	4.2E-2	2.3E-6	60 Co;90 Sr;137 Cs	201
203	1112	Room 24	Pumps, Sumps, 32 P10 & 32 P11	L-60;D-48	200	20	Carbon Steel	1E-1	1.1E-6	60 Co;90 Sr;137 Cs	202
204	1112	Room 24	Pump, Condensate and Tank	L-36;W-24;H-24	300	12	Crb St Cst Ir	1.6E-2	1.1E-7	60 Co;90 Sr;137 Cs	203
205	1112	Room 24	Aluminum Ladder	L-240;W-24;H-4	50	6	Aluminum	3.2E-2	1.4E-6	60 Co;90 Sr;137 Cs	204
206	1112	Room 24	Open Metal Shelf Unit	L-18;W-48;H-70	60	2	Carbon Steel	8.9E-2	3.2E-6	60 Co;90 Sr;137 Cs	205
208	1112	Room 24	Stool, Wood Top, #70024	L-28;D-18	10	2	Carb St Wood	4.5E-2	1E-5	60 Co;90 Sr;137 Cs	207
209	1112	Room 24	Yellow Painted I Beam	L-48;W-6;H-6	40	3	Carbon Steel	4.6E-2	2.5E-7	60 Co;90 Sr;137 Cs	208
210	1112	Room 24	Stool, Wood Top, #8-62	L-28;D-18	10	2	Carb St Wood	2.3E-2	5.2E-6	60 Co;90 Sr;137 Cs	209
211	1112	Room 27,+12'	Trimetal Ladder, 3 Step, #1	L-48;W-24;H-48	25	4	Carbon Steel	3E-2	2.7E-6	60 Co;90 Sr;137 Cs	210
212	1112	Room 27,+12'	Trimetal Ladder, #2	L-48;W-24;H-48	25	4	Carbon Steel	5.5E-2	4.9E-6	60 Co;90 Sr;137 Cs	211
213	1112	Room 27,+12'	Alum Step Ladder, 3 steps, #3	L-48;W-24;H-48	18	4	Aluminum	1.3	1.6E-4	60 Co;90 Sr;137 Cs	212
214	1112	Room 27,+12'	Alum Step Ladder, 3 Steps, #4	L-48;W-24;H-48	18	4	Aluminum	2.4E-1	3E-5	60 Co;90 Sr;137 Cs	213
215	1112	Room 27,+12'	Aluminum Cart	L-36;W-24;H-30	20	4	Aluminum	1.5E-1	1.6E-5	60 Co;90 Sr;137 Cs	214
216	1112	Room 27,+12'	Plastic Wrap Cart	L-24;W-36;H-18	25	2	Carbon Steel	1.1E-2	1E-6	60 Co;90 Sr;137 Cs	215
217	1112	Room 27,+12'	Rockwell Parts of Hardness Tester	L-12;W-12;H-12	20	1	Carb St Al SS	3.4E-2	3.8E-6	60 Co;90 Sr;137 Cs	216
218	1112	Room 27,+12'	SS Open Top Dewar	H-12;D-8	3	.5	Stainless St	2E-3	1.5E-6	60 Co;90 Sr;137 Cs	217
219	1112	Room 27,+12'	"K" Cylinder Cart	L-40;W-24;H-12	15	2	Carbon Steel	4.4E-2	6.4E-6	60 Co;90 Sr;137 Cs	218
220	1112	Room 27,+12'	"Lakeside" Cart, #1	L-30;W-24;H-30	30	3	Stainless St	3.5E-2	2.5E-6	60 Co;90 Sr;137 Cs	219
221	1112	Room 27,+12'	"Lakeside" Cart, #2	L-30;W-24;H-30	30	3	Stainless St	1.3E-1	9.9E-6	60 Co;90 Sr;137 Cs	220
222	1112	Room 27,+12'	Hannay Cable Reel	H-12;D-20	75	2	Crb St Rub Cd	1.2E-2	3.8E-7	60 Co;90 Sr;137 Cs	221
223	1112	Room 27,+12'	Rockwell Hardness Tester on Base Cb	L-48;W-36;H-60	400	35	Carbon Steel	4.7E-1	2.6E-6	60 Co;90 Sr;137 Cs	222
224	1112	Room 27,+12'	Weldomatic Spot Welder w/Power Cab	L-36;W-24;H-48	150	24	Carbon Steel	1.3	1.9E-5	60 Co;90 Sr;137 Cs	223
225	1112	Room 27,+12'	Wood Cable Reel with Cable; Elec	H-18; D-48	100	5	Wood Rub Copp	3.1E-2	6.9E-7	60 Co;90 Sr;137 Cs	224
226	1112	Room 27,+12'	Instrument Lathe	L-48;W-12;H-16	150	5.5	Carbon Steel	1E-1	1.5E-6	60 Co;90 Sr;137 Cs	225
227	1112	Room 27,+12'	Pill Press	L-48; W-36; H-60	300	35	Carb Stl SS	4.7E-1	3.4E-6	60 Co;90 Sr;137 Cs	226
228	1112	Room 27,+12'	Johnson Horizontal Band Saw	L-60;W-24;H-36	200	30	Carbon Steel	6.2E-2	6.8E-7	60 Co;90 Sr;137 Cs	227
229	1112	Room 27,+12'	Small Blower	L-6;W-4;H-6	4	.5	Carbon Steel	1.3E-3	7.4E-7	60 Co;90 Sr;137 Cs	228
230	1112	Room 27,+12'	"Ridgid" Pipe Cutter	L-12;W-2;H-6	6	.5	Carbon Steel	2.5E-3	9.4E-7	60 Co;90 Sr;137 Cs	229

HL RAD WASTE & EQUIP DISP BLDG 1112
04-10-86
09:13:10

ITEM	BLDG	LOC IN BUILDING	ITEM DESCRIPTION	NOTES	NOTES CONTINUED	ADDITIONAL NOTES	FINAL NOTES	REC#
176	1112	Room 19	Delta Drill Press Table Type	3471 d/m;92880 sq cm;loose				175
177	1112	Room 19	2-Door Metal Storage Cab; East	554 d/m;62694 sq cm;loose				176
178	1112	Room 19	2-Door Metal Storage Cab; West	7669 d/m;62694 sq cm;loose				177
179	1112	Room 19	Chain Operated Beam Trolley	230 d/m;8307 sq cm;loose				178
180	1112	Room 19	Portable Hook Rotating Device	391 d/m;135192 sq cm;loose				179
181	1112	Room 19	Craftsman Motor; 1 HP	342 d/m;2836 sq cm;loose				180
182	1112	Room 19	Transport Cask Shielded	674 d/m;31124 sq cm;loose				181
183	1112	Room 21	Aluminum Extension Ladder	12ur; 1000 c/m; 57585 sq cm	loose			182
184	1112	Room 22	Metal Parts Bin w/Drawers;Nut&Bolts	135ur; 20000 c/m; 3789 dpm;	58513 sq cm; Hardware is SS	brass carbon steel;loose		183
185	1112	Room 22	"Mill Rite" Milling Machine	180 ur; 7500 c/m; 2522 d/m;	83592 sq cm;loose			184
186	1112	Room 22	"Sheldon" Metal Lathe	60ur; 800 c/m; 81734 sq cm	loose			185
187	1112	Room 22	Wood Topped Metal Storage Cabinet	20 ur; 29721 sq cm;loose				186
188	1112	Room 22	Wood Topped Metl Stor Cab by Weld	12 ur; 29721 sq cm;loose				187
189	1112	Room 22	Vent Hood for Weld Area	2000 c/m; 20 ur; 237772 sq cm	fixed			188
190	1112	Room 24	Plastic Lab Hood and Sink	25 ur;70588 sq cm;loose				189
191	1112	Room 24	Work Bench w/Parker Vise	35 ur; 83592 sq cm;loose				190
192	1112	Room 24	Work Bench w/Wilton Vise	28 ur;83592 sq cm;loose				191
193	1112	Room 24	"Parker" Vise	70 ur;6000 c/m;2322 sq cm;	loose			192
194	1112	Room 24	Wilton Vise	1000 c/m; 20 ur; 2322 sq cm;	loose			193
195	1112	Room 24	Wood Topped Work Benches, 2 ea	20 ur;2500 c/m;75232 sq cm;	loose			194
196	1112	Room 24	Metal Cabinet #4	12 ur;58514 sq cm;loose				195
197	1112	Room 24	Metal Cabinet #6	8 ur; 200 c/m; 58514 sq cm;	loose			196
198	1112	Room 24	Metal Storage Cabinet #9	30 ur; 3500 c/m; 58514 sq cm;	loose			197
199	1112	Room 24	Metal Cabinet Marked Tensile Test	10 ur; 58514 sq cm;loose				198
200	1112	Room 24	Metal Cabinet #1	8 ur; 1345 d/m; 58514 sq cm;	loose			199
201	1112	Room 24	Metal Cabinet #8	18 ur; 20000 c/m;58514 sq cm;	loose			200
202	1112	Room 24	Metal Cabinet #5	8 ur; 58514 sq cm;loose				201
203	1112	Room 24	Pumps, Sumps, 32 P10 & 32 P11	20 ur; 58358 sq cm;fixed				202
204	1112	Room 24	Pump, Condensate and Tank	6 ur; 29721 sq cm;fixed				203
205	1112	Room 24	Aluminum Ladder	15 ur, 6000 c/m; 24096 sq cm;	loose			204
206	1112	Room 24	Open Metal Shelf Unit	41126 d/m; 40 ur; 24702 sq cm;	loose			205
208	1112	Room 24	Stool, Wood Top, #74924	4000 c/m; 50 ur; 10212 sq cm;	loose			207
209	1112	Room 24	Yellow Painted I Beam	12 ur; 4363 sq cm;loose				208
210	1112	Room 24	Stool, Wood Top, #8-62	26 ur; 2500 c/m; 10212 sq cm;	loose			209
211	1112	Room 27,+12'	Trimetal Ladder, 3 Step, #1	10 ur; 1800 c/m; 7264 d/m;	34329 sq cm;loose			210
212	1112	Room 27,+12'	Trimetal Ladder, #2	18 ur; 5000 c/m; 1335 d/m;	34329 sq cm;loose			211
213	1112	Room 27,+12'	Alum Step Ladder, 3 steps, #3	440 ur; 750000 c/m; 3815 d/m;	34329 sq cm;loose			212
214	1112	Room 27,+12'	Alum Step Ladder, 3 Steps, #4	80 ur; 750000 c/m; 19999 d/m;	34329 sq cm;loose			213
215	1112	Room 27,+12'	Aluminum Cart	100 ur; 14000 c/m; 9306 d/m;	17100 sq cm;loose			214
216	1112	Room 27,+12'	Plastic Wrap Cart	15 ur; 10000 c/m; 8596 sq cm;	loose			215
217	1112	Room 27,+12'	Miscell Parts of Hardness Tester	70 ur; 7000 c/m; 2332 d/m;	5572 sq cm;loose			216
218	1112	Room 27,+12'	SS Open Top Dewar	12 ur; 1000 c/m; 2378 d/m;	1945 sq cm;loose			217
219	1112	Room 27,+12'	"K" Cylinder Cart	22 ur; 8000 c/m; 16974 d/m;	22271 sq cm;loose			218
220	1112	Room 27,+12'	"Lakeside" Cart, #1	13 ur; 1000 c/m; 30186 sq cm;	loose			219
221	1112	Room 27,+12'	"Lakeside" Cart, #2	50 ur; 10000 c/m; 5133 d/m;	30186 sq cm;loose			220
222	1112	Room 27,+12'	Hanaway Cable Reel	30 ur; 11000 c/m; 38022 d/m;	4863 sq cm;loose			221
223	1112	Room 27,+12'	Rockwell Hardness Tester on Base Cb	60 ur; 14000 c/m; 3124 d/m;	87307 sq cm;loose			222
224	1112	Room 27,+12'	Weldomatic Spot Welder w/Power Cab	300 ur; 8000 c/m; 2583 d/m;	48297 sq cm;loose			223
225	1112	Room 27,+12'	Wood Cable Reel with Cable; Elec	20 ur; 17507 sq cm;loose				224
226	1112	Room 27,+12'	Instrument Lathe	60 ur; 10000 c/m; 26069 d/m;	19814 sq cm;loose			225
227	1112	Room 27,+12'	Pill Press	60 ur; 8000 c/m; 3179 d/m;	87307 sq cm;loose			226
228	1112	Room 27,+12'	Johnson Horizontal Band Saw	12 ur; 57585 sq cm;loose				227
229	1112	Room 27,+12'	Small Blower	15 ur; 4205 d/m; 1083 sq cm;	loose			228
230	1112	Room 27,+12'	"Ridgid" Pipe Cutter	22 ur; 1200 c/m; 139[illegible] cm;	loose			229

HL RAD WASTE & EQUIP DISP BLDG 1112
04-10-86
09:30:05

ITEM	BLDG	LOC IN BUILDING	ITEM DESCRIPTION	FIXED OR LOOSE	CLEAN SCRAP	CLEAN SALVAGE	CONT SALV LICENSEE	CONT DECON	CONT RAD WASTE	REC#
176	1112	Room 19	Delta Drill Press Table Type	LOOSE					X	175
177	1112	Room 19	2-Door Metal Storage Cab; East	LOOSE					X	176
178	1112	Room 19	2-Door Metal Storage Cab; West	LOOSE					X	177
179	1112	Room 19	Chain Operated Beam Trolley	LOOSE					X	178
180	1112	Room 19	Portable Hook Rotating Device	LOOSE					X	179
181	1112	Room 19	Craftsman Motor; 1 HP	LOOSE				X		180
182	1112	Room 19	Transport Cask Shielded	LOOSE					X	181
183	1112	Room 21	Aluminum Extension Ladder	LOOSE					X	182
184	1112	Room 22	Metal Parts Bin w/Drawers;Nut&Bolts	LOOSE				X		183
185	1112	Room 22	"Mill Rite" Milling Machine	FIXED					X	184
186	1112	Room 22	"Sheldon" Metal Lathe	FIXED					X	185
187	1112	Room 22	Wood Topped Metal Storage Cabinet	LOOSE				X		186
188	1112	Room 22	Wood Topped Metl Stor Cab by Weld	LOOSE				X		187
189	1112	Room 22	Vent Hood for Weld Area	FIXED				X		188
190	1112	Room 24	Plastic Lab Hood and Sink	LOOSE					X	189
191	1112	Room 24	Work Bench w/Parker Vise	LOOSE					X	190
192	1112	Room 24	Work Bench w/Wilton Vise	LOOSE					X	191
193	1112	Room 24	"Parker" Vise	LOOSE					X	192
194	1112	Room 24	Wilton Vise	LOOSE					X	193
195	1112	Room 24	Wood Topped Work Benches, 2 ea	LOOSE					X	194
196	1112	Room 24	Metal Cabinet #4	LOOSE					X	195
197	1112	Room 24	Metal Cabinet #6	LOOSE					X	196
198	1112	Room 24	Metal Storage Cabinet #9	LOOSE					X	197
199	1112	Room 24	Metal Cabinet Marked Tensile Test	LOOSE					X	198
200	1112	Room 24	Metal Cabinet #1	LOOSE					X	199
201	1112	Room 24	Metal Cabinet #8	LOOSE					X	200
202	1112	Room 24	Metal Cabinet #5	LOOSE					X	201
203	1112	Room 24	Pumps, Sumps, 32 P10 & 32 P11	FIXED	X					202
204	1112	Room 24	Pump, Condensate and Tank	FIXED	X					203
205	1112	Room 24	Aluminum Ladder	LOOSE				X		204
206	1112	Room 24	Open Metal Shelf Unit	LOOSE					X	205
208	1112	Room 24	Stool, Wood Top, #74924	LOOSE					X	207
209	1112	Room 24	Yellow Painted I Beam	LOOSE					X	208
210	1112	Room 24	Stool, Wood Top, #8-62	LOOSE					X	209
211	1112	Room 27,+12'	Trimetal Ladder, 3 Step, #1	LOOSE					X	210
212	1112	Room 27,+12'	Trimetal Ladder, #2	LOOSE					X	211
213	1112	Room 27,+12'	Alum Step Ladder, 3 steps, #3	LOOSE					X	212
214	1112	Room 27,+12'	Alum Step Ladder, 3 Steps, #4	LOOSE					X	213
215	1112	Room 27,+12'	Aluminum Cart	LOOSE					X	214
216	1112	Room 27,+12'	Plastic Wrap Cart	LOOSE					X	215
217	1112	Room 27,+12'	Miscell Parts of Hardness Tester	LOOSE					X	216
218	1112	Room 27,+12'	SS Open Top Dewar	LOOSE					X	217
219	1112	Room 27,+12'	"K" Cylinder Cart	LOOSE				X		218
220	1112	Room 27,+12'	"Lakeside" Cart, #1	LOOSE				X		219
221	1112	Room 27,+12'	"Lakeside" Cart, #2	LOOSE				X		220
222	1112	Room 27,+12'	Hansway Cable Reel	LOOSE					X	221
223	1112	Room 27,+12'	Rockwell Hardness Tester on Base Cb	LOOSE					X	222
224	1112	Room 27,+12'	Weldomatic Spot Welder w/Power Cab	LOOSE					X	223
225	1112	Room 27,+12'	Wood Cable Reel with Cable; Elec	LOOSE					X	224
226	1112	Room 27,+12'	Instrument Lathe	LOOSE					X	225
227	1112	Room 27,+12'	Pill Press	LOOSE					X	226
228	1112	Room 27,+12'	Johnson Horizontal Band Saw	LOOSE				X		227
229	1112	Room 27,+12'	Small Blower	LOOSE					X	228
230	1112	Room 27,+12'	"Ridgid" Pipe Cutter	LOOSE				X		229

HL RAD WASTE & EQUIP DISP BLDG 1112
04-03-86
09:30:12

ITEM	BLDG	LOCATION/POSITION	ITEM DESCRIPTION	SIZE	WT LBS	VOL CU FT	MATL OF CONST	RAD TOT UCI	RAD DEC CN	PRODUCTS/DESCRIPTS	REC#
231	1112	Room 27,+12'	Manipulator Arm on Floor	L-60;W-12;H-12	150	6	Alum SS	2.7E-2	4E-7	60 Co;90 Sr;137 Cs	230
233	1112	Room 8	Rusted Clothes Rack								232
234	1112	Room 8	20 Manipulators								233
235	1112	Room 8	7-Step Metal Step Stool								234
236	1112	Room 8	White Metal Cabinet with Glass Door								235
237	1112	Room 8	Office Table								236
238	1112	Room 8	Metal Cabinet Marked PAR								237
239	1112	Room 8	Metal Stool with Wood Top, 2 ea								238
240	1112	Room 8	Waste Baskets, 2 ea								239
241	1112	Room 8	Desk with Rad Tag								240
242	1112	Room 8	Unitron Equipment								241
243	1112	Room 8	ITT Camera/Periscope, 2 ea								242
244	1112	Room 8	Periscope Microscope with Drive								243
245	1112	Room 8	Kollmorgen Wall Periscope, 2 ea								244
246	1112	Room 8	Positioning Controllers, Electrical								245
247	1112	Room 8	Aluminum Frame with Bricks								246
248	1112	HC 1-7	SS Liners from Cells								247
249	1112	HC 1-7	Cell Door Lifting Mechanicals								248
250	1112	Room 9	General Mills Manipulator Con, 4 ea								249
251	1112	Room 9	Manipulator Repair Dollies, 2 ea								250
252	1112	Room 9	Manipulator Repair Cabinets, 2 ea								251
253	1112	Room 9	Work Benches, Wood Top, 2 ea								252
254	1112	Room 9	2 Chairs, 2 Waste Baskets, 1 Stool								253
255	1112	Room 9	Cardex Metal Cabinet								254
256	1112	Room 9	Miscl Items Stored Overhead								255
257	1112	Room 12	6 Metal Storage Cabinets with Parts								256
258	1112	Room 12	2-Section Clothes Lockers, 2 ea								257
259	1112	Room 14	Clothes Lockers, 14 ea								258
260	1112	Room 14	Portable Metal Frame Shield "L" Shp								259
261	1112	Room 14	Lead Bricks, 3 ea								260
262	1112	Room 12	Metal Shelf Unit in Janitor Closet								261
263	1112	HDS	#1171, North Beryllium Plate								262
264	1112	HDS	#1227, MUR Cadmium Section								263
265	1112	HDS	#1228, MUR Cadmium Section								264
266	1112	HDS	#1229, MUR Cadmium Section								265
267	1112	HDS	#1230, MUR Cadmium Section								266
268	1112	HDS	#1231, MUR Cadmium Section								267
269	1112	HDS	#1233, LC-1 Beryllium Plug								268
270	1112	HDS	#1234, LA-5 Beryllium Plug								269
271	1112	HDS	#1235, LA-11 Beryllium Plug								270
272	1112	HDS	#1236, LD-11 Beryllium Plug								271
273	1112	HDS	#1237, LC-11 Beryllium Plug								272
274	1112	HDS	#1238, Beryllium R Piece Plug								273
275	1112	HDS	#1239, Beryllium R Piece Plug								274
276	1112	HDS	#1240, Beryllium R Piece Plug								275
277	1112	HDS	#1241, Beryllium R Piece Plug								276
278	1112	HDS	#1242, Beryllium R Piece Plug								277
279	1112	HDS	#1243, Beryllium R Piece Plug								278
280	1112	HDS	#1244, Beryllium R Piece Plug								279
281	1112	HDS	#1245, Beryllium R Piece Plug								280
282	1112	HDS	#1246, Beryllium R Piece Plug								281
283	1112	HDS	#1247, Beryllium R Piece Plug								282
[illegible]	1112	HDS	#1248, Beryllium R Piece Plug								283

HL RAD WASTE & EQUIP DISP BLDG 1112
04-10-86
09:13:10

ITEM	BLDG	LOC IN BUILDING	ITEM DESCRIPTION	NOTES	NOTES CONTINUED	ADDITIONAL NOTES	FINAL NOTES	REC#
231	1112	Room 27,+12'	Manipulator Arm on Floor	15 ur; 300 c/m; 20433 sq cm;	loose			230
233	1112	Room 8	Rusted Clothes Rack	Loose				232
234	1112	Room 8	20 Manipulators	Fixed				233
235	1112	Room 8	7-Step Metal Step Stool	Loose				234
236	1112	Room 8	White Metal Cabinet with Glass Door	Loose				235
237	1112	Room 8	Office Table	Loose				236
238	1112	Room 8	Metal Cabinet Marked PAR	Loose				237
239	1112	Room 8	Metal Stool with Wood Top, 2 ea	Loose				238
240	1112	Room 8	Waste Baskets, 2 ea	Loose				239
241	1112	Room 8	Desk with Rad Tag	Loose				240
242	1112	Room 8	Unitron Equipment	Fixed				241
243	1112	Room 8	ITI Camera/Periscope, 2 ea	Fixed				242
244	1112	Room 8	Periscope Microscope with Drive	Fixed				243
245	1112	Room 8	Kollmorgen Wall Periscope, 2 ea	Fixed				244
246	1112	Room 8	Positioning Controllers, Electrical	Loose				245
247	1112	Room 8	Aluminum Frame with Bricks	Loose				246
248	1112	HC 1-7	SS Liners from Cells	Fixed				247
249	1112	HC 1-7	Cell Door Lifting Mechanicals	Fixed				248
250	1112	Room 9	General Mills Manipulator Con, 4 ea	Loose				249
251	1112	Room 9	Manipulator Repair Dollies, 2 ea	Loose				250
252	1112	Room 9	Manipulator Repair Cabinets, 2 ea	Loose				251
253	1112	Room 9	Work Benches, Wood Top, 2 ea	Loose				252
254	1112	Room 9	2 Chairs, 2 Waste Baskets, 1 Stool	Loose				253
255	1112	Room 9	Cardex Metal Cabinet	Loose				254
256	1112	Room 9	Miscl Items Stored Overhead	Loose				255
257	1112	Room 12	6 Metal Storage Cabinets with Parts	Loose				256
258	1112	Room 12	2-Section Clothes Lockers, 2 ea	Loose				257
259	1112	Room 14	Clothes Lockers, 14 ea	Loose				258
260	1112	Room 14	Portable Metal Frame Shield "L" Shp	Loose				259
261	1112	Room 14	Lead Bricks, 3 ea	Loose				260
262	1112	Room 12	Metal Shelf Unit in Janitor Closet	Loose				261
263	1112	HDS	#1171, North Beryllium Plate	Loose				262
264	1112	HDS	#1227, MUR Cadmium Section	Loose				263
265	1112	HDS	#1228, MUR Cadmium Section	Loose				264
266	1112	HDS	#1229, MUR Cadmium Section	Loose				265
267	1112	HDS	#1230, MUR Cadmium Section	Loose				266
268	1112	HDS	#1231, MUR Cadmium Section	Loose				267
269	1112	HDS	#1233, LC-1 Beryllium Plug	Loose				268
270	1112	HDS	#1234, LA-5 Beryllium Plug	Loose				269
271	1112	HDS	#1235, LA-11 Beryllium Plug	Loose				270
272	1112	HDS	#1236, LD-11 Beryllium Plug	Loose				271
273	1112	HDS	#1237, LC-11 Beryllium Plug	Loose				272
274	1112	HDS	#1238, Beryllium R Piece Plug	Loose				273
275	1112	HDS	#1239, Beryllium R Piece Plug	Loose				274
276	1112	HDS	#1240, Beryllium R Piece Plug	Loose				275
277	1112	HDS	#1241, Beryllium R Piece Plug	Loose				276
278	1112	HDS	#1242, Beryllium R Piece Plug	Loose				277
279	1112	HDS	#1243, Beryllium R Piece Plug	Loose				278
280	1112	HDS	#1244, Beryllium R Piece Plug	Loose				279
281	1112	HDS	#1245, Beryllium R Piece Plug	Loose				280
282	1112	HDS	#1246, Beryllium R Piece Plug	Loose				281
283	1112	HDS	#1247, Beryllium R Piece Plug	Loose				282
284	1112	HDS	#1248, Beryllium R Piece Plug	Loose				283

HL RAD WASTE & EQUIP DISP BLDG 1112
04-10-86
09:30:05

ITEM	BLDG	LOC IN BUILDING	ITEM DESCRIPTION	FIXED OR LOOSE	CLEAN SCRAP	CLEAN SALVAGE	CONT SALV LICENSEE	CONT DECON	CONT RAD WASTE	REC#
231	1112	Room 27,+12'	Manipulator Arm on Floor	LOOSE			X			230
233	1112	Room 8	Rusted Clothes Rack	LOOSE	X					232
234	1112	Room 8	20 Manipulators	FIXED			X			233
235	1112	Room 8	7-Step Metal Step Stool	LOOSE		X				234
236	1112	Room 8	White Metal Cabinet with Glass Door	LOOSE	X					235
237	1112	Room 8	Office Table	LOOSE	X					236
238	1112	Room 8	Metal Cabinet Marked PAR	LOOSE		X				237
239	1112	Room 8	Metal Stool with Wood Top, 2 ea	LOOSE	X					238
240	1112	Room 8	Waste Baskets, 2 ea	LOOSE	X					239
241	1112	Room 8	Desk with Rad Tag	LOOSE				X		240
242	1112	Room 8	Unitron Equipment	FIXED			X			241
243	1112	Room 8	ITI Camera/Periscope, 2 ea	FIXED			X			242
244	1112	Room 8	Periscope Microscope with Drive	FIXED			X			243
245	1112	Room 8	Kollmorgen Wall Periscope, 2 ea	FIXED			X			244
246	1112	Room 8	Positioning Controllers, Electrical	LOOSE			X			245
247	1112	Room 8	Aluminum Frame with Bricks	LOOSE				X		246
248	1112	HC 1-7	SS Liners from Cells	FIXED					X	247
249	1112	HC 1-7	Cell Door Lifting Mechanicals	FIXED				X		248
250	1112	Room 9	General Mills Manipulator Con, 4 ea	LOOSE			X			249
251	1112	Room 9	Manipulator Repair Dollies, 2 ea	LOOSE			X			250
252	1112	Room 9	Manipulator Repair Cabinets, 2 ea	LOOSE			X			251
253	1112	Room 9	Work Benches, Wood Top, 2 ea	LOOSE	X					252
254	1112	Room 9	2 Chairs, 2 Waste Baskets, 1 Stool	LOOSE	X					253
255	1112	Room 9	Cardex Metal Cabinet	LOOSE	X					254
256	1112	Room 9	Miscl Items Stored Overhead	LOOSE	X					255
257	1112	Room 12	6 Metal Storage Cabinets with Parts	LOOSE	X					256
258	1112	Room 12	2-Section Clothes Lockers, 2 ea	LOOSE	X					257
259	1112	Room 14	Clothes Lockers, 14 ea	LOOSE	X					258
260	1112	Room 14	Portable Metal Frame Shield "L" Shp	LOOSE				X		259
261	1112	Room 14	Lead Bricks, 3 ea	LOOSE				X		260
262	1112	Room 12	Metal Shelf Unit in Janitor Closet	LOOSE	X					261
263	1112	HDS	#1171, North Beryllium Plate	LOOSE					X	262
264	1112	HDS	#1227, MUR Cadmium Section	LOOSE					X	263
265	1112	HDS	#1228, MUR Cadmium Section	LOOSE					X	264
266	1112	HDS	#1229, MUR Cadmium Section	LOOSE					X	265
267	1112	HDS	#1230, MUR Cadmium Section	LOOSE					X	266
268	1112	HDS	#1231, MUR Cadmium Section	LOOSE					X	267
269	1112	HDS	#1233, LC-1 Beryllium Plug	LOOSE					X	268
270	1112	HDS	#1234, LA-5 Beryllium Plug	LOOSE					X	269
271	1112	HDS	#1235, LA-11 Beryllium Plug	LOOSE					X	270
272	1112	HDS	#1236, LD-11 Beryllium Plug	LOOSE					X	271
273	1112	HDS	#1237, LC-11 Beryllium Plug	LOOSE					X	272
274	1112	HDS	#1238, Beryllium R Piece Plug	LOOSE					X	273
275	1112	HDS	#1239, Beryllium R Piece Plug	LOOSE					X	274
276	1112	HDS	#1240, Beryllium R Piece Plug	LOOSE					X	275
277	1112	HDS	#1241, Beryllium R Piece Plug	LOOSE					X	276
278	1112	HDS	#1242, Beryllium R Piece Plug	LOOSE					X	277
279	1112	HDS	#1243, Beryllium R Piece Plug	LOOSE					X	278
280	1112	HDS	#1244, Beryllium R Piece Plug	LOOSE					X	279
281	1112	HDS	#1245, Beryllium R Piece Plug	LOOSE					X	280
282	1112	HDS	#1246, Beryllium R Piece Plug	LOOSE					X	281
283	1112	HDS	#1247, Beryllium R Piece Plug	LOOSE					X	282
284	1112	HDS	#1248, Beryllium R Piece Plug	LOOSE					X	283

HL RAD WASTE & EQUIP DISP BLDG 1112
04-10-86
09:30:05

ITEM	BLDG	LOC IN BUILDING	ITEM DESCRIPTION	FIXED OR LOOSE	CLEAN SCRAP	CLEAN SALVAGE	CONT SALV LICENSEE	CONT DECON	CONT RAD WASTE	REC#
285	1112	HDS	#1241X, Vaft Lower Section	LOOSE					X	284
286	1112	HDS	#1244X, Vaft Lower Section	LOOSE					X	285
287	1112	HDS	#1245X, RB-6 Vaft Lower Section	LOOSE					X	286
288	1112	HDS	#1248X, Vaft Lower Section	LOOSE					X	287
289	1112	HDS	#1250, 68-03 Vaft	LOOSE					X	288
290	1112	HDS	#1255, Beryllium Cont. Rod Sect.	LOOSE					X	289
291	1112	HDS	#1256, Beryllium Cont. Rod Sect.	LOOSE					X	290
292	1112	HDS	#1257, Beryllium Cont. Rod Sect.	LOOSE					X	291
293	1112	HDS	#1258, Beryllium Cont. Rod Sect.	LOOSE					X	292
294	1112	HDS	#1259, Beryllium Cont. Rod Sect.	LOOSE					X	293
295	1112	HDS	#1264, 69-01-003 Vaft	LOOSE					X	294
296	1112	HDS	#1272, LC-6 Fast Flux Facility	LOOSE					X	295
297	1112	HDS	#1273, LC-6 Lower Shim Section	LOOSE					X	296
298	1112	HDS	#1274, LC-1 Beryllium Section	LOOSE					X	297
299	1112	HDS	#1275, LD-1 Beryllium Section	LOOSE					X	298
300	1112	HDS	#1276, LA-1 Beryllium Section	LOOSE					X	299
301	1112	HDS	#1277, LB-1 Beryllium Section	LOOSE					X	300
302	1112	HDS	#1278, Type 2 Beryllium L Piece	LOOSE					X	301
303	1112	HDS	#1279, Type 2 Beryllium L Piece	LOOSE					X	302
304	1112	HDS	#1280, Type 2 Beryllium L Piece	LOOSE					X	303
305	1112	HDS	#1281, Type 2 Beryllium L Piece	LOOSE					X	304
306	1112	HDS	#1282, LC-11 Beryllium Section	LOOSE					X	305
307	1112	HDS	#1283, LD-11 Beryllium Section	LOOSE					X	306
308	1112	HDS	#1284, LA-11 Beryllium Section	LOOSE					X	307
309	1112	HDS	#1285, LB-11 Beryllium Section	LOOSE					X	308
310	1112	HDS	#1286, One-Piece Upper Grid	LOOSE					X	309
311	1112	HDS	#1289, IT1A Inst. Thimble	LOOSE					X	310
312	1112	HDS	#1290, IT2D Inst. Thimble	LOOSE					X	311
313	1112	HDS	#1291, IT3D Inst. Thimble	LOOSE					X	312
314	1112	HDS	#1292, IT4D Inst. Thimble	LOOSE					X	313
315	1112	HDS	#1293, IT5D Inst. Thimble	LOOSE					X	314
316	1112	HDS	#1541, Cadmium Control Sect.	LOOSE					X	315
317	1112	HDS	#1542, Cadmium Control Sect.	LOOSE					X	316
318	1112	HDS	#1543, Cadmium Control Sect.	LOOSE					X	317
319	1112	HDS 19	Thimble 70-12	LOOSE					X	318
320	1112	HDS 19	Thimble 63-05	LOOSE					X	319
321	1112	HDS 19	Thimble 63-03	LOOSE					X	320
322	1112	HDS 19	Thimble 70-11	LOOSE					X	321
323	1112	HDS 19	Thimble 67-07	LOOSE					X	322
324	1112	HDS 19	Thimble 69-01	LOOSE					X	323
325	1112	HDS 19	Drive for Under Water Saw	LOOSE					X	324
326	1112	HDS 19	Under Water Vehicle	LOOSE					X	325
327	1112	HDS 19	Beer Stein with Brackets	LOOSE					X	326
328	1112	HDS 19	Fuel Element Crop Saw	LOOSE					X	327
329	1112	HDS 19	Tray for Under Water Vehicle	LOOSE					X	328
330	1112	Canal K	Moveable Bridge Over Canal K	LOOSE					X	329
331	1112	Room 16	Hand & Shoe Counterr Canal K	LOOSE			X			330
332	1112	Room 16	Yellow Storage Cabinet	LOOSE				X		331
333	1112	Room 16	Canal K Pump and Filter Unit	FIXED					X	332
334	1112	Room 16	80-Ton Door and Drive	FIXED				X		333
335	1112	Room 16	Motor Control Center #12	FIXED		X				334
336	1112	Room 24	Power Supply for Ultrasonic Cleaner	LOOSE					X	335
337	1112	Room 23	Decon Room Equip, Liner, Pumps	FIXED					X	336
338	1112	HL Cold Side	Radiation Windows, 10 ea	FIXED			X			337

HL RAD WASTE & EQUIP DISP BLDG 1112
04-10-86
09:30:05

ITEM	BLDG	LOC IN BUILDING	ITEM DESCRIPTION	FIXED OR LOOSE	CLEAN SCRAP	CLEAN SALVAGE	CONT SALV LICENSEE	CONT DECON	CONT RAD WASTE	REC#
339	1112	Room 27	Cable Reel Going Through Hot Cells	FIXED					X	338
340	1112	Rooms 16-17	Concrete Hot Cell Door Plugs	LOOSE				X		339

PD235 Number of Records Read: 339
PD236 Number of Records Selected: 272

SEB RAD WASTE & EQUIP DISP BLDG 1131
04-10-86
11:15:02

ITEM	BLDG	LOC IN BUILDING	ITEM DESCRIPTION	FIXED OR LOOSE	CLEAN SCRAP	CLEAN SALVAGE	CONT SALV LICENSEE	CONT DECON	CONT RAD WASTE	NOTES	REC#
1	1131	Roof	Diesel Load Bank & Support Struct	Fixed		X				FIXED	1
2	1131	Roof	Diesel Mufflers	Fixed	X					FIXED	2
3	1131	Outside	Cooling Tower Acid, Tank with Supp	Fixed	X					FIXED	3
4	1131	Outside	Precipitator Tank & Equip	Fixed	X					FIXED	4
5	1131	Outside	Acid & Caustic Tanks with Support	Fixed	X					FIXED	5
6	1131	Outside	Bottle Racks and Manifolds	Fixed	X					FIXED	6
7	1131	Shop	Work Bench, Wooden Top	Loose	X					LOOSE	7
8	1131	Shop	Aluminum Home Made Stand	Loose	X					LOOSE	8
9	1131	Shop	Metal Cabinet on Wheels	Loose	X					LOOSE	9
10	1131	Shop	2 Large Metal Parts Bins	Loose	X					LOOSE	10
11	1131	Shop	Metal Storage Cabinet	Loose	X					LOOSE	11
12	1131	Shop	2 Large Parts Storage Bins	Loose	X					LOOSE	12
13	1131	Shop	3 Sections Parts Bin, Metal	Loose	X					LOOSE	13
14	1131	Shop	Locker	Loose	X					LOOSE	14
15	1131	Shop	Work Bench, Wooden Top	Loose				X		LOOSE	15
16	1131	Shop	Metal Cabinets, 2 ea	Loose	X					LOOSE	16
17	1131	Shop	Metal Tables, Wood Tops, 2 ea	Loose	X					LOOSE	17
18	1131	Shop	Weld Bench with Drawers, Curtains	Loose	X					LOOSE	18
19	1131	Shop	Tool Cabinet with Tools	Loose	X					LOOSE	19
20	1131	Shop	Metal Tool Cabinet with Tools	Loose	X					LOOSE	20
21	1131	Shop	Metal Cabinet in Weld Area	Loose	X					LOOSE	21
22	1131	Shop	Yellow Metal Cabinet	Loose	X					LOOSE	22
23	1131	1A Upstairs	5 Metal Cabinets with Spare Parts	Loose		X				LOOSE	23
24	1131	1A	Blue Print Rack with Prints	Loose	X					LOOSE	24
25	1131	1A	Miscl Blowers, Shafts, and Valves	Loose		X				LOOSE	25
26	1131	1A	File Cabinets, 2 ea	Loose	X					LOOSE	26
27	1131	2A Upstairs	File Cabinets, 3 ea	Loose		X				LOOSE	27
28	1131	2A	2 Chairs, Clothes tree, 2 Waste Bsk	Loose		X				LOOSE	28
29	1131	3A Upstairs	Wooden Table and Chair	Loose	X					LOOSE	29
30	1131	3A	Metal Sink and Base Cabinet	Fixed	X					FIXED	30
31	1131	3A	Hot Water Tank	Fixed	X					FIXED	31
32	1131	3A	Metal Cabinet, Large	Loose	X					LOOSE	32
33	1131	3A	Metal Cabinet, Small	Loose	X					LOOSE	33
34	1131	Room 1	Chem Lab Cabinets, Wall & Base	Fixed	X					FIXED	34
35	1131	Room 1	Metal Cabinet, 2-Door	Loose	X					LOOSE	35
36	1131	Room 1	Kitchen Aid Dishwasher	Fixed	X					FIXED	36
37	1131	Room 2	Wall & Base Cabinets	Fixed		X				FIXED	37
38	1131	Room 3	Drafting Table and Machine	Loose	X					LOOSE	38
39	1131	Room 3	File Cabinet	Loose		X				LOOSE	39
40	1131	Room 3	Tool Cabinet, 2-Door	Loose		X				LOOSE	40
41	1131	Room 3	Lower Part of Rollaway Tool Chest	Loose		X				LOOSE	41
42	1131	Room 3	Old Air Conditioner	Loose	X					LOOSE	42
43	1131	Room 11	ECR Switch Gear	Fixed		X				FIXED	43
44	1131	Room 11	Desks, 2 ea	Loose	X					LOOSE	44
45	1131	Room 11	File Cabinet	Loose		X				LOOSE	45
46	1131	Room 11	SS Top Table - 2 Chairs	Loose		X				LOOSE	46
47	1131	Room 11	Metal Clothes Rack	Loose	X					LOOSE	47
48	1131	Room 11	Metal Shelf Unit	Fixed	X					FIXED	48
49	1131	Room 12	Chlorine Equipment	Fixed	X					FIXED	49
50	1131	Room 13	Water Treatment Equipment	Fixed		X				FIXED	50
51	1131	Room 13	Yellow Locker	Loose	X					LOOSE	51
52	1131	Room 13	Aluminum Tilt Scaffold	Loose		X				LOOSE	52
53	1131	Room 13	Desk	Loose	X					LOOSE	53
54	1131	Room 13	2 Metal Cabinets	Loose	X					LOOSE	54

SEB RAD WASTE & EQUIP DISP BLDG 1131
04-10-86
11:15:02

ITEM	BLDG	LOC IN BUILDING	ITEM DESCRIPTION	FIXED OR LOOSE	CLEAN SCRAP	CLEAN SALVAGE	CONT SALV LICENSEE	CONT DECON	CONT RAD WASTE	NOTES	REC#
55	1131	Room 13	Breaker Cart	Loose		X				LOOSE	55
56	1131	Room 15	Platform Scale	Loose		X				LOOSE	56
57	1131	Room 15	Parts Bin Outside Wire Cage	Loose	X					LOOSE	57
58	1131	Room 15	GI Cans, 3 ea	Loose	X					LOOSE	58
59	1131	Room 15	Tool and Parts Cage with Shelves	Fixed	X					FIXED	59
60	1131	Room 15	Foreman's Benches, 2 ea	Loose	X					LOOSE	60
61	1131	Room 15	Metal Parts Bin	Loose	X					LOOSE	61
62	1131	Room 15	Vacuum Cleaner	Loose		X				LOOSE	62
63	1131	Room 15	2 Metal Step Stools	Loose	X					LOOSE	63
64	1131	Room 15	Parts Cabinet	Loose	X					LOOSE	64
65	1131	Room 15	Pipe and Metal Storage Rack	Fixed	X					FIXED	65
66	1131	Room 15	Wooden Cabinet	Fixed	X					FIXED	66
67	1131	Room 15	Boiler Parts Cabinet	Loose		X				LOOSE	67
68	1131	Room 15	Pedestal Fans, 2 ea	Loose		X				LOOSE	68
69	1131	Room 15	Drum Dollies, 2 ea;1 Drum Truck	Loose	X					LOOSE	69
70	1131	Room 15	Asbestos Blanket	Loose	X					LOOSE	70
71	1131	Room 16	Lockers, 36 ea	Loose	X					LOOSE	71
72	1131	Room 16	2 Chairs, Bench, Waste Bsk, Cl Rack	Loose	X					LOOSE	72
73	1131	Room 18	Metal Cabinet with Diesel Parts	Loose		X				LOOSE	73
74	1131	Room 18	4' Wooden Ladder	Loose	X					LOOSE	74
75	1131	Room 18	Diesel Injector Tester Unit	Loose	X					LOOSE	75
76	1131	Room 18	Drum Dollies, 2 ea	Loose		X				LOOSE	76
77	1131	Room 18	4 Drums, Compressor Parts	Loose		X				LOOSE	77
78	1131	Room 18	Diesel Day Tank	Fixed		X				FIXED	78
79	1131	Room 18	Portable Aluminum Ladder	Loose	X					LOOSE	79
80	1131	Room 18	Weld Shields	Loose	X					LOOSE	80
81	1131	Room 18	Metal Table, Small	Loose	X					LOOSE	81
82	1131	Room 18	3 IR Air Compressors Complete	Fixed		X				FIXED	82
83	1131	Room 18	2 Chicago Pneumatic Diesel Gntrs	Fixed		X				FIXED	83
84	1131	Room 18	Switch Gear Panels for Diesels	Fixed		X				FIXED	84
85	1131	Room 18	2 Storage Cabinets, Diesel Parts	Loose		X				LOOSE	85
86	1131	Room 18	Metal Cabinet, Diesel Parts	Loose	X					LOOSE	86
87	1131	Room 18	Fuel Transfer Pumps (Oil)	Fixed	X					FIXED	87
88	1131	Room 18	Foreman's Bench	Loose	X					LOOSE	88
89	1131	Room 21	Pump & Filters, 4 Units with Motors	Fixed		X				FIXED	89
90	1131	Room 21	Hot Water Tank	Fixed	X					FIXED	90
91	1131	Room 21	Electrodryer	Fixed		X				FIXED	91
92	1131	Room 21	Cuno Filter Unit	Fixed		X				FIXED	92
93	1131	Room 21	12' Wooden Ladder	Loose	X					LOOSE	93
94	1131	Room 25	Pedestal Fan	Loose	X					LOOSE	94
95	1131	Room 25	Batteries and MG Set	Fixed		X				FIXED	95

PI235 Number of Records Read: 95
PI236 Number of Records Selected: 95

FH RAD WASTE & EQUIP DISP BLDG 1132
04-03-86
13:19:05

ITEM	BLDG	LOC IN BUILDING	ITEM DESCRIPTION	SIZE	WT LBS	VOL CU FT	MATL OF CONST	RAD TOT UCI	RAD UCI GM	PRINCIPLE ISOTOPES	ITEM
44	1132	0' N Wall Area1	Rock [illegible] Top Loading	L-33;D-22	200	7.3	SS Al	.13	1.5E-6	60 Co;90 Sr;137 Cs	44
45	1132	0' N Wall Area1	American Thermatic Front Load Dryer	L-[illegible];W-[illegible];H-76-1/2	350	59	Carb St SS	.81	5.1E-6	60 Co;90 Sr;137 Cs	45
46	1132	0' N Wall Area1	Industrial Laundry Machine Navy [illegible]	L-[illegible];W-[illegible];H-79	1800	192	SS Carb St	20	2.4E-5	60 Co;90 Sr;137 Cs	46
133	1132	-12' SE Bsmt	Lapapo [illegible]	L-45;W-20;H-22	1000	6	Carb Steel	.011	.2NE-7	60 Co;90 Sr;137 CS	132
134	1132	-12' SE Bsmt	Lincold Welder Wheels	W-[illegible]	5	.1	Rubber	.002	6.6E-7	60 Co;90 Sr;137 CS	133
135	1132	-12' SW Bsmt	Sampling Sink	L-24;W-18;H-16	80	2	Stainless St.	.39	1.1E-5	60 Co;90 Sr;137 CS	134
136	1132	-12' [illegible]	[illegible] Vacuum Cleaner Horz	L-36;W-24;H-48	150	3	Carbon Steel	1.3	1.9E-5	60 Co;90 Sr;137 CS	135
139	1132	OFFICE	3 SECT METAL LOCKERS, 1 DESK & JUNK								138
140	1132	ROOM 1	GAS BURNER								139
141	1132	ROOM 1	MCC-10 ELECTRICAL SWITCH GEAR								140
142	1132	ROOM 1	ALARM SUMMARY PANEL								141
143	1132	ROOM 1	HOT WATER TANK								142
144	1132	ROOM 1	4 WHEEL [illegible]								143

RM RAD MAKER & SHIP DISP BLDG 1132
09-10-86
11:46:08

ITEM	BLDG	LOC IN BUILDING	ITEM DESCRIPTION	NOTES	NOTES CONCERNED	ADDITIONAL NOTES	FINAL NOTES	REC#
84	1132	0' N Wall Areal	Bunk Extractor Top Loading	Fixed;20 ur/hr;<1500 d/m beta-gamma;19618.8 sq cm				84
85	1132	0' N Wall Areal	American Thermatic Front Load Dryer	Fixed;100 ur/hr;2000 d/m;	85596.88 sq cm surface			85
86	1132	0' N Wall Areal	Industrial Laundry Machine Heavy Wsh	Fixed;100 ur/hr;25000 d/m;	surface 177006.7 sq cm			86
133	1132	-12' SE Bunk	Lampson Air Sampler	Fixed;28932.22 sq cm surface;	87 d/m;2 d/m			132
134	1132	-12' SE Bunk	Lincoln Welder Wheels	Loose;Only wheels appear to be contaminated;182 sq cm surface of 4 wheels;15 ur/hr;2000 d/m beta-gamma;				133
135	1132	-12' SW Bunk	Sampling Sink	Fixed;Drain area contaminated;	11457 sq cm surface;80 ur/hr; 7500 d/m beta-gamma.			134
136	1132	-12' SE Bunk	Steamer Turbine Vacuum Cleaner Hers	Loose;29179.89 sq cm surface;	10000 d/m beta-gamma			135
139	1132	OFFICE	3 SHET METAL LOCKERS, 1 DESK & JUNK	Loose				138
140	1132	ROOM 1	GAS HEATER	LOOSE				139
141	1132	ROOM 1	MCC-10 ELECTRICAL SWITCH GEAR	FIXED				140
142	1132	ROOM 1	ALARM SIGNALS PANEL	FIXED				141
143	1132	ROOM 1	HOT WATER TANK	FIXED				142
144	1132	ROOM 1	4 WHEEL CART, WOOD TOP	LOOSE				143

FH RAD WASTE & EQUIP DISP BLDG 1132
04-10-86
11:26:53

ITEM	BLDG	LOC IN BUILDING	ITEM DESCRIPTION	FIXED OR LOOSE	CLEAN SCRAP	CLEAN SALVAGE	CONT SALV LICENSEE	CONT DECON	CONT RAD WASTE	REC#
9	1132	Out SW Crnr Res	Resin Pit Tank	FIXED						9
12	1132	0' Outside FH	Stack	FIXED						12
16	1132	FH 0' Rm #1	Mixed Bed Deionizer 18U01	FIXED						16
17	1132	FH 0' Rm #1	Mixed Bed Deionizer 18U02	FIXED						17
32	1132	0' Main Fl Ar#1	Fan Hsg & 15 HP Motor Cell 3-7 Vent	FIXED						32
33	1132	0' Main Fl Ar#1	Fan Hsg & 20 HP Motor Cell 1-2 Vent	FIXED						33
34	1132	0' Main Fl Ar#1	Fan Hsg & 15 HP Motor Cell 3-7 Vent	FIXED						34
35	1132	0' Main Fl Rm#1	Fan Hsg with 1 HP Motor	FIXED						35
36	1132	0' Main Fl Rm#1	Fan Hsg with 15 HP motor	FIXED						36
37	1132	0' Main Fl Rm#1	Fan Hsg with 3/4 HP Motor	FIXED						37
38	1132	0' Main Fl Rm#1	Fan Hsg with 1 HP Motor	FIXED						38
39	1132	0' SE Crnr Rm#1	Compressor Ingersol Rand 2 stage	FIXED						39
40	1132	0' SE Crnr Rm#1	Compressor Ingersol Rand 2 stage	FIXED						40
41	1132	0' Main Fl Rm#1	Fan Hsg with 5 HP Motor	FIXED						41
42	1132	0' Main Fl Rm#1	Fan Hsg with 2 HP Motor	FIXED						42
43	1132	0' N Wall Area1	American Junior Front Load Washer	FIXED					X	43
44	1132	0' N Wall Area1	Book Extractor Top Loading	FIXED					X	44
45	1132	0' N Wall Area1	American Thermatic Front Load Dryer	FIXED					X	45
46	1132	0' N Wall Area1	Industrial Laundry Machine Navy Wsh	FIXED					X	46
47	1132	-12' Bsmt Rm 6	Air Receiver Tank	FIXED						47
48	1132	-15' Bsmt Rm 6	Air Monitor Tanks, 4 ea	FIXED						48
49	1132	Bsmt Room 7	Fluidizing Pump	FIXED						49
50	1132	Bsmt Room 7	Hot Sump Liner; 1/2" Wall	FIXED						50
51	1132	Bsmt Room 7	Filter, Waste Cleanup,#20U02 3/8 Wl	FIXED						51
62	1132	-12' Bsmt Rm 8	Roughing Filter	FIXED						62
63	1132	-12' Bsmt Rm 8	Roughing Filter	FIXED						63
71	1132	-12' Bsmt Rm 8	Cuno Filter	FIXED						71
94	1132	Bsmt Equip Rm 8	Laundry Sump;1/2" Wall	FIXED						94
95	1132	Bsmt N Wall -5'	Laundry Drain Strainer Type Fil 1/4	FIXED						95
96	1132	Bsmt -12' Rm 8	Laundry Sump Filter	FIXED						96
120	1132	-12' NE Bsmt	Filter Hsg for Off Gas Waste Air	FIXED						120
121	1132	-12' E Bsmt	Filter Hsg for CV Air Vent	FIXED						121
123	1132	-12'NC Bsmt	Filter Hsg 2" Tank Vent	FIXED						122
124	1132	-12'NC&W Bsmt	Filter Hsg for PPH & HRA Vent	FIXED						123
125	1132	-12'NC Bsmt	Hot Cell Vacuum	FIXED						124
126	1132	-12'Ctr Bsmt	Hood Vent for Hot Lab Decon	FIXED						125
127	1132	-12' E Bsmt	Filter Housing for Pump House Vent	FIXED						126
128	1132	-12'NE Bsmt	Filter Housing for Waste Air System	FIXED						127
129	1132	-12' Crnr Bsmt	Filter Housing for Bsmt & HPT Vent	FIXED						128
130	1132	-12' W Bsmt	Filter Housing for Cells 3-7	FIXED						129
131	1132	-12' W Bsmt	Filter Housing for Cells 1-2	FIXED						130
132	1132	-12' Ctr Bsmt	Filter Housing for Cells 3-7	FIXED						131
133	1132	-12' SE Bsmt	Lampson Air Sampler	FIXED					X	132
134	1132	-12' SE Bsmt	Lincold Welder Wheels	LOOSE				X		133
135	1132	-12' SW Bsmt	Sampling Sink	FIXED				X		134
136	1132	-12' SE Bsmt	Spencer Turbine Vacuum Cleaner Horz	LOOSE					X	135
137	1132	-15'Bsmt Rm 7	Yeoman Pumps;20P-15;20-P-14	FIXED						136
138	1132	-15' Bsmt Rm 8	Yeoman Pumps;20-P-16;20-P-17	FIXED						137
139	1132	OFFICE	3 SECT METAL LOCKERS, 1 DESK & JUNK	LOOSE	X				X	138
140	1132	ROOM 1	GAS BURNER	LOOSE		X			X	139
141	1132	ROOM 1	MCC-10 ELECTRICAL SWITCH GEAR	FIXED		X			X	140
142	1132	ROOM 1	ALARM SUMMARY PANEL	FIXED		X			X	141
143	1132	ROOM 1	HOT WATER TANK	FIXED	X				X	142
144	1132	ROOM 1	4 WHEEL CART, WOOD TOP	LOOSE	X				X	143

FH RAD WASTE & EQUIP DISP BLDG 1132
04-10-86
11:26:53

ITEM	BLDG	LOC IN BUILDING	ITEM DESCRIPTION	FIXED OR LOOSE	CLEAN SCRAP	CLEAN SALVAGE	CONT SALV LICENSEE	CONT DECON	CONT RAD WASTE	REC#
145	1132	ROOM 1	METAL TABLE, WOOD TOP	LOOSE	X				X	144
148	1132	ROOM 1	SMALL AIR CONDITIONER UNIT	FIXED	X				X	147
149	1132	ROOM 1	AIR TANK MONITOR PANEL 2200	FIXED	X				X	148
150	1132	ROOM 1	AIR TANK CYCLING CONTROL 2200	FIXED	X				X	149
151	1132	ROOM 1	AIR COMPRESSOR CONTROL PANEL 2200	FIXED	X				X	150
152	1132	ROOM 1	PAPER ROLL CUTTER ON WHEELS	LOOSE		X			X	151
153	1132	ROOM 1	COAT RACK & STOOL, WOOD TOP	LOOSE	X				X	152
154	1132	ROOM 1	SPARE BLOWER MOTOR	LOOSE		X			X	153
155	1132	JANITOR CLOSET	METAL STORAGE RACK & JUNK	LOOSE	X				X	154
156	1132	JANITOR CLOSET	STOOL WOOD TOP	LOOSE	X				X	155
157	1132	ROOM 8	1 YELLOW CABINET	LOOSE		X			X	156
158	1132	ROOM 14	HOT WATER TANK	FIXED	X				X	157
159	1132	ROOM 14	BOILER & EQUIPMENT	FIXED		X			X	158
160	1132	ROOM 14	PUMP & MOTOR	LOOSE		X			X	159

PD235 Number of Records Read: 159
PD236 Number of Records Selected: 70

FH RAD WASTE & EQUIP DISP BLDG 1132
04-10-86
11:46:00

ITEM	BLDG	LOC IN BUILDING	ITEM DESCRIPTION	NOTES	NOTES CONTINUED	ADDITIONAL NOTES	FINAL NOTES	REC#
145	1132	ROOM 1	METAL TABLE, WOOD TOP	LOOSE				144 145
148	1132	ROOM 1	SMALL AIR CONDITIONER UNIT	FIXED				
149	1132	ROOM 1	AIR TANK MONITOR PANEL 2200	FIXED				148
150	1132	ROOM 1	AIR TANK CYCLING CONTROL 2200	FIXED				149
151	1132	ROOM 1	AIR COMPRESSOR CONTROL PANEL 2200	FIXED				150
152	1132	ROOM 1	PAPER ROLL CUTTER ON WHEELS	LOOSE				151
153	1132	ROOM 1	COAT RACK & STOOL, WOOD TOP	LOOSE				152
154	1132	ROOM 1	SPARE BLOWER MOTOR	LOOSE				153
155	1132	JANITOR CLOSET	METAL STORAGE RACK & JUNK	LOOSE				154
156	1132	JANITOR CLOSET	STOOL WOOD TOP	LOOSE				155
157	1132	ROOM 8	1 YELLOW CABINET	LOOSE				156
158	1132	ROOM 14	HOT WATER TANK	FIXED				157
159	1132	ROOM 14	BOILER & EQUIPMENT	FIXED				158
160	1132	ROOM 14	PUMP & MOTOR	LOOSE				159

PD235 Number of Records Read: 159
PD236 Number of Records Selected: 70

WHB RAD WASTE & EQUIP DISP BLDG 1133
04-03-86
13:47:43

ITEM	BLDG	LOC IN BUILDING	ITEM DESCRIPTION	SIZE	WT LBS	VOL CU FT	MATL OF CONST	RAD TOT UCI	RAD UCI GM	PRINC	REC#
4	1133	0'SE Crnr Rm 1	Cleaning Tank Double Walled	L-30;W-12;H-18	50	3	Stainless St	.03	1.3E-6	60 Co	4
5	1133	0'SE Crnr Rm 1	3 Aluminum Hoods	L-36;W-18;H-24	45	3	Aluminum	.12	17.4E-6	60 Co	5
6	1133	0'SW Wall Rm 1	Alphatron Source Bottle #2	L-12;D-4	3	.25	Stainless St	.5	3.6E-4	60 Co	6
7	1133	0'SW Wall Rm 1	Alphatron Source Bottle #1	L-12;D-4	3	.25	Stainless St	.5	3.6E-4	60 Co	7
8	1133	0'SW Wall Rm 1	Alphatron Source Bottle #3	L-12;D-4	3	.25	Stainless St	.5	3.6E-4	60 Co	8
9	1133	0'SW Wall Rm 1	Alphatron Source Bottle #4	L-12;D-4	3	.25	Stainless St	.5	3.6E-4	60 Co	9
10	1133	0'SW Wall Rm 1	Staplex Blower	L-8;W-6;H-6	2	1	Carbon Steel	.009	9.9E-6	60 Co	10
11	1133	0' S Wall Rm 1	Orange Hand Truck	L-12;W-24;H-38	30	2	Carbon Steel	.08	5.8E-6	60 Co	11
12	1133	0' S Wall Rm 1	Portable Cleaning Hood	L-36;W-24;H-60	200	30	Stainless St	1.6E-1	1.7E-5	60 Co	12
13	1133	0' S Wall Rm 1	Clarke Floor Scrubber	L-48;W-36;H-40	250	40	Aluminum Stl	3.25E-1	2.8E-6	60 Co	13
14	1133	0' S Wall Rm 1	Rail Cart	L-72;W-72;H-12	600	36	Steel	2.3E-1	8.5E-7	60 Co	14
15	1133	0'Lvl Evap Rm 1	Sump Pump Not Complete; Used Equip	L-72;W-16;H-12	150	6	Carbon Steel	1.1E-1	1.6E-6	60 Co	15
16	1133	0'Over Htch Rm1	Blue Ladder	L-72;W-24;H-4	30	3	Aluminum	3.8E-2	6.4E-6	60 Co	16
18	1133	0' S Wall Rm 1	Aluminum Ladders 30'; 3 each	L-30';W-24"	400	10	Aluminum	1.5E-1	8.6E-7	60 Co	18
19	1133	0' S Wall Rm 1	Hand Truck From Hot Lab	L-14;W-20;H-36	25	6	Stl Rub Tires	1.8E-2	1.6E-6	60 Co	19
20	1133	0' S Wall Rm 1	Spencer Turbine Vacuum Cleaner	L-48;W-24;H-60	150	40	SS Stl Alum	6.5E-2	9.5E-7	60 Co	20
21	1133	0' Gantry Rm 2	Open Water Tank on Cart	H-66;D-78	1250	186	Steel	2.4	4.2E-6	60 Co	21
22	1133	0' Gantry Rm 2	Resin Tank on Cart	H-48;D-30	400	19.6	Steel	.05	2.7E-7	60 Co	22
23	1133	0' Gantry Rm 2	Rubber Tired Cart	L-144;W-72;H-24	1200	140	Stl Rub Tires	5.1E-2	9.5E-8	60 Co	23
24	1133	0' Gantry Rm 2	Reciprocating Hack Saw and Stand	L-36;W-18;H-40	150	15	Stl Cast Iron	6.6E-2	9.8E-7	60 Co	24
25	1133	0' Laundry Rm 3	American Cascade Washing Machine	W-30;H-60;D-38	175	24	SS Carb Stl	2.0E-1	2.6E-6	60 Co	25
26	1133	0' Laundry Rm 3	Bock Extractor	W-36;H-60;D-48	200	30	SS Carb Stl	1.05	1.1E-5	60 Co	26
27	1133	0' Laundry Rm 3	Thermatic Dryer	L-34;W-38;H-76	250	57	SS Al Carb St	7.8E-1	6.9E-7	60 Co	27
28	1133	0' Cln Clt Rm 4	Small Table in Folding Room	L-72;W-48;H-36	150	24	Carbon Steel	.036	5.2E-7	60 Co	28
29	1133	0' Cln Cth Rm 4	Large Table in Folding Room	L-96;W-48;H-36	125	33	Carb Stl Wood	.053	9.3E-7	60 Co	29
30	1133	0' Lvl Lab Rm 6	Lab Hood	L-48;W-30;H-88	300	24	Stainless St	.07	5.1E-7	60 Co	30
31	1133	0' Lvl Lab Rm 6	Double Sink Unit; Lab Type	L-60;W-30;H-38	150	15	Stainless St	.005	7.3E-8	60 Co	31
32	1133	0' Lvl Lab Rm 6	Cleaning/Soaking Tank	L-51;W-30;H-30	200	30	SS Carb Stl	2.8	3.0E-5	60 Co	32
33	1133	0' Lvl Lab Rm 9	Janitor Sink, Pipe Chase	L-24;W-24;H-26	250	6	Porce Cst Irn	.5	4.4E-6	60 Co	33
34	1133	+12' Lvl Mezza	Filter Unit for Laundry Room	L-72;W-24;H-24	200	24	Alum Carb Stl	2.4E-1	2.6E-6	60 Co	34
42	1133	Rm 15,-15'NW Cr	Portable Shield Cask, Yellow	H-12;D-10	200	1.5	Stl Lead Fill	.01	1.1E-7	60 Co	42
43	1133	Rm 15,-15'	Air Monitor Portable	L-24;W-25;H-80	800	28	SS Carb Stl	.31	8.5E-5	60 Co	43
44	1133	Rm 15,-15'NE Cr	Tape Machines; 2 each	L-18;W-8;H-6	20	1	Carbon Steel	.02	2.2E-6	60 Co	44
45	1133	Rm 15,-15'	Lndry Drain Strain-Typ Fil 1/4" Wl	H-17";D-15"	83	1.7	Carbon Steel	.34	8.9E-6	60 Co	45
46	1133	Rm 17;-15';Prep	Budget Hoist; 1 Ton Chain	W-6;D-12	80	1.5	Alum Carb St	.18	4.9E-6	60 Co	46
47	1133	Rm 17;-15';Prep	American Lincoln Floor Polisher	H-48;D-18	50	2	Al Cb St Plst	.04	1.7E-6	60 Co	47
48	1133	Rm 17;-15';Prep	Johnson Horizontal Cut Off Saw	L-66;W-18;H-39	350	27	Carbon Steel	.075	4.7E-7	60 Co	48
49	1133	Rm 17;-15';Prep	Top of Tank Type Vac Cleaner Wt/Dy	H-12;D-20	15	1.5	Stainless St	.7	1.0E-4	60 Co	49
50	1133	Rm 17;-15';Prep	Sandpiper Diaphram Type Sump Pump	L-24;W-12;H-10	50	4	Aluminum	.45	1.9E-5	60 Co	50
51	1133	Rm 17;-15';Prep	Chute & Motor Assy from Outside	L-48;W-36;H-18	150	4	Carbon Steel	.24	3.5E-6	60 Co	51
52	1133	Rm 17;-15';Prep	Minuteman Vacuum Cleaner	H-38;D-20	75	4	SS Plastic	2.8	8.2E-5	60 Co	52
66	1133	-15';Rm 18 Evap	Consolidted Bailing Machine Drum Cp	L-44;W-58;H-80	1900	118	Steel	39.8	4.6E-5	60 Co	66
67	1133	-15';Rm 18 Evap	12' Wood Step Ladder	L-12;W-36	75	4	Wood Steel	11.7	3.4E-4	60 Co	67
69	1133	-15';Rm 18 Evap	Heat Exchanger	L-100;D-24	1021.6	26	Carb St SS	278.7	6E-4	60 Co	69
70	1133	-15';Rm 18 Evap	Condensate Tank	L-30;D-18	62.18	6	Steel 12 Gage	68.1	2.4E-3	60 Co	70
71	1133	-15';Rm 18 Evap	Demineralizer	L-36;D-15	37	3.6	Steel 16 Gage	71.5	4.3E-3	60 Co	71
72	1133	-15';Rm 18 Evap	Pumps & Motors 5 gpm,8 gpm, 10 gpm		250	6	Stl SS Copper	130.5	1.2E-3	60 Co	72
73	1133	-15';Rm 18 Evap	Wiped Film Evap Tank	L-112;D-52	8400	140	Carb St SS	786	2.1E-4	60 Co	73
74	1133	-15';Rm 18 Evap	Receiver Tank	L-30;D-20	110	6	SS 12 Gage	87.6	1.8E-3	60 Co	74
75	1133	-15';Rm 18 Evap	Residue Tank	L-51;D-26	146.96	18	SS 12&16 Gage	163.8	2.5E-3	60 Co	75
76	1133	-15';Rm 18 Evap	Separator Tank	L-73;D-30	439.78	30	SS 10 Gage	289.2	1.4E-3	60 Co	76
77	1133	-15';Rm 18 Evap	Support Stl Struct for Evap Equip	L-80'	2004	25	Stl Chann Pl	.16	1.7E-7	60 Co	77

WHB RAD WASTE & EQUIP DISP BLDG 1133
04-10-86
10:23:21

ITEM	BLDG	LOC IN BUILDING	ITEM DESCRIPTION	NOTES	NOTES CONTINUED	ADDITIONAL NOTES	FINAL NOTES	REC#
4	1133	0'SE Crnr Rm 1	Cleaning Tank Double Walled	Loose;12074.4 sq cm surface;	32 ur; 132 d/m b-g;2 d/m alpha	<1000 c/m		4
5	1133	0'SE Crnr Rm 1	3 Aluminum Hoods	Loose;11145.6 sq cm surface ea	799 d/m b-g;<1 d/m alpha			5
6	1133	0'SW Wall Rm 1	Alphatron Source Bottle #2	Loose;1134.72 sq cm surface;	>5000 ur; 11 d/m b-g;43000 c/m			6
7	1133	0'SW Wall Rm 1	Alphatron Source Bottle #1	Loose; 1134.72 sq cm surface;	>5000 ur;14 d/m b-g;2 d/m alph	28000 c/m		7
8	1133	0'SW Wall Rm 1	Alphatron Source Bottle #3	Loose;1134.72 sq cm surface;	>5000 ur; 26d/m b-g;<1 d/m	alpha;37000 c/m		8
9	1133	0'SW Wall Rm 1	Alphatron Source Bottle #4	Loose;1134.72 sq cm surface;	>5000 ur; 22 d/m b-g; 4 d/m	alpha; 38000 c/m		9
10	1133	0'SW Wall Rm 1	Staplex Blower	Loose; 1726.56 sq cm surface;	60 ur; 98 d/m b-g			10
11	1133	0' S Wall Rm 1	Orange Hand Truck	Loose; 6566.1 sq cm surface	140 ur; 638 d/m b-g; <1 d/m	alpha		11
12	1133	0' S Wall Rm 1	Portable Cleaning Hood	Loose; 44582 sq cm surface; 42	ur; 109 d/m b-g; 3 d/m alpha			12
13	1133	0' S Wall Rm 1	Clarke Floor Scrubber	Loose;65635.2 sq cm surface;	55 ur; 59 d/m b-g; 2 d/m alpha			13
14	1133	0' S Wall Rm 1	Rail Cart	Loose;172893.67 sq cm surface;	15 ur; 87 d/m beta-gamma			14
15	1133	0'Lvl Evap Rm 1	Sump Pump Not Complete; Used Equip	Loose;15662.94 sq cm surface;	80 ur; 122 d/m beta-gamma			15
16	1133	0'Over Htch Rm1	Blue Ladder	Loose;12262.8 sq cm surface;	80 ur;15 d/m beta-gamma; high	field in area		16
18	1133	0' S Wall Rm 1	Aluminum Ladders 30'; 3 each	Loose;290962 sq cm surface; 6	ur; 262 d/m b-g			18
19	1133	0' S Wall Rm 1	Hand Truck From Hot Lab	Loose;727.47 sq cm wheels only	46935 d/m beta-gamma;5 d/m	alpha; 280 ur		19
20	1133	0' S Wall Rm 1	Spencer Turbine Vacuum Cleaner	Loose;29129.89 sq cm surface;	25 ur; 6457 d/m beta-gamma			20
21	1133	0' Gantry Rm 2	Open Water Tank on Cart	Loose;135136.07 sq cm surface;	200 ur; 183 d/m beta-gamma;	<1 d/m alpha.		21
22	1133	0' Gantry Rm 2	Resin Tank on Cart	Loose;38297.64 sq cm surface;	15 ur; 104 d/m beta-gamma			22
23	1133	0' Gantry Rm 2	Rubber Tired Cart	Loose;66873.8 sq cm surface;	26 ur; 38 d/m beta-gamma			23
24	1133	0' Gantry Rm 2	Reciprocating Hack Saw and Stand	Loose;12332.4 sq cm surface;	60 ur;71 d/m beta-gamma			24
25	1133	0' Laundry Rm 3	American Cascade Washing Machine	Fixed; 38375 sq cm surface; 60	ur; 1773 d/m beta-gamma; 2 d/m	alpha		25
26	1133	0' Laundry Rm 3	Book Extractor	Fixed;58358.34 sq cm surface;	200 ur; 106 d/m beta-gamma;2	d/m alpha		26
27	1133	0' Laundry Rm 3	Thermatic Dryer	Fixed;87255.64 sq cm surface;	1000 ur;181 d/m beta-gamma;	Over 50000 c/m in filter area		27
28	1133	0' Cln Clt Rm 4	Small Table in Folding Room	Loose;22291.2 sq cm surface	top only;18 ur; 6 d/m b-g			28
29	1133	0' Cln Cth Rm 4	Large Table in Folding Room	Loose;29721.6 sq cm surface;	20 ur;19 d/m beta-gamma			29
30	1133	0' Lvl Lab Rm 6	Lab Hood	Fixed;66873.3 sq cm surface;	12 ur; 79 d/m beta-gamma;	1 d/m alpha		30
31	1133	0' Lvl Lab Rm 6	Double Sink Unit; Lab Type	Fixed;19969.2 sq cm surface;	Top of sink & depression - not	cabinet; 28 ur; 64 d/m b-g;	2 d/m alpha	31
32	1133	0' Lvl Lab Rm 6	Cleaning/Soaking Tank	Loose;58050 sq cm surface;	550 ur; 72 d/m b-g;<1 d/m alph			32
33	1133	0' Lvl Lab Rm 9	Janitor Sink, Pipe Chase	Fixed;19814.4 sq cm surface;	300 ur; 25 d/m b-g; 3 d/m	alpha; 3500 c/m		33
34	1133	+12' Lvl Mezza	Filter Unit for Laundry Room	Fixed;44582.4 sq cm surface;	60 ur; 374 d/m beta-gamma			34
42	1133	Rm 15,-15'NW Cr	Portable Shield Cask, Yellow	Loose; 3444.75 sq cm surface;	35 ur; 50 d/m beta-gamma;2 d/m	alpha		42
43	1133	Rm 15,-15'	Air Monitor Portable	Loose;58308 sq cm surface; 60	ur; 527 d/m beta-gamma;<1 d/m	alpha		43
44	1133	Rm 15,-15'NE Cr	Tape Machines; 2 each	Loose; 3870 sq cm surface; 60	ur; 139 d/m beta-gamma			44
45	1133	Rm 15,-15'	Lndry Drain Strain-Typ Fil 1/4" Wl	7448 sq cm (8 sq ft);exposed;	fixed; 2000 sys; 500 ur/hr			45
46	1133	Rm 17;-15';Prep	Budget Hoist; 1 Ton Chain	Loose;11489.26 sq cm surface;	180 ur; 633 d/m beta-gamma;	6000 c/m		46
47	1133	Rm 17;-15';Prep	American Lincoln Floor Polisher	Loose;7659.47 sq cm surface;	600 ur;265 d/m beta-gamma			47
48	1133	Rm 17;-15';Prep	Johnson Horizontal Cut Off Saw	Loose;33669 sq cm surface;	250 ur; 2105 d/m beta-gamma	<1 d/m alpha; 3000 c/m		48
49	1133	Rm 17;-15';Prep	Top of Tank Type Vac Cleaner Wt/Dy	Loose;6889.50 sq cm surface;	1200 ur; 1134 d/m beta-gamma;	2 d/m alpha;10000 c/m		49
50	1133	Rm 17;-15';Prep	Sandpiper Diaphram Type Sump Pump	Loose;8359.2 sq cm surface;	600 ur; 1897 d/m beta-gamma;	<1 d/m alpha;10000 c/m		50
51	1133	Rm 17;-15';Prep	Chute & Motor Assy from Outside	Fixed;33436.8 sq cm surface;80	ur;451 d/m beta-gamma;<1 d/m	alpha		51
52	1133	Rm 17;-15';Prep	Minuteman Vacuum Cleaner	Loose;19452.78 sq cm surface;	1600 ur;2346 d/m beta-gamma;	<1 d/m alpha;45000 c/m		52
66	1133	-15';Rm 18 Evap	Consolidted Bailing Machine Drum Cp	Fixed;126467.05 sq cm surface;	3500 ur;11680 d/m beta-gamma;	6 d/m alpha		66
67	1133	-15';Rm 18 Evap	12' Wood Step Ladder	Loose;65016 sq cm surface;	2000 ur;792 d/m beta-gamma;<1	d/m alpha		67
69	1133	-15';Rm 18 Evap	Heat Exchenger	Fixed; 51549.76 sq cm surface;	60 mr/hr			69
70	1133	-15';Rm 18 Evap	Condensate Tank	Fixed;12583.43 sq cm surface;	60 mr/hr			70
71	1133	-15';Rm 18 Evap	Demineralizer	Fixed;13221.79 sq cm surface;	60 mr/hr			71
72	1133	-15';Rm 18 Evap	Pumps & Motors 5 gpm,8 gpm, 10 gpm	Fixed;24148.8 sq cm surface;	60 mr/hr			72
73	1133	-15';Rm 18 Evap	Wiped Film Evap Tank	Fixed;145409.28 sq cm surface;	60 mr/hr			73
74	1133	-15';Rm 18 Evap	Receiver Tank	Fixed;16210.62 sq cm surface;	60 mr/hr			74
75	1133	-15';Rm 18 Evap	Residue Tank	Fixed;30293.59 sq cm surface;	60 mr/hr			75
76	1133	-15';Rm 18 Evap	Separator Tank	Fixed;53495.06 sq cm surface;	60 mr/hr			76
77	1133	-15';Rm 18 Evap	Support Stl Struct for Evap Equip	Fixed;371785.8 sq cm surface;	est. 500 ur in area			77

WHB RAD WASTE & EQUIP DISP BLDG 1133
04-10-86
10:37:29

ITEM	BLDG	LOC IN BUILDING	ITEM DESCRIPTION	FIXED OR LOOSE	CLEAN SCRAP	CLEAN SALVAGE	CONT SALV LICENSEE	CONT DECON	CONT RAD WASTE	REC#
4	1133	0'SE Crnr Rm 1	Cleaning Tank Double Walled	LOOSE			X			4
5	1133	0'SE Crnr Rm 1	3 Aluminum Hoods	LOOSE				X		5
6	1133	0'SW Wall Rm 1	Alphatron Source Bottle #2	LOOSE				X		6
7	1133	0'SW Wall Rm 1	Alphatron Source Bottle #1	LOOSE				X		7
8	1133	0'SW Wall Rm 1	Alphatron Source Bottle #3	LOOSE				X		8
9	1133	0'SW Wall Rm 1	Alphatron Source Bottle #4	LOOSE				X		9
10	1133	0'SW Wall Rm 1	Staplex Blower	LOOSE				X		10
11	1133	0' S Wall Rm 1	Orange Hand Truck	LOOSE				X		11
12	1133	0' S Wall Rm 1	Portable Cleaning Hood	LOOSE			X			12
13	1133	0' S Wall Rm 1	Clarke Floor Scrubber	LOOSE				X		13
14	1133	0' S Wall Rm 1	Rail Cart	LOOSE				X		14
15	1133	0'Lvl Evap Rm 1	Sump Pump Not Complete; Used Equip	LOOSE				X		15
16	1133	0'Over Htch Rm1	Blue Ladder	LOOSE				X		16
18	1133	0' S Wall Rm 1	Aluminum Ladders 30'; 3 each	LOOSE				X		18
19	1133	0' S Wall Rm 1	Hand Truck From Hot Lab	LOOSE				X		19
20	1133	0' S Wall Rm 1	Spencer Turbine Vacuum Cleaner	LOOSE				X		20
21	1133	0' Gantry Rm 2	Open Water Tank on Cart	LOOSE				X		21
22	1133	0' Gantry Rm 2	Resin Tank on Cart	LOOSE			X			22
23	1133	0' Gantry Rm 2	Rubber Tired Cart	LOOSE			X			23
24	1133	0' Gantry Rm 2	Reciprocating Hack Saw and Stand	LOOSE				X		24
25	1133	0' Laundry Rm 3	American Cascade Washing Machine	FIXED				X		25
26	1133	0' Laundry Rm 3	Bock Extractor	FIXED				X		26
27	1133	0' Laundry Rm 3	Thermatic Dryer	FIXED				X		27
28	1133	0' Cln Clt Rm 4	Small Table in Folding Room	LOOSE			X			28
29	1133	0' Cln Cth Rm 4	Large Table in Folding Room	FIXED			X			29
30	1133	0' Lvl Lab Rm 6	Lab Hood	FIXED			X			30
31	1133	0' Lvl Lab Rm 6	Double Sink Unit; Lab Type	FIXED			X			31
32	1133	0' Lvl Lab Rm 6	Cleaning/Soaking Tank	LOOSE				X		32
33	1133	0' Lvl Lab Rm 9	Janitor Sink, Pipe Chase	FIXED				X		33
34	1133	+12' Lvl Mezza	Filter Unit for Laundry Room	FIXED				X		34
42	1133	Rm 15,-15'NW Cr	Portable Shield Cask, Yellow	LOOSE				X		42
43	1133	Rm 15,-15'	Air Monitor Portable	LOOSE				X		43
44	1133	Rm 15,-15'NE Cr	Tape Machines; 2 each	LOOSE				X		44
45	1133	Rm 15,-15'	Lndry Drain Strain-Typ Fil 1/4" Wl	FIXED						45
46	1133	Rm 17;-15';Prep	Budget Hoist; 1 Ton Chain	LOOSE				X		46
47	1133	Rm 17;-15';Prep	American Lincoln Floor Polisher	LOOSE				X		47
48	1133	Rm 17;-15';Prep	Johnson Horizontal Cut Off Saw	LOOSE				X		48
49	1133	Rm 17;-15';Prep	Top of Tank Type Vac Cleaner Wt/Dy	LOOSE				X		49
50	1133	Rm 17;-15';Prep	Sandpiper Diaphram Type Sump Pump	LOOSE				X		50
51	1133	Rm 17;-15';Prep	Chute & Motor Assy from Outside	FIXED				X		51
52	1133	Rm 17;-15';Prep	Minuteman Vacuum Cleaner	LOOSE				X		52
66	1133	-15';Rm 18 Evap	Consolidated Bailing Machine Drum Cp	FIXED				X		66
67	1133	-15';Rm 18 Evap	12' Wood Step Ladder	LOOSE				X		67
69	1133	-15';Rm 18 Evap	Heat Exchanger	FIXED				X		69
70	1133	-15';Rm 18 Evap	Condensate Tank	FIXED				X		70
71	1133	-15';Rm 18 Evap	Demineralizer	FIXED				X		71
72	1133	-15';Rm 18 Evap	Pumps & Motors 5 gpm,8 gpm, 10 gpm	FIXED				X		72
73	1133	-15';Rm 18 Evap	Wiped Film Evap Tank	FIXED				X		73
74	1133	-15';Rm 18 Evap	Receiver Tank	FIXED				X		74
75	1133	-15';Rm 18 Evap	Residue Tank	FIXED				X		75
76	1133	-15';Rm 18 Evap	Separator Tank	FIXED				X		76
77	1133	-15';Rm 18 Evap	Support Stl Struct for Evap Equip	FIXED				X		77

WHB RAD WASTE & EQUIP DISP BLDG 1133
04-10-86
10:37:29

ITEM	BLDG	LOC IN BUILDING	ITEM DESCRIPTION	FIXED OR LOOSE	CLEAN SCRAP	CLEAN SALVAGE	CONT SALV	LICENSEE CONT	DECON CONT	RAD WASTE	REC#
82	1133	Room 4	Chair, Sign Holder, 2 Lead Bricks	LOOSE	X						82
83	1133	Room 6	3 Chairs	LOOSE	X						83
84	1133	Room 6	2 Desks with SS Metal Tops	LOOSE		X					84
85	1133	Room 6	Wire Clothes Cart, 2 Tier	LOOSE	X						85
86	1133	Room 6	Wood Top Bench With Metal Cab Base	LOOSE		X					86
87	1133	Room 6	Laundry Carts, 8 ea.	LOOSE	X						87
88	1133	Room 6	Hot Sealer for Plastic Bags	LOOSE	X						88
89	1133	Room 7	Rad Counting Equipment	LOOSE	X						89
90	1133	Room 7	Storage Rack Metal	LOOSE		X					90
91	1133	Room 7	3" Black Iron Pipe Caps, 24 ea.	LOOSE		X					91
92	1133	Room 7	Chair	LOOSE		X					92
93	1133	Room 7	Lead Brick, Triangle Shape	LOOSE		X					93
94	1133	Room 9	Vacuum Pump	LOOSE	X						94
95	1133	Room 9	Blower & Junk	LOOSE	X						95
96	1133	Room 10	Metal Storage Racks, 2 ea.	LOOSE	X						96
97	1133	Room 12	Metal Lockers, 9 ea.	LOOSE	X						97
98	1133	Room 12	Chair	LOOSE	X						98
99	1133	Room 1	Submersible Sump Pump	LOOSE					X		99
100	1133	Mezzanine	Approx. 5 Miscellaneous Tarps	LOOSE	X						100
101	1133	Mezzanine	MSA Equipment Box, Fiberboard	LOOSE	X						101
102	1133	Mezzanine	10 Clothing Drums and Hampers	LOOSE	X						102
103	1133	Mezzanine	Laundry Carts, 3 ea.	LOOSE	X						103
104	1133	Mezzanine	Several Boxes of Junk	LOOSE	X						104
105	1133	Room 1	MCC Gantry and Crane Controls	FIXED		X					105
106	1133	Room 1	Toledo Scale Platform Type	LOOSE		X					106
107	1133	Room 1	Clothes Rack Rusted	LOOSE	X						107
108	1133	Room 1	Yellow Storage Cabinet	LOOSE		X					108
109	1133	Room 1	Sewing Machine and Table	LOOSE		X					109
110	1133	Room 1	Waste Basket and Rubbish Container	LOOSE	X						110
111	1133	Room 1	Metal Stool, Wood Top	LOOSE	X						111
112	1133	Room 1	Control Panel, Evaporator Equipment	FIXED	X						112
113	1133	Room 2	Gantry Complete with Drive Unit	LOOSE	X						113
114	1133	Room 3	24 Clothes Hampers	LOOSE	X						114
115	1133	Room 3	Soap Stand	LOOSE	X						115
116	1133	Room 3	Spare Dryer Drum	LOOSE	X						116
117	1133	Room 3	Curtain with Track	FIXED	X						117
118	1133	Room 15	Drum with Lead Shot	LOOSE	X						118
120	1133	Room 15	8' Wood Ladder	LOOSE	X						120
121	1133	Room 15	Metal Table	LOOSE	X						121
122	1133	Room 15	3 Lengths of Hose	LOOSE	X						122
123	1133	Room 15	Aluminum Bins for Coveralls	LOOSE	X						123
124	1133	Room 15	Laundry Cart with Drum Lids	LOOSE	X						124
125	1133	Room 15	Hand Truck	LOOSE	X						125
126	1133	Room 15	Wood Bench	LOOSE	X						126
127	1133	Room 15	6' Wood Ladder	LOOSE	X						127
128	1133	Room 15	6 Lead Bricks	LOOSE		X					128
129	1133	Room 15	Metal Frame with Pallet on Top	LOOSE	X						129
130	1133	Room 15	Aluminum Pipe with Bracket	LOOSE	X						130
131	1133	Room 15	Sheet Lead 12"x24"x1/4"	LOOSE		X					131

PPH RAD WASTE & EQUIP DISP BLDG 1134
04-10-86
12:41:38

ITEM	BLDG	LOC IN BUILDING	ITEM DESCRIPTION	FIXED OR LOOSE	CLEAN SCRAP	CLEAN SALVAGE	CONT SALV	LICENSEE CONT	DECON CONT	RAD WASTE	REC#
110	1134	Mezzanine, Rm 7	Aluminum Hand Truck, 2 Wheeled	LOOSE	X						110
111	1134	Mezzanine, Rm 7	8' Wood Ladder	LOOSE	X						111
112	1134	Mezzanine, Rm 7	Budget Hoist	LOOSE		X					112
113	1134	Mezzanine, Rm 7	36" Pipe Wrench on Floor	LOOSE		X					113
114	1134	Mezzanine, Rm 7	Drive Motor Temp Indicator, 2 units	FIXED	X						114
115	1134	Mezzanine, Rm 7	6' Wooden Ladder	LOOSE	X						115
116	1134	Room 8	Cabinet Hydrogen Detector	LOOSE	X						116
117	1134	Room 8	Switch Gear - Fuel Element Test Rig	FIXED		X					117
118	1134	Room 8	12' Aluminum Ladder	LOOSE	X						118
119	1134	Room 8	Bottle Manifold and Racks	FIXED	X						119
120	1134	Room 8	Trash Basket and Waste Basket	LOOSE	X						120
121	1134	Room 8	Air Dryer	FIXED		X					121
122	1134	Room 8	Lab Sink and Cabinet	FIXED	X						122
123	1134	Room 8	Glove Box Unit	FIXED	X						123
124	1134	Room 8	Yellow Cabinet, Lab Coats	LOOSE		X					124
125	1134	Room 8	Flex Hoses SS, 2 ea	LOOSE	X						125
126	1134	Roof Area	Jib Booms	FIXED		X					126

PD235 Number of Records Read: 126
PD236 Number of Records Selected: 17

COMPRESSOR EQUIP DISP BLDG 1136
04-10-86
12:57:46

ITEM	BLDG	LOC IN BUILDING	ITEM DESCRIPTION	FIXED OR LOOSE	CLEAN SCRAP	CLEAN SALVAGE	CONT SALV LICENSEE	CONT DECON	CONT RAD WASTE	NOTES	REC#
1	1136	MAIN FLOOR	Compressor with Panels & Ancil Eqpt	Fixed		X				FIXED	1
2	1136	MAIN FLOOR	30' Aluminum Ladder	Loose		X				LOOSE	2
3	1136	MAIN FLOOR	Air Compressor	Fixed		X				FIXED	3
4	1136	MAIN FLOOR	Aluminum Frame	Loose	X					LOOSE	4
5	1136	MAIN FLOOR	Portable Oil Filter Unit	Loose		X				LOOSE	5
6	1136	MAIN FLOOR	Large Crate with Equipment Inside	Loose		X				LOOSE	6
7	1136	MAIN FLOOR	Small Crate with Equipment Inside	Loose		X				LOOSE	7
8	1136	MAIN FLOOR	Small Compressor Units, 2 ea	Loose	X					LOOSE	8
9	1136	MAIN FLOOR	SS Flex Hoses	Loose		X				LOOSE	9
10	1136	MAIN FLOOR	Cryogenic Piping & Large Pipe Tank	Loose		X				LOOSE	10
11	1136	MAIN FLOOR	Chemical Mixing Tank with Pump	Loose	X					LOOSE	11
12	1136	MAIN FLOOR	Monitor Panel with Blower Unit	Loose		X				LOOSE	12
13	1136	MAIN FLOOR	Roof Type Blower Unit and Housing	Loose		X				LOOSE	13
14	1136	MAIN FLOOR	Acoustic Type Phone Booth	Loose	X					LOOSE	14
15	1136	MAIN FLOOR	Helium Monitor Panel	Fixed		X				FIXED	15
16	1136	MAIN FLOOR	Drums Containing Parts, 2 ea	Loose	X					LOOSE	16
17	1136	MAIN FLOOR	12' Wooden Ladder	Loose	X					LOOSE	17
18	1136	MAIN FLOOR	Metal Stool, Wood Top	Loose	X					LOOSE	18

PD235 Number of Records Read: 18
PD236 Number of Records Selected: 18

HOLB RAD WASTE & EQUIP DISP BLDG 1141
04-03-86
11:56:50

ITEM	BLDG	LOC IN BUILDING	ITEM DESCRIPTION	SIZE	WT LBS	VOL CU FT	MATL OF CONST	RAD TOT UCI	RAD UCI GM	PRINCIPLE ISOTOPES	REC#
6	1141	Rm. 214	Filter Unit	L-8;W-8;H-9	75	1	Aluminum Wood	8.2E-3	2.4E-7	60 Co;55 Fe	6
7	1141	Rm. 207	Gas Cylinders	L-8";D-1-1/2"	4	.2	Stainless St	18.4E-3	2E-5	60 Co;55 Fe	7
8	1141	Rm. 207	Bench Top	L-72;W-18;H-1-1/2	40	1.1	Wood	4.3E-2	2.4E-6	60 Co;55 Fe	8
19	1141	Rm. 209 East Wl	Lab Hood 4-E	L-48;W-37;H-50	493	51	Carb Stl SS	1.4E-1	6.2E-7	60 Co;55 Fe	19
20	1141	Rm. 209 East Wl	Filter Housing R-3	L-26;W-26;H-22	157	8.6	Carbon Steel	1.3E-2	1.8E-7	60 Co;55 Fe	20
21	1141	Rm. 209 East Wl	Base Unit 4-E	L-35;W-22;H-35	263	15.5	Carbon Steel	3.7	3.1E-5	60 Co;55 Fe	21
22	1141	Rm. 209 East Wl	Lab Hood 5-E	L-48;W-37;H-50	493	51	Carb Stl SS	7E-2	3.1E-7	60 Co;55 Fe	22
23	1141	Rm. 209 East Wl	Filter Housing 5-E	L-26;W-26;H-22	157	8.6	Carbon Steel	1.3E-2	1.8E-7	60 Co;55 Fe	23
24	1141	Rm. 209 East Wl	Base Unit 5-E	L-30;W-22;H-35	202	13.3	Carbon Steel	2.8E-2	3.1E-7	60 Co;55 Fe	24
25	1141	Rm. 213	Lab Hood	L-48;W-37;H-50	493	51	Carb Stl SS	3.5E-2	1.5E-7	60 Co;55 Fe	25
26	1141	Rm. 213	Filter Housing	L-26;W-26;H-22	157	8.6	Carbon Steel	1.1E-2	1.5E-7	60 Co;55 Fe	26
27	1141	Rm. 209 East Wl	Lab Hood 3-E	L-60;W-37;H-50	578	64	Carb Stl SS	2.9	1.1E-5	60 Co;55 Fe	27
28	1141	Rm. 209 East Wl	Filter Housing 3-E	L-26;W-26;H-22	157	8.6	Carbon Steel	7.8E-2	1E-6	60 Co;55 Fe	28
29	1141	Rm. 209 East Wl	Base Unit 3-E	L-30;W-22;H-35	202	13.3	Carbon Steel	2.1E-2	2.3E-7	60 Co;55 Fe	29
30	1141	Rm. 209 East Wl	Lab Hood 2-E	L-48;W-37;H-50	493	51	Carb Stl SS	1E-1	4.6E-7	60 Co;55 Fe	30
31	1141	Rm. 209 East Wl	Filter Housing 2-E	L-26;W-26;H-22	157	8.6	Carbon Steel	1.1E-1	1.5E-6	60 Co;55 Fe	31
32	1141	Rm. 209 East Wl	Base Unit 2-E	L-35;W-22;H-35	263	15.5	Carbon Steel	1.8E-1	1.5E-6	60 Co;55 Fe	32
33	1141	Rm. 209 East Wl	Lab Hood 1-E	L-48;W-37;H-50	493	51	Carb Stl SS	7E-2	3.1E-7	60 Co;55 Fe	33
34	1141	Rm. 209 East Wl	Filter Housing 1-E	L-26;W-26;H-22	157	8.6	Carbon Steel	2.2E-2	3.1E-7	60 Co;55 Fe	34
35	1141	Rm. 209 West Wl	Lab Hood 7-W	L-48;W-37;H-50	493	51	Carb Stl SS	2.1	9.3E-5	60 Co;55 Fe	35
36	1141	Rm. 209 West Wl	Filter Housing 7-W	L-26;W-26;H-22	157	8.6	Carbon Steel	3.3E-2	4.7E-7	60 Co;55 Fe	36
37	1141	Rm. 209 West Wl	Lab Hood 6-W	L-48;W-37;H-50	493	51	Carb Stl SS	1E-1	4.7E-7	60 Co;55 Fe	37
38	1141	Rm. 209 West Wl	Filter Unit 6-W	L-26;W-26;H-22	157	8.6	Carbon Steel	2.2E-2	3.1E-7	60 Co;55 Fe	38
39	1141	Rm. 209 West Wl	Base Unit 6-W	L-35;W-22;H-35	263	15.5	Carbon Steel	1.8	1.5E-6	60 Co;55 Fe	39
40	1141	Rm. 210 East Wl	Lab Hood 1-E	L-48;W-37;H-50	493	51	Carb Stl SS	7E-2	3.1E-7	60 Co;55 Fe	40
41	1141	Rm. 210 East Wl	Filter Unit 1-E	L-26;W-26;H-22	157	8.6	Carbon Steel	1.1E-1	1.5E-6	60 Co;55 Fe	41
42	1141	Rm. 210 East Wl	Lab Hood 2-E	L-48;W-37;H-50	493	51	Carb Stl SS	7E-2	3.1E-7	60 Co;55 Fe	42
43	1141	Rm. 210 East Wl	Filter Housing 2-E	L-26;W-26;H-22	157	8.6	Carbon Steel	1.3E-2	1.8E-7	60 Co;55 Fe	43
44	1141	Rm. 210 West Wl	Lab Hood 5-W	L-60;W-37;H-50	578	64	Carb Stl SS	1.2E-1	4.7E-7	60 Co;55 Fe	44
45	1141	Rm. 210 West Wl	Filter Housing 5-W	L-26;W-26;H-22	157	8.6	Carbon Steel	2.2E-2	3.1E-7	60 Co;55 Fe	45
46	1141	Rm. 210 West Wl	Lab Hood 6-W	L-60;W-37;H-50	5978	64	Carb St SS Ld	2.4E-1	9E-8	60 Co;55 Fe	46
47	1141	Rm. 210 West Wl	Filter Housing 6-W	L-26;W-26;H-22	157	8.6	Carbon Steel	6.2E-2	8.7E-7	60 Co;55 Fe	47
48	1141	Rm. 210 West Wl	Lab Hood 3-W	L-72;W-37;H-50	664	77	Carb Stl SS	2.3E-2	7.7E-8	60 Co;55 Fe	48
49	1141	Rm. 210 West Wl	Filter Housing 3-W	L-26;W-26;H-22	157	8.6	Carbon Steel	6.7E-2	9.4E-7	60 Co;55 Fe	49
50	1141	Rm. 210 West Wl	Lab Hood 4-W	L-72;W-37;H-50	664	77	Carb Stl SS	7.4E-2	2.4E-7	60 Co;55 Fe	50
51	1141	Rm. 210 West Wl	Filter Housing 4-W	L-26;W-26;H-22	157	8.6	Carbon Steel	2.2E-1	3.1E-6	60 Co;55 Fe	51
54	1141	Vault	Shelving								54
55	1141	Vault	Equipment on Shelves								55
56	1141	Vault	Lifting Equipment								56
57	1141	Room 3 Shop	10 Vials Samples								57
58	1141	Room 3 Shop	Small Metal Cabinet								58
59	1141	Room 3 Shop	Metal Frame								59
60	1141	Room 3 Shop	9-Gallon Cans with Shot								60
61	1141	Room 3 Shop	Metal Storage Cabinet								61
62	1141	Room 3 Shop	Wall Mounted Board and Catchall								62
63	1141	Room 3 Shop	3 Fuel Storage Rack Inserts								63
64	1141	Room 3 Shop	Storage Bin with Fittings, Portable								64
65	1141	Room 3 Shop	Pipe and Tubing Rack								65
66	1141	Room 3 Shop	Cleaning Tank								66
67	1141	Room 3 Shop	Stand with Inserts, Wood top								67
68	1141	Room 3 Shop	Lead Sheet, 18x18x1/2								68
69	1141	Room 3 Shop	Weld Booth Frame and Curtains								69

ROLB RAD WASTE & EQUIP DISP BLDG 1141
04-10-86
10:04:50

ITEM	BLDG	LOC IN BUILDING	ITEM DESCRIPTION	NOTES	NOTES CONTINUED	ADDITIONAL NOTES	FINAL NOTES	REC#
6	1141	Rm. 214	Filter Unit	Loose; 34 ur; 2683 sq cm surf.	10000 d/m			6
7	1141	Rm. 207	Gas Cylinders	Loose; 300 ur; 346.28 sq cm	surface; 2 ea cylinders	3000 d/m		7
8	1141	Rm. 207	Bench Top	Loose; 580 d/m alpha; 32 d/m	beta transferable;16718.4 sq	cm		8
19	1141	Rm. 209 East Wl	Lab Hood 4-E	Fixed; 77735 sq cm; 20 ur/hr				19
20	1141	Rm. 209 East Wl	Filter Housing R-3	Fixed; 24819 sq cm; 6 ur/hr				20
21	1141	Rm. 209 East Wl	Base Unit 4-E	Fixed; 41538 sq cm; 20000 d/m				21
22	1141	Rm. 209 East Wl	Lab Hood 5-E	Fixed; 77735 sq cm; 10 ur/hr				22
23	1141	Rm. 209 East Wl	Filter Housing 5-E	Fixed; 24819 sq cm ; 6 ur/hr				23
24	1141	Rm. 209 East Wl	Base Unit 5-E	Fixed; 31992 sq cm; 10 ur/hr				24
25	1141	Rm. 213	Lab Hood	Fixed; 77735 sq cm; 5 ur/hr				25
26	1141	Rm. 213	Filter Housing	Fixed; 24819 sq cm; 5 ur/hr				26
27	1141	Rm. 209 East Wl	Lab Hood 3-E	Fixed; 91203 sq cm; 360 ur/hr				27
28	1141	Rm. 209 East Wl	Filter Housing 3-E	Fixed; 24819 sq cm; 35 ur/hr				28
29	1141	Rm. 209 East Wl	Base Unit 3-E	Fixed; 31992 sq cm; 152 d/m				29
30	1141	Rm. 209 East Wl	Lab Hood 2-E	Fixed; 77735 sq cm; 15 ur/hr				30
31	1141	Rm. 209 East Wl	Filter Housing 2-E	Fixed; 24819 sq cm; 100 c/m				31
32	1141	Rm. 209 East Wl	Base Unit 2-E	Fixed; 41538 sq cm; 100 c/m				32
33	1141	Rm. 209 East Wl	Lab Hood 1-E	Fixed; 77735 sq cm; 10 ur/hr				33
34	1141	Rm. 209 East Wl	Filter Housing 1-E	Fixed; 24819 sq cm; 10 ur/hr				34
35	1141	Rm. 209 West Wl	Lab Hood 7-W	Fixed; 77735 sq cm; 300 ur				35
36	1141	Rm. 209 West Wl	Filter Housing 7-W	Fixed; 24819 sq cm; 15 ur/hr				36
37	1141	Rm. 209 West Wl	Lab Hood 6-W	Fixed; 77735 sq cm; 15 ur/hr				37
38	1141	Rm. 209 West Wl	Filter Unit 6-W	Fixed; 24819 sq cm; 10 ur				38
39	1141	Rm. 209 West Wl	Base Unit 6-W	Fixed; 41538 sq cm; 10000 d/m				39
40	1141	Rm. 210 East Wl	Lab Hood 1-E	Fixed; 77735 sq cm; 10 ur/hr				40
41	1141	Rm. 210 East Wl	Filter Unit 1-E	Fixed; 24819 sq cm; 100 c/m				41
42	1141	Rm. 210 East Wl	Lab Hood 2-E	Fixed; 77735 sq cm; 10 ur/hr				42
43	1141	Rm. 210 East Wl	Filter Housing 2-E	Fixed; 24819 sq cm; 6 ur/hr				43
44	1141	Rm. 210 West Wl	Lab Hood 5-W	Fixed; 91203 sq cm; 15 ur/hr				44
45	1141	Rm. 210 West Wl	Filter Housing 5-W	Fixed; 24819 sq cm; 10 ur/hr				45
46	1141	Rm. 210 West Wl	Lab Hood 6-W	Fixed; Lab Hd. Wt. 578#;Lead	Shield 5400#; 91203 sq cm; 30	ur/hr		46
47	1141	Rm. 210 West Wl	Filter Housing 6-W	Fixed; 24819 sq cm; 28 ur/hr				47
48	1141	Rm. 210 West Wl	Lab Hood 3-W	Fixed; 104670 sq cm; 25 ur/hr				48
49	1141	Rm. 210 West Wl	Filter Housing 3-W	Fixed; 24819 sq cm; 30 ur/hr				49
50	1141	Rm. 210 West Wl	Lab Hood 4-W	Fixed; 104670 sq cm; 80 ur/hr				50
51	1141	Rm. 210 West Wl	Filter Housing 4-W	Fixed; 24819 sq cm; 100 ur/hr				51
								54
54	1141	Vault	Shelving	Fixed				55
55	1141	Vault	Equipment on Shelves	Loose				56
56	1141	Vault	Lifting Equipment	Loose				57
57	1141	Room 3 Shop	10 Work Benches	Loose				58
58	1141	Room 3 Shop	Small Metal Cabinet	Loose				59
59	1141	Room 3 Shop	Metal Frame	Loose				60
60	1141	Room 3 Shop	9-Gallon Cans with Shot	Loose				61
61	1141	Room 3 Shop	Metal Storage Cabinet	Loose				62
62	1141	Room 3 Shop	Wall Mounted Board and Conduit	Fixed				63
63	1141	Room 3 Shop	3 Fuel Storage Rack Inserts	Loose				64
64	1141	Room 3 Shop	Storage Bin with Fittings, Portable	Loose				65
65	1141	Room 3 Shop	Pipe and Tubing Rack	Loose				66
66	1141	Room 3 Shop	Cleaning Tank	Loose				67
67	1141	Room 3 Shop	Stand with Drawers, Wood top	Loose				68
68	1141	R[illegible] 3 Shop	Lead Sheet, 18x18x1/2	Loose				[illegible]
69	1141	[illegible] Shop	Weld Booth Frame and Curtains	Fixed				

ROLB RAD WASTE & EQUIP DISP BLDG 1141
04-10-86
09:48:08

ITEM	BLDG	LOC IN BUILDING	ITEM DESCRIPTION	FIXED OR LOOSE	CLEAN SCRAP	CLEAN SALVAGE	CONT SALV LICENSEE	CONT DECON	CONT RAD WASTE	REC#
6	1141	Rm. 214	Filter Unit	FIXED					X	6
7	1141	Rm. 207	Gas Cylinders	LOOSE					X	7
8	1141	Rm. 207	Bench Top	LOOSE					X	8
19	1141	Rm. 209 East W1	Lab Hood 4-E	FIXED					X	19
20	1141	Rm. 209 East W1	Filter Housing R-3	FIXED					X	20
21	1141	Rm. 209 East W1	Base Unit 4-E	FIXED					X	21
22	1141	Rm. 209 East W1	Lab Hood 5-E	FIXED					X	22
23	1141	Rm. 209 East W1	Filter Housing 5-E	FIXED					X	23
24	1141	Rm. 209 East W1	Base Unit 5-E	FIXED					X	24
25	1141	Rm. 213	Lab Hood	FIXED					X	25
26	1141	Rm. 213	Filter Housing	FIXED					X	26
27	1141	Rm. 209 East W1	Lab Hood 3-E	FIXED					X	27
28	1141	Rm. 209 East W1	Filter Housing 3-E	FIXED					X	28
29	1141	Rm. 209 East W1	Base Unit 3-E	FIXED					X	29
30	1141	Rm. 209 East W1	Lab Hood 2-E	FIXED					X	30
31	1141	Rm. 209 East W1	Filter Housing 2-E	FIXED					X	31
32	1141	Rm. 209 East W1	Base Unit 2-E	FIXED					X	32
33	1141	Rm. 209 East W1	Lab Hood 1-E	FIXED					X	33
34	1141	Rm. 209 East W1	Filter Housing 1-E	FIXED					X	34
35	1141	Rm. 209 West W1	Lab Hood 7-W	FIXED					X	35
36	1141	Rm. 209 West W1	Filter Housing 7-W	FIXED					X	36
37	1141	Rm. 209 West W1	Lab Hood 6-W	FIXED					X	37
38	1141	Rm. 209 West W1	Filter Unit 6-W	FIXED					X	38
39	1141	Rm. 209 West W1	Base Unit 6-W	FIXED					X	39
40	1141	Rm. 210 East W1	Lab Hood 1-E	FIXED					X	40
41	1141	Rm. 210 East W1	Filter Unit 1-E	FIXED					X	41
42	1141	Rm. 210 East W1	Lab Hood 2-E	FIXED					X	42
43	1141	Rm. 210 East W1	Filter Housing 2-E	FIXED					X	43
44	1141	Rm. 210 West W1	Lab Hood 5-W	FIXED					X	44
45	1141	Rm. 210 West W1	Filter Housing 5-W	FIXED					X	45
46	1141	Rm. 210 West W1	Lab Hood 6-W	FIXED					X	46
47	1141	Rm. 210 West W1	Filter Housing 6-W	FIXED					X	47
48	1141	Rm. 210 West W1	Lab Hood 3-W	FIXED					X	48
49	1141	Rm. 210 West W1	Filter Housing 3-W	FIXED					X	49
50	1141	Rm. 210 West W1	Lab Hood 4-W	FIXED					X	50
51	1141	Rm. 210 West W1	Filter Housing 4-W	FIXED					X	51
54	1141	Vault	Shelving	FIXED		X			X	54
55	1141	Vault	Equipment on Shelves	LOOSE	X					55
56	1141	Vault	Lifting Equipment	LOOSE		X				56
57	1141	Room 3 Shop	10 Work Benches	LOOSE	X					57
58	1141	Room 3 Shop	Small Metal Cabinet	LOOSE	X					58
59	1141	Room 3 Shop	Metal Frame	LOOSE	X					59
60	1141	Room 3 Shop	9-Gallon Cans with Shot	LOOSE	X					60
61	1141	Room 3 Shop	Metal Storage Cabinet	LOOSE		X				61
62	1141	Room 3 Shop	Wall Mounted Board and Conduit	FIXED	X					62
63	1141	Room 3 Shop	3 Fuel Storage Rack Inserts	LOOSE	X					63
64	1141	Room 3 Shop	Storage Bin with Fittings, Portable	LOOSE				X		64
65	1141	Room 3 Shop	Pipe and Tubing Rack	LOOSE	X					65
66	1141	Room 3 Shop	Cleaning Tank	LOOSE	X					66
67	1141	Room 3 Shop	Stand with Drawers, Wood top	LOOSE		X				67
68	1141	Room 3 Shop	Lead Sheet, 18x18x1/2	LOOSE		X				68
69	1141	Room 3 Shop	Weld Booth Frame and Curtains	FIXED	X					69

ROLB RAD WASTE & EQUIP DISP BLDG 1141
04-10-86
09:48:08

ITEM	BLDG	LOC IN BUILDING	ITEM DESCRIPTION	FIXED OR LOOSE	CLEAN SCRAP	CLEAN SALVAGE	CONT SALV LICENSEE	CONT DECON	CONT RAD WASTE	REC#
70	1141	Room 3 Shop	2 Weld Equip Cabinets and Rack	LOOSE	X					70
71	1141	Room 3 Shop	Large Electrode Oven	LOOSE		X				71
72	1141	Room 3 Shop	Electrode Dryer, Portable	LOOSE		X				72
73	1141	Room 3 Shop	Welding Exhaust System	FIXED	X					73
74	1141	Room 3 Shop	Wire Basket with Junk	LOOSE	X					74
75	1141	Room 4	Metal Rack and Wire Reels	LOOSE		X				75
76	1141	Room 4	Storage Rack with PAX Phones	LOOSE	X					76
77	1141	Room 4	Instruments on Top of Cabinet	LOOSE		X				77
78	1141	Room 4	Storage Cabinets with Phone Equip	LOOSE		X				78
79	1141	Room 4	Table, 3 Chairs, Stool	LOOSE	X					79
80	1141	Room 4	Metal Rack with Wooden Top	LOOSE	X					80
81	1141	Room 4	Fluorescent Light Parts	LOOSE	X					81
82	1141	Room 4	3-Tier Metal Cart	LOOSE		X				82
83	1141	Room 4	Desk, Metal with Log Books	LOOSE	X					83
84	1141	Room 4	Wood Bin above Desk	LOOSE	X					84
85	1141	Room 4	Chair	LOOSE	X					85
86	1141	Room 5	Work Bench with Wooden Top	LOOSE		X				86
87	1141	Room 5	Pipe Vise	FIXED	X					87
88	1141	Room 5	Work Bench with Cabinet	LOOSE	X					88
89	1141	Room 5	Drill Bit Cabinet	LOOSE		X				89
90	1141	Room 5	3 Large Metal Cabinets	LOOSE	X					90
91	1141	Room 5	2 Metal Stools, Wood Top	LOOSE	X					91
92	1141	Room 5	2 Door Metal Cabinet	LOOSE	X					92
93	1141	Room 5	12 Metal Storage Units with Equip	LOOSE		X				93
94	1141	Room 5	Miscellaneous Tools	LOOSE		X				94
95	1141	Room 5	Machinist Equipment in Cabinet	LOOSE	X					95
96	1141	Room 5	Vacuum Cleaner, Shop Type	LOOSE		X				96
97	1141	Room 7	White Storage Cabinet	LOOSE	X					97
98	1141	Room 7	1 Chair, 2 Stools	LOOSE	X					98
99	1141	Room 7	Paper Rack	LOOSE	X					99
100	1141	Room 7	Foreman's Bench	LOOSE	X					100
101	1141	Room 7	8 Lead Bricks	LOOSE		X				101
102	1141	Room 8	2 Metal Stools, Wood Top	LOOSE	X					102
103	1141	Room 8	Metal Work Bench, Wood Top	FIXED		X				103
104	1141	Room 8	Shielded Cask	LOOSE				X		104
105	1141	Room 8	Metal Storage Rack	LOOSE	X					105
106	1141	Room 8	4 Wall Mounted Shelves	FIXED	X					106
107	1141	Room 8	Part of Metal Table	FIXED	X					107
108	1141	Room 8	Equipment by Calibration Unit	FIXED	X					108
109	1141	Room 8	Equipment above Wall Rack	FIXED	X					109
110	1141	Room 9/10	Tubing Along Wall	FIXED	X					110
111	1141	Room 9/10	Metal Bench Unit, Wood Top & Chair	FIXED	X					111
112	1141	Room 9/10	Desk	LOOSE	X					112
113	1141	Room 9/10	Lead Safe and Lead Bricks	LOOSE				X		113
114	1141	Room 11	6 Metal Shelf Units	LOOSE	X					114
115	1141	Room 11	Waste Basket and Chair	LOOSE		X				115
116	1141	S&R	1 Chair, 1 Wood Cart	LOOSE	X					116
117	1141	Room 100	Blackboard and Waste Basket	LOOSE		X				117
118	1141	Room 101	Lead Brick	LOOSE		X				118
119	1141	Room 102	Waste Basket	LOOSE	X					119
120	1141	Room 103	5 Waste Baskets, 1 2-Tiered Cart	LOOSE		X				120
121	1141	Room 104	Waste Basket and Periodic Chart	LOOSE	X					121
122	1141	Room 105	Telephone Cables around Wall Base	FIXED	X					122
123	1141	Room 106	2 Waste Baskets	LOOSE		X				123

ROLB RAD WASTE & EQUIP DISP BLDG 1141
04-10-86
09:48:08

ITEM	BLDG	LOC IN BUILDING	ITEM DESCRIPTION	FIXED OR LOOSE	CLEAN SCRAP	CLEAN SALVAGE	CONT SALV LICENSEE	CONT DECON	CONT RAD WASTE	REC#
124	1141	Room 107	Broken Wood frame, 2 Bskt, 1 Chart	LOOSE	X					124
125	1141	Room 108	Small Metal Cabinet	LOOSE		X				125
126	1141	Room 109	Projection Screen	FIXED		X				126
127	1141	Room 109	Metal Stool, Cloth Seat	LOOSE	X					127
128	1141	Room 109/110	Wood Projection Table & Waste Bskt	LOOSE	X					128
129	1141	Room 112	Electric Eye Unit	LOOSE	X					129
130	1141	Room 112	Sink Unit	FIXED		X				130
131	1141	Room 113	Waste Basket - Safety Signs	LOOSE		X				131
132	1141	Room 114	Stool, 3 Waste Bskts, 5 Desk Organz	LOOSE	X					132
133	1141	Room 114	Elect Cabinets & Status Alarm Brds	FIXED	X					133
134	1141	Room 115	Rams Relay Cabinet	FIXED	X					134
135	1141	Room 115	SO-2 Detector	LOOSE		X				135
136	1141	Room 115	3 Stools, 1 Table	LOOSE	X					136
137	1141	Room 115	MSA Explosive Gas Instrument	LOOSE	X					137
138	1141	Room 115	Case for SO-2 Detector	LOOSE	X					138
139	1141	Room 115	Counter Head with Lead Shield	LOOSE	X					139
140	1141	Room 115	Cardex File Cabinet	LOOSE	X					140
141	1141	Room 115	Coat Rack	LOOSE		X				141
142	1141	Room 115	Metal Shelf with R/HR Meter	LOOSE	X					142
143	1141	Room 115	Metal Case, Wolf Safety Lamp	LOOSE	X					143
144	1141	Room 115	Laundry Hamper	LOOSE	X					144
145	1141	Room 115	Peg Chart, Rad Exposures	FIXED	X					145
146	1141	Room 115	2 Metal Card File Boxes	LOOSE		X				146
147	1141	Room 121	Air Conditioner on Floor	LOOSE	X					147
148	1141	Room 121	Projection Screen	FIXED		X				148
149	1141	Room 121	Metal Drafting Table	LOOSE		X				149
150	1141	Room 122	Waste Basket	LOOSE		X				150
151	1141	Room 123	Wood Bulletin Board, 3 Waste Bskts	LOOSE		X				151
152	1141	Room 124	Aluminum Stand	LOOSE	X					152
153	1141	Room 124	SS Cart, 3-Tier	LOOSE		X				153
154	1141	Room 124	8 Waste Baskets	LOOSE	X					154
155	1141	Room 124	3 Metal Carts	LOOSE	X					155
156	1141	Room 124	Metal Cabinet	LOOSE		X				156
157	1141	Room 124	Section for Instr above Work Bench	LOOSE		X				157
158	1141	Room 125	2 Waste Baskets	LOOSE	X					158
159	1141	Room 126	Periodic Chart	LOOSE	X					159
160	1141	Lobby	Reactor Display with Stand	LOOSE		X				160
161	1141	Room 201	Periodic Chart, 2 ea	LOOSE	X					161
162	1141	Room 202	Wood Framed Blackboard	LOOSE		X				162
163	1141	Room 203	Metal File Cabinet with Rad Tag	LOOSE				X		163
164	1141	Room 204/206	Metal Table	LOOSE	X					164
165	1141	Room 204/206	Metal Chair, Rusted	LOOSE	X					165
166	1141	Room 204/206	Card Board File Box	LOOSE	X					166
167	1141	Room 204/206	Elect Equip Cabinet on Wheels	LOOSE		X				167
168	1141	Room 204/206	Metal Ash Tray with Stand	LOOSE	X					168
169	1141	Room 204/206	Bottle Cart	LOOSE	X					169
170	1141	Room 204/206	Zyglo Set with Case	LOOSE		X				170
171	1141	Room 204/206	44 Lead Bricks	LOOSE		X				171
172	1141	Room 204/206	Specimen Pills, Tubes & Cans Pwdr	LOOSE	X					172
173	1141	Room 204/206	3 Sections, Specimen Cabinets	LOOSE		X				173
174	1141	Room 204/206	Metal Cabinet	LOOSE	X					174
175	1141	Room 204/206	Aluminum Frame	LOOSE	X					175
176	1141	Room 204/206	Metal Table	LOOSE	X					176
177	1141	Room 204/206	Plastic Welding Equip & Case	LOOSE	X					177

ROLB RAD WASTE & EQUIP DISP BLDG 1141
04-10-86
09:48:08

ITEM	BLDG	LOC IN BUILDING	ITEM DESCRIPTION	FIXED OR LOOSE	CLEAN SCRAP	CLEAN SALVAGE	CONT SALV LICENSEE	CONT DECON	CONT RAD WASTE	REC#
178	1141	Room 204/206	Bubble Hardness Tester & Case	LOOSE		X				178
179	1141	Room 204/206	Junk on Window Ledges	LOOSE	X					179
180	1141	Room 204/206	Metal/Plastic Room Divider	LOOSE		X				180
181	1141	Room 204/206	Belt Sander	LOOSE	X					181
182	1141	Room 204/206	Cut Off Wheel Saw	LOOSE	X					182
183	1141	Room 204/206	Honing Stones	LOOSE	X					183
184	1141	Room 204/206	Bolts & Specimens on Sink Area	LOOSE	X					184
185	1141	Room 204/206	Cabinet, Lead Shot, Aluminum Ox Pwd	LOOSE	X					185
186	1141	Room 204/206	Drawer with Lapping Fixtures	LOOSE	X					186
187	1141	Room 204/206	Drawer with Discs and Rings	LOOSE	X					187
188	1141	Room 204/206	Rings for Lapping Specimens	LOOSE	X					188
189	1141	Room 205	Metal Plate and Covers	LOOSE	X					189
190	1141	Room 207	Nuclear Chio, Square Shield	LOOSE		X				190
191	1141	Room 207	A/D Converter - Electronic Boards	LOOSE	X					191
192	1141	Room 207	O/O of Live Time Meter	FIXED	X					192
193	1141	Room 207	Electronic Equip on Shelf and Table	LOOSE	X					193
194	1141	Room 207	Shelf on Wall with Books	FIXED	X					194
195	1141	Room 207	SS Tubing Air Supply	FIXED	X					195
196	1141	Room 207	Equipment in Base Cabinet	LOOSE	X					196
197	1141	Room 207	Glass Dewars, 2 ea	LOOSE		X				197
198	1141	Room 207	Taylor Water Analyzer	LOOSE	X					198
199	1141	Room 207	Varian Vacuum Probe	LOOSE	X					199
200	1141	Room 207	Wood Box with Discs	LOOSE	X					200
201	1141	Room 207	Instrument, Nuclear Chio	LOOSE	X					201
202	1141	Room 207	Instrument, Industrial Instruments	LOOSE	X					202
203	1141	Room 207	Adapter Plates with Gages, 7 ea	LOOSE	X					203
204	1141	Room 207	Lead Bricks, 11 ea	LOOSE		X				204
205	1141	Room 207	Lucite Trough	LOOSE	X					205
206	1141	Room 207	Lead Shielded Cask	LOOSE		X				206
207	1141	Room 207	SS Table with Wheels	LOOSE		X				207
208	1141	Room 207	O/O Dead Time Meter	FIXED	X					208
209	1141	Room 207	Scrap Lucite, Aluminum Tube	LOOSE	X					209
210	1141	Room 207	Lead Cask	LOOSE		X				210
211	1141	Room 207	Wooden Topped Work Benches, 2 ea	LOOSE		X				211
212	1141	Room 207	Chair, Stool	LOOSE		X				212
213	1141	Room 208	Base Cabinet, 2 Double Sections	LOOSE		X				213
214	1141	Room 208	Film Viewers, 2 ea	LOOSE		X				214
215	1141	Room 208	Film Dryer Press	LOOSE		X				215
216	1141	Room 208	Polaroid Attachments for Scope	LOOSE		X				216
217	1141	Room 208	New Polaroid Print Copier #240	LOOSE		X				217
218	1141	Room 208	Bausch & Lomb Optical Viewer Attach	LOOSE		X				218
219	1141	Room 208	Argus Flash Unit	LOOSE	X					219
220	1141	Room 208	Film Viewer (Broken)	LOOSE	X					220
221	1141	Room 208	Flash Extension Cord	LOOSE	X					221
222	1141	Room 208	Equipment Clamps, 2 ea	LOOSE		X				222
223	1141	Room 208	Film Press Plates (Homemade), 3 ea	LOOSE	X					223
224	1141	Room 208	Spool Film Viewer Marked Special	LOOSE	X					224
225	1141	Room 208	Case for Photography Equipment	LOOSE		X				225
226	1141	Room 208	Photolight Stand Adjustable Socket	LOOSE		X				226
227	1141	Room 208	Base Cabinet	LOOSE		X				227
228	1141	Room 208	Pakolux Print Washer	LOOSE	X					228
229	1141	Room 208	SS Sink, Photo Type	LOOSE		X				229
230	1141	Room 208	Base Cabinet, 2 Sections	LOOSE		X				230
231	11[illegible]	[illegible]om 208	Metal Stool, Wood Top	LOOSE		X				231

ROLB RAD WASTE & EQUIP DISP BLDG 1141
04-10-86
09:48:08

ITEM	BLDG	LOC IN BUILDING	ITEM DESCRIPTION	FIXED OR LOOSE	CLEAN SCRAP	CLEAN SALVAGE	CONT SALV LICENSEE	CONT DECON	CONT RAD WASTE	REC#
232	1141	Room 208	Film Processing Sink, SS	LOOSE		X				232
233	1141	Room 208	3 SS Tanks	LOOSE		X				233
234	1141	Room 208	Film Viewer, "Picker"	LOOSE		X				234
235	1141	Room 208	Film Developer Tank	LOOSE		X				235
236	1141	Room 208	Westinghouse Dehumidifier	LOOSE		X				236
237	1141	Room 208	Print Drying Holders	LOOSE		X				237
238	1141	Room 208	Plate Film Holders	LOOSE		X				238
239	1141	Room 208	3 Base Sections, 1 Top Section	LOOSE		X				239
240	1141	Room 208	1 Bulletin Board	FIXED	X					240
241	1141	Room 208	Photo Dark Room Light	FIXED		X				241
242	1141	Room 208	4 Photo Chemical Tanks	LOOSE		X				242
243	1141	Room 209	Base for Work Bench	LOOSE	X					243
244	1141	Room 209	Box of Plastic Strips	LOOSE	X					244
245	1141	Room 210	Metal Storage Rack	LOOSE	X					245
246	1141	Room 209	Base Unit, 1-E	FIXED	X					246
247	1141	Room 209	Base Unit 7-W	FIXED	X					247
248	1141	Room 210	Base Unit 1-E	FIXED	X					248
249	1141	Room 210	Base Unit 2-E	FIXED	X					249
250	1141	Room 210	Base Unit 5-W	FIXED	X					250
251	1141	Room 210	Base Unit 6-W	FIXED	X					251
252	1141	Room 210	Base Unit 3-W	FIXED	X					252
253	1141	Room 210	Base Unit 4-W	FIXED	X					253
254	1141	Room 210	Metal Table with Linoleum Top	LOOSE	X					254
255	1141	Room 210	Small 2-Tier Metal Table	LOOSE	X					255
256	1141	Room 210	6' Wooden Ladder	LOOSE	X					256
257	1141	Room 210	8' Wooden Ladder	LOOSE	X					257
258	1141	Room 210	Square Lead Cask	LOOSE		X				258
259	1141	Room 211/212	Metal Cabinet with Glass Doors	LOOSE	X					259
260	1141	Room 211/212	Kitchen Aid Dishwasher	FIXED	X					260
261	1141	Room 211/212	Bulletin Board	LOOSE	X					261
262	1141	Room 213	McLeod Vacuum Gage	LOOSE		X				262
263	1141	Room 213	Beckman Hygrometer	LOOSE		X				263
264	1141	Room 213	Fisher-Jones Melting Point App	LOOSE	X					264
265	1141	Room 213	Beckman Spectrophotometer, Rad Tag	LOOSE				X		265
266	1141	Room 213	Heater in Lab Hood	LOOSE		X				266
267	1141	Room 213	Heater "Lab Line"	LOOSE		X				267
268	1141	Room 213	"Hallige" Turbidimeter	LOOSE	X					268
269	1141	Room 213	Stir-Plate	LOOSE				X		269
270	1141	Room 213	Small Lab Elevator	LOOSE		X				270
271	1141	Room 213	Burner Head, Overhead Rotary	LOOSE	X					271
272	1141	Room 213	2 Stools without Tops	LOOSE	X					272
273	1141	Room 213	Aluminum Frame	LOOSE	X					273
274	1141	Room 213	Aluminum Bottle Rack	FIXED	X					274
275	1141	Room 213	Manifold on Window Ledge	FIXED	X					275
276	1141	Room 213	6' Wooden Ladder	LOOSE	X					276
277	1141	Room 213	Junk on Lab Sink Top	LOOSE	X					277
278	1141	Room 213	Precision Barometer with Mercury	LOOSE		X				278
279	1141	Room 213A	Diffusion Pump & Chamber	FIXED		X				279
280	1141	Room 213A	Roughing Pump	FIXED		X				280
281	1141	Room 213A	Power Stat	FIXED		X				281
282	1141	Room 213A	Speaker	LOOSE	X					282
283	1141	Room 213A	Tubes, Elect & Dewars on Sink	LOOSE		X				283
284	1141	Room 213A	Cabinet with Vacuum Pump	LOOSE	X					284
285	1141	Room 214	Blower & Lab Equip on Sink	LOOSE	X					285

ROLB RAD WASTE & EQUIP DISP BLDG 1141
04-10-86
09:48:08

ITEM	BLDG	LOC IN BUILDING	ITEM DESCRIPTION	FIXED OR LOOSE	CLEAN SCRAP	CLEAN SALVAGE	CONT SALV LICENSEE	CONT DECON	CONT RAD WASTE	REC#
286	1141	Room 214	Metal Box on Sink Top	LOOSE	X					286
287	1141	Room 214	Graphite Electrodes for Spectrogrph	LOOSE		X				287
288	1141	Room 214	Metal Cabinet with Drawers	LOOSE		X				288
289	1141	Room 215	Glassware on Sink	LOOSE	X					289
290	1141	Room 216	OTT Drafting Machine	LOOSE		X				290
291	1141	Room 216	Sign Making Letters (Box)	LOOSE	X					291
292	1141	Room 216	Holders for Neutron Radiography	LOOSE	X					292
293	1141	Room 216	Microscope	LOOSE				X		293
294	1141	Room 216	Pair Binoculars with Case	LOOSE		X				294
295	1141	Room 216	Spotting Scope	LOOSE		X				295
296	1141	Room 216	Metal Table with Lucite Top	LOOSE	X					296
297	1141	Room 217	Wall Shelf with Binders for PBRF Pr	LOOSE	X					297
298	1141	Room 219	Bulletin Board & Periodic Chart	LOOSE	X					298
299	1141	Room 220	Plywood Chart Board & Periodic Chrt	LOOSE	X					299
300	1141	Room 221	Periodic Chart	LOOSE	X					300
301	1141	Room 222	Wood Bulletin Brd, Periodic Cht,Box	LOOSE	X					301
302	1141	Room 223	Per Cht, Bull Brd, 16 Waste Bskts	LOOSE	X					302
303	1141	Upper Hallway	Hand & Shoe Counter	LOOSE				X		303
304	1141	Upper Hallway	Yellow Lab Coat Cabinet	LOOSE		X				304
305	1141	Upper Hallway	Rams Equipment	FIXED	X					305
306	1141	Upper Hallway	Butt Receptacles Sewer Pipe, 4 ea	LOOSE	X					306
307	1141	Room 213	Mass Spectrometer & Control Panel	FIXED				X		307
308	1141	Room 117/118	3 Metal Bins with Elect & Mech Prts	LOOSE		X				308
309	1141	Room 117/118	6 Metal Bins with Electrical Parts	LOOSE		X				309
310	1141	Room 117/118	2 Underwater Lights & Elec Rbr Cble	LOOSE		X				310
311	1141	Room 117/118	3-Step Metal Stool	LOOSE	X					311
312	1141	Room 117/118	Metal Support Frame	LOOSE	X					312
313	1141	Room 117/118	Probes with Flex Cable	LOOSE	X					313
314	1141	Room 117/118	12" Carbon Steel Blind Flange	LOOSE		X				314
315	1141	Room 117/118	Diaphram for "Pressure Products"	LOOSE		X				315
316	1141	Room 117/118	Office Items on Window Ledge	LOOSE	X					316
317	1141	Room 117/118	Bank of Capacitors	LOOSE	X					317
318	1141	Room 117/118	2 Boxes of Metal Clips	LOOSE		X				318
319	1141	Room 117/118	1 Storage Rack, Metal	LOOSE	X					319
320	1141	Room 117/118	Upholstered Chair Type Stool	LOOSE	X					320
321	1141	Room 117/118	Section of 3 Personnel Lockers	LOOSE	X					321
322	1141	Room 117/118	2 Sections of Metal Storage Shelves	LOOSE	X					322
323	1141	Room 117/118	Plywood Doors for Storage Shlvs,7ea	LOOSE	X					323
324	1141	Room 117/118	Metal Storage Shelf and Speaker	LOOSE		X				324
325	1141	Room 117/118	Box of Electronic Cable, New	LOOSE		X				325
326	1141	Room 117/118	2 Metal Angle Frame Brackets	LOOSE	X					326
327	1141	Room 117/118	Several Boxes Light Bulbs	LOOSE		X				327
328	1141	Room 119/120	3 Storage Racks with Spare Parts	LOOSE	X					328
329	1141	Room 119/120	Gray Storage Shelf with Spare Parts	LOOSE	X					329
330	1141	Room 119/120	Cabinet "J" with Parts	LOOSE	X					330
331	1141	Room 119/120	Cabinet "I" with Parts & Equipment	LOOSE	X					331
332	1141	Room 119/120	Cabinet "H" with Gaskets and Seals	LOOSE	X					332
333	1141	Room 119/120	Hot Lab Hi-Temp Furnace	LOOSE		X				333
334	1141	Room 119/120	Vacuum Pump Ring In Support Frame	LOOSE	X					334
335	1141	Room 119/120	Box Miscl Flex Hoses and Fittings	LOOSE	X					335
336	1141	Room 119/120	Part of Mass Spectrometer Unit	LOOSE	X					336
337	1141	Room 119/120	Base from Theodolite, 2 ea	LOOSE		X				337
338	[illegible]	Room 119/120	Aluminum Rail Parts and Tubing	LOOSE	X					338
339	[illegible]	Room 119/120	Wood Box with Equipment Inside	LOOSE	X					339

ROLB RAD WASTE & EQUIP DISP BLDG 1141
04-10-86
09:48:08

ITEM	BLDG	LOC IN BUILDING	ITEM DESCRIPTION	FIXED OR LOOSE	CLEAN SCRAP	CLEAN SALVAGE	CONT SALV LICENSEE	CONT DECON	CONT RAD WASTE	REC#
340	1141	Room 119/120	Part of Heat Exchanger	LOOSE	X					340
341	1141	Room 119/120	Box of Papers/Records	LOOSE	X					341
342	1141	Room 119/120	Cathodic Vacuum Etcher	LOOSE	X					342
343	1141	Room 119/120	Several Boxes of Miscellaneous Junk	LOOSE	X					343
344	1141	Room 119/120	Double Shelf Unit with Spare Parts	LOOSE	X					344
345	1141	Room 119/120	Single Shelf Unit with Spare Parts	LOOSE	X					345
346	1141	Room 119/120	3 Shelf Units with Spare Parts	LOOSE		X				346
347	1141	Room 119/120	Several Boxes of Experimental Parts	LOOSE	X					347
348	1141	Room 119/120	Aluminum Support	LOOSE	X					348
349	1141	Room 119/120	Gear Reduction Pump Unit	LOOSE		X				349
350	1141	Room 119/120	Miscl Vacuum Hrdwr, Piping, Flanges	LOOSE	X					350
351	1141	Room 119/120	Taylor Winfield Resistance Transfrm	LOOSE		X				351
352	1141	Room 119/120	7 Cabinets with Spare Parts	LOOSE		X				352
353	1141	Room 119/120	Reduction Drive Unit	LOOSE		X				353
354	1141	Room 119/120	Tank & Pump for Helfare Welder	LOOSE	X					354
355	1141	Room 119/120	SS Experimental Hardware	LOOSE	X					355
356	1141	Room 119/120	Stack of Shelves for Storage Units	LOOSE		X				356

PI235 Number of Records Read: 356
PI236 Number of Records Selected: 341

CRA RAD AND EQUIP DISP BLDG 1154
04-10-86
13:01:08

ITEM	BLDG	LOC IN BUILDING	ITEM DESCRIPTION	SIZE	WT LBS	VOL CU FT	MATL OF CONST	RAD TOT UCI	RAD UCI GM	PRINCIPLE ISOTOPES	REC#
9	1154	CRA #1	Ground Water Pumps, 2 ea;2" 20 gpm	H-29-1/2';D-8"	1000	10.3	Steel	4.4E-1	9.8E-7	60 Co;90 Sr;137 Cs	9
10	1154	CRA #2	Ground Water Pumps 2 ea;2" 20 gpm	H-29-1/2';D-8"	1000	10.3	Steel	4.4E-1	9.8E-7	60 Co;90 Sr;137 Cs	10

PD235 Number of Records Read: 10
PD236 Number of Records Selected: 2

CRA RAD AND EQUIP DISP BLDG 1154
04-10-86
13:09:55

ITEM	BLDG	LOC IN BUILDING	ITEM DESCRIPTION	NOTES	NOTES CONTINUED	ADDITIONAL NOTES	CONT RAD WASTE	REC#
9	1154	CRA #1	Ground Water Pumps, 2 ea;2" 20 gpm	61936 sq cm; 40 ur/hr;weight	is with discharge pipe and	casing;fixed	X	9
10	1154	CRA #2	Ground Water Pumps 2 ea;2" 20 gpm	61936 sq cm;40 ur/hr;weight is with discharge pipe and casing fixed			X	10

PD235 Number of Records Read: 10
PD236 Number of Records Selected: 2

WEMS RAD WASTE & EQUIP DISP BLDG 1192
04-03-86
14:05:58

ITEM	BLDG	LOC IN BUILDING	ITEM DESCRIPTION	SIZE	WT LBS	VOL CU FT	MATL OF CONST	RAD TOT UCI	RAD UCI GM	PRINCIPLE ISOTOPES	REC#
13	1192	Trench	Inlet Valves, 2 ea								13
14	1192	0' Level	Control Panels for Equipment								14
15	1192	Outside	Panels Valves Pipe and Tubing								15
16	1192	Inside/Outside	Panels & Bottle Racks, Tubing, etc.								16
17	1192	Outside	Area Air Monitoring Sample Stations								17

PD235 Number of Records Read: 17
PD236 Number of Records Selected: 5

WEMS RAD WASTE & EQUIP DISP BLDG 1192
04-10-86
12:55:24

ITEM	BLDG	LOC IN BUILDING	ITEM DESCRIPTION	NOTES	NOTES CONTINUED	ADDITIONAL NOTES	FINAL NOTES	REC#
13	1192	Trench	Inlet Valves, 2 ea	Fixed;2800 sys				13
14	1192	0' Level	Control Panels for Equipment	Fixed				14
15	1192	Outside	Panels Valves Pipe and Tubing	Fixed				15
16	1192	Inside/Outside	Panels & Bottle Racks, Tubing, etc.	Fixed				16
17	1192	Outside	Area Air Monitoring Sample Stations	Fixed				17

PD235 Number of Records Read: 17
PD236 Number of Records Selected: 5

WEMS RAD WASTE & EQUIP DISP BLDG 1192
04-10-86
12:52:54

ITEM	BLDG	LOC IN BUILDING	ITEM DESCRIPTION	FIXED OR LOOSE	CLEAN SCRAP	CLEAN SALVAGE	CONT SALV	LICENSEE CONT	DECON CONT	RAD WASTE	REC#
13	1192	Trench	Inlet Valves, 2 ea	FIXED				X			13
14	1192	0' Level	Control Panels for Equipment	FIXED	X						14
15	1192	Outside	Panels Valves Pipe and Tubing	FIXED		X					15
16	1192	Inside/Outside	Panels & Bottle Racks, Tubing, etc.	FIXED	X						16
17	1192	Outside	Area Air Monitoring Sample Stations	FIXED	X						17

PD235 Number of Records Read: 17
PD236 Number of Records Selected: 5

TELEDYNE
ISOTOPES

6.4 MASTER LIST OF ALL PBRF ITEMS INDEXED BY BUILDINGS AND LOCATION

A master list of all system and non-system items was prepared for PBRF and listed by building. This list includes items previously listed in Section 6.2 and 6.3. The characteristics of each item are listed on two pages for each item, and the disposition appears on the third page in sequence. Items for which a disposition is not indicated will be disposed of as rad waste because they are items of contaminated systems.

CV RAD WASTE SHIP INFO BLDG 1111
12-17-85
09:58:49

ITEM	BLDG	LOC IN BUILDING	ITEM DESCRIPTION	SIZE	WT LBS	VOL CU FT	MATL OF CONST	RAD TOT UCI	RAD UCI/GM	PRINCIPLE ISOTOPES
1	1111	-34' to -30'RT	Pipe SCH 40, .687" Wall	L-175';D-24"	29960	550	Stainless St	1.8E2	1.3E-5	60 Co;55 Fe
2	1111	Lily Pad (LP)	Globe Valve, 2 ea	1"	5	.023	Stainless St	1.5E-1	6.9E-5	60 Co;55 Fe
3	1111	Lily Pad (LP)	Gate Valve	1-1/2"	5.5	.06	Stainless St	8.1E-2	3.2E-5	60 Co;55 Fe
4	1111	Lily Pad (LP)	Check Valve	2"	11	.05	Stainless St	6.3E-2	1.2E-5	60 Co;55 Fe
5	1111	Lily Pad (LP)	Globe Valve, 3 ea	2"	30	.33	Stainless St	28.2E-2	20.7E-5	60 Co;55 Fe
6	1111	Reactor Tank	Ball Valve	3/4"	1.5	.014	Stainless St	2E-2	2.9E-5	60 Co;55 Fe
7	1111	Containment Val	Pipe SCH 40	L-84';D-4"	906	9.3	Stainless St	8.49E-2	2.1E-7	60 Co;55 Fe
8	1111	Containment Val	Pipe SCH 40	L-214';D-3"	1620	14.3	Stainless St	6.5E-1	8.9E-7	60 Co;55 Fe
9	1111	Containment Val	Pipe SCH 40	L-70';D-2"	256	2.2	Stainless St	1.4E-1	1.2E-6	60 Co;55 Fe
10	1111	Containment Val	Pipe SCH 40	L-226';D-6"	4287	54.1	Stainless St	1.3	6.7E-7	60 Co;55 Fe
11	1111	Cnl E 0' Level	Neutron Radiograph Cabinet	L-38;W-18;H-78	60	27	Carbon Steel	1.8	6.5E-5	60 Co;55 Fe
12	1111	0' CV E Stairwl	CV Air Monitor Console	L-18;W-22;H-82	150	18.8	Carbon Steel	2.1E-2	3.1E-7	60 Co;55 Fe
13	1111	0' CV E A/C Unt	Air Flow Monitor	L-31;W-19;H-19	400	6.5	Carbon Steel	4.4E-7	2.4E-12	60 Co;55 Fe
14	1111	0' Quad D	Console	L-25;W-21;H-67	175	20.4	Carbon Steel	1.4E-6	1.8E-11	60 Co;55 Fe
15	1111	0' Opst Quad D	O-2 Sampler for Dome	L-24;W-24;H-74	225	24.7	Carbon Steel	2.4E-6	2.3E-11	60 Co;55 Fe
16	1111	0' CV E Airlock	Experiment 62-16 Console	L-22;W-23;H-67	200	19.6	Carb St Elec	8.1E-2	9E-7	60 Co;55 Fe
17	1111	0' CV E Airlock	Console by Quad C	L-30;W-46;H-69	300	55	Carbon Steel	1E-1	7.9E-7	60 Co;55 Fe
18	1111	0' CV E Airlock	Console by Quad C	L-24;W-45;H-22	150	12.5	Carb St Alum	2.1 E-6	3.1E-11	60 Co;55 Fe
19	1111	0'CV Stairs Ann	Exp-Pre Fab Console	L-20;W-74;H-67	450	63	Carb St Alum	8.1E-6	3.9E-11	60 Co;55 Fe
20	1111	0' N Quad D	Console Above Quad D	L-21;W-22;H-83	200	21.9	Carbon Steel	9.3E-2	1.0E-6	60 Co;55 Fe
21	1111	0' Quad D	Console Above Quad D	L-25;W-33;H-77	180	25.6	Carbon Steel	4.9E-6	6E-11	60 Co;55 Fe
22	1111	0' Quad D	Valve Panel	L-14;W-60;H-36	250	17.5	Carb Stl SS	8.1E-6	7.2E-11	60 Co;55 Fe
23	1111	0'E Airlock	Console Outside Quad C	L-6;W-20;H-20	60	2	Carbon Steel	1.6E-2	5.8E-7	60 Co;55 Fe
24	1111	0' CV Stairs An	Lead Lined Rabbit Storage Cabinet	L-24;W-30;H-33	400	13.75	Carb Stl Lead	7.2E-2	3.9E-7	60 Co;55 Fe
25	1111	0'CV by Quad A	Console by Quad A Outside Fence	L-25;W-46;H-70	250	46.6	Carb Stl Elec	3.5E-6	3.1E-11	60 Co;55 Fe
26	1111	0'CV by Quad D	Console over Quad D	L-18;W-22;H-66-1/2	175	15.2	Carbon Steel	1.7E-6	2.2E-11	60 Co;55 Fe
27	1111	0'CV by Quad D	Compressor and Valve Console	L-38;W-82;H-60	2000	108.2	Cb St SS Alum	1.1E-5	1.3E-11	60 Co;55 Fe
28	1111	0' to 0 Area	Tool Cabinet Drawer	L-24;W-14;H-3.5	15	1	Carbon Steel	9.1E-3	4.1E-6	60 Co;55 Fe
29	1111	0'N Trk Fr Cast	Plate Steel	Triangle 27"x27"x35.5"	60	1/2	Carbon Steel	.04	1.5E-6	60 Co;55 Fe
30	1111	0'Cnl E in Cabt	Fuel Element Pieces,9030,9019,LAS		100	2	SS AL Cad Bar	.04	8E-7	60 Co;55 Fe
31	1111	N Truck Door 0'	Blower Unit 31-F-18	W-17;D-32	150	4	Carbon Steel	.15	2.2E-6	60 Co;55 Fe
32	1111	0'Rear Elevator	Elevator Car	L-46;W-44;H-108	300	8	Wood Carb St	1.1	8.6E-6	60 Co;55 Fe
33	1111	0'Rear Elevator	Blower Unit Buffalo Forged,31F17	L-4";D-10"x4"	10	1	Carbon Steel	.007	1.4E-6	60 Co;55 Fe
34	1111	0'Canal E	Come-A-Log Wire Hoist	L-12;W-6	30	.5	SS Alum	1.2E-3	9.3E-8	60 Co;55 Fe
35	1111	0'Canal E	Neutron Radiograph;Parts in Cabinet	L-18;W-36;H-72	200	6	SS Alum	1.7	1.9E-5	60 Co;55 Fe
36	1111	0' Quad D	1" Yellow Drum 55 Gallon	H-34.5";D-22.5"	150	7.2	SS Al Cb St C	9.4E-2	1.4E-6	60 Co;55 Fe
37	1111	0' Quad D	#2 Orange Drum 30 Gallon	H-30";D-18-1/4"	150	7.2	SS Al Cb St C	6.5E-2	9.6E-7	60 Co;55 Fe
38	1111	0' Quad D	#3 Yellow Drum 55 Gallon	H-34.5";D-22.5"	150	7.2	SS Al Cb St C	7.5E-2	1.1E-6	60 Co;55 Fe
39	1111	0'Quad D	#4 Yellow Drum 55 Gallon	H-34.5";D-22.5"	150	7.2	SS Al Cb St C	.15	2.2E-6	60 Co;55 Fe
40	1111	0' Lily Pad	Tool Box on LP	L-72;W-30;H-45	400	45	Alum Carb Stl	.80	4.3E-6	60 Co;55 Fe
41	1111	-6 Dry Annulus	Gate Valve, 3 ea	2"	30	.18	Stainless St	17.4E-3	12.9E-7	60 Co;55 Fe
42	1111	-6 Dry Annulus	Check Valve	2"	11	.05	Stainless St	3.1E-3	6.3E-7	60 Co;55 Fe
43	1111	-6 Dry Annulus	Globe Valve	2"	10	.11	Stainless St	1E-2	2.3E-6	60 Co;55 Fe
44	1111	-6 Dry Annulus	Gate Valve, 2 ea	2"	20	.12	Stainless St	11.6E-3	12.8E-7	60 Co;55 Fe
45	1111	-7 Dry Annulus	3/8" Jamesbury Valve	3/8"	1.5	.1	Stainless St	5.4E-4	7.9E-7	60 Co;55 Fe
46	1111	-7 Dry Annulus	1/2" Valves	L-3;W-1.5;H-1.5	5	.1	Stainless St	9.0E-4	4.0E-7	60 Co;55 Fe
47	1111	Dry Annulus	Gate Valve, 3 ea	1/2	6	.024	Stainless St	3.3E-3	13.2E-7	60 Co;55 Fe
48	1111	Dry Annulus	Globe Valve, 2 ea	3"	80	.16	Stainless St	7.4E-2	2E-6	60 Co;55 Fe
50	1111	-7 Trk Door St	Barton Differential Pressure System	8"x8" (2 ea);1-gauge 7"	30	2.5	SS Aluminum	.03	2.2E-6	60 Co;55 Fe
51	1111	-7 E Stairwell	Barton Diffential Flow Gauge HT-2C	L-7;D-7	15	.75	Aluminum	.006	9.5E-7	60 Co;55 Fe
52	1111	-7 W Stairwell	Vacuum System	W-10;D-30	150	4	Crb St Plst	1.3E-6	1.9E-11	60 Co;55 Fe
53	1111	-15'Dry Annulus	Pressure Switch PS-252	L-6;W-3;H-3	10	.5	SS Crb St Brs	.02	4.0E-6	60 Co;55 Fe
54	1111	-15'Dry Annulus	Vacuum Tank and Pump Unit	L-96;D-24	800	24	Carbon Steel	.38	1E-6	60 Co;55 Fe
55	1111	-15'Dry Annulus	Wood Block Door Stop	L-16;W-7;H-4	15	1.5	Wood	.02	2.4E-6	60 Co;55 Fe

CV RAD WASTE SHIP INFO BLDG 1111
12-17-85
11:45:50

ITEM	BLDG	LOC IN BUILDING	ITEM DESCRIPTION	NOTES	NOTES CONTINUED	ADDITIONAL NOTES	FINAL NOTES
1	1111	-34' to -30'NT	Pipe SCH 40, .687" Wall	Buried in concrete;1021301 sq	cm; 2 mr/hr; 1000 sys		
2	1111	Lily Pad (LP)	Globe Valve, 2 cm	1000 sys;10V52,-58; 25000 d/m;	1419 sq cm fixed		
3	1111	Lily Pad (LP)	Gate Valve	1000 sys; 10V116; 18000 d/m;	1057 sq cm fixed		
4	1111	Lily Pad (LP)	Check Valve	1000 sys;10V57; 20000 d/m;774	sq cm fixed		
5	1111	Lily Pad (LP)	Globe Valve, 3 cm	1000 sys;10V51,-54,-55;15000	d/m;1414 sq cm fixed		
6	1111	Reactor Tank	Ball Valve	1000 sys;10V60;15000 d/m;338	sq cm fixed		
7	1111	Containment Val	Pipe SCH 40	Q&C recirc sys (919 units of	100 sq cm) rad level = 205 d/m per 100 sq cm div. by 2.2286;	exposed;1800 sys	
8	1111	Containment Val	Pipe SCH 40	Q&C recirc sys (1821 100 sq cm	units); exposed;40 ur/hr;1800	sys	
9	1111	Containment Val	Pipe SCH 40	Q&C recirc sys (404 100 sq cm	units); exposed; 40 ur/hr;1800 sys		
10	1111	Containment Val	Pipe SCH 40	Q&C recirc sys (3641 units of	100 sq cm); exposed; 40 ur/hr; 1800 sys		
11	1111	Cnl E 0' Level	Neutron Radiograph Cabinet	Loose;65170.8 sq cm;300 ur			
12	1111	0' CV E Stairwl	CV Air Monitor Console	Fixed;47420.4 sq cm surface;	5 ur/hr		
13	1111	0' CV E A/C Unt	Air Flow Monitor	Fixed;19853 sq cm surface; 5	ur/hr		
14	1111	0' Quad D	Console	Loose;46530 sq cm surface; 7	ur/hr		
15	1111	0' Opst Quad D	O-2 Sampler for Dome	Fixed;53251.2 sq cm surface;	10 ur/hr		
16	1111	0' CV E Airlock	Experiment 62-16 Console	Loose;45420.9 sq cm surface;	20 ur/hr		
17	1111	0' CV E Airlock	Console by Quad C	Loose;85449.6 sq cm surface;	14 ur/hr		
18	1111	0' CV E Airlock	Console by Quad C	Loose;33514.2 sq cm surface;	14 ur/hr		
19	1111	0'CV Stairs Ann	Exp-Pre Fab Console	Fixed;100336.2 sq cm surface;	18 ur/hr		
20	1111	0' N Quad D	Console Above Quad D	Fixed;51729 sq cm surface;20	ur/hr		
21	1111	0' Quad D	Console Above Quad D	Fixed;55095.9 sq cm surface;	20 ur/hr		
22	1111	0' Quad D	Valve Panel	Fixed;45201.6 sq cm surface;	40 ur/hr		
23	1111	0'E Airlock	Console Outside Quad C	Loose;11868 sq cm surface;	15 ur/hr		
24	1111	0' CV Stairs An	Lead Lined Rabbit Storage Cabinet	Loose;32275.8 sq cm surface;	25 ur/hr		
25	1111	0'CV by Quad A	Console by Quad A Outside Fence	Loose;78948 sq cm surface;	10 ur/hr		
26	1111	0'CV by Quad D	Console over Quad D	Loose;39422.4 sq cm surface;	10 ur/hr		
27	1111	0'CV by Quad D	Compressor and Valve Console	Fixed;133076.4 sq cm surface;	20 ur/hr		
28	1111	0' to 0 Area	Tool Cabinet Dresser	Loose;3882.9 sq cm; 80 ur			
29	1111	0'N Trk Fr Gast	Plate Steel	Fixed;Welded to Door Frame;	2351.02 sq cm; 60 ur		
30	1111	0'Cnl E in Cabt	Fuel Element Pieces,9030,9019,LAS	Loose;402 d/m beta-gamma;300	c/m;60 ur;2205.9 sq cm surface each		
31	1111	N Truck Door 0'	Blower Unit 31-F-18	Fixed;42299.28 sq cm;40 ur			
32	1111	0'Rear Elevator	Elevator Car	Fixed;13054.8 sq cm;1000 ur			
33	1111	0'Rear Elevator	Blower Unit Buffalo Forged,31F17	Fixed;1823.69 sq cm;40 ur			
34	1111	0'Canal E	Come-A-Log Wire Hoist	Loose;1867.6 sq cm			
35	1111	0'Canal E	Neutron Radiograph;Parts in Cabinet	58514.4 sq cm;loose;330 ur			
36	1111	0' Quad D	1" Yellow Drum 55 Gallon	Loose;20858.50 sq cm;50 ur			
37	1111	0' Quad D	#2 Orange Drum 30 Gallon	Loose;14468.61 sq cm;50 ur/hr			
38	1111	0' Quad D	#3 Yellow Drum 55 Gallon	Loose;20858 sq cm;40 ur/hr			
39	1111	0'Quad D	#4 Yellow Drum 55 Gallon	Loose;20858 sq cm;80 ur/hr			
40	1111	0' Lily Pad	Tool Box on LP	Loose;87075 sq cm; 100 ur/hr			
41	1111	-6 Dry Annulus	Gate Valve, 3 cm	1800 sys;18V119,-120,-121;65	ur;1041 sq cm fixed		
42	1111	-6 Dry Annulus	Check Valve	1800 sys;18V122;50 ur;774 sq	cm fixed		
43	1111	-6 Dry Annulus	Globe Valve	1800 sys;18V125;85 ur;1414 sq	cm fixed		
44	1111	-6 Dry Annulus	Gate Valve, 2 cm	1800 sys;18V123,-124;65 ur;	1041 sq cm fixed		
45	1111	-7 Dry Annulus	3/8" Jamesbury Valve	Fixed;15.68 sq cm;60 ur;1800	sys		
46	1111	-7 Dry Annulus	1/2" Valves	Fixed;10.12 sq cm;100 ur;1800	sys		
47	1111	Dry Annulus	Gate Valve, 3 cm	1800 sys;18V145,-146,-147;65	ur;261 sq cm fixed		
48	1111	Dry Annulus	Globe Valve, 2 cm	1800 sys;18V126,-127;80 ur;	5211 sq cm fixed		
50	1111	-7 Trk Door St	Barton Differential Pressure System	Fixed;1631.19 sq cm;200 ur/hr			
51	1111	-7 E Stairwell	Barton Differential Flow Gauge HF-2C	Fixed;1489.35 sq cm;48 ur/hr			
52	1111	-7 W Stairwell	Vacuum System	Fixed;15197.47 sq cm surface;	20 ur/hr		
53	1111	-15'Dry Annulus	Pressure Switch PS-252	Fixed;51.6 sq cm;2000 ur/hr			
54	[illegible]	15'Dry Annulus	Vacuum Tank and Pump Unit	Fixed;52522.52 sq cm;80 ur/hr			
55	[illegible]	15'Dry Annulus	Wood Block Door Stop	Fixed;2631.6 sq cm;70 ur/hr			

CV RAD WASTE SHIP INFO BLDG 1111
12-17-85
12:35:15

ITEM	BLDG	LOC IN BUILDING	ITEM DESCRIPTION	FIXED OR LOOSE	CLEAN SCRAP	CLEAN SALVAGE	CONT SALV LICENSEE	CONT DECON	CONT RAD WASTE	REC#
1	1111	-34' to -30'HT	Pipe SCH 40, .687" Wall						X	1
2	1111	Lily Pad (LP)	Globe Valve, 2 ea							2
3	1111	Lily Pad (LP)	Gate Valve							3
4	1111	Lily Pad (LP)	Check Valve							4
5	1111	Lily Pad (LP)	Globe Valve, 3 ea							5
6	1111	Reactor Tank	Ball Valve							6
7	1111	Containment Val	Pipe SCH 40							7
8	1111	Containment Val	Pipe SCH 40							8
9	1111	Containment Val	Pipe SCH 40							9
10	1111	Containment Val	Pipe SCH 40							10
11	1111	Cnl E 0' Level	Neutron Radiograph Cabinet	LOOSE				X		11
12	1111	0' CV E Stairwl	CV Air Monitor Console	FIXED	X					12
13	1111	0' CV E A/C Unt	Air Flow Monitor	FIXED	X					13
14	1111	0' Quad D	Console	LOOSE					X	14
15	1111	0' Opst Quad D	O-2 Sampler for Dome	FIXED	X					15
16	1111	0' CV E Airlock	Experiment 62-16 Console	LOOSE	X					16
17	1111	0' CV E Airlock	Console by Quad C	LOOSE	X					17
18	1111	0' CV E Airlock	Console by Quad C	LOOSE	X					18
19	1111	0'CV Stairs Ann	Exp-Pre Fab Console	FIXED	X					19
20	1111	0' N Quad D	Console Above Quad D	FIXED	X					20
21	1111	0' Quad D	Console Above Quad D	FIXED	X					21
22	1111	0' Quad D	Valve Panel	FIXED					X	22
23	1111	0'E Airlock	Console Outside Quad C	LOOSE	X					23
24	1111	0' CV Stairs An	Lead Lined Rabbit Storage Cabinet	LOOSE				X		24
25	1111	0'CV by Quad A	Console by Quad A Outside Fence	LOOSE	X					25
26	1111	0'CV by Quad D	Console over Quad D	LOOSE	X					26
27	1111	0'CV by Quad D	Compressor and Valve Console	FIXED					X	27
28	1111	0' to 0 Area	Tool Cabinet Drawer	LOOSE				X		28
29	1111	0'N Trk Fr Gast	Plate Steel					X		29
30	1111	0'Cnl E in Cabt	Fuel Element Pieces,9030,9019,LAS	LOOSE					X	30
31	1111	N Truck Door 0'	Blower Unit 31-F-18	FIXED					X	31
32	1111	0'Rear Elevator	Elevator Car	FIXED					X	32
33	1111	0'Rear Elevator	Blower Unit Buffalo Forged,31F17	FIXED					X	33
34	1111	0'Canal E	Come-A-Log Wire Hoist	LOOSE					X	34
35	1111	0'Canal E	Neutron Radiograph;Parts in Cabinet	LOOSE					X	35
36	1111	0' Quad D	1" Yellow Drum 55 Gallon	LOOSE					X	36
37	1111	0' Quad D	#2 Orange Drum 30 Gallon	LOOSE					X	37
38	1111	0' Quad D	#3 Yellow Drum 55 Gallon	LOOSE					X	38
39	1111	0'Quad D	#4 Yellow Drum 55 Gallon	LOOSE					X	39
40	1111	0' Lily Pad	Tool Box on LP	LOOSE				X		40
41	1111	-6 Dry Annulus	Gate Valve, 3 ea						X	41
42	1111	-6 Dry Annulus	Check Valve							42
43	1111	-6 Dry Annulus	Globe Valve							43
44	1111	-6 Dry Annulus	Gate Valve, 2 ea							44
45	1111	-7 Dry Annulus	3/8" Jamesbury Valve							45
46	1111	-7 Dry Annulus	1/2" Valves							46
47	1111	Dry Annulus	Gate Valve, 3 ea							47
48	1111	Dry Annulus	Globe Valve, 2 ea							48
50	1111	-7 Trk Door St	Barton Differential Pressure System	FIXED					X	49
51	1111	-7 E Stairwell	Barton Diffential Flow Gauge HT-2C	FIXED					X	50
52	1111	-7 W Stairwell	Vacuum System	FIXED				X		51
53	1111	-15'Dry Annulus	Pressure Switch PS-252							52
54	1111	-15'Dry Annulus	Vacuum Tank and Pump Unit	FIXED				X	X	53
55	1111	-15'Dry Annulus	Wood Block Door Stop	FIXED					X	54

CV RAD WASTE SHIP INFO BLDG 1111
12-17-85
09:58:49

ITEM	BLDG	LOC IN BUILDING	ITEM DESCRIPTION	SIZE	WT LBS	VOL CU FT	MATL OF CONST	RAD TOT UCI	RAD UCI/GM	PRINCIPLE ISOTOPES
56	1111	-15'Dry Annulus	Hot Cave Vent Polyethelyne	L-150';D-3	200	10	Poly Pipe	1.6	1.7E-5	60 Co;55 Fe
57	1111	-15'Dry Annulus	Cabinet 66-06	L-48;W-60;H-36	2500	60	Carb St Lead	4.7E-5	4.2E-11	60 Co;55 Fe
58	1111	-15'Dry Annulus	Detector and Collection Pot	H-20";D-11"	85	2	Stainless St	1.8E-6	4.6E-11	60 Co;55 Fe
59	1111	CV	Pipe SCH 40	L-310';D-6"	5881	74.2	Stainless St	1.8E-4	6.7E-11	60 Co;55 Fe
60	1111	CV	Pipe SCH 40	L-44';D-8"	1256	17.9	Stainless St	5.4E-1	9.4E-7	60 Co;55 Fe
61	1111	-25CV Dry Annul	Tank on Wheels	L-74;D-67	1000	150	Carbon Steel	1.3	2.9E-6	60 Co;55 Fe
62	1111	-25CV Dry Annul	Quad D Hot Cave Filter Unit	L-18;W-48;H-36	150	18	Carbon Steel	.13	2.0E-6	60 Co;55 Fe
63	1111	-25CV Dry Annul	Quad D Hot Cave Manipulator	L-72;W-6;H-6	60	1.5	Alum SS	.10	3.8E-6	60 Co;55 Fe
64	1111	-25 Dry Annulus	Exp 69-02 Panel	W-24;H-53	60	2	Aluminum	1.8E-3	6.9E-8	60 Co;55 Fe
65	1111	-25 Dry Annulus	Quad C Cont Gas Storage Sys Cabinet	W-60;H-60;D-39	1500	18	Carbon Steel	2.8E-6	4.2E-12	60 Co;55 Fe
66	1111	-25 Dry Annulus	Binary Gas Panel	L-44;W-30	60	2	Aluminum	3.8E-7	1.4E-11	60 Co;55 Fe
67	1111	-25 Dry Annulus	Manipulator, M01 8;Serial #976	L-56;W-64	250	6	SS Alum	1.5E-2	1.3E-7	60 Co;55 Fe
68	1111	-25 Dry Annulus	Differential Pressure Panel	W-48;H-24	125	3	Aluminum	.01	2.4E-7	60 Co;55 Fe
69	1111	-25 Dry Annulus	Quad D Filter Unit	L-18;W-48;H-36	150	3	Carbon Steel	.03	4.4E-7	60 Co;55 Fe
70	1111	-25 Dry Annulus	Panel U01,2,3	L-48;W-36	175	1.5	Aluminum	1E-3	1.2E-8	60 Co;55 Fe
71	1111	-25 Dry Annulus	Flow Panel HB's	L-72;W-60	500	3	SS Carb Stl	7.5E-1	3.3E-6	60 Co;55 Fe
72	1111	-25 Dry Annulus	Panel Green	L-36;W-12;H-12	150	1	SS Carb Stl	.14	2.1E-6	60 Co;55 Fe
73	1111	-25 Dry Annulus	Mobile Gas Purifier	L-36;W-36;H-28	175	18	Carbon Steel	2.9E-2	3.7E-7	60 Co;55 Fe
74	1111	-25 Dry Annulus	Helium Argon Sweep Gas Panel	W-28;H-80	125	3	Alum Carb Stl	1.3E-2	2.3E-7	60 Co;55 Fe
75	1111	-25 Dry Annulus	CV Rams System Vacuum Pump	L-62;W-24;H-48	1500	42	Carbon Steel	3.2E-6	4.8E-12	60 Co;55 Fe
76	1111	-25 Dry Annulus	CV Hot Sump Liner 1/2" Wall	H-60";D-48"	1818	62	Carbon Steel	3.3E1	4E-7	60 Co;55 Fe
77	1111	-25 Dry Annulus	Diaphram Head Assembly from Comprar	H-6;D-48	3200	8	Stainless St	.02	1.4E-8	60 Co;55 Fe
78	1111	-25 Dry Annulus	Diaphram Head Assembly from Comprar	H-6;D-48	3200	8	Stainless St	.02	1.4E-8	60 Co;55 Fe
79	1111	-25 Dry Annulus	Pump and Motor	L-72;W-24;H-36	2500	10	Stainless St	.6	5.3E-7	60 Co;55 Fe
81	1111	-40 Dry Annulus	Bottle Rack	L-24;W-12;H-36	40	1	Aluminum	.32	1.7E-5	60 Co;55 Fe
82	1111	-40 Dry Annulus	Wright 3-ton Chain Hoist with Legs	L-26;W-96;H-26	200	4	Carbon Steel	2.2E-4	2.4E-9	60 Co;55 Fe
83	1111	-40 Dry Annulus	Pump & Motor 15P03 Aurora	L-48;W-18;H-18	275	1.5	SS Carb Stl	2.8E-3	2.3E-8	60 Co;55 Fe
84	1111	-40 Dry Annulus	Accumulator Tank	H-48;D-9-5/8	150	2	Carbon Steel	7.7E-4	1.1E-8	60 Co;55 Fe
85	1111	-40 Dry Annulus	15P01 Pump&Motor Aurora,Model E4B4	L-24;W-12;H-12	85	2	Carb Stl SS	1.3E-3	3.5E-8	60 Co;55 Fe
86	1111	-40 Dry Annulus	Shield Plug for 20V07 and 20V09	L-33;W-32;H-16	7000	10	Cb Stl Lead	.19	6.1E-8	60 Co;55 Fe
87	1111	-44 CV Sub-Pile	Hot Sump in Sub-Pile Rm, 3/8" Wall	L-38";D-123"	2875	332	Carbon Steel	4.9E1	3.7E-5	60 Co;55 Fe
88	1111	-27 CV in Concr	Pipe SCH 80	L-280';D-3"	2870	18.7	Carbon Steel	8.5	6.5E-6	60 Co;55 Fe
89	1111	Dry Annulus	Check Valve, 2 ea	6"	358	2.8	Stainless St	3.4E-2	2E-7	60 Co;55 Fe
90	1111	Dry Annulus	Ball Valve, 2 ea	6"	356	3.4	Stainless St	5.6E-2	3.4E-7	60 Co;55 Fe
91	1111	Dry Annulus	Check Valve, 4 ea	8"	1316	11.8	Stainless St	16.4E-2	27.6E-8	60 Co;55 Fe
92	1111	Dry Annulus	Gate Valve, 4 ea	8"	1080	12.8	Stainless St	22E-2	4.4E-7	60 Co;55 Fe
93	1111	CV	Pipe SCH 80	L-46';D-6"	1314	11	Carbon Steel	4.8	8.2E-6	60 Co;55 Fe
94	1111	CV	Pipe SCH 80	L-7';D-6"	200	1.7	Carbon Steel	7.4E-1	8.1E-6	60 Co;55 Fe
95	1111	CV	Pipe SCH 40	L-10';D-6"	190	2.4	Carbon Steel	1.2	1.3E-5	60 Co;55 Fe
96	1111	CV	Pipe SCH 80	L-11';D-6"	314	2.6	Carbon Steel	3.6E-1	2.5E-6	60 Co;55 Fe
97	1111	CV	Pipe SCH 80	L-56';D-6"	1600	13.4	Carbon Steel	3.7	5.1E-6	60 Co;55 Fe
98	1111	-25'	Pipe SCH 40	L-64';D-6"	1214	15.3	Carbon Steel	4.6	8.4E-6	60 Co;55 Fe
99	1111	Quad A	Pipe SCH 80	L-44';D-6"	1257	10.5	Carbon Steel	3.5	6.1E-6	60 Co;55 Fe
100	1111	-25' Dry Annuls	Pipe SCH 40	L-52';D-1.5"	141	1	Carbon Steel	1.3E-1	2E-6	60 Co;55 Fe
101	1111	-25' Dry Annuls	Pipe SCH 40	L-100';D-2"	365	3.1	Carbon Steel	2E-1	1.2E-6	60 Co;55 Fe
102	1111	-25' Dry Annuls	Pipe SCH 40	L-10';D-2"	104	.3	Carbon Steel	1.8E-2	3.8E-7	60 Co;55 Fe
103	1111	-25' Dry Annuls	Pipe SCH 40	L-16';D-2.5"	93	.7	Carbon Steel	3.5E-2	8.3E-7	60 Co;55 Fe
104	1111	-40' Dry Annuls	Pipe SCH 40	L-35';D-1-1/4"	80	.5	Carbon Steel	1.9E-2	5.2E-7	60 Co;55 Fe
105	1111	Dry Annulus	Ball Valve, 2 ea	1/2"	2	.016	Stainless St	7.2E-4	7.8E-7	60 Co;55 Fe
106	1111	Dry Annulus	Ball Valve, 4 ea	1"	10	.08	Stainless St	28.8E-4	6E-7	60 Co;55 Fe
107	1111	Dry Annulus	Gate Valve, 3 ea	2"	30	.18	Stainless St	10.8E-3	7.8E-7	60 Co;55 Fe
108	1111	Dry Annulus	Check Valve, 2 ea	2"	22	.10	Stainless St	5E-3	5E-7	60 Co;55 Fe
109		-15'Dry Annulus	Pipe SCH 40;16" Waste Air Line	L-225';D-16"	[illegible]	314	Carbon Steel	1.8	1.8E-7	60 Co;55 Fe
110		Near Reactor Tk	Pipe SCH 40, Reactor Tank Cont Air	L-60';D-2"	[illegible]	.8	Stainless St	1.2E-1	1.2E-6	60 Co;55 Fe

CV RAD WASTE SHIP INFO BLDG 1111
12-17-85
11:46:50

ITEM	BLDG	LOC IN BUILDING	ITEM DESCRIPTION	NOTES	NOTES CONTINUED	ADDITIONAL NOTES	FINAL NOTES
56	1111	-15'Dry Annulus	Hot Cave Vent Polyethalyne	Fixed;299864.87 sq cm surface;	6.0 ur/hr		
57	1111	-15'Dry Annulus	Cabinet 66-06	Fixed;87307.2 sq cm surface;	filled with lead bricks;120	ur/hr	
58	1111	-15'Dry Annulus	Detector and Collection Pot	Fixed;Detector=5683.86 sq cm;	Collection Pot=1458.9 sq cm;	70 ur/hr	
59	1111	CV	Pipe SCH 40	Q&C Pump Out Sys (4994 units	of 100 sq cm);exposed;80 ur;	1900 sys	
60	1111	CV	Pipe SCH 40	Q&C Pump out system (924 units	of 100 sq cm);exposed;65 ur;	1900 sys	
61	1111	-25CV Dry Annul	Tank on Wheels	Loose;145946.56 sq cm surface;	22 d/m beta-gamma;2 d/m alpha;	6 ur;200 c/m maximum;200 d/m=	~2000 d/m
62	1111	-25CV Dry Annul	Quad D Hot Cave Filter Unit	Fixed;14796 sq cm surface;6	d/m beta-gamma;<1 d/m alpha;	8 ur;200 c/m maximum;2000 d/m	
63	1111	-25CV Dry Annul	Quad D Hot Cave Manipulator	Fixed;11610 sq cm surface;	18 d/m beta-gamma;5 ur;200 c/m	maximum;2000 d/m	
64	1111	-25 Dry Annulus	Exp 69-02 Panel	Fixed;8204.4 sq cm background;	10 ur/hr		
65	1111	-25 Dry Annulus	Quad C Cont Gas Storage Sys Cabinet	Fixed;62826.42 sq cm backgrnd;	10 ur/hr		
66	1111	-25 Dry Annulus	Binary Gas Panel	Fixed;8,514 sq cm background;	10 ur/hr		
67	1111	-25 Dry Annulus	Manipulator, MO1 8;Serial #976	Loose 118,473.6 sq cm;28 d/m			
68	1111	-25 Dry Annulus	Differential Pressure Panel	Fixed;7430.4 sq cm; 20 ur/hr			
69	1111	-25 Dry Annulus	Quad D Filter Unit	Fixed;41796 sq cm;8 ur/hr			
70	1111	-25 Dry Annulus	Panel UO1,2,3	Fixed;11145.6 sq cm			
71	1111	-25 Dry Annulus	Flow Panel HB's	Fixed;27,864 sq cm			
72	1111	-25 Dry Annulus	Panel Green	Fixed;13003.2 sq cm;120 ur/hr			
73	1111	-25 Dry Annulus	Mobile Gas Purifier	Loose;46440 sq cm; 7 ur/hr			
74	1111	-25 Dry Annulus	Helium Argon Sweep Gas Panel	Fixed;14448 sq cm background;	10 ur/hr		
75	1111	-25 Dry Annulus	CV Rams System Vacuum Pump	Fixed;72446.4 sq cm backgrnd;	10 ur/hr		
76	1111	-25 Dry Annulus	CV Hot Sump Liner 1/2" Wall	81719 sq cm (88 sq ft); encsed	in concrete;45 ur/hr;Ref. Dwg	PF00375;fixed	
77	1111	-25 Dry Annulus	Diaphram Head Assembly from Compresr	Fixed;29179.14 sq cm surface;	25 d/m beta-gamma;<1 d/m alpha	8 ur/hr, <200 d/m;Compressor	6204 Exp Unit #1
78	1111	-25 Dry Annulus	Diaphram Head Assembly from Compresr	Fixed;29179.14 sq cm surface;	20 d/m beta-gamma;3 d/m alpha	8 ur/hr;<200 c/m;Compressor	62-04 Exp #2 Unit
79	1111	-25 Dry Annulus	Pump and Motor	Fixed;171 d/m beta-gamma;2 d/m	alpha;100 ur maximum;1500 c/m	maximum;66873.6 sq cm	
81	1111	-40 Dry Annulus	Bottle Rack	Loose;20433.6 sq cm;350 c/m;	~3500 d/m		
82	1111	-40 Dry Annulus	Wright 3-ton Chain Hoist with Legs	Loose;15 ur/hr;163.95 sq cm			
83	1111	-40 Dry Annulus	Pump & Motor 15P03 Aurora	Fixed;26470.8 sq cm			
84	1111	-40 Dry Annulus	Accumulator Tank	Fixed;10739.55 sq cm			
85	1111	-40 Dry Annulus	15P01 Pump&Motor Aurora,Model EMB4	Fixed;9288 sq cm			
86	1111	-40 Dry Annulus	Shield Plug for 20V07 and 20V09	Loose;27038.4 sq cm;80 ur/hr			
87	1111	-44 CV Sub-Pile	Hot Sump in Sub-Pile Rm, 3/8" Wall	171388 sq cm (185 sq ft);sump	is actually part of sub-pile	rm, encased in concrete;64000	d/m;2000 sys;fixed
88	1111	-27 CV in Conor	Pipe SCH 80	Buried in concrete;238268 sq	cm;107855 d/m per 100 sq cm;	400 ur/hr;1900 sys	
89	1111	Dry Annulus	Check Valve, 2 ea	1900 sys;19V40,-41;28 ur;6862	sq cm fixed		
90	1111	Dry Annulus	Ball Valve, 2 ea	1900 sys;19V40,-41;40 ur;8075	sq cm fixed		
91	1111	Dry Annulus	Check Valve, 4 ea	1900 sys;19V36,-37,-38,-39;40	ur;11558 sq cm fixed		
92	1111	Dry Annulus	Gate Valve, 4 ea	1900 sys;19V36,-37,-38,-39;45	ur;13622 sq cm fixed		
93	1111	CV	Pipe SCH 80	Buried in concrete;hot drain	from 20V53 to SPR;67821 sq cm;	800 ur/hr;2000 sys	
94	1111	CV	Pipe SCH 80	Buried in concrete;hot drain	from 20V53 to drain header;	10320 sq cm;800 ur/hr;2000 sys	
95	1111	CV	Pipe SCH 40	Exposed;16109 sq cm;hot drain	from 20V53 to trench;16109 sq	cm;800 ur/hr;2000 sys	
96	1111	CV	Pipe SCH 80	Buried in concrete;hot drain	from 20V53 to trench;16218 sq	cm;250 ur/hr;2000 sys	
97	1111	CV	Pipe SCH 80	Buried in concrete;reactor	tank drain to trench;82565 sq	cm;500 ur/hr;2000 sys	
98	1111	-25'	Pipe SCH 40	Exposed;reactor tank drain in	trench;103,100 sq cm;500 ur/hr	2000 sys	
99	1111	Quad A	Pipe SCH 80	Buried in concrete;hot drain	Quad A floor;64872 sq cm;600	ur/hr;2000 sys	
100	1111	-25' Dry Annuls	Pipe SCH 40	24010 sq cm exposed;Ref. Dwg	00375,00376,00385;60 ur;2000	sys	
101	1111	-25' Dry Annuls	Pipe SCH 40	57786 sq cm exposed;Ref. Dwy	00375,00376,00385;40 ur;2000	sys	
102	1111	-25' Dry Annuls	Pipe SCH 40	5018 sq cm; buried in concrete	Ref Dwg 00375, 00376, 00385;	40 ur;2000 sys	
103	1111	-25' Dry Annuls	Pipe SCH 40	11193 sq cm exposed;Ref. Dwg	00375, 00376, 00385;35 ur;2000	sys	
104	1111	-40' Dry Annuls	Pipe SCH 40	14112 sq cm exposed;Ref. Dwg	00375,00376,00385;15 ur;2000	sys	
105	1111	Dry Annulus	Ball Valve, 2 ea	2000 sys;20V154,-156;20 ur;238	sq cm fixed		
106	1111	Dry Annulus	Ball Valve, 4 ea	2000 sys;20V151,-152,-153,-155	20 ur; 428 sq cm fixed		
107	1111	Dry Annulus	Gate Valve, 3 ea	2000 sys;20V13,-14,-17;40 ur;	1041 sq cm fixed		
108	1111	Dry Annulus	Check Valve, 2 ea	2000 sys;20V15,-16;40 ur;774	sq cm fixed		
109	1111	-15'Dry Annulus	Pipe SCH 40;16" Waste Air Line	Exposed;875815 sq cm;15 ur/hr;	3300 sys		
110	1111	Near Reactor Tk	Pipe SCH 40, Reactor Tank Cont Air	Buried in Concrete;34669 sq cm	40 ur;3300 sys		

CV RAD WASTE SHIP INFO BLDG 1111
12-17-85
12:35:15

ITEM	BLDG	LOC IN BUILDING	ITEM DESCRIPTION	FIXED OR LOOSE	CLEAN SCRAP	CLEAN SALVAGE	CONT SALV LICENSEE	CONT DECON	CONT RAD WASTE	REC#
56	1111	-15'Dry Annulus	Hot Cave Vent Polyethelyne						X	55
57	1111	-15'Dry Annulus	Cabinet 66-06	FIXED				X		56
58	1111	-15'Dry Annulus	Detector and Collection Pot	FIXED				X		57
59	1111	CV	Pipe SCH 40							58
60	1111	CV	Pipe SCH 40						X	59
61	1111	-25CV Dry Annul	Tank on Wheels	LOOSE					X	60
62	1111	-25CV Dry Annul	Quad D Hot Cave Filter Unit	FIXED					X	61
63	1111	-25CV Dry Annul	Quad D Hot Cave Manipulator	FIXED			X			62
64	1111	-25 Dry Annulus	Exp 69-02 Panel	FIXED	X					63
65	1111	-25 Dry Annulus	Quad C Cont Gas Storage Sys Cabinet	FIXED					X	64
66	1111	-25 Dry Annulus	Binary Gas Panel	FIXED					X	65
67	1111	-25 Dry Annulus	Manipulator, M01 8;Serial #976	LOOSE			X			66
68	1111	-25 Dry Annulus	Differential Pressure Panel	FIXED	X					67
69	1111	-25 Dry Annulus	Quad D Filter Unit							68
70	1111	-25 Dry Annulus	Panel U01,2,3	FIXED		X				69
71	1111	-25 Dry Annulus	Flow Panel HB's	FIXED					X	70
72	1111	-25 Dry Annulus	Panel Green	FIXED				X		71
73	1111	-25 Dry Annulus	Mobile Gas Purifier	LOOSE	X					72
74	1111	-25 Dry Annulus	Helium Argon Sweep Gas Panel	FIXED					X	73
75	1111	-25 Dry Annulus	CV Rams System Vacuum Pump	FIXED		X				74
76	1111	-25 Dry Annulus	CV Hot Sump Liner 1/2" Wall						X	75
77	1111	-25 Dry Annulus	Diaphram Head Assembly from Compresr	FIXED				X		76
78	1111	-25 Dry Annulus	Diaphram Head Assembly from Compresr	FIXED				X		77
79	1111	-25 Dry Annulus	Pump and Motor	FIXED					X	78
81	1111	-40 Dry Annulus	Bottle Rack	LOOSE				X		79
82	1111	-40 Dry Annulus	Wright 3-ton Chain Hoist with Legs	LOOSE				X		80
83	1111	-40 Dry Annulus	Pump & Motor 15P03 Aurora	FIXED				X		81
84	1111	-40 Dry Annulus	Accumulator Tank	FIXED				X		82
85	1111	-40 Dry Annulus	15P01 Pump&Motor Aurora,Model E4B4	FIXED				X		83
86	1111	-40 Dry Annulus	Shield Plug for 20V07 and 20V09	LOOSE				X		84
87	1111	-44 CV Sub-Pile	Hot Sump in Sub-Pile Rm, 3/8" Wall						X	85
88	1111	-27 CV in Concr	Pipe SCH 80							86
89	1111	Dry Annulus	Check Valve, 2 ea							87
90	1111	Dry Annulus	Ball Valve, 2 ea							88
91	1111	Dry Annulus	Check Valve, 4 ea							89
92	1111	Dry Annulus	Gate Valve, 4 ea							90
93	1111	CV	Pipe SCH 80							91
94	1111	CV	Pipe SCH 80							92
95	1111	CV	Pipe SCH 40							93
96	1111	CV	Pipe SCH 80							94
97	1111	CV	Pipe SCH 80							95
98	1111	-25'	Pipe SCH 40							96
99	1111	Quad A	Pipe SCH 80							97
100	1111	-25' Dry Annuls	Pipe SCH 40							98
101	1111	-25' Dry Annuls	Pipe SCH 40							99
102	1111	-25' Dry Annuls	Pipe SCH 40							100
103	1111	-25' Dry Annuls	Pipe SCH 40							101
104	1111	-40' Dry Annuls	Pipe SCH 40							102
105	1111	Dry Annulus	Ball Valve, 2 ea							103
106	1111	Dry Annulus	Ball Valve, 4 ea							104
107	1111	Dry Annulus	Gate Valve, 3 ea							105
108	1111	Dry Annulus	Check Valve, 2 ea							106
109	1111	-15'Dry Annulus	Pipe SCH 40;16" Waste Air Line							107
110	1111	Near Reactor Tk	Pipe SCH 40, Reactor Tank Cont Air						X	108

CV RAD WASTE SHIP INFO BLDG 1111
12-17-85
09:58:49

ITEM	BLDG	LOC IN BUILDING	ITEM DESCRIPTION	SIZE	WT LBS	VOL CU FT	MATL OF CONST	RAD TOT UCI	RAD UCI/GM	PRINCIPLE ISOTOPES
111	1111	CV Bur in Concr	Containment Vessel Cont Air Pipe	L-58';D-6"	1100	14	Carb Stl Pipe	1.5E-1	3E-7	60 Co;55 Fe
112	1111	Quad A	Gate Valve	3"	41	.62	Stainless St	2.8E-1	1.5E-5	60 Co;55 Fe
113	1111	Quad A	Check Valve	3"	37	.66	Stainless St	2.9E-1	1.7E-5	60 Co;55 Fe
114	1111	Quad A	Gate Valve	4"	106	1.03	Stainless St	5.4E-2	1.1E-6	60 Co;55 Fe
115	1111	Quad A	Globe Valve, 3 ea	3"	120	2.4	Stainless St	11.1E-2	20.4E-7	60 Co;55 Fe
116	1111	Quad A	Ball Valve	3"	35	.46	Stainless St	2.3E-2	1.4E-6	60 Co;55 Fe
117	1111	Quad A	Ball Valve	6"	178	1.7	Stainless St	5.4E-2	6.6E-7	60 Co;55 Fe
118	1111	Quad A	Globe Valve	1/4"	1	.015	Stainless St	8.6E-3	1.9E-5	60 Co;55 Fe
119	1111	Quad A	Ball Valve	3/4"	1.5	.014	Stainless St	8.1E-3	1.1E-5	60 Co;55 Fe
120	1111	Quad A	Ball Valve	1"	2.5	.02	Stainless St	1.1E-2	1E-5	60 Co;55 Fe
121	1111	Quad A	Check Valve	1-1/2"	5	.02	Stainless St	1.4E-2	6.3E-6	60 Co;55 Fe
122	1111	Quad A	Globe Valve, 2 ea	1-1/2"	14	.14	Stainless St	5.4E-2	8.4E-6	60 Co;55 Fe
123	1111	Quad A	Ball Valve, 6 ea	1-1/2"	30	.18	Stainless St	8.4E-2	6E-6	60 Co;55 Fe
124	1111	Quad A	Needle Valve	3/8"	1	.0092	Stainless St	8.1E-5	1.7E-7	60 Co;55 Fe
125	1111	Quad A	Needle Valve	3/8"	1	.0046	Stainless St	8.1E-5	1.7E-7	60 Co;55 Fe
126	1111	Quad A	Ball Valve	1/2"	1	.002	Stainless St	1.6E-4	3.5E-7	60 Co;55 Fe
127	1111	Quad A	Ball Valve	1"	2.5	.02	Stainless St	3.2E-4	2.8E-7	60 Co;55 Fe
128	1111	-25' Quad A	Transfer Table with Snout Shield	L-180";W-30";H-36"	1600	1.02	SS Alum Lead	.51	7.1E-5	60 Co;55 Fe
129	1111	-25' Quad A	Track	L-50';W-1";H-4"	700	10	Stainless St	6.8	2.1E-5	60 Co;55 Fe
130	1111	-25' Quad A	Exp Gas Storage "Glub-Glub"	H-120";D-120"	15000	786	Stainless St	.54	8E-6	60 Co;55 Fe
131	1111	-25' Quad A	Cask A	H-36";D-28"	6000	25.6	SS Lead	.14	5.2E-7	60 Co;55 Fe
132	1111	-25' Quad A	Cask B	H-36";D-28"	6000	25.6	SS Lead	.14	5.2E-7	60 Co;55 Fe
133	1111	-25' Quad A	Shielded Cask A, Steel/Conc Lined	L-91";D-22"	8000	12.5	Carb St Concr	.10	2.8E07	60 Co;55 Fe
134	1111	-25' Quad A	62-01 Shielded Cask on Angle Iron	L-72";D-24"	5350	20	Carbon Steel	.13	5.4E-6	60 Co;55 Fe
135	1111	-25' Quad A	SS Shield on Angle Stand w/Cavity	L-33";D-14"	1000	6	SS Lead	.12	2.7E-6	60 Co;55 Fe
136	1111	-25' Quad A	Exp Holder Frame Angle Frame Work	L-48";W-36";H-30"	900	64	SS Alum	8	1.9E-5	60 Co;55 Fe
137	1111	-25' Quad A	Concrete Lined Drum w/Square Cavity	L-48";D-25"	1100	13.6	Crb St Concr	.58	1.2E-6	60 Co;55 Fe
138	1111	-25' Quad A	Misccl Piping; Flex Hoses, etc.	L-40';D-4	200	30	Stainless St	.03	3.1E-7	60 Co;55 Fe
139	1111	-25' Quad A	Perforated Handling Tool Rail	L-180";W-6";H-1"	60	7.5	Aluminum	.12	4.6E-5	60 Co;55 Fe
140	1111	-25' Quad A	Shielded Cask B, Stl painted [illegible]	H-91";D-20"	8000	25	Crb St Concr	1.0E-2	1E-6	60 Co;55 Fe
141	1111	-25' Quad A	Shield with Cavity (Stainless w/Lead)	H-60";D-11"	1400	5	SS Lead	.24	4.4E-5	60 Co;55 Fe
142	1111	-25' Quad A	Neutron Radiograph Stand	L-180";W-24";H-24"	100	60	Aluminum	2.7	5.9E-5	60 Co;55 Fe
143	1111	-25' Quad A	Rabbit Tray	L-36";W-18";H-4"	100	1.5	Aluminum	1	2.2E-5	60 Co;55 Fe
144	1111	-25' Quad A	Fuel Transfer Cask Open One End	L-48";W-6";H-6"	50	1	Aluminum	1.4	6E-5	60 Co;55 Fe
145	1111	-25' Quad A	Upper Grid Lifting Tool	L-36";W-8";H-12"	40	2	Stainless St	.44	2.4E-5	60 Co;55 Fe
146	1111	-27' Quad B	Pipe SCH 40 Cont Air Frm Reactor Tk	L-750';D-2"	548	4.7	Carbon Steel	4.1E-1	1.6E-6	60 Co;55 Fe
147	1111	Quad B	Pipe SCH 40 Contaminated Air	L-10';D-2-1/2"	58	.5	Carbon Steel	4.9E-2	1.9E-6	60 Co;55 Fe
148	1111	CV	Ring Header A Pipe in Quad B	L-40';D-4"	431.6	4.4	SS Pipe	1.4E-1	7.2E-7	60 Co;55 Fe
149	1111	Quad A,C,D	Quads to Ring Header Pipe	L-312";D-3"	196.8	1.7	Stainless St	6.9E-2	7.7E-7	60 Co;55 Fe
150	1111	Quad B	Globe Valve	2-1/2"	18	.20	Stainless St	7.5E-3	9.2E-7	60 Co;55 Fe
151	1111	-25' Quad B	#9 Valve Westinghouse Hot Cave	L-67";W-22";H-9.5"	475	8	Stainless St	.25	1.2E-6	60 Co;55 Fe
152	1111	-25' Quad B	#47 8" Gate Valve, 15V19	L-30;D-6	275	1	Carbon Steel	4.9E-2	3.9E-7	60 Co;55 Fe
153	1111	-25' Quad B	#55 Miscellaneous Piping	L-480";D-4"	180	35	Stainless St	.20	2.4E-6	60 Co;55 Fe
154	1111	-25' Quad B	#65 HT-2-C	W-12";D-18"	250	1.5	Stainless St	2.9	2.6E-5	60 Co;55 Fe
155	1111	-25' Quad B	#66 Cable Drive Assy in Alum Hsg	L-48;W-6;H-18	40	8	SS Alum	.51	2.8E-5	60 Co;55 Fe
156	1111	-25' Quad B	#53 Lead Shield w/Angle Iron Frame	L-66;W-83;H-30	2700	16	Carb St Lead	.12	9.5E-8	60 Co;55 Fe
157	1111	-25' Quad B	#54 15 Underwater Lights	H-12";D-18"	225	15	Gls Chrm Brss	.75	112.5E-6	60 Co;55 Fe
158	1111	-25' Quad B	#56 Valve 29V83	L-9;W-9;H-22;4"	106	1.03	Stainless St	5.5E-2	1.5E-6	60 Co;55 Fe
159	1111	-25' Quad B	#61 Underwater Cart with Holders	L-72";W-60";H-18"	750	45	SS Alum Plst	13.6	4E-5	60 Co;55 Fe
160	1111	-25' Quad B	#62 Neutron Radiograph Assy	L-240";W-18";H-36"	400	90	Aluminum	87.9	4.8E-4	60 Co;55 Fe
161	1111	-25' Quad B	#63 Aluminum "H" Beam Fixture	L-144";W-3";H-4"	100	6	Aluminum	2	4.4E-4	60 Co;55 Fe
162	1111	-25' Quad B	#64 Lifting Fixture Painted White	L-96;W-48;D-6	600	15	Carbon Steel	6.5E-2	2.4E-7	60 Co;55 Fe
163	1111	-25' Quad B	#57 Flex Hose, 2" IPS	L-360";D-3"	100	18	Stainless St	.18	4.1E-6	60 Co;55 Fe
164	1111	-25' Quad B	#58 Sprocket and Chain	L-36";W-24";H-18"	100	9	Stainless St	.4	8.9E-6	60 Co;55 Fe

CV RAD WASTE SHIP INFO BLDG 1111
12-17-85
11:46:50

ITEM	BLDG	LOC IN BUILDING	ITEM DESCRIPTION	NOTES	NOTES CONTINUED	ADDITIONAL NOTES	FINAL NOTES
111	1111	CV Bur in Conor	Containment Vessel Cont Air Pipe	Fixed;93431.04 sq cm surface;	Buried in Concrete;18 ur;3300	sys	
112	1111	Quad A	Gate Valve	1100 sys;11V14;15000 d/m;4218	sq cm fixed		
113	1111	Quad A	Check Valve	1100 Sys;11V13;15000 d/m;4334	sq cm fixed		
114	1111	Quad A	Gate Valve	1800 sys;18V92;100 ur;6153 sq	cm fixed		
115	1111	Quad A	Globe Valve, 3 ea	1800 sys;18V151,-165,-166;80	ur;5211 sq cm fixed		
116	1111	Quad A	Ball Valve	1800 sys;18V150;80 ur;3341 sq	cm fixed		
117	1111	Quad A	Ball Valve	1800 sys;18V160;75 ur;8075 sq	cm fixed		
118	1111	Quad A	Globe Valve	2000 sys;20V136;320 ur;325 sq	cm fixed		
119	1111	Quad A	Ball Valve	2000 sys;20V141;300 ur;338 sq	cm fixed		
120	1111	Quad A	Ball Valve	2000 sys;20V127;320 ur;428 sq	cm fixed		
121	1111	Quad A	Check Valve	2000 sys;20V128;320 ur;551 sq	cm fixed		
122	1111	Quad A	Globe Valve, 2 ea	2000 sys;20V64,-65;300 ur;1044	sq cm fixed		
123	1111	Quad A	Ball Valve, 6 ea	2000 sys;20V135,-137,-138,-139	-140,-127;320 ur;538 sq cm	fixed	
124	1111	Quad A	Needle Valve	3300 sys;33V87;9 ur;180 sq cm	fixed		
125	1111	Quad A	Needle Valve	3300 sys;33V84;9 ur;180 sq cm	fixed		
126	1111	Quad A	Ball Valve	3300 sys;33V94;9 ur;238 sq cm	fixed		
127	1111	Quad A	Ball Valve	3300 sys;33V93;9 ur;428 sq cm	fixed		
128	1111	-25' Quad A	Transfer Table with Snout Shield	Loose;284,259.6 sq cm;2 mr/hr			
129	1111	-25' Quad A	Track	Fixed;38751.6 sq cm;2 mr/hr			
130	1111	-25' Quad A	Exp Gas Storage "Glub-Glub"	Loose;303101.56 sq cm;2 mr/hr			
131	1111	-25' Quad A	Cask A	Loose;15886.44 sq cm;1 mr/hr			
132	1111	-25' Quad A	Cask B	Loose;15886.44 sq cm;1 mr/hr			
133	1111	-25' Quad A	Shielded Cask A, Steel/Conc Lined	Loose;11458.56 sq cm;1 mr/hr			
134	1111	-25' Quad A	62-01 Shielded Cask on Angle Iron	Loose;73509.44 sq cm;2 mr/hr			
135	1111	-25' Quad A	SS Shield on Angle Stand w/Cavity	Loose;13961.37 sq cm;1 mr/hr			
136	1111	-25' Quad A	Exp Holder Frame Angle Frame Work	Loose;89184 sq cm;1 mr/hr			
137	1111	-25' Quad A	Concrete Lined Drum w/Square Cavity	Loose;6443.54 sq cm;1 mr/hr			
138	1111	-25' Quad A	Misccl Piping; Flex Hoses, etc.	Loose;[illegible] sq cm;[illegible] d/m	beta-gamma;<1 d/m alpha		
139	1111	-25' Quad A	Perforated Handling Tool Rail	Loose;13932 sq cm;1 mr/hr			
140	1111	-25' Quad A	Shielded Cask B, Stl painted conc	Loose;11458.56 sq cm;38 ur/hr			
141	1111	-25' Quad A	Shield with Cavity (ring w/cables)	Loose;23971.04 sq cm;26000c/m;	26000 d/m		
142	1111	-25' Quad A	Neutron Radiograph Stand	Loose;30192.5 sq cm;1 mr/hr			
143	1111	-25' Quad A	Rabbit Tray	Loose;11145.6 sq cm;1 mr/hr			
144	1111	-25' Quad A	Fuel Transfer Cask Open One End	Loose;7662.6 sq cm;2 mr/hr			
145	1111	-25' Quad A	Upper Grid Lifting Tool	Loose;4953.6 sq cm;1 mr/hr			
146	1111	-27' Quad B	Pipe SCH 40 Cont Air Frm Reactor Tk	100'Buried in Concrete;80 ur/	hr;57783 sq cm per 100';3300	sys	
147	1111	Quad B	Pipe SCH 40 Contaminated Air	Buried in concrete;80 ur/hr;	6985 sq cm;3300 sys		
148	1111	CV	Ring Header & Pipe in Quad B	Fixed;39205.07 sq cm surface;	Buried in concrete;40 ur/hr;	3300 sys	
149	1111	Quad A,C,D	Quads to Ring Header Pipe	Fixed;19372.13 sq cm surface;	Buried in concrete;40 ur/hr;	3300 sys	
150	1111	Quad B	Globe Valve	2000 sys;20V66;40 ur;2115 sq	cm fixed		
151	1111	-25' Quad B	#9 Valve Westinghouse Hot Cave	Loose;23120.02 sq cm;120 ur			
152	1111	-25' Quad B	#47 8" Gate Valve, 15V19	Loose;40 ur;13622 sq cm fixed			
153	1111	-25' Quad B	#55 Miscellaneous Piping	Loose;43774.48 sq cm;50 ur/hr;	This piping is loose and not	part of a system.	
154	1111	-25' Quad B	#65 HT-2-C	Loose;7659.47 sq cm;4200 ur/hr			
155	1111	-25' Quad B	#66 Cable Drive Assy in Alum Hsg	Loose;14860.8 sq cm;380 ur/hr			
156	1111	-25' Quad B	#53 Lead Shield w/Angle Iron Frame	Loose;32353.2 sq cm each sheet	40 ur/hr		
157	1111	-25' Quad B	#54 15 Underwater Lights	Loose;3738.53 sq cm each light	150 ur/hr; 15 lights		
158	1111	-25' Quad B	#56 Valve 29V83	Loose;6153.3 sq cm;100 ur/hr			
159	1111	-25' Quad B	#61 Underwater Cart with Holders	Loose;75156.1 sq cm;2 mr/hr			
160	1111	-25' Quad B	#62 Neutron Radiograph Assy	Loose;195090 sq cm;5000 ur/hr			
161	1111	-25' Quad B	#63 Aluminum "H" Beam Fixture	Loose;22296 sq cm;20000 c/m =	~200000 d/m		
162	1111	-25' Quad B	#64 Lifting Fixture Painted White	Loose;40611.12 sq cm;18 ur/hr			
163	1111	-25' Quad B	#57 Flex Hose, 2" IPS	Loose;25528.9 sq cm;80 ur/hr			
[illegible]	1111	-25' Quad B	#58 Sprocket and Chain	Loose;25077.6 sq cm;180 ur/hr			

CV RAD WASTE SHIP INFO BLDG 1111
12-17-85
12:35:15

ITEM	BLDG	LOC IN BUILDING	ITEM DESCRIPTION	FIXED OR LOOSE	CLEAN SCRAP	CLEAN SALVAGE	CONT SALV LICENSEE	CONT DECON	CONT RAD WASTE	REC#
111	1111	CV Bur in Concr	Containment Vessel Cont Air Pipe							
112	1111	Quad A	Gate Valve						X	109
113	1111	Quad A	Check Valve							110
114	1111	Quad A	Gate Valve							111
115	1111	Quad A	Globe Valve, 3 ea							112
116	1111	Quad A	Ball Valve							113
117	1111	Quad A	Ball Valve							114
118	1111	Quad A	Globe Valve							115
119	1111	Quad A	Ball Valve							116
120	1111	Quad A	Ball Valve							117
121	1111	Quad A	Check Valve							118
122	1111	Quad A	Globe Valve, 2 ea							119
123	1111	Quad A	Ball Valve, 6 ea							120
124	1111	Quad A	Needle Valve							121
125	1111	Quad A	Needle Valve							122
126	1111	Quad A	Ball Valve							123
127	1111	Quad A	Ball Valve							124
128	1111	-25' Quad A	Transfer Table with Snout Shield	FIXED					X	125
129	1111	-25' Quad A	Track	FIXED					X	126
130	1111	-25' Quad A	Exp Gas Storage "Glub-Glub"	LOOSE					X	127
131	1111	-25' Quad A	Cask A	LOOSE				X		128
132	1111	-25' Quad A	Cask B	LOOSE					X	129
133	1111	-25' Quad A	Shielded Cask A, Steel/Conc Lined	LOOSE					X	130
134	1111	-25' Quad A	62-01 Shielded Cask on Angle Iron	LOOSE					X	131
135	1111	-25' Quad A	SS Shield on Angle Stand w/Cavity	LOOSE					X	132
136	1111	-25' Quad A	Exp Holder Frame Angle Frame Work	LOOSE					X	133
137	1111	-25' Quad A	Concrete Lined Drum w/Square Cavity	LOOSE					X	134
138	1111	-25' Quad A	Miscel Piping; Flex Hoses, etc.	LOOSE					X	135
139	1111	-25' Quad A	Perforated Handling Tool Rail	LOOSE					X	136
140	1111	-25' Quad A	Shielded Cask B, Stl painted conc	LOOSE					X	137
141	1111	-25' Quad A	Shield with Cavity (ring w/cables)	LOOSE					X	138
142	1111	-25' Quad A	Neutron Radiograph Stand	LOOSE					X	139
143	1111	-25' Quad A	Rabbit Tray	LOOSE					X	140
144	1111	-25' Quad A	Fuel Transfer Cask Open One End	LOOSE					X	141
145	1111	-25' Quad A	Upper Grid Lifting Tool	LOOSE					X	142
146	1111	-27' Quad B	Pipe SCH 40 Cont Air Frm Reactor Tk						X	143
147	1111	Quad B	Pipe SCH 40 Contaminated Air							144
148	1111	CV	Ring Header & Pipe in Quad B							145
149	1111	Quad A,C,D	Quads to Ring Header Pipe							146
150	1111	Quad B	Globe Valve							147
151	1111	-25' Quad B	#9 Valve Westinghouse Hot Cave							148
152	1111	-25' Quad B	#47 8" Gate Valve, 15V19							149
153	1111	-25' Quad B	#55 Miscellaneous Piping							150
154	1111	-25' Quad B	#65 HT-2-C	LOOSE						151
155	1111	-25' Quad B	#66 Cable Drive Assy in Alum Bag	LOOSE					X	152
156	1111	-25' Quad B	#53 Lead Shield w/Angle Iron Frame	LOOSE					X	153
157	1111	-25' Quad B	#54 15 Underwater Lights	LOOSE				X		154
158	1111	-25' Quad B	#56 Valve 29V83						X	155
159	1111	-25' Quad B	#61 Underwater Cart with Holders	LOOSE						156
160	1111	-25' Quad B	#62 Neutron Radiograph Assy	LOOSE					X	157
161	1111	-25' Quad B	#63 Aluminum "H" Beam Fixture	LOOSE					X	158
162	1111	-25' Quad B	#64 Lifting Fixture Painted White	LOOSE					X	159
163	1111	-25' Quad B	#57 Flex Hose, 2" IPS	LOOSE				X		160
164	1111	-25' Quad B	#58 Sprocket and Chain	LOOSE					X	161
								X		162

CV RAD WASTE SHIP INFO BLDG 1111
12-17-85
09:58:49

ITEM	BLDG	LOC IN BUILDING	ITEM DESCRIPTION	SIZE	WT LBS	VOL CU FT	MATL OF CONST	RAD TOT UCI	RAD UCI/GM	PRINCIPLE ISOTOPES
165	1111	-25' Quad B	#59 Cabinet Control	L-72;W-36;H-24	200	36	Alum Carb St	.12	1.3E-6	60 Co;55 Fe
166	1111	-25' Quad B	#60 Orange Drum FCW Sys Instr Ins	H-34.5;D-22.5	180	7.2	SS Carb Steel	.56	6.9E-6	60 Co;55 Fe
167	1111	-25' Quad B	#49 LC35 Cask	L-10;W-10;H-13	150	1	Carb St Lead	.006	9.1E-8	60 Co;55 Fe
168	1111	-25' Quad B	#50 Cask	L-10;W-10;H-13	150	1	Carb St Lead	.006	9.1E-8	60 Co;55 Fe
169	1111	-25' Quad B	#51 3 ea;Filter Tanks Resin System	H-38";D-15"	225	12	Carbon Steel	.03	12.9E-7	60 Co;55 Fe
170	1111	-25' Quad B	#52 Resin Tank "Aquaneering" Green	H-60";D-30"	250	22	Carbon Steel	.05	4.1E-7	60 Co;55 Fe
171	1111	-25' Quad B	#1 Cable Housing Assembly	L-48";W-24";H-12"	40	8	SS Aluminum	5.3E-6	7.3E-12	60 Co;55 Fe
172	1111	-25' Quad B	#2 Laboratory Oven "Labline"	L-19";W-19";H-24"	60	5	Carbon Steel	.13	5E-6	60 Co;55 Fe
173	1111	-25' Quad B	#3 Lead Shield	L-27";W-24";H-7"	400	2.7	Carb St Lead	3.3E-5	1.8E-10	60 Co;55 Fe
174	1111	-25' Quad B	#4 Steel Shield Plug	L-46";W-46";H-9"	5396	12	Carbon Steel	.17	7.2E-8	60 Co;55 Fe
175	1111	-25' Quad B	#5 Tube Seal Assembly Through Tube	D-13"	40	1	SS Plas Rubbr	2.9E-2	1.6E-6	60 Co;55 Fe
176	1111	-25' Quad B	#6 Through Tube Seal Assembly	H-6-1/2";D-19"	60	1.5	SS Plas Rubbr	.16	6E-6	60 Co;55 Fe
177	1111	-25' Quad B	#7 Beam Tube Seal Assembly	H-4-1/2";D-11"	40	1	SS Plas Rubbr	.12	6.4E-6	60 Co;55 Fe
178	1111	-25' Quad B	#8 Through Tube Seal Assembly	H-6-1/2";D-19"	60	1.5	SS Plas Rubbr	3.9E-2	1.4E-6	60 Co;55 Fe
179	1111	-25' Quad B	#48 LC6 Cask	H-16";D-9"	125	1.5	Carb St Lead	1.6E-2	2.8E-7	60 Co;55 Fe
180	1111	-25' Quad B	#10 3 each Hydraulic Actuators	L-93";W-18";H-6"	900	18	SS Alum Cb St	1.74	12.9E-6	60 Co;55 Fe
181	1111	-25' Quad B	#11 4 each Reg Rod Hydr Hoses	L-120";D-1-1/2"	340	12	SS Rubber	.48	12.8E-6	60 Co;55 Fe
182	1111	-25' Quad B	#12 6 each Beam Plug Assemblies	D-9"	900	12	SS Aluminum	See Notes	See Notes	60 Co;55 Fe
183	1111	-25' Quad B	#13 Control Cab EXP 62-05 & Piping	L-79";W-41";H-24"	250	45	Carbon Steel	.36	3.1E-6	60 Co;55 Fe
184	1111	-25' Quad B	#14 HT-1C Hand Valve Extention	L-72"D-1-1/2"	60	2	Alum Carb St	.02	9.2E-7	60 Co;55 Fe
185	1111	-25' Quad B	#15 10 ea Shim Rod Act & Elec Motor	L-72";W-8";H-8"	1750	30	SS Al Crb St	295	37E-4	60 Co;55 Fe
186	1111	-25' Quad B	#16 3 Each Flanges	D-19"	300	12	Stainless St	11.7E-3	26.1E-8	60 Co;55 Fe
186	1111	-25' Quad B	HB-2, Misol Piping MUR Hardware		30	12	Stainless St	1.0E-2	7.8E-7	60 Co;55 Fe
187	1111	-25' Quad B	#17 4 Drums Labeled "VAFT Parts"	L-60";D-22-1/2	1000	64	SS Alum Cb St	17.2	15.2E-6	60 Co;55 Fe
188	1111	-25' Quad B	#18 26 each Dummy Fuel Elements	L-25;W-3;H-3	260	104	SS Aluminum	75.4	163.8E-4	60 Co;55 Fe
189	1111	-25' Quad B	#19 Horizontal Lead Shield Assembly	L-36";D-12"	500	2.5	Lead	.21	9.4E-7	60 Co;55 Fe
190	1111	-25' Quad B	#20 55 gal Yellow Drum	H-34-1/2";D-22-1/2"	150	7.2	Carbon Steel	18.8	2.8E-4	60 Co;55 Fe
191	1111	-25' Quad B	#21 Pearless Water Pump	L-20;W-10;H-18	30	2	Carbon Steel	.10	7.6E-6	60 Co;55 Fe
192	1111	-25' Quad B	#22 Precision Balance	L-16;W-12;H-18	30	2	SS Al Cb St B	.62	4.6E-5	60 Co;55 Fe
193	1111	-25' Quad B	#23 Precision Balance	L-16;W-12;H-18	20	2	SS Al Plastic	.08	8.6E-6	60 Co;55 Fe
194	1111	-25' Quad B	#24 Cabinet 2 Door Metal Storage	L-18;W-36;H-72	40	27	Carbon Steel	1.6	8.7E-5	60 Co;55 Fe
195	1111	-25' Quad B	#25 Fabricated Electron Emitter	L-12";D-6"	5	.25	SS Aluminum	.001	6.4E-7	60 Co;55 Fe
196	1111	-25' Quad B	#26 Precision Balance	H-20";D-14"	30	1.5	SS Al Cb St P	.01	9.5E-7	60 Co;55 Fe
197	1111	-25' Quad B	#27 Precision BAlance	H-20";D-14"	30	1.5	SS Al Cb St P	.008	5.7E-7	60 Co;55 Fe
198	1111	-25' Quad B	#28 Specimen Tensile Test Oven	L-16";W-16";H-21"	100	3.5	SS Cb St Copp	.05	1.1E-6	60 Co;55 Fe
199	1111	-25' Quad B	#29 Two Door Metal Storage Cabinet	L-72";W-36";H-18"	40	27	Carbon Steel	.21	1.2E-5	60 Co;55 Fe
200	1111	-25' Quad B	#30 Yellow 50 gal Drum, Lead Sheet	H-34-1/2";D-22-1/2"	600	7.2	Carb St Lead	.11	4.1E-7	60 Co;55 Fe
201	1111	-25' Quad B	#31 "Delta" Drill Press	L-30";W-28";H-36"	125	17.5	Carbon Steel	.02	4.0E-7	60 Co;55 Fe
202	1111	-25' Quad B	#32 Lead Shielded Inst Cab w/Piping	L-62";W-20";H-25"	500	18	SS Cb St Lead	.08	3.4E-7	60 Co;55 Fe
203	1111	-25' Quad B	#33 Centrifuge	H-36";D-30"	250	15	SS Carb St	.08	7.1E-7	60 Co;55 Fe
204	1111	-25' Quad B	#34 Centrifuge	H-36";D-30"	250	15	SS Carb St	.17	1.5E-6	60 Co;55 Fe
205	1111	-25' Quad B	#35 Orange Drum	H-30";D-18-1/4"	100	7.2	SS AL Crb St	1.2	2.6E-5	60 Co;55 Fe
206	1111	-25' Quad B	#36 Yellow Drum 55 gal	H-34-1/2";D-22-1/2"	150	7.2	SS AL Crb St	.71	1.0E-5	60 Co;55 Fe
207	1111	-25' Quad B	#37 Cask-Lead Filled	L-31;W-25;H-34	1800	16	Carb St Lead	.31	3.8E-7	60 Co;55 Fe
208	1111	-25' Quad B	#38 Reactor Core Measuring Tool	L-49;W-9;H-9	60	3	SS Alum	.15	5.6E-6	60 Co;55 Fe
209	1111	-25' Quad B	#39 Misc Gauge Panels, 3 ea	L-48;W-24	90	6	SS Alum Cb St	.12	9E-6	60 Co;55 Fe
210	1111	-25' Quad B	#40 Orange Drum, Pump House Parts	H-30";D-18-1/4	100	7.2	SS Alum Cb St	.13	2.9E-6	60 Co;55 Fe
211	1111	-25' Quad B	#41 Spare Upper Grid Assembly	L-36;W-15;H-5	40	1.5	Aluminum	.08	4.6E-6	60 Co;55 Fe
212	1111	-25' Quad B	#42 Cadmium Section Holding Contain	L-39;W-26;H-6	15	2	Aluminum	.06	8.4E-6	60 Co;55 Fe
213	1111	-25' Quad B	#43 UWER Window Housing	L-45;W-42;H-36	2000	48	Carbon Steel	.02	2.3E-7	60 Co;55 Fe
214	1111	-25' Quad B	#44 Shielding Plug	L-48";D-24"	2500	12.5	Alum Lead	.02	2.1E-8	60 Co;55 Fe
215	1111	-25' Quad B	Neutron Diff Exp Shielding 63-09		123283		Steel Alum	6.8	1.2E-7	60 Co;55 Fe
216	1[illegible]	-25' Quad B	Platform Around Shielding Area		4[illegible]		Steel WF Beam	2.5	1.3E-6	60 Co;55 Fe
217	[illegible]	25' Quad B	#45 Exp 63-04 End Cover	L-24";D-21"	8[illegible]	.8	Stainless St	5.5E-2	1.5E-6	60 Co;55 Fe

CV RAD WASTE SHIP INFO BLDG 1111
12-17-85
11:46:50

ITEM	BLDG	LOC IN BUILDING	ITEM DESCRIPTION	NOTES	NOTES CONTINUED	ADDITIONAL NOTES	FINAL NOTES
165	1111	-25' Quad B	#59 Cabinet Control	Fixed;66873.6 sq cm;20 ur/hr			
166	1111	-25' Quad B	#60 Orange Drum PCW Sys Instr Ins	Loose;20858.5 sq cm;300 ur/hr			
167	1111	-25' Quad B	#49 LC35 Cask	Loose;4644 sq cm;15 ur/hr			
168	1111	-25' Quad B	#50 Cask	Loose;4644 sq cm;15 ur/hr			
169	1111	-25' Quad B	#51 3 ea;Filter Tanks Resin System	Loose;4070.33 sq cm each;40	ur/hr;3 tanks		
170	1111	-25' Quad B	#52 Resin Tank "Aqueneering" Green	Loose;14773.37 sq cm;35 ur/hr			
171	1111	-25' Quad B	#1 Cable Housing Assembly	Loose;14860.8 sq cm;80 ur/hr			
172	1111	-25' Quad B	#2 Laboratory Oven "Lablins"	Loose;15196.2 sq cm;100 ur/hr			
173	1111	-25' Quad B	#3 Lead Shield	Loose;33436.8 sq cm;220 ur/hr			
174	1111	-25' Quad B	#4 Steel Shield Plug	Loose;32637 sq cm;60 ur/hr			
175	1111	-25' Quad B	#5 Tube Seal Assembly Through Tube	Loose;2173.24 sq cm;150 ur/hr			
176	1111	-25' Quad B	#6 Through Tube Seal Assembly	Loose;4331.28 sq cm;420 ur/hr			
177	1111	-25' Quad B	#7 Beam Tube Seal Assembly	Loose;1615.99 sq cm;800 ur/hr			
178	1111	-25' Quad B	#8 Through Tube Seal Assembly	Loose;4331.28 sq cm;100 ur/hr			
179	1111	-25' Quad B	#48 LC6 Cask	Loose;1273.02 sq cm;150 ur/hr			
180	1111	-25' Quad B	#10 3 each Hydraulic Actuators	Loose;21594.6 sq cm;300 ur;3	pieces		
181	1111	-25' Quad B	#11 4 each Reg Rod Hydr Hoses	Loose;4582.34 sq cm each;300	ur/hr;4 pieces		
182	1111	-25' Quad B	#12 6 each Beam Plug Assemblies	Loose;18875.28sqcm(2ea)=.2uCi,	2.9E-6 gm;13540.96 sqcm(2ea)=	.14 uCi,2.1E-6 gm;10669sqcm(2	ea)=.11 uCi,1.7E-6 gm,120 ur
183	1111	-25' Quad B	#13 Control Cab EXP 62-05 & Piping	Loose;78935.1 sq cm;50 ur/hr			
184	1111	-25' Quad B	#14 HT-1C Hand Valve Extention	Loose;2770.27 sq cm;100 ur/hr			
185	1111	-25' Quad B	#15 10 ea Shim Rod Act & Elec Motor	Loose;148660.8 sq cm each;2200	ur/hr;10 pieces		
186	1111	-25' Quad B	#16 3 Each Flanges	Loose;3657.52 sq cm;12 mr/hr			
186	1111	-25' Quad B	HB-2, Misel Piping MIR Hardware	Loose;12 mr/hr;9847.95 sq cm			
187	1111	-25' Quad B	#17 4 Drums Labeled "VAFT Parts"	Loose;32067.24 sq cm;150 ur/hr	Standard 55 gal Drums welded		
188	1111	-25' Quad B	#18 26 each Dummy Fuel Elements	Loose;2128.5 sq cm each;15 mr	~3500 ur/hr;26 pieces		
189	1111	-25' Quad B	#19 Horizontal Lead Shield Assembly	Loose;9483.18 sq cm;250 ur/hr			
190	1111	-25' Quad B	#20 55 gal Yellow Drum	Loose;20858.50 sq cm;10 mr/hr			
191	1111	-25' Quad B	#21 Pearlass Water Pump	Loose;9546 sq cm;120 ur/hr			
192	1111	-25' Quad B	#22 Precision Balance	Loose;8668.8 sq cm;800 ur/hr			
193	1111	-25' Quad B	#23 Precision Balance	Loose;8668.8 sq cm;100 ur/hr			
194	1111	-25' Quad B	#24 Cabinet 2 Door Metal Storage	Loose;58514.4 sq cm;300 ur/hr			
195	1111	-25' Quad B	#25 Fabricated Electron Emitter	Loose;805.4 sq cm;20 ur/hr			
196	1111	-25' Quad B	#26 Precision Balance	Loose 2865.40 sq cm;50 ur/hr			
197	1111	-25' Quad B	#27 Precision Balance	Loose;2865.40 sq cm; 30 ur/hr			
198	1111	-25' Quad B	#28 Specimen Tensile Test Oven	Loose;10939.2 sq cm;50 ur/hr			
199	1111	-25' Quad B	#29 Two Door Metal Storage Cabinet	Loose;58514.4 sq cm;40 ur/hr			
200	1111	-25' Quad B	#30 Yellow 50 gal Drum, Lead Sheet	Loose;20858.5 sq cm;60 ur/hr			
201	1111	-25' Quad B	#31 "Delta" Drill Press	Loose;8430.1 sq cm;30 ur/hr			
202	1111	-25' Quad B	#32 Lead Shielded Inst Cab w/Piping	Loose;42441 sq cm;20 ur/hr			
203	1111	-25' Quad B	#33 Centrifuge	Loose;31002.87 sq cm;29 ur/hr			
204	1111	-25' Quad B	#34 Centrifuge	Loose;31002.87 sq cm;60 ur/hr			
205	1111	-25' Quad B	#35 Orange Drum	Loose;14468.61 sq cm;900 ur/hr			
206	1111	-25' Quad B	#36 Yellow Drum 55 gal	Loose;20858.50 sq cm;380 ur/hr			
207	1111	-25' Quad B	#37 Cask-Lead Filled	Loose;34559.1 sq cm;100 ur/hr			
208	1111	-25' Quad B	#38 Reactor Core Measuring Tool	Loose;6733.8 sq cm;250 ur/hr			
209	1111	-25' Quad B	#39 Misc Gauge Panels, 3 ea	Loose;7430.4 sq cm;60 ur/hr;3	panels		
210	1111	-25' Quad B	#40 Orange Drum, Pump House Parts	Loose;14468.61 sq cm;100 ur/hr			
211	1111	-25' Quad B	#41 Spare Upper Grid Assembly	Loose;10255.5 sq cm;90 ur/hr			
212	1111	-25' Quad B	#42 Cadmium Section Holding Contain	Loose;18111.6 sq cm;35 ur/hr			
213	1111	-25' Quad B	#43 UMER Window Housing	Loose;64783.8 sq cm;35 ur/hr			
214	1111	-25' Quad B	#44 Shielding Plug	Loose;6537.03 sq cm;40 ur/hr			
215	1111	-25' Quad B	Neutron Diff Exp Shielding 63-09	Shielding consists of 31 prts	varying geo sizes & wts;see	CF751263;Fixed;1902182 sq cm	surface;40 ur/hr
216	1111	-25' Quad B	Platform Around Shielding Area	Work Platform around 63-09 exp	fixed;718891 sq cm;40 ur/hr		
217	1111	-25' Quad B	#46 Exp 63-04 End Cover	Loose;12446.7 sq cm;50 ur			

CV RAD WASTE SHIP INFO BLDG 1111
12-17-85
12:35:15

ITEM	BLDG	LOC IN BUILDING	ITEM DESCRIPTION	FIXED OR LOOSE	CLEAN SCRAP	CLEAN SALVAGE	CONT SALV LICENSEE	CONT DECON	CONT RAD WASTE	REC#
165	1111	-25' Quad B	#59 Cabinet Control	FIXED		X				163
166	1111	-25' Quad B	#60 Orange Drum PCW Sys Instr Ins	LOOSE				X		164
167	1111	-25' Quad B	#49 LC35 Cask	LOOSE				X		165
168	1111	-25' Quad B	#50 Cask	LOOSE				X		166
169	1111	-25' Quad B	#51 3 ea;Filter Tanks Resin System	LOOSE				X		167
170	1111	-25' Quad B	#52 Resin Tank "Aquaneering" Green	LOOSE				X		168
171	1111	-25' Quad B	#1 Cable Housing Assembly	LOOSE				X		169
172	1111	-25' Quad B	#2 Laboratory Oven "Lahline"	LOOSE				X		170
173	1111	-25' Quad B	#3 Lead Shield	LOOSE			X			171
174	1111	-25' Quad B	#4 Steel Shield Plug	LOOSE			X			172
175	1111	-25' Quad B	#5 Tube Seal Assembly Through Tube	LOOSE				X		173
176	1111	-25' Quad B	#6 Through Tube Seal Assembly	LOOSE				X		174
177	1111	-25' Quad B	#7 Beam Tube Seal Assembly	LOOSE				X		175
178	1111	-25' Quad B	#8 Through Tube Seal Assembly	LOOSE				X		176
179	1111	-25' Quad B	#48 LC6 Cask	LOOSE				X		177
180	1111	-25' Quad B	#10 3 each Hydraulic Actuators	LOOSE				X		178
181	1111	-25' Quad B	#11 4 each Reg Rod Hydr Hoses	LOOSE				X		179
182	1111	-25' Quad B	#12 6 each Beam Plug Assemblies	LOOSE			X			180
183	1111	-25' Quad B	#13 Control Cab EXP 62-05 & Piping	LOOSE	X					181
184	1111	-25' Quad B	#14 HT-1C Hand Valve Extention	LOOSE			X			182
185	1111	-25' Quad B	#15 10 ea Shim Rod Act & Elec Motor	LOOSE				X		183
186	1111	-25' Quad B	#16 3 Each Flanges	LOOSE				X		184
186	1111	-25' Quad B	HB-2, Misel Piping MUR Hardware						X	185
187	1111	-25' Quad B	#17 4 Drums Labeled "VAFT Parts"	LOOSE				X		186
188	1111	-25' Quad B	#18 26 each Dummy Fuel Elements	LOOSE				X		187
189	1111	-25' Quad B	#19 Horizontal Lead Shield Assembly	LOOSE				X		188
190	1111	-25' Quad B	#20 55 gal Yellow Drum	LOOSE				X		189
191	1111	-25' Quad B	#21 Peerless Water Pump	LOOSE			X			190
192	1111	-25' Quad B	#22 Precision Balance	LOOSE				X		191
193	1111	-25' Quad B	#23 Precision Balance	LOOSE				X		192
194	1111	-25' Quad B	#24 Cabinet 2 Door Metal Storage	LOOSE				X		193
195	1111	-25' Quad B	#25 Fabricated Electron Emitter	LOOSE				X		194
196	1111	-25' Quad B	#26 Precision Balance	LOOSE				X		195
197	1111	-25' Quad B	#27 Precision BAlance	LOOSE				X		196
198	1111	-25' Quad B	#28 Specimen Tensile Test Oven	LOOSE				X		197
199	1111	-25' Quad B	#29 Two Door Metal Storage Cabinet	LOOSE				X		198
200	1111	-25' Quad B	#30 Yellow 50 gal Drum, Lead Sheet	LOOSE			X			199
201	1111	-25' Quad B	#31 "Delta" Drill Press	LOOSE				X		200
202	1111	-25' Quad B	#32 Lead Shielded Inst Cab w/Piping	LOOSE			X			201
203	1111	-25' Quad B	#33 Centrifuge	LOOSE			X			202
204	1111	-25' Quad B	#34 Centrifuge	LOOSE			X			203
205	1111	-25' Quad B	#35 Orange Drum	LOOSE				X		204
206	1111	-25' Quad B	#36 Yellow Drum 55 gal	LOOSE				X		205
207	1111	-25' Quad B	#37 Cask-Lead Filled	LOOSE				X		206
208	1111	-25' Quad B	#38 Reactor Core Measuring Tool	LOOSE				X		207
209	1111	-25' Quad B	#39 Misc Gauge Panels, 3 ea	LOOSE			X			208
210	1111	-25' Quad B	#40 Orange Drum, Pump House Parts	LOOSE				X		209
211	1111	-25' Quad B	#41 Spare Upper Grid Assembly	LOOSE				X		210
212	1111	-25' Quad B	#42 Cadmium Section Holding Contain	LOOSE				X		211
213	1111	-25' Quad B	#43 UMER Window Housing	LOOSE			X			212
214	1111	-25' Quad B	#44 Shielding Plug	LOOSE			X			213
215	1111	-25' Quad B	Neutron Diff Exp Shielding 63-09	FIXED			X			214
216	1111	-25' Quad B	Platform Around Shielding Area	FIXED			X			215
217	1111	-25' Quad B	#45 Exp 63-04 End Cover	LOOSE				X		216

CV RAD WASTE SHIP INFO BLDG 1111
12-17-85
09:58:49

ITEM	BLDG	LOC IN BUILDING	ITEM DESCRIPTION	SIZE	WT LBS	VOL CU FT	MATL OF CONST	RAD TOT UCI	RAD UCI/GM	PRINCIPLE ISOTOPES
218	1111	-25' Quad B	#46 Steel Support Stand	L-104";W-33";H-43"	3500	85	Carbon Steel	2.5E-1	1.6E-7	60 Co;55 Fe
219	1111	Quad B	HB-5 Plug	L-148;D-15	124.9	3.9	Aluminum	3.9	6.9E-5	60 Co;55 Fe
220	1111	Quad B	HB-4 Plug	L-148;D-15	128	3.9	Aluminum	4	6.8E-5	60 Co;55 Fe
221	1111	Quad B	Thermal Column Liner	L-140";D-53"	10589	185.5	SS Concrete	5.9E1	1.2E-5	60 Co;55 Fe
222	1111	Quad B	Steel Shot Inside Beem Hole Adapter		12150	46.6	Iron Shot	1E1	1.8E-6	60 Co;55 Fe
223	1111	Quad B	HB-6 Thimble	L-150";D-24"	466	40	Aluminum	1.9E1	9.2E-5	60 Co;55 Fe
224	1111	Quad B	HB-5 Thimble	L-148";D-15"	202	15	Aluminum	8.7	9.5E-5	60 Co;55 Fe
225	1111	Quad B	HB-4 Thimble	L-148";D-15"	202	15	Aluminum	8.7	9.5E-5	60 Co;55 Fe
226	1111	Quad B	HB-6 Plug	L-150";D-24"	330	10.7	Aluminum	1.1	7.7E-5	60 Co;55 Fe
227	1111	Quad C	Gate Valve	3"	41	.62	Stainless St	2.8E-1	1.5E-5	60 Co;55 Fe
228	1111	Quad C	Check Valve	3"	37	.66	Stainless St	2.9E-1	1.7E-5	60 Co;55 Fe
229	1111	Quad C	Gate Valve	4"	106	1.03	Stainless St	3.2E-1	6.8E-6	60 Co;55 Fe
230	1111	Quad C	Globe Valve, 3 ea	3"	120	2.4	Stainless St	8.4E-1	15.3E-6	60 Co;55 Fe
231	1111	Quad C	Ball Valve	3"	35	.46	Stainless St	1.7E-1	1.1E-5	60 Co;55 Fe
232	1111	Quad C	Ball Valve	6"	178	1.7	Stainless St	4.3E-1	5.3E-6	60 Co;55 Fe
233	1111	Quad C	Globe Valve, 2 ea	1-1/2"	14	.14	Stainless St	5.6E-2	8.8E-6	60 Co;55 Fe
234	1111	Quad C	Ball Valve	1-1/2"	5	.03	Stainless St	4.5E-6	2E-9	60 Co;55 Fe
235	1111	-25' Quad C	Shim Rod, 2 ea	L-144";W-6;H-8	150	24	SS Aluminum	6.0	9.6E-5	60 Co;55 Fe
236	1111	-25' Quad C	Fuel Transfer Chute Assy		200	10	Stainless St	8.6	9.5E-5	60 Co;55 Fe
237	1111	-25' Quad C	Fuel Chute & Section of Chute in RT	L-144;D-6	118.48	6	Stainless St	4.3	8.1E-5	60 Co;55 Fe
238	1111	-25' Quad C	HT-1 Table	L-204;W-32;H-24	4200	91	Stainless St	57.6	3E-5	60 Co;55 Fe
239	1111	-25' Quad C	HT-2 Table Exp & Gear Box	L-204;W-32;H-22	12000	98	Stainless St	34.5	6.3E-6	60 Co;55 Fe
240	1111	-25' Quad C	Track for Underwater Cart	L-120;W-175;H-4"	400	10	Stainless St	1.3	7.3E-6	60 Co;55 Fe
241	1111	-25' Quad C	LC6 Reg Rod, 8 ea	L-144;W-6;H-8	150	96	SS Aluminum	.24	3.6E-6	60 Co;55 Fe
242	1111	-25' Quad C	17H Drum Painted Black;Pb Wool	H-32;D-22-1/4	2450	7.2	Carb St Lead	6.7	2.7E-3	60 Co;55 Fe
243	1111	-25' Quad C	17H Drum Painted Yellow	H-32;D-22-1/4	150	7.2	Carbon Steel	4.3	6.3E-6	60 Co;55 Fe
244	1111	-25' Quad C	SS Basket w/Fuel Chute Liners	H-36;D-24	200	9.5	Stainless St	275.7	3E-3	60 Co;55 Fe
245	1111	-25' Quad C	Gear Box Drive Unit for HT-1	L-72;W-42;H-36	4000	42	Stainless St	16.6	9.1E-6	60 Co;55 Fe
246	1111	-25' Quad C	Exp 72-12 Lead Cask	L-78;D-22	9500	17	Carb St Lead	10.7	2.5E-6	60 Co;55 Fe
247	1111	-25' Quad C	Exp 72-12 Hot Cave Transfer Table	L-89;W-46;H-32	2500	95.8	Stainless St	17.3	1.5E-5	60 Co;55 Fe
248	1111	-25' Quad C	Loop Holder	L-33;W-31;H-24	600	14.2	Stainless St	5.9	2.2E-5	60 Co;55 Fe
249	1111	-25' Quad C	Lead & Concrete Cask	H-19;D-18	325	2.8	Lead Concrete	.12	8.1E-7	60 Co;55 Fe
250	1111	Quad D	3" SS Pipe Shutdown System	L-48;D-3.5	30	.3	Stainless St	6.1E-1	4.5E-5	60 Co;55 Fe
251	1111	Quad D	4" SS Pipe Shutdown System	L-141;D-4.5	127	1.3	Stainless St	2.3	4E-5	60 Co;55 Fe
252	1111	Quad D	6" SS Pipe Shutdown System	L-132;D-6.625	209	2.6	Stainless St	3.1	3.3E-5	60 Co;55 Fe
253	1111	Quad D	8" SS Pipe Shutdown System	L-612;D-8.625	1456	20.7	Stainless St	1.9E1	2.9E-5	60 Co;55 Fe
254	1111	Quad D	Misc Small SS Tubing	L-900;D-1-1/4	90	1	Stainless St	2.1	5.2E-5	60 Co;55 Fe
255	1111	Quad D	4" Carbon St Pipe Shutdown System	L-840;D-4.5	755	7.7	Carbon Steel	1.3E1	4.0E-5	60 Co;55 Fe
256	1111	Quad D	8" Carbon St Pipe Shutdown System	L-792;D-8.625	1884	27	Carbon Steel	1.2E1	1.4E-5	60 Co;55 Fe
257	1111	Quad D	1-1/2" SS Piping Shutdown System	L-204;D-1.9	46	.33	Stainless St	7E-1	3.3E-5	60 Co;55 Fe
258	1111	Quad D	Butterfly Valve	4"	131	.18	Stainless St	1.2E-1	2.1E-6	60 Co;55 Fe
259	1111	Quad D	Gate Valve, 4 ea	6"	712	7.2	Stainless St	24E-1	5.2E-6	60 Co;55 Fe
260	1111	Quad D	Check Valve, 2 ea	6"	358	2.8	Stainless St	9E-1	5.6E-6	60 Co;55 Fe
261	1111	Quad D	Gate Valve, 2 ea	8"	540	6.4	Stainless St	18.2E-1	7.4E-6	60 Co;55 Fe
262	1111	Quad D	Globe Valve, 3 ea	3/4"	7.5	.042	Stainless St	6E-2	17.7E-6	60 Co;55 Fe
263	1111	Quad D	Gate Valve	3/4"	3	.018	Stainless St	2.7E-2	1.9E-5	60 Co;55 Fe
264	1111	Quad D	Gate Valve	3"	41	.62	Stainless St	2.8E-1	1.5E-5	60 Co;55 Fe
265	1111	Quad D	Check Valve	3"	37	.66	Stainless St	2.9E-1	1.7E-5	60 Co;55 Fe
266	1111	Quad D	Butterfly Valve	8"	270	.32	Stainless St	2.2E-1	1.8E-6	60 Co;55 Fe
267	1111	Quad D	Gate Valve	4"	106	1.03	Stainless St	3.2E-1	6.8E-6	60 Co;55 Fe
268	1111	Quad D	Glove Valve, 3 ea	3"	120	2.4	Stainless St	8.4E-1	15.3E-6	60 Co;55 Fe
269	1111	Quad D	Ball Valve	3"	35	.46	Stainless St	1.7E-1	1.1E-5	60 Co;55 Fe
270	1111	Quad D	Gate Valve, 4 ea	4"	424	4.12	Stainless St	12.8E-1	5.8E-6	60 Co;55 Fe
271	1111	Quad D	Ball Valve	6"	178	1.7	Stainless St	4.3E-1	5.3E-6	60 Co;55 Fe

CV RAD WASTE SHIP INFO BLDG 1111
12-17-85
11:45:50

ITEM	BLDG	LOC IN BUILDING	ITEM DESCRIPTION	NOTES	NOTES CONTINUED	ADDITIONAL NOTES	FINAL NOTES
218	1111	-25' Quad B	#46 Steel Support Stand	Loose;71677.18 sq cm;40 ur			
219	1111	Quad B	HB-5 Plug	HB-5 Plug inserts to HB-5 Thim	Thermal Col Liner;10970 sq cm	surface;4 mr/hr;fixed	
220	1111	Quad B	HB-4 Plug	HB-4 Plug inserts to HB-5 Thim	Thermal Col Liner;11118 sq cm	surface;4 mr/hr;fixed	
221	1111	Quad B	Thermal Column Liner	Inserts into Thermal Column;	164582 sq cm; 4 mr;fixed		
222	1111	Quad B	Steel Shot Inside Beam Hole Adapter	Shot used for shielding;113032	sq cm;1 mr/hr;fixed		
223	1111	Quad B	HB-6 Thimble	HB-6 Thimble inserts to Thermal	Col Liner;54001 sq cm surface;	4 mr/hr;fixed	
224	1111	Quad B	HB-5 Thimble	HB-5 Thimble inserts into Ther	Col Liner;24346 sq cm surface;	4 mr/hr;fixed	
225	1111	Quad B	HB-4 Thimble	HB-4 Thimble inserts into Ther	Col Liner;24346 sq cm surface;	4 mr/hr;fixed	
226	1111	Quad B	HB-6 Plug	HB-6 Plug inserts into HB-6	Thimble;4 mr/hr;3200 sq cm	surface;fixed	
227	1111	Quad C	Gate Valve	1100 sys;11V16;15000 d/m;4218	sq cm fixed		
228	1111	Quad C	Check Valve	1100 sys;11V15;15000 d/m;4334	sq cm fixed		
229	1111	Quad C	Gate Valve	1800 sys;18V93;600 ur;6153 sq	cm fixed		
230	1111	Quad C	Globe Valve, 3 ea	1800 sys;18V153,-169,-170;600	ur;5211 sq cm fixed		
231	1111	Quad C	Ball Valve	1800 sys;18V152;600 ur;3341 sq	cm fixed		
232	1111	Quad C	Ball Valve	1800 sys;18V161;600 ur;8075 sq	cm fixed		
233	1111	Quad C	Globe Valve, 2 ea	2000 sys;20V67,-68;320 ur;1044	sq cm fixed		
234	1111	Quad C	Ball Valve	2000 sys;20V134;320 ur;538 sq	cm fixed		
235	1111	-25' Quad C	Shim Rod, 2 ea	Loose;19330.63 sq cm each;3500	c/m-35000 d/m		
236	1111	-25' Quad C	Fuel Transfer Chute Assy	Fixed;19330 sq cm surface;5	mr/hr		
237	1111	-25' Quad C	Fuel Chute & Section of Chute in RT	Fixed;19330 sq cm;5 mr/hr			
238	1111	-25' Quad C	HT-1 Table	Fixed;127737 sq cm;5 mr/hr			
239	1111	-25' Quad C	HT-2 Table Exp & Gear Box	Fixed;127737 sq cm;3 mr/hr			
240	1111	-25' Quad C	Truck for Underwater Cart	Fixed;7391.7 sq cm;2 mr/hr			
241	1111	-25' Quad C	LOS Rag Rod, 8 ea	Loose;19330.63 sq cm each unit	140 ur/hr		
242	1111	-25' Quad C	17H Drum Painted Black;Pb Wool	Loose;24802.27 sq cm;3 mr/hr			
243	1111	-25' Quad C	17H Drum Painted Yellow	Loose;2402.27 sq cm;2 mr/hr			
244	1111	-25' Quad C	SS Basket w/Fuel Chute Liners	Loose;20425.42 sq cm;150 mr/hr			
245	1111	-25' Quad C	Gear Box Drive Unit for HT-1	Fixed;91951.2 sq cm;2 mr/hr			
246	1111	-25' Quad C	Exp 72-12 Lead Cask	Loose;39675.53 sq cm;3 mr/hr			
247	1111	-25' Quad C	Exp 72-12 Hot Cave Transfer Table	Fixed;127737 sq cm;1.5 mr/hr			
248	1111	-25' Quad C	Loop Holder	Loose;33011.1 sq cm;2 mr/hr			
249	1111	-25' Quad C	Lead & Concrete Cask	Loose;1328.89 sq cm;1 mr/hr			
250	1111	Quad D	3" SS Pipe Shutdown System	Fixed;Exposed;3403.97 sq cm;	2 mr/hr;1100 sys		
251	1111	Quad D	4" SS Pipe Shutdown System	Fixed;Exposed;12859.17 sq cm;	2 mr/hr;insulated;1100 sys		
252	1111	Quad D	6" SS Pipe Shutdown System	Fixed;Exposed;17720.32 sq cm;	2 mr/hr;insulated;1100 sys		
253	1111	Quad D	8" SS Pipe Shutdown System	Fixed;Exposed;107080 sq cm;2	mr/hr;insulated;1100 sys		
254	1111	Quad D	Misc Small SS Tubing	Fixed;23967.75 sq cm;1 mr;	exposed;1100 sys		
255	1111	Quad D	4" Carbon St Pipe Shutdown System	Fixed;76607.81 sq cm;Exposed;	2 mr/hr;Insulated and Covered;	1100 sys	
256	1111	Quad D	8" Carbon St Pipe Shutdown System	Fixed;138574.11 sq cm;Exposed;	1 mr/hr;Painted;1100 sys		
257	1111	Quad D	1-1/2" SS Piping Shutdown System	Fixed;7849.37 sq cm;1 mr/hr;	Exposed;1100 sys		
258	1111	Quad D	Butterfly Valve	1100 sys;11V10;15000 d/m;1922	sq cm fixed		
259	1111	Quad D	Gate Valve, 4 ea	1100 sys;11V05,-06,-07,-08;	15000 d/m;9007 sq cm fixed		
260	1111	Quad D	Check Valve, 2 ea	1100 sys;11V03,-04;15000 d/m;	6862 sq cm fixed		
261	1111	Quad D	Gate Valve, 2 ea	1100 sys;11V01,-02;15000 d/m;	13622 sq cm fixed.		
262	1111	Quad D	Globe Valve, 3 ea	1100 sys;11V011,-19,-20;15000	d/m;354 sq cm fixed.		
263	1111	Quad D	Gate Valve	1100 sys;11V11;15000 d/m;403	sq cm fixed		
264	1111	Quad D	Gate Valve	1100 sys;11V18;15000 d/m;4218	sq cm fixed		
265	1111	Quad D	Check Valve	1100 sys;11V17;15000 d/m;4334	sq cm		
266	1111	Quad D	Butterfly Valve	1100 sys;11V09;15000 d/m;3495	sq cm fixed		
267	1111	Quad D	Gate Valve	1800 sys;18V94;600 ur;6153 sq	cm fixed		
268	1111	Quad D	Globe Valve, 3 ea	1800 Sys;18V155,-167,-168;600	ur;5211 sq cm fixed		
269	1111	Quad D	Ball Valve	1800 sys;18V154;600 ur;3341 sq	cm fixed		
270	1111	Quad D	Gate Valve, 4 ea	1800 sys;18V156,-157,-158,-159	600 ur;6153 sq cm fixed		
27[illegible]	[illegible]11	Quad D	Ball Valve	1800 sys;18V162;600 ur;8[illegible]	cm fixed		

CV RAD WASTE SHIP INFO BLDG 1111
12-17-85
12:35:15

ITEM	BLDG	LOC IN BUILDING	ITEM DESCRIPTION	FIXED OR LOOSE	CLEAN SCRAP	CLEAN SALVAGE	CONT SALV LICENSEE	CONT DECON	CONT RAD WASTE	REC#
218	1111	-25' Quad B	#46 Steel Support Stand	LOOSE				X		217
219	1111	Quad B	HB-5 Plug	FIXED					X	218
220	1111	Quad B	HB-4 Plug	FIXED					X	219
221	1111	Quad B	Thermal Column Liner	FIXED					X	220
222	1111	Quad B	Steel Shot Inside Beam Hole Adapter	FIXED					X	221
223	1111	Quad B	HB-6 Thimble	FIXED					X	222
224	1111	Quad B	HB-5 Thimble	FIXED					X	223
225	1111	Quad B	HB-4 Thimble	FIXED					X	224
226	1111	Quad B	HB-6 Plug	FIXED					X	225
227	1111	Quad C	Gate Valve							226
228	1111	Quad C	Check Valve							227
229	1111	Quad C	Gate Valve							228
230	1111	Quad C	Globe Valve, 3 ea							229
231	1111	Quad C	Ball Valve							230
232	1111	Quad C	Ball Valve							231
233	1111	Quad C	Globe Valve, 2 ea							232
234	1111	Quad C	Ball Valve							233
235	1111	-25' Quad C	Shim Rod, 2 ea	LOOSE					X	234
236	1111	-25' Quad C	Fuel Transfer Chute Assy	FIXED					X	235
237	1111	-25' Quad C	Fuel Chute & Section of Chute in RT						X	236
238	1111	-25' Quad C	HT-1 Table	FIXED					X	237
239	1111	-25' Quad C	HT-2 Table Exp & Gear Box	FIXED					X	238
240	1111	-25' Quad C	Track for Underwater Cart	FIXED					X	239
241	1111	-25' Quad C	LC6 Reg Rod, 8 ea	LOOSE					X	240
242	1111	-25' Quad C	17H Drum Painted Black;Pb Wool	LOOSE				X		241
243	1111	-25' Quad C	17H Drum Painted Yellow	LOOSE					X	242
244	1111	-25' Quad C	SS Basket w/Fuel Chute Liners	LOOSE					X	243
245	1111	-25' Quad C	Gear Box Drive Unit for HT-1	FIXED					X	244
246	1111	-25' Quad C	Exp 72-12 Lead Cask	LOOSE					X	245
247	1111	-25' Quad C	Exp 72-12 Hot Cave Transfer Table	FIXED					X	246
248	1111	-25' Quad C	Loop Holder	LOOSE					X	247
249	1111	-25' Quad C	Lead & Concrete Cask	LOOSE					X	248
250	1111	Quad D	3" SS Pipe Shutdown System							249
251	1111	Quad D	4" SS Pipe Shutdown System							250
252	1111	Quad D	6" SS Pipe Shutdown System							251
253	1111	Quad D	8" SS Pipe Shutdown System							252
254	1111	Quad D	Misc Small SS Tubing							253
255	1111	Quad D	4" Carbon St Pipe Shutdown System							254
256	1111	Quad D	8" Carbon St Pipe Shutdown System							255
257	1111	Quad D	1-1/2" SS Piping Shutdown System							256
258	1111	Quad D	Butterfly Valve							257
259	1111	Quad D	Gate Valve, 4 ea							258
260	1111	Quad D	Check Valve, 2 ea							259
261	1111	Quad D	Gate Valve, 2 ea							260
262	1111	Quad D	Globe Valve, 3 ea							261
263	1111	Quad D	Gate Valve							262
264	1111	Quad D	Gate Valve							263
265	1111	Quad D	Check Valve							264
266	1111	Quad D	Butterfly Valve							265
267	1111	Quad D	Gate Valve							266
268	1111	Quad D	Glove Valve, 3 ea							267
269	1111	Quad D	Ball Valve							268
270	1111	Quad D	Gate Valve, 4 ea							269
271	1111	Quad D	Ball Valve							270

CV RAD WASTE SHIP INFO BLDG 1111
12-17-85
09:58:49

ITEM	BLDG	LOC IN BUILDING	ITEM DESCRIPTION	SIZE	WT LBS	VOL CU FT	MATL OF CONST	RAD TOT UCI	RAD UCI/GM	PRINCIPLE ISOTOPES
272	1111	Quad D	Globe Valve, 5 ea	1-1/2"	35	.35	Stainless St	13.5E-2	8.5E-6	60 Co;55 Fe
273	1111	-25' Quad D	Shutdown Pumps w/Motors,11-P-01,-02	L-138,;W-16;H-18	600	23	SS Copper	2.3	8.5E-6	60 Co;55 Fe
274	1111	-25' Quad D	Heat Exchanger, 11-H-01	L-104";D-20"	475	.18	Stainless St	2.8	1.3E-5	60 Co;55 Fe
275	1111	Canal E	Gate Valve	6"	178	1.8	Stainless St	1	1.2E-5	60 Co;55 Fe
276	1111	Canal E	Pipe SCH 40	L-40';D-6"	759	9.6	Stainless St	1.6E-1	4.7E-7	60 Co;55 Fe
277	1111	Canal E	Globe Valve	3"	40	.8	Stainless St	2.8E-1	1.5E-5	60 Co;55 Fe
278	1111	Canal E	Gate Valve, 7 ea	3"	287	4.34	Stainless St	10.5E-1	7.7E-6	60 Co;55 Fe
279	1111	All Quads&Can E	Pipe SCH 40	L-100';D-4"	1079	11	Carbon Steel	2.4	5E-6	60 Co;55 Fe
280	1111	All Quads&Can E	Pipe SCH 80	L-435';D-10"	27756	274	Carbon Steel	66	5.24E-6	60 Co;55 Fe
281	1111	All Quads&Can E	Pipe SCH 80	L-145';D-6"	4143	34.7	Carbon Steel	13	6.92E-6	60 Co;55 Fe
282	1111	Canal E	Globe Valve, 2 ea	6"	490	8.4	Stainless St	13.4E-2	6E-7	60 Co;55 Fe
283	1111	Canal E	Gate Valve, 6 ea	10"	2700	19.02	Stainless St	9.6E-1	7.8E-7	60 Co;55 Fe
284	1111	Canal E	Gate Valve, 3 ea	6"	534	5.4	Stainless St	7.8E-1	3E-6	60 Co;55 Fe
285	1111	-25'Canal E	Hill McCann 8" Balley Operator	8"	370	1.5	Stainless St	2E-2	1.2E-7	60 Co;55 Fe
286	1111	-25'Canal E	Jamesbury Ball Valve	8"	370	1	Stainless St	1.1E-2	6.9E-8	60 Co;55 Fe
287	1111	-25'Canal E	Fuel Transfer Cart #1	L-84;W-48;H-48	1800	112	SS Cadmium Ln	4.6	5.7E-6	60 Co;55 Fe
288	1111	-25'Canal E	Fuel Transfer Cart #2	L-84;W-48;H-48	1800	112	SS Cadmium Ln	4.6	5.7E-6	60 Co;55 Fe
289	1111	Canal E	Valve & Pipe Filter Unit	L-48;W-4;H-6	30	1.5	Stainless St	.47	3.4E-5	60 Co;55 Fe
290	1111	-25' Canal E	Ladders, 2 ea	L-360;W-24	60	30	Aluminum	1.8E-1	6.6E-6	60 Co;55 Fe
291	1111	-25' Canal E	Ladder	L-264;W-24	90	20	Aluminum	1.5E-1	3.8E-6	60 Co;55 Fe
292	1111	-25' Canal E	Misc Junk,Gray Metal Basket,Plastic		100	1.5	SS Carb St Pl	3.6E-2	8.1E-7	60 Co;55 Fe
293	1111	Canal E	Handling Tool #1	L-288;D-2	15	.3	Aluminum	4.6E-2	6.7E-6	60 Co;55 Fe
294	1111	Canal E	Handling Tool #2	L-288;D-2	15	.3	Aluminum	7.6E-3	1.1E-6	60 Co;55 Fe
295	1111	Canal E	Handling Tool #3	L-288;D-2	15	.3	Aluminum	3.8E-2	5.6E-6	60 Co;55 Fe
296	1111	Canal E	Handling Tool #4	L-252;D-2	30	.3	Alum SS	1.1E-2	8.4E-7	60 Co;55 Fe
297	1111	Canal E	Handling Tool #5	L-324;D-2	40	.3	Alum SS	1.9E-2	1E-5	60 Co;55 Fe
298	1111	Canal E	Handling Tool #6	L-324;D-2	45	.3	Alum SS	[illegible]	[illegible]	[illegible]
299	1111	Canal E	Handling Tool #7	L-288;D-2	40	.3	Alum SS	1.1E-1	6.3E-6	60 Co;55 Fe
300	1111	Canal E	Handling Tool #8	L-180;D-2	40	.3	Aluminum	7.6E-3	4.2E-6	60 Co;55 Fe
301	1111	Canal E	Handling Tool #9	L-324;D-2	35	.3	Alum SS	1.1E-2	7.2E-7	60 Co;55 Fe
302	1111	Canal E	Handling Tool #10	L-120;D-2	7	.3	Aluminum	1.1E-2	3.6E-6	60 Co;55 Fe
303	1111	Canal E	Handling Tool #11	L-252;D-2	30	.3	Alum SS	1.5E-2	1.1E-6	60 Co;55 Fe
304	1111	Canal E	Handling Tool #12	L-144;D-2	5	.2	Aluminum	1.1E-2	5E-6	60 Co;55 Fe
305	1111	Canal E	Handling Tool #13	L-360;D-1	15	.1	Stainless St	1E-2	1.5E-6	60 Co;55 Fe
306	1111	Canal E	Handling Tool #14	L-228;D-3/4	8	.1	Stainless St	3.9E-3	1E-6	60 Co;55 Fe
[illegible]	[illegible]	[illegible]	[illegible]	[illegible]	[illegible]	[illegible]	[illegible]	[illegible]	[illegible]	[illegible]
308	1111	Canal E	Handling Tool #16	L-300;D-2	5	.3	Alum SS	1.2E-1	1.3E-5	60 Co;55 Fe
309	1111	Canal E	Handling Tool #17	L-288;D-2	15	.3	Aluminum	7.6E-3	1.1E-6	60 Co;55 Fe
310	1111	Canal E	Handling Tool #18	L-180;D-2	5	.3	Aluminum	1.1E-2	5E-6	60 Co;55 Fe
311	1111	Canal E	Handling Tool #19	L-120;D-2	7	.3	Aluminum	7.6E-3	2.4E-6	60 Co;55 Fe
312	1111	-25'Canal E	#20 Handling Tool	L-288;D-2	15	.3	Aluminum	1.02E-3	1.5E-7	60 Co;55 Fe
313	1111	-25'Canal E	#21 Handling Tool	L-252;D-2	30	.3	SS Alum	1.4E-3	1.05E-7	60 Co;55 Fe
314	1111	-25'Canal E	#22 Handling Tool	L-180;D-2	5	.3	Aluminum	2.9E-3	1.3E-6	60 Co;55 Fe
315	1111	-25'Canal E	#23 Handling Tool	L-156;D-2	15	.3	Aluminum	2.2E-4	3.3E-8	60 Co;55 Fe
316	1111	-25'Canal E	#24 Handling Tool	L-264;D-2	30	.3	SS Alum	2.9E-3	2.1E-7	60 Co;55 Fe
317	1111	-25'Canal E	#25 Handling Tool	L-324;D-2	40	.3	SS Alum	3.2E-3	1.7E-7	60 Co;55 Fe
318	1111	-25'Canal E	#26 Handling Tool	L-324;D-2	40	.3	SS Alum	6.2E-3	3.4E-7	60 Co;55 Fe
319	1111	-25'Canal E	#27 Handling Tool	L-144;D-1	5	.1	Stainless St	7.6E-3	3.3E-6	60 Co;55 Fe
320	1111	-25'Canal E	#28 Handling Tool	L-144;D-2	6	.3	Stainless St	8.4E-4	3.09E-7	60 Co;55 Fe
321	1111	-25'Canal E	#29 Handling Tool	L-144;D-1	2.5	.1	Aluminum	1.8E-4	1.6E-7	60 Co;55 Fe
322	1111	-25'Canal E	#30 Handling Tool	L-120;D-1	4	.1	Aluminum	7.8E-4	4.3E-7	60 Co;55 Fe
323	1111	-25'Canal E	#31 Handling Tool	L-180;D-1	3	.1	SS Alum	1.3E-3	9.8E-7	60 Co;55 Fe
324	[illegible]	-25'Canal E	#32 Handling Tool	L-180;D-2	[illegible]	.3	SS Alum	5.4E-3	3.0E-6	60 Co;55 Fe
32[illegible]	[illegible]	-25'Canal E	#33 Handling Tool	L-120;D-2	[illegible]	.3	Aluminum	4.2E-4	4.6E-7	60 Co;55 Fe

CV RAD WASTE SHIP INFO BLDG 1111
12-17-85
11:46:50

ITEM	BLDG	LOC IN BUILDING	ITEM DESCRIPTION	NOTES	NOTES CONTINUED	ADDITIONAL NOTES	FINAL NOTES
272	1111	Quad D	Globe Valve, 5 ea	2000 sys;20V69,-70,-71,-72,-73	300 ur;1044 sq cm fixed		
273	1111	-25' Quad D	Shutdown Pumps w/Motors,11-P-01,-02	Fixed;12857.04 sq cm each;	2 mr/hr;1100 sys		
274	1111	-25' Quad D	Heat Exchanger, 11-H-01	Fixed;16048.51 sq cm;2 mr/hr	1100 system		
275	1111	Canal E	Gate Valve	1000 sys;10V56;25000 d/m;9007	sq cm fixed		
276	1111	Canal E	Pipe SCH 40	Q&C recirc sys(644 units of	100 sq cm);28 ur/hr;1800 sys		
277	1111	Canal E	Globe Valve	1800 sys;18V100;600 ur;5211 sq	cm fixed		
278	1111	Canal E	Gate Valve, 7 ea	1800 sys;18V48,-49,-50,-51,-52	-102,-103;400 ur;4218 sq cm	fixed	
279	1111	All Quads&Can E	Pipe SCH 40	Exposed;109436 sq cm;107855	d/m per 100 sq cm;250 ur;	1900 sys	
280	1111	All Quads&Can E	Pipe SCH 80	Q&C pump out sys;1900 sys;rad	lev tot 2271.2 un/Can or Quadx	avg d/m ea Quad or Can tot div 2.2286;used 4 Quads and Can E	
281	1111	All Quads&Can E	Pipe SCH 80	Q&C pump out sys;rad lvl 467.2	un/100 sq cm x avg d/m per Can or Quad,tot div 2.2286;1900	sys	
282	1111	Canal E	Globe Valve, 2 ea	1900 sys;19V43,-44;85 ur;8849	sq cm fixed		
283	1111	Canal E	Gate Valve, 6 ea	1900 sys;19V07,-08,-09,-10,-11	-24;65 ur;28328 sq cm fixed		
284	1111	Canal E	Gate Valve, 3 ea	2000 sys;20V63,-54,-58;320 ur;	9007 sq cm fixed		
285	1111	-25'Canal E	Hill McCann 8" Bailey Operator	Loose;14V27;6553.2 sq cm;35 ur			
286	1111	-25'Canal E	Jamesbury Ball Valve	Loose;6553.2 sq cm;20 ur;15V15			
287	1111	-25'Canal E	Fuel Transfer Cart #1	Loose;104232 sq cm;500 ur/hr			
288	1111	-25'Canal E	Fuel Transfer Cart #2	Loose;104232 sq cm;500 ur/hr			
289	1111	Canal E	Valve & Pipe Filter Unit	Loose;6501.6 sq cm;800 ur			
290	1111	-25' Canal E	Ladders, 2 ea	Loose;67080.33 sq cm each;30	ur/hr		
291	1111	-25' Canal E	Ladder	Loose;58285.46 sq cm;30 ur/hr			
292	1111	-25' Canal E	Misc Junk,Gray Metal Basket,Plastic	Loose;10216.8 sq cm;40 ur/hr			
293	1111	Canal E	Handling Tool #1	Loose;1733.51 sq cm; 600 c/m			
294	1111	Canal E	Handling Tool #2	Loose;1733.51 sq cm;100 c/m			
295	1111	Canal E	Handling Tool #3	Loose;1733.51 sq cm;500 c/m			
296	1111	Canal E	Handling Tool #4	Loose;1733.51 sq cm;150 c/m			
297	1111	Canal E	Handling Tool #5	Loose;1733.51 sq cm;250 c/m			
298	1111	Canal E	Handling Tool #6	Loose;1733.51 sq cm;125 c/m			
299	1111	Canal E	Handling Tool #7	Loose;1733.51 sq cm;1500 c/m			
300	1111	Canal E	Handling Tool #8	Loose;1733.51 sq cm;100 c/m			
301	1111	Canal E	Handling Tool #9	Loose;1733.51 sq cm;150 c/m			
302	1111	Canal E	Handling Tool #10	Loose;1733.51 sq cm;150 c/m			
303	1111	Canal E	Handling Tool #11	Loose;1733.51 sq cm;200 c/m			
304	1111	Canal E	Handling Tool #12	Loose;1733.51 sq cm;150 c/m			
305	1111	Canal E	Handling Tool #13	Loose;958.72 sq cm;250 c/m			
306	1111	Canal E	Handling Tool #14	Loose;766.42 sq cm;125 c/m			
307	1111	Canal E	Handling Tool #15	Loose;958.72 sq cm;150 c/m			
308	1111	Canal E	Handling Tool #16	Loose;1733.51 sq cm;1600 c/m			
309	1111	Canal E	Handling Tool #17	Loose;1733.51 sq cm;100 c/m			
310	1111	Canal E	Handling Tool #18	Loose;1733.51 sq cm;150 c/m			
311	1111	Canal E	Handling Tool #19	Loose;1733.51 sq cm;100 c/m			
312	1111	-25'Canal E	#20 Handling Tool	Loose;1733.51 sq cm;132 d/m			
313	1111	-25'Canal E	#21 Handling Tool	Loose;1733.51 sq cm;184 d/m			
314	1111	-25'Canal E	#22 Handling Tool	Loose;1733.51 sq cm;380 d/m			
315	1111	-25'Canal E	#23 Handling Tool	Loose;1733.51 sq cm;29 d/m			
316	1111	-25'Canal E	#24 Handling Tool	Loose;378 d/m;1733.51 sq cm			
317	1111	-25'Canal E	#25 Handling Tool	Loose;414 d/m;1733.51 sq cm			
318	1111	-25'Canal E	#26 Handling Tool	Loose;803 d/m;1733.51 sq cm			
319	1111	-25'Canal E	#27 Handling Tool	Loose;1764 d/m;958.72 sq cm			
320	1111	-25'Canal E	#28 Handling Tool	Loose;108 d/m;1733.51 sq cm			
321	1111	-25'Canal E	#29 Handling Tool	Loose;44 d/m;958.72 sq cm			
322	1111	-25'Canal E	#30 Handling Tool	Loose;181 d/m;958.72 sq cm			
323	1111	-25'Canal E	#31 Handling Tool	Loose;310 d/m;958.72 sq cm			
324	1111	-25'Canal E	#32 Handling Tool	Loose;702 d/m;1733.51 sq cm			
325	1111	-25'Canal E	#33 Handling Tool	Loose;1733.51 sq cm			

CV RAD WASTE SHIP INFO BLDG 1111
12-17-85
12:35:15

ITEM	BLDG	LOC IN BUILDING	ITEM DESCRIPTION	FIXED OR LOOSE	CLEAN SCRAP	CLEAN SALVAGE	CONT SALV LICENSEE	CONT DECON	CONT RAD WASTE	REC#
272	1111	Quad D	Globe Valve, 5 ea							
273	1111	-25' Quad D	Shutdown Pumps w/Motors,11-P-01,-02	FIXED					X	271
274	1111	-25' Quad D	Heat Exchanger, 11-H-01	FIXED						272
275	1111	Canal E	Gate Valve							273
276	1111	Canal E	Pipe SCH 40							274
277	1111	Canal E	Globe Valve							275
278	1111	Canal E	Gate Valve, 7 ea							276
279	1111	All Quads&Can E	Pipe SCH 40							277
280	1111	All Quads&Can E	Pipe SCH 80							278
281	1111	All Quads&Can E	Pipe SCH 80							279
282	1111	Canal E	Globe Valve, 2 ea							280
283	1111	Canal E	Gate Valve, 6 ea							281
284	1111	Canal E	Gate Valve, 3 ea							282
285	1111	-25'Canal E	Hill McCann 8" Balley Operator							283
286	1111	-25'Canal E	Jamesbury Ball Valve						X	284
287	1111	-25'Canal E	Fuel Transfer Cart #1	LOOSE					X	285
288	1111	-25'Canal E	Fuel Transfer Cart #2	LOOSE				X		286
289	1111	Canal E	Valve & Pipe Filter Unit					X		287
290	1111	-25' Canal E	Ladders, 2 ea	LOOSE						288
291	1111	-25' Canal E	Ladder	LOOSE				X		289
292	1111	-25' Canal E	Misc Junk,Gray Metal Basket,Plastic	LOOSE				X		290
293	1111	Canal E	Handling Tool #1	LOOSE				X		291
294	1111	Canal E	Handling Tool #2	LOOSE				X		292
295	1111	Canal E	Handling Tool #3	LOOSE				X		293
296	1111	Canal E	Handling Tool #4	LOOSE				X		294
297	1111	Canal E	Handling Tool #5	LOOSE				X		295
298	1111	Canal E	Handling Tool #6	LOOSE				X		296
299	1111	Canal E	Handling Tool #7	LOOSE				X		297
300	1111	Canal E	Handling Tool #8	LOOSE				X		298
301	1111	Canal E	Handling Tool #9	LOOSE				X		299
302	1111	Canal E	Handling Tool #10	LOOSE				X		300
303	1111	Canal E	Handling Tool #11	LOOSE				X		301
304	1111	Canal E	Handling Tool #12	LOOSE				X		302
305	1111	Canal E	Handling Tool #13	LOOSE				X		303
306	1111	Canal E	Handling Tool #14	LOOSE				X		304
307	1111	Canal E	Handling Tool #15	LOOSE				X		305
308	1111	Canal E	Handling Tool #16	LOOSE				X		306
309	1111	Canal E	Handling Tool #17	LOOSE				X		307
310	1111	Canal E	Handling Tool #18	LOOSE				X		308
311	1111	Canal E	Handling Tool #19	LOOSE				X		309
312	1111	-25'Canal E	#20 Handling Tool	LOOSE				X		310
313	1111	-25'Canal E	#21 Handling Tool	LOOSE				X		311
314	1111	-25'Canal E	#22 Handling Tool	LOOSE				X		312
315	1111	-25'Canal E	#23 Handling Tool	LOOSE				X		313
316	1111	-25'Canal E	#24 Handling Tool	LOOSE				X		314
317	1111	-25'Canal E	#25 Handling Tool	LOOSE				X		315
318	1111	-25'Canal E	#26 Handling Tool	LOOSE				X		316
319	1111	-25'Canal E	#27 Handling Tool	LOOSE				X		317
320	1111	-25'Canal E	#28 Handling Tool	LOOSE				X		318
321	1111	-25'Canal E	#29 Handling Tool	LOOSE				X		319
322	1111	-25'[illegible]al E	#30 Handling Tool	LOOSE				X		320
323	1111	-[illegible] 1 E	#31 Handling Tool	LOOSE				X		321
324	1111	-2[illegible]al E	#32 Handling Tool	LOOSE				X		322
325	1111	-25'C[illegible] E	#33 Handling Tool	LOOSE				X		323

CV RAD WASTE SHIP INFO BLDG 1111
12-17-85
11:34:33

ITEM	BLDG	LOC IN BUILDING	ITEM DESCRIPTION	SIZE	WT LBS	VOL CU FT	MATL OF CONST	RAD TOT UCI	RAD UCI/GM	PRINCIPLE ISOTOPES
326	1111	-25'Canal E	#34 Handling Tool	L-144;D-2	6	.3	SS Alum	6.8E-3	2.5E-6	60 Co;55 Fe
327	1111	-25'Canal E	#35 Handling Tool	L-288;D-2	40	.3	Aluminum	4.1E-3	2.2E-7	60 Co;55 Fe
328	1111	-25'Canal E	#36 Handling Tool	L-324;D-2	35	.3	Aluminum	4.2E-4	2.7E-8	60 Co;55 Fe
329	1111	-25'Canal E	#37 Handling Tool	L-324;D-2	20	.3	SS Alum	3.3E-2	3.6E-6	60 Co;55 Fe
330	1111	-25'Canal E	#38 Handling Tool	L-120;D-2	7	.3	Aluminum	3.8E-3	1.2E-6	60 Co;55 Fe
331	1111	-25'Canal E	#39 Handling Tool	L-48;D-2	10	.3	Stainless St	6.3E-4	1.4E-7	60 Co;55 Fe
332	1111	-25'Canal E	#40 Handling Tool	L-48;D-2	3	.3	Stainless St	1.3E-4	9.7E-8	60 Co;55 Fe
333	1111	-25'Canal E	#41 Handling Tool	L-168;D-2	15	.3	Stainless St	2.3E-4	3.3E-8	60 Co;55 Fe
334	1111	-25'Canal E	#42 Handling Tool	L-120;D-2	3	.3	Aluminum	1.1E-4	8E-8	60 Co;55 Fe
335	1111	-25'Canal E	#43 Handling Tool	L-120;D-2	4	.3	Stainless St	2.6E-4	1.4E-7	60 Co;55 Fe
336	1111	-25'Canal E	#44 Handling Tool	L-120;D-2	3	.3	Stainless St	5.8E-4	4.2E-7	60 Co;55 Fe
337	1111	-25'Canal E	#45 Handling Tool	L-108;D-2	20	.3	Stainless St	2.6E-3	2.8E-7	60 Co;55 Fe
338	1111	-25'Canal E	#46 Handling Tool	L-108;D-2	20	.3	Stainless St	5.1E-4	5.6E-8	60 Co;55 Fe
339	1111	-25'Canal E	#47 Handling Tool	L-324;D-1-1/2	30	.2	SS Aluminum	.03	2.3E-5	60 Co;55 Fe
340	1111	-25'Canal E	#48 Handling Tool	L-228;D-3/4	8	.1	Stainless St	.001	1.9E-6	60 Co;55 Fe
341	1111	-25'Canal E	#49 Handling Tool	L-360;D-1	15	.1	Aluminum	.03	4.3E-5	60 Co;55 Fe
342	1111	-25'Canal E	#50 Handling Tool	L-108;D-1-1/2	12	.2	Aluminum	.002	1.2E-6	60 Co;55 Fe
343	1111	-25'Canal E	#51 Handling Tool	L-216;D-3/4	10	.1	Stainless St	.001	1.4E-6	60 Co;55 Fe
344	1111	-25'Canal E	#52 Handling Tool	L-300;D-1	6	.1	Aluminum	.002	9.5E-7	60 Co;55 Fe
345	1111	-25'Canal E	#53 Handling Tool	L-300;D-1	6	.1	Aluminum	.002	1.2E-6	60 Co;55 Fe
346	1111	-25'Canal E	#54 Handling Tool	L-300;D-1	6	.1	Aluminum	.002	1.2E-6	60 Co;55 Fe
347	1111	-25'Canal E	#55 Handling Tool	L-36;D-1-1/4	6	.2	Stainless St	.002	7.2E-7	60 Co;55 Fe
348	1111	-25'Canal E	#56 Handling Tool	L-264;D-1-1/4	4	.2	SS Aluminum	.04	4.6E-5	60 Co;55 Fe
349	1111	-25'Canal E	#57 Handling Tool	L-264;D-1-1/4	4	.2	Alum Carb St	.003	2.9E-6	60 Co;55 Fe
350	1111	-25'Canal E	#58 Handling Tool	L-288;D-1-1/2	45	.3	SS Carb St	7.7E-4	3.7E-8	60 Co;55 Fe
351	1111	-25'Canal E	#59 Handling Tool	L-180;D-3/4	20	.1	Stainless St	.07	1.9E-5	60 Co;55 Fe
352	1111	-25'Canal E	#60 Handling Tool	L-48;D-1-1/2	8	.2	Stainless St	.004	1.4E-6	60 Co;55 Fe
353	1111	-25'Canal E	#61 Handling Tool	L-240;D-3/4	12	.1	Stainless St	.002	8.6E-7	60 Co;55 Fe
354	1111	-25'Canal E	#62 Handling Tool	L-264;D-1-1/4	6	.2	Alum Carb St	.01	4.8E-6	60 Co;55 Fe
355	1111	-25'Canal E	#63 Handling Tool	L-252;D-1-1/4	20	.2	Stainless St	.003	1.2E-6	60 Co;55 Fe
356	1111	-25'Canal E	#64 Handling Tool	L-252;D-1-1/4	5	.2	Alum Carb St	.004	2.3E-6	60 Co;55 Fe
357	1111	-25'Canal E	#65 Handling Tool	L-288;D-1-1/4	18	.2	Aluminum	.001	2.1 E-7	60 Co;55 Fe
358	1111	-25'Canal E	#66 Carbon Steel Basket w/Misc Part	L-18;W-18;H-6	15	1	SS Al Carb St	.17	2.4E-5	60 Co;55 Fe
359	1111	-25'Canal E	#67 Handling Tool	L-324;D-1	25	1	SS Carb St	.002	9.2E-7	60 Co;55 Fe
360	1111	-25'Canal E	#68 Handl Tool;Alum Ring Beta Sch	H-9;D-35	8	1	Aluminum	.03	9.4E-6	60 Co;55 Fe
361	1111	-25'Canal E	#69 Handling Tool	L-324;D-1-1/8	20	.1	SS Alum	.002	1.2E-6	60 Co;55 Fe
362	1111	-25'Canal E	#70 Handling Tool	L-348;D-1-1/8	40	.1	SS Al Crb St	.02	6.5E-6	60 Co;55 Fe
363	1111	-25'Canal E	#71 Handling Tool	L-324;D-1-1/8	15	.1	Aluminum	.002	9.4E-7	60 Co;55 Fe
364	1111	-25'Canal E	#72 Handling Tool	L-324;D-1-1/8	5	.1	Aluminum	.003	3.8E-6	60 Co;55 Fe
365	1111	-25'Canal E	#73 Handling Tool	L-324;D-1-1/8	6	.1	SS Al Carb St	.007	5E-6	60 Co;55 Fe
366	1111	-25'Canal E	#74 Handling Tool	L-324;D-1-1/8	6	.1	SS Aluminum	.02	1.7E-5	60 Co;55 Fe
367	1111	-25'Canal E	#75 Handling Tool	L-348;D-1-1/8	15	.1	SS Aluminum	.04	1.5E-5	60 Co;55 Fe
368	1111	-25'Canal E	#76 Handling Tool	L-180;D-1-1/8	10	.1	Alum Carb St	1.3E-1	2.8E-5	60 Co;55 Fe
369	1111	-25'Canal E	#77 Handling Tool	L-240;D-1-1/8	5	.1	SS Aluminum	2.9E-2	1.2E-5	60 Co;55 Fe
370	1111	-25'Canal E	#78 Handling Tool	L-180;D-1-1/8	10	.1	SS Aluminum	6.4E-3	1.4E-6	60 Co;55 Fe
371	1111	-25'Canal E	#79 Handling Tool	L-120;D-1-1/8	5	.1	Alum Carb St	2.8E-3	1.2E-6	60 Co;55 Fe
372	1111	-25'Canal E	#80 Handling Tool	L-180;D-1-1/8	9	.1	SS Alum	1.2E-3	2.9E-7	60 Co;55 Fe
373	1111	-25'Canal E	#81 Handling Tool	L-72;D-1-1/8	5	.1	SS Alum Cb St	1.6E-3	7.1E-7	60 Co;55 Fe
374	1111	-25'Canal E	Misc Equipment		500	20	SS Alum	7.5	3.3E-5	60 Co;55 Fe
375	1111	-25'Canal E	Cadmium Section Holding Container	L-15;W-9;H-36	30	2	Aluminum	.29	2.1E-5	60 Co;55 Fe
376	1111	Sub-Pile Room	Gate Valve, 1 ea	4"	106	1.03	Stainless St	6.8E-1	1.4E-5	60 Co;55 Fe
377	1111	Sub-Pile Room	Gate Valve	1"	2.5	.035	Stainless St	1.2E-2	1E-5	60 Co;55 Fe
378	1111	Sub-Pile Room	Check Valve	1"	2.5	.018	Stainless St	8.6E-3	7.6E-6	60 Co;55 Fe
379	1111	Sub-Pile Room	Pressure Relief	1"	2.5	.035	Stainless St	8.6E-3	7.6E-6	60 Co;55 Fe

CV RAD WASTE SHIP INFO BLDG 1111
12-17-85
11:45:50

ITEM	BLDG	LOC IN BUILDING	ITEM DESCRIPTION	NOTES	NOTES CONTINUED	ADDITIONAL NOTES	FINAL NOTES
326	1111	-25'Canal E	#34 Handling Tool	Loose;1733.51 sq cm			
327	1111	-25'Canal E	#35 Handling Tool	Loose;1733.51 sq cm			
328	1111	-25'Canal E	#36 Handling Tool	Loose;1733.51 sq cm			
329	1111	-25'Canal E	#37 Handling Tool	Loose;1733.51 sq cm			
330	1111	-25'Canal E	#38 Handling Tool	Loose;1733.51 sq cm			
331	1111	-25'Canal E	#39 Handling Tool	Loose;1733.51 sq cm			
332	1111	-25'Canal E	#40 Handling Tool	Loose;1733.51 sq cm			
333	1111	-25'Canal E	#41 Handling Tool	Loose;1733.51 sq cm			
334	1111	-25'Canal E	#42 Handling Tool	Loose;1733.51 sq cm			
335	1111	-25'Canal E	#43 Handling Tool	Loose;1733.51 sq cm			
336	1111	-25'Canal E	#44 Handling Tool	Loose;1733.51 sq cm			
337	1111	-25'Canal E	#45 Handling Tool	Loose;1733.51 sq cm			
338	1111	-25'Canal E	#46 Handling Tool	Loose;1733.51 sq cm			
339	1111	-25'Canal E	#47 Handling Tool	Loose;1385.13 sq cm;270 ur;rad level for last 3' or 3.3 lbs.			
340	1111	-25'Canal E	#48 Handling Tool	Loose;766.42 sq cm;15 ur/hr; For last 3' only.			
341	1111	-25'Canal E	#49 Handling Tool	Loose;958.72 sq cm;340 ur/hr; 1 of 15 = 1.5# 3'section;rad level for last 3' only			
342	1111	-25'Canal E	#50 Handling Tool	Loose;1385.13 sq cm;17 ur/hr; 3=1/3 lb.=4# for 3';rad level last 3' only.			
343	1111	-25'Canal E	#51 Handling Tool	Loose;766.42 sq cm;15 ur;3'= 3/18=1/6=1.7# for 3';rad level for last 3' only			
344	1111	-25'Canal E	#52 Handling Tool	Loose;958.72 sq cm;20 ur;rad for last 3' only;wt 3'=4#			
345	1111	-25'Canal E	#53 Handling Tool	Loose;1385.13 sq cm;18 ur;rad for last 3' only;wt 3'=4#			
346	1111	-25'Canal E	#54 Handling Tool	Loose;1385.13 sq cm;18 ur;rad for last 3' only;wt = 4#			
347	1111	-25'Canal E	#55 Handling Tool	Loose;1209.55 sq cm;18 ur;rad for last 3' only;wt = 6#			
348	1111	-25'Canal E	#56 Handling Tool	Loose;1209.55 sq cm;380 ur;rad level for last 3' only;3' wt = 2#			
349	1111	-25'Canal E	#57 Handling Tool	Loose;1209.55 sq cm;24 ur;rad for last 3' only;wt = 2#			
350	1111	-25'Canal E	#58 Handling Tool	Loose;1385.13 sq cm;wt = 10#; rad for last 3' only			
351	1111	-25'Canal E	#59 Handling Tool	Loose;766.4 sq cm;1000 ur;rad for last 3' only;wt = 8#			
352	1111	-25'Canal E	#60 Handling Tool	Loose;1385.13 sq cm;30 ur;rad for last 3' only;wt = 6#			
353	1111	-25'Canal E	#61 Handling Tool	Loose;766.4 sq cm;28 ur/hr;rad for last 3' only;wt = 5#			
354	1111	-25'Canal E	#62 Handling Tool	Loose;1209.55 sq cm;100 ur;rad for last 3' only;wt = 5#			
355	1111	-25'Canal E	#63 Handling Tool	Loose;1209.55 sq cm;30 ur;rad for last 3' only;wt = 6#			
356	1111	-25'Canal E	#64 Handling Tool	Loose;1209.55 sq cm;38 ur;rad for last 3' only;wt = 4#			
357	1111	-25'Canal E	#65 Handling Tool	Loose;1209.55 sq cm;13 ur;rad for last 3' only;wt = 15#			
358	1111	-25'Canal E	#66 Carbon Steel Basket w/Misc Part	Loose;8359.2 sq cm;220 ur			
359	1111	-25'Canal E	#67 Handling Tool	Loose;958.72 sq cm;24 ur;rad for last 3' only;wt =5#			
360	1111	-25'Canal E	#68 Handl Tool;Alum Ring Bata Sob	Loose;12588.52 sq cm surface one side;30 ur/hr			
361	1111	-25'Canal E	#69 Handling Tool	Loose;958.72 sq cm;26 ur;rad for last 3' only;wt = 4#			
362	1111	-25'Canal E	#70 Handling Tool	Loose;950 sq cm;240 ur;rad for last 3' only;wt = 7#			
363	1111	-25'Canal E	#71 Handling Tool	Loose;950 sq cm;20 ur/hr;rad for last 3' only;wt = 4#			
364	1111	-25'Canal E	#72 Handling Tool	Loose;950 sq cm;40 ur;rad for last 3' only;wt = 2#			
365	1111	-25'Canal E	#73 Handling Tool	Loose;950 sq cm;80 ur;rad for last 3' only;wt = 3#			
366	1111	-25'Canal E	#74 Handling Tool	Loose;950 sq cm;180 ur;rad for last 3' only;wt = 2#			
367	1111	-25'Canal E	#75 Handling Tool	Loose;950 sq cm;410 ur;rad for last 3' only;wt = 5#			
368	1111	-25'Canal E	#76 Handling Tool	Loose;950 sq cm;1600 ur/hr			
369	1111	-25'Canal E	#77 Handling Tool	Loose;950 sq cm;360 ur/hr			
370	1111	-25'Canal E	#78 Handling Tool	Loose;950 sq cm;80 ur/hr			
371	1111	-25'Canal E	#79 Handling Tool	Loose;950 sq cm;35 ur/hr			
372	1111	-25'Canal E	#80 Handling Tool	Loose;950 sq cm;15 ur/hr			
373	1111	-25'Canal E	#81 Handling Tool	Loose;950 sq cm;20 ur/hr			
374	1111	-25'Canal E	Misc Equipment	Loose;104025 sq cm;800 ur/hr; 29V42,10V48,33V106,10V52,10V58 10V32,10V54,10V57,10V55 SS RT Vent Section Pipe, Cadmium Sec			
375	1111	-25'Canal E	Cadmium Section Holding Container	Loose;12887.1 sq cm;250 ur/hr			
376	1111	Sub-Pile Room	Gate Valve, 1 ea	1000 sys;10V112;25000 d/m;6153 sq cm fixed			
377	1111	Sub-Pile Room	Gate Valve	2000 sys;20V10;225 ur;660 sq cm fixed			
378	1111	Sub-Pile Room	Check Valve	2000 sys;20V09;320;397 sq cm fixed			
379	1111	Sub-Pile Room	Pressure Relief	2000 sys;20V12;320 ur;397 sq cm fixed			

CV RAD WASTE SHIP INFO BLDG 1111
12-17-85
12:35:15

ITEM	BLDG	LOC IN BUILDING	ITEM DESCRIPTION	FIXED OR LOOSE	CLEAN SCRAP	CLEAN SALVAGE	CONT SALV LICENSEE	CONT DECON	CONT RAD WASTE	REC#
326	1111	-25'Canal E	#34 Handling Tool	LOOSE					X	325
327	1111	-25'Canal E	#35 Handling Tool	LOOSE					X	326
328	1111	-25'Canal E	#36 Handling Tool	LOOSE					X	327
329	1111	-25'Canal E	#37 Handling Tool	LOOSE					X	328
330	1111	-25'Canal E	#38 Handling Tool	LOOSE					X	329
331	1111	-25'Canal E	#39 Handling Tool	LOOSE					X	330
332	1111	-25'Canal E	#40 Handling Tool	LOOSE					X	331
333	1111	-25'Canal E	#41 Handling Tool	LOOSE					X	332
334	1111	-25'Canal E	#42 Handling Tool	LOOSE					X	333
335	1111	-25'Canal E	#43 Handling Tool	LOOSE					X	334
336	1111	-25'Canal E	#44 Handling Tool	LOOSE					X	335
337	1111	-25'Canal E	#45 Handling Tool	LOOSE					X	336
338	1111	-25'Canal E	#46 Handling Tool	LOOSE					X	337
339	1111	-25'Canal E	#47 Handling Tool	LOOSE					X	338
340	1111	-25'Canal E	#48 Handling Tool	LOOSE					X	339
341	1111	-25'Canal E	#49 Handling Tool	LOOSE					X	340
342	1111	-25'Canal E	#50 Handling Tool	LOOSE					X	341
343	1111	-25'Canal E	#51 Handling Tool	LOOSE					X	342
344	1111	-25'Canal E	#52 Handling Tool	LOOSE					X	343
345	1111	-25'Canal E	#53 Handling Tool	LOOSE					X	344
346	1111	-25'Canal E	#54 Handling Tool	LOOSE					X	345
347	1111	-25'Canal E	#55 Handling Tool	LOOSE					X	346
348	1111	-25'Canal E	#56 Handling Tool	LOOSE					X	347
349	1111	-25'Canal E	#57 Handling Tool	LOOSE					X	348
350	1111	-25'Canal E	#58 Handling Tool	LOOSE					X	349
351	1111	-25'Canal E	#59 Handling Tool	LOOSE					X	350
352	1111	-25'Canal E	#60 Handling Tool	LOOSE					X	351
353	1111	-25'Canal E	#61 Handling Tool	LOOSE					X	352
354	1111	-25'Canal E	#62 Handling Tool	LOOSE					X	353
355	1111	-25'Canal E	#63 Handling Tool	LOOSE					X	354
356	1111	-25'Canal E	#64 Handling Tool	LOOSE					X	355
357	1111	-25'Canal E	#65 Handling Tool	LOOSE					X	356
358	1111	-25'Canal E	#66 Carbon Steel Basket w/Misc Part	LOOSE					X	357
359	1111	-25'Canal E	#67 Handling Tool	LOOSE					X	358
360	1111	-25'Canal E	#68 Handl Tool;Alum Ring Beta Sch	LOOSE					X	359
361	1111	-25'Canal E	#69 Handling Tool	LOOSE					X	360
362	1111	-25'Canal E	#70 Handling Tool	LOOSE					X	361
363	1111	-25'Canal E	#71 Handling Tool	LOOSE					X	362
364	1111	-25'Canal E	#72 Handling Tool	LOOSE					X	363
365	1111	-25'Canal E	#73 Handling Tool	LOOSE					X	364
366	1111	-25'Canal E	#74 Handling Tool	LOOSE					X	365
367	1111	-25'Canal E	#75 Handling Tool	LOOSE					X	366
368	1111	-25'Canal E	#76 Handling Tool	LOOSE					X	367
369	1111	-25'Canal E	#77 Handling Tool	LOOSE					X	368
370	1111	-25'Canal E	#78 Handling Tool	LOOSE					X	369
371	1111	-25'Canal E	#79 Handling Tool	LOOSE					X	370
372	1111	-25'Canal E	#80 Handling Tool	LOOSE					X	371
373	1111	-25'Canal E	#81 Handling Tool	LOOSE					X	372
374	1111	-25'Canal E	Misc Equipment	LOOSE					X	373
375	1111	-25'Canal E	Cadmium Section Holding Container	LOOSE					X	374
376	1111	Sub-Pile Room	Gate Valve, 1 ea							375
377	1111	Sub-Pile Room	Gate Valve							376
378	1111	Sub-Pile Room	Check Valve							377
379	1111	Sub-Pile Room	Pressure Relief							378

CV RAD WASTE SHIP INFO BLDG 1111
12-17-85
11:34:33

ITEM	BLDG	LOC IN BUILDING	ITEM DESCRIPTION	SIZE	WT LBS	VOL CU FT	MATL OF CONST	RAD TOT UCI	RAD UCI/GM	PRINCIPLE ISOTOPES
380	1111	Sub-Pile Room	Ball Valve	1"	2.5	.02	Stainless St	9.9E-3	8.7E-6	60 Co;55 Fe
381	1111	Sub-Pile Room	Gate Valve, 3 ea	2"	30	.18	Stainless St	7.1E-2	5.7E-6	60 Co;55 Fe
382	1111	-40' SPR	Goulds Pump;20-P-01, 20-P-02	L-6;W-6;H-36	160	1.50	Steel	3.4	9.4E-7	60 Co;55 Fe
383	1111	-40' SPR	Deming Pump, 20-P-09	L-12;W-12;H-36	125	3	Steel	3.7	6.6E-5	60 Co;55 Fe
384	1111	-25 Dry Annulus	Weinman Pumps;20-P-18 and 20-P-19	L-12;W-12;H-48	300	8	Cast Iron	15	2.2E-4	60 Co;55 Fe
385	1111	Quad A	Pipe Schedule 40	L-52';D-3"	394	3.5	Stainless St	1.0E-1	5.6E-5	60 Co;55 Fe
386	1111	Quad A	Pipe Schedule 40	L-4';D-2-1/2"	23	.18	Stainless St	6.2E-1	6E-5	60 Co;55 Fe
387	1111	Quad A	Pipe Schedule 40	L-6'-6";D-2"	24	.2	Stainless St	8.4E-1	7.7E-5	60 Co;55 Fe
388	1111	Quad A	Pipe Schedule 40	L-94';D-1-1/2"	255	1.8	Stainless St	9.7	8.4E-5	60 Co;55 Fe
389	1111	Quad A	Pipe Schedule 40	L-44';D-1"	74	.4	Stainless St	3.1	9.4E-5	60 Co;55 Fe
390	1111	Quad A	Ball Valve, 4 ea	1-1/2"	20	.12	Stainless St	4.8E-1	5.3E-5	60 Co;55 Fe
391	1111	Quad A	Globe Valve, 2 ea	1-1/2"	14	.04	Stainless St	4.6E-1	7.3E-5	60 Co;55 Fe
392	1111	Quad A	Check Valve, 2 ea	1-1/2"	10	.04	Stainless St	2.4E-1	5.4E-5	60 Co;55 Fe
393	1111	Quad A	Globe Valve, 3 ea	1"	10.5	.0345	Stainless St	9.5E-1	2.0E-4	60 Co;55 Fe
394	1111	Quad A	Gate Valve, 3 ea	3"	123	1.86	Stainless St	2.8	5.1E-5	60 Co;55 Fe
395	1111	Quad A	Globe Valve, 2 ea	3"	80	1.6	Stainless St	2.3	6.4E-5	60 Co;55 Fe
396	1111	Quad A	Check Valve, 1 ea	3"	37	.66	Stainless St	9.7E-1	5.8E-5	60 Co;55 Fe
397	1111	Quad A	Gate Valve, 1 ea	1-1/2"	5-1/2	.06	Stainless St	2.3E-1	9.4E-5	60 Co;55 Fe
398	1111	Quad A	Ball Valve, 2 ea	1"	5	.04	Stainless St	1.9E-1	8.4E-5	60 Co;55 Fe
399	1111	Quad A	Ball Valve, 12 ea	1/2"	12	.156	Stainless St	4.4E-5	8.2E-3	60 Co;55 Fe
400	1111	Quad B	Pipe Schedule 40	L-4';D-3"	30	.27	Stainless St	3.1E-1	2.25E-5	60 Co;55 Fe
401	1111	Quad B	Pipe Schedule 40	L-40';D-2-1/2"	232	1.8	Stainless St	1.5E-4	1.4E-9	60 Co;55 Fe
402	1111	Quad B	Pipe Schedule 40	L-19';D-2"	69	.58	Stainless St	9.8E-1	3.1E-5	60 Co;55 Fe
403	1111	Quad B	Globe Valve, 1 ea	2-1/2"	18	.2	Stainless St	1.9E-1	2.3E-5	60 Co;55 Fe
404	1111	Quad B	Check Valve, 1 ea	2-1/2"	14	.07	Stainless St	4.5E-6	7.0E-10	60 Co;55 Fe
405	1111	Quad B	Globe Valve, 3 ea	2"	30	.33	Stainless St	3.8E-1	2.8E-5	60 Co;55 Fe
406	1111	Quad B	Gate Valve, 1 ea	1-1/2"	5-1/2	.06	Stainless St	9.4E-2	3.7E-5	60 Co;55 Fe
407	1111	Quad B	Globe Valve, 2 ea	1-1/2"	14	.14	Stainless St	1.8E-1	2.9E-5	60 Co;55 Fe
408	1111	Quad B	Gate Valve, 2 ea	3.4"	4	.036	Stainless St	7.2E-2	3.9E-5	60 Co;55 Fe
409	1111	Quad B	Globe Valve, 4 ea	3/4"	10	.056	Stainless St	1.2E-1	2.8E-5	60 Co;55 Fe
410	1111	Quad C	Pipe Schedule 40	L-60';D-3"	454	4	Stainless St	9.1	4.4E-5	60 Co;55 Fe
411	1111	Quad C	Pipe Schedule 40	L-6';D-2-1/2"	35	.27	Stainless St	7.5E-1	4.7E-5	60 Co;55 Fe
412	1111	Quad C	Pipe Schedule 40	L-6';D-2"	22	.18	Stainless St	6.2E-1	6.2E-5	60 Co;55 Fe
413	1111	Quad C	Pipe Schedule 40	L-92';D-1-1/2"	250	1.8	Stainless St	7.6	6.7E-5	60 Co;55 Fe
414	1111	Quad C	Pipe Schedule 40	L-50';D-1"	84	.47	Stainless St	2.8	7.5E-5	60 Co;55 Fe
415	1111	Quad C	Globe Valve, 1 ea	1/2"	2	.013	Stainless St	5.9E-2	6.5E-6	60 Co;55 Fe
416	1111	Quad C	Ball Valve, 13 ea	1/2"	13	.0169	Stainless St	7.7E-1	1.3E-4	60 Co;55 Fe
417	1111	Quad C	Gate Valve, 2 ea	1-1/2"	11	.012	Stainless St	3.8E-1	7.6E-5	60 Co;55 Fe
418	1111	Quad C	Ball Valve, 1 ea	1-1/2"	5	.03	Stainless St	9.5E-2	4.2E-5	60 Co;55 Fe
419	1111	Quad C	Ball Valve, 2 ea	1"	5	.04	Stainless St	1.5E-1	6.7E-5	60 Co;55 Fe
420	1111	Quad C	Globe Valve, 3 ea	1"	10.5	.033	Stainless St	7.6E-1	1.6E-4	60 Co;55 Fe
421	1111	Quad C	Gate Valve, 3 ea	3"	123	1.86	Stainless St	2.2	4.0E-5	60 Co;55 Fe
422	1111	Quad C	Check Valve, 2 ea	3"	74	1.32	Stainless St	1.5	4.6E-5	60 Co;55 Fe
423	1111	Quad C	Globe Valve, 1 ea	3"	40	.8	Stainless St	9.3E-1	5.1E-5	60 Co;55 Fe
424	1111	Quad C	Globe Valve, 3 ea		21	.21	Stainless St	5.6E-1	5.9E-5	60 Co;55 Fe
425	1111	Quad D	Pipe Schedule 40	L-23';D-3"	174	1.5	Stainless St	4.4	5.5E-5	60 Co;55 Fe
426	1111	Quad D	Pipe Schedule 40	L-11';D-2-1/2"	64	.5	Stainless St	1.7	5.9E-5	60 Co;55 Fe
427	1111	Quad D	Pipe Schedule 40	L-12';D-2"	44	.37	Stainless St	1.5	7.8E-5	60 Co;55 Fe
428	1111	Quad D	Pipe Schedule 40	L-126';D-1-1/2"	342	2.5	Stainless St	1.3E1	8.4E-5	60 Co;55 Fe
429	1111	Quad D	Check Valve, 1 ea	3"	37	.62	Stainless St	9.7E-1	5.2E-5	60 Co;55 Fe
430	1111	Quad D	Ball Valve, 1 ea	3"	35	.46	Stainless St	7.5E-1	4.7E-5	60 Co;55 Fe
431	1111	Quad D	Gate Valve, 6 ea	1-1/2"	33	.36	Stainless St	1.4	5.5E-5	60 Co;55 Fe
432	1111	Quad D	Globe Valve, 6 ea	1-1/2"	42	.082	Stainless St	1.4	7.4E-5	60 Co;55 Fe
433	1111	Quad D	Ball Valve, 6 ea	1-1/2"	30	.018	Stainless St	7.2E-1	5.3E-5	60 Co;55 Fe

CV RAD WASTE SHIP INFO BLDG 1111
12-17-86
11:46:50

ITEM	BLDG	LOC IN BUILDING	ITEM DESCRIPTION	NOTES	NOTES CONTINUED	ADDITIONAL NOTES	FINAL NOTES
380	1111	Sub-Pile Room	Ball Valve	2000 sys;20V12;275 ur;428 sq	cm fixed		
381	1111	Sub-Pile Room	Gate Valve, 3 ea	2000 sys;20V07,-08,-60;300 ur;	1041 sq cm fixed		
382	1111	-40' SPR	Goulds Pump;20-P-01, 20-P-02	6037 sq cm;64000 d/m;fixed	2000 System		
383	1111	-40' SPR	Demming Pump, 20-P-09	13003 sq cm;64000 d/m;fixed	2000 System		
384	1111	-25 Dry Annulus	Weinman Pumps;20-P-18 and 20-P-19	16718 sq cm;<5 mr/hr;fixed	2000 System		
385	1111	Quad A	Pipe Schedule 40	Exposed;45101 sq cm surface;	fixed;2.5mR/hr;2900 System		
386	1111	Quad A	Pipe Schedule 40	Exposed;2798 sq cm surface;	fixed;2.5mR/hr;2900 System		
387	1111	Quad A	Pipe Schedule 40	Exposed;3756 sq cm surface;	2.5mR/hr;fixed;2900 System		
388	1111	Quad A	Pipe Schedule 40	Exposed;43401 sq cm surface;	fixed;2.5mR/hr;2900 System		
389	1111	Quad A	Pipe Schedule 40	Exposed;14061 sq cm surface;	fixed;2.5 mR/hr;2900 System		
390	1111	Quad A	Ball Valve, 4 ea	29V50;29V97;29V101;29V102;	2.5mR/hr;538 sq cm each;2900	System	
391	1111	Quad A	Globe Valve, 2 ea	29V07;29V06;2.5mR/hr;1044 sq	cm each;2900 System		
392	1111	Quad A	Check Valve, 2 ea	29V99;29V100;551 sq cm each;	2900 System		
393	1111	Quad A	Globe Valve, 3 ea	29V04;29V05;29V08;2.5mR/hr;	1419 sq cm each;2900 System		
394	1111	Quad A	Gate Valve, 3 ea	29V01;29V112;29V113;2.5mR/hr;	4218 sq cm each;2900 System		
395	1111	Quad A	Globe Valve, 2 ea	29V03;29V111;2.5mR/hr;5211	sq cm each; 2900 System		
396	1111	Quad A	Check Valve, 1 ea	29V103;2.5mR/hr;4334 sq cm;	2900 System		
397	1111	Quad A	Gate Valve, 1 ea	29V02;2.5mR/hr;1057 sq cm;	2900 System		
398	1111	Quad A	Ball Valve, 2 ea	29V57;29V58;2.5mR/hr;428 sq	cm each;2900 System		
399	1111	Quad A	Ball Valve, 12 ea	29V51;25V52;29V53;29V54;29V55;	29V56;29V59;29V60;29V123;	28V124;29V133;29V134;332 sq	cm ea;2.5mR/hr;2900 System
400	1111	Quad B	Pipe Schedule 40	3404 sq cm surface;1mR/hr;	fixed;2900 System		
401	1111	Quad B	Pipe Schedule 40	27981 sq cm surface;fixed;	1mR/hr;2900 System		
402	1111	Quad B	Pipe Schedule 40	10979 sq cm surface;fixed;	1mR/hr;2900 System		
403	1111	Quad B	Globe Valve, 1 ea	29V38;1mR/hr;2115 sq cm;2900	System		
404	1111	Quad B	Check Valve, 1 ea	29V37;1mR/hr;1006 sq cm;2900	System		
405	1111	Quad B	Globe Valve, 3 ea	29V36;29V39;29V49;1mR/hr;1414	sq cm each;2900 System		
406	1111	Quad B	Gate Valve, 1 ea	29V45;1mR/hr;1057 sq cm;2900	System		
407	1111	Quad B	Globe Valve, 2 ea	29V48;29V34;1mR/hr;1044 sq cm	each;2900 System		
408	1111	Quad B	Gate Valve, 2 ea	29V35;29V44;1mR/hr;403 sq cm	each;2900 System		
409	1111	Quad B	Globe Valve, 4 ea	29V32;29V33;29V46;29V47;1mR/hr	2900 System;359 sq cm each		
410	1111	Quad C	Pipe Schedule 40	Exposed;51058 sq cm surface;	fixed;2mR/hr;2900 System		
411	1111	Quad C	Pipe Schedule 40	Exposed;4197 sq cm surface;	fixed;2mR/hr;2900 System		
412	1111	Quad C	Pipe Schedule 40	Exposed;3467 sq cm surface;	fixed;2mR/hr;2900 System		
413	1111	Quad C	Pipe Schedule 40	Exposed;42477 sq cm surface;	fixed;2mR/hr;2900 System		
414	1111	Quad C	Pipe Schedule 40	Exposed;15978 sq cm surface;	fixed;2mR/hr;2900 System		
415	1111	Quad C	Globe Valve, 1 ea	29V118;2mR/hr;332 sq cm;2900	System		
416	1111	Quad C	Ball Valve, 13 ea	29V62 thru 29V67;29V70;29V71;	29V115;29V116;29V117;29V125;	29V126;332 sq cm each;2mR/hr;	2900 System
417	1111	Quad C	Gate Valve, 2 ea	29V12;29V106;2mR/hr;1057 sq cm	each;2900 System		
418	1111	Quad C	Ball Valve, 1 ea	29V98;2mR/hr;2900 System;538	sq cm		
419	1111	Quad C	Ball Valve, 2 ea	29V68;29V69;2mR/hr;428 sq cm	each;2900 System		
420	1111	Quad C	Globe Valve, 3 ea	29V14;29V15;29V18;2mR/hr;1419	sq cm each;2900 System		
421	1111	Quad C	Gate Valve, 3 ea	29V11;29V107;29V109;2mR/hr;	4218 sq cm each;2900 System		
422	1111	Quad C	Check Valve, 2 ea	29V104;29V108;2mR/hr;4334 sq	cm each;2900 System		
423	1111	Quad C	Globe Valve, 1 ea	29V13;2mR/hr;5211 sq cm;2900	System		
424	1111	Quad C	Globe Valve, 3 ea	29V16;29V17;29V110;2mR/hr;1044	sq cm each;2900 System		
425	1111	Quad D	Pipe Schedule 40	Exposed;19572 sq cm surface;	2.5mR/hr;2900 System;fixed		
426	1111	Quad D	Pipe Schedule 40	Exposed;7695 sq cm surface;	fixed;2.5mR/hr;2900 System		
427	1111	Quad D	Pipe Schedule 40	Exposed;6934 sq cm surface;	fixed;2.5mR/hr;2900 System		
428	1111	Quad D	Pipe Schedule 40	Exposed;58175 sq cm surface;	fixed;2.5mR/hr;2900 System		
429	1111	Quad D	Check Valve, 1 ea	29V105;2.5mR/hr;4334 sq cm ea;	2900 System		
430	1111	Quad D	Ball Valve, 1 ea	29V114;2.5mR/hr;3341 sq cm ea;	2900 System		
431	1111	Quad D	Gate Valve, 6 ea	29V20;29V21;29V22;29V23;29V24;	29V25;2.5mR/hr;1057 sq cm ea;	2900 System	
4[illegible]	1111	Quad D	Globe Valve, 6 ea	29V26;29V27;29V28;29V29;2[illegible]	29V31;2.5mR/hr;1044 sq cm ea;	2900 System	
[illegible]	111	Quad D	Ball Valve, 6 ea	29V73;29V74;29V75;29V86;[illegible]	29V88;2.5mR/hr;538 sq cm ea;	2900 System	

CV RAD WASTE SHIP INFO BLDG 1111
12-17-85
12:35:15

ITEM	BLDG	LOC IN BUILDING	ITEM DESCRIPTION	FIXED OR LOOSE	CLEAN SCRAP	CLEAN SALVAGE	CONT SALV LICENSEE	CONT DECON	CONT RAD WASTE	REC#
380	1111	Sub-Pile Room	Ball Valve						X	379
381	1111	Sub-Pile Room	Gate Valve, 3 ea							380
382	1111	-40' SPR	Goulds Pump;20-P-01, 20-P-02	FIXED						381
383	1111	-40' SPR	Deming Pump, 20-P-09	FIXED						382
384	1111	-25 Dry Annulus	Weinman Pumps;20-P-18 and 20-P-19	FIXED						383
385	1111	Quad A	Pipe Schedule 40							384
386	1111	Quad A	Pipe Schedule 40							385
387	1111	Quad A	Pipe Schedule 40							386
388	1111	Quad A	Pipe Schedule 40							387
389	1111	Quad A	Pipe Schedule 40							388
390	1111	Quad A	Ball Valve, 4 ea							389
391	1111	Quad A	Globe Valve, 2 ea							390
392	1111	Quad A	Check Valve, 2 ea							391
393	1111	Quad A	Globe Valve, 3 ea							392
394	1111	Quad A	Gate Valve, 3 ea							393
395	1111	Quad A	Globe Valve, 2 ea							394
396	1111	Quad A	Check Valve, 1 ea							395
397	1111	Quad A	Gate Valve, 1 ea							396
398	1111	Quad A	Ball Valve, 2 ea							397
399	1111	Quad A	Ball Valve, 12 ea							398
400	1111	Quad B	Pipe Schedule 40							399
401	1111	Quad B	Pipe Schedule 40							400
402	1111	Quad B	Pipe Schedule 40							401
403	1111	Quad B	Globe Valve, 1 ea							402
404	1111	Quad B	Check Valve, 1 ea							403
405	1111	Quad B	Globe Valve, 3 ea							404
406	1111	Quad B	Gate Valve, 1 ea							405
407	1111	Quad B	Globe Valve, 2 ea							406
408	1111	Quad B	Gate Valve, 2 ea							407
409	1111	Quad B	Globe Valve, 4 ea							408
410	1111	Quad C	Pipe Schedule 40							409
411	1111	Quad C	Pipe Schedule 40							410
412	1111	Quad C	Pipe Schedule 40							411
413	1111	Quad C	Pipe Schedule 40							412
414	1111	Quad C	Pipe Schedule 40							413
415	1111	Quad C	Globe Valve, 1 ea							414
416	1111	Quad C	Ball Valve, 13 ea							415
417	1111	Quad C	Gate Valve, 2 ea							416
418	1111	Quad C	Ball Valve, 1 ea							417
419	1111	Quad C	Ball Valve, 2 ea							418
420	1111	Quad C	Globe Valve, 3 ea							419
421	1111	Quad C	Gate Valve, 3 ea							420
422	1111	Quad C	Check Valve, 2 ea							421
423	1111	Quad C	Globe Valve, 1 ea							422
424	1111	Quad C	Globe Valve, 3 ea							423
425	1111	Quad D	Pipe Schedule 40							424
426	1111	Quad D	Pipe Schedule 40							425
427	1111	Quad D	Pipe Schedule 40							426
428	1111	Quad D	Pipe Schedule 40							427
429	1111	Quad D	Check Valve, 1 ea							428
430	1111	Quad D	Ball Valve, 1 ea							429
431	1111	Quad D	Gate Valve, 6 ea						Y	430
432	1111	Quad D	Globe Valve, 6 ea							431
433	1111	Quad D	Ball Valve, 6 ea							432

CV RAD WASTE SHIP INFO BLDG 1111
12-17-85
11:34:33

ITEM	BLDG	LOC IN BUILDING	ITEM DESCRIPTION	SIZE	WT LBS	VOL CU FT	MATL OF CONST	RAD TOT UCI	RAD UCI/GM	PRINCIPLE ISOTOPES
434	1111	Quad D	Ball Valve, 3 ea	1"	7.5	.06	Stainless St	2.8E-1	8.4E-5	60 Co;55 Fe
435	1111	Quad D	Ball Valve, 21 ea	1/2"	21	.273	Stainless St	1.5	1.6E-4	60 Co;55 Fe
436	1111	0'	Storage Shelf on Quad A Wall				SS Alum			60 Co;55 Fe
437	1111	0'	Pump & Filter Unit, Quad A							
438	1111	0'	Flex Hose, SS, Quad A							
439	1111	0'	Rabbit Control Stations, Quads A&C							
440	1111	0'	Metal Cabinet, Wood Doors							
441	1111	0'	Metal Cabinet Marked Lockheed							
442	1111	0'	SS Fuel Chute Liner							
443	1111	0'	Pedestal Fan							
444	1111	0'	Approx. 45 Lead Bricks							
445	1111	0'	Aluminum Platform into Quad C							
446	1111	0'	Canal E, Large Handling Tool							
447	1111	0'	Miscl Cable Sling Shackles							
448	1111	0'	Tubing in Rack by Canal E							
449	1111	0'	Pumps over Quad C							
450	1111	0'	HT-2 Control Box over Quad C							
451	1111	0'	Pump & Filter over Quad D							
452	1111	0'	Power Tools on Fence by "A"							
453	1111	0'	Moveable Bridge Over Quad A							
454	1111	0'	Metal Step Stool							
455	1111	0'	Stretcher							
456	1111	0'	Gas Bottle Rack, Valve Panel							
457	1111	0'	Bridges over Canal E, 2 ea							
458	1111	-7'	Blower Unit with Hose and Rack							
459	1111	-7'	Air Compressor, Worthington Platfrm							
460	1111	-7'	Pump and Motor							
461	1111	-12'	Small Refrigerator on Rails							
462	1111	-12'	Flow Meter Panel (Ehrise Gages)							
463	1111	-12'	Quad C Hot Cave Blower							
464	1111	-12'	Metal Cabinet, Electronics							
465	1111	-12'	HE-3C Relay Cabinet							
466	1111	-12'	Air Compressor							
467	1111	-12'	Valve Panel, Control Rack							
468	1111	-12'	Chart Drive Cabinet							
469	1111	-12'	Rabbit Gear for Area Monitoring							
470	1111	-15'	Poison Injection Equipment, Spare							
471	1111	-15'	Flow Meter Cabinet							
472	1111	-15'	Water Pump with Piping							
473	1111	-25'	Chair							
474	1111	-25'	Refrigerator Filter, Air Dryer							
475	1111	-25'	Portable Manipulator, Contrasm							
476	1111	-25'	HE3-01 Console with Cabinet							
477	1111	-25'	Control Panel [illegible]							
478	1111	-25'	N2 Bottle Storage Rack							
479	1111	-25'	MCC-[illegible]							
480	1111	-25'	[illegible]							
481	1111	-25'	Chair by [illegible]							
482	1111	-25'	Air Blow [illegible]							
483	1111	-25'	Rabbit Gear for [illegible]							
484	1111	-25'	[illegible]							
[illegible]	1111	-25'	CC Pump [illegible]							
	1111	-25'	MCC-4 Panel [illegible]							
	1111	Quad D	Underwater Rad [illegible]							

CV RAD WASTE SHIP INFO BLDG 1111
12-17-85
11:45:50

ITEM	BLDG	LOC IN BUILDING	NOTES	NOTES CONTINUED	ADDITIONAL NOTES	FINAL NOTES
434	1111	Quad D	29V94;29V95;29V96;2.5mR/hr;	428 sq cm each;2900 System		
435	1111	Quad D	29V76 thru 29V85;29V89 thru	29V93;29V127 thru 29V132;332	sq cm ea;2.5mR/hr;2900 System	
436	1111	0'	Fixed			
437	1111	0'	Fixed;1800 System			
438	1111	0'	Loose			
439	1111	0'	Fixed			
440	1111	0'	Loose			
441	1111	0'	Loose			
442	1111	0'	Loose			
443	1111	0'	Loose			
444	1111	0'	Loose			
445	1111	0'	Fixed			
446	1111	0'	Loose			
447	1111	0'	Loose			
448	1111	0'	Loose			
449	1111	0'	Fixed;1800 System			
450	1111	0'	Loose			
451	1111	0'	Fixed;1800 System			
452	1111	0'	Loose			
453	1111	0'	Loose			
454	1111	0'	Loose			
455	1111	0'	Loose			
456	1111	0'	Fixed			
457	1111	0'	Loose			
458	1111	-7'	Fixed			
459	1111	-7'	Fixed			
460	1111	-7'	Fixed			
461	1111	-12'	Fixed			
462	1111	-12'	Fixed			
463	1111	-12'	Fixed			
464	1111	-12'	Loose			
465	1111	-12'	Fixed			
466	1111	-12'	Fixed			
467	1111	-12'	Fixed			
468	1111	-12'	Fixed			
469	1111	-12'	Fixed			
470	1111	-15'	Fixed			
471	1111	-15'	Fixed			
472	1111	-15'	Fixed			
473	1111	-25'	Loose			
474	1111	-25'	Fixed			
475	1111	-25'	Loose			
476	1111	-25'	Loose			
477	1111	-25'	Fixed			
478	1111	-25'	Fixed			
479	1111	-25'	Fixed			
480	1111	-25'	Fixed			
481	1111	-25'	Loose			
482	1111	-25'	Fixed			
483	1111	-25'	Fixed			
484	1111	-25'	Fixed			
485	1111	-25'	Fixed;1800 System			
486	1111	-25'	Fixed			
487	1111	Quad D	Fixed			

CV RAD WASTE SHIP INFO BLDG 1111
12-17-85
12:35:15

ITEM	BLDG	LOC IN BUILDING	ITEM DESCRIPTION	FIXED OR LOOSE	CLEAN SCRAP	CLEAN SALVAGE	CONT SALV LICENSEE	CONT DECON	CONT RAD WASTE	REC#
434	1111	Quad D	Ball Valve, 3 ea							433
435	1111	Quad D	Ball Valve, 21 ea							434
436	1111	0'	Storage Shelf on Quad A Wall	FIXED					X	435
437	1111	0'	Pump & Filter Unit, Quad A	FIXED						436
438	1111	0'	Flex Hose, SS, Quad A	LOOSE					X	437
439	1111	0'	Rabbit Control Stations, Quads A&C	FIXED					X	438
440	1111	0'	Metal Cabinet, Wood Doors	LOOSE				X		439
441	1111	0'	Metal Cabinet Marked Lockheed	LOOSE				X		440
442	1111	0'	SS Fuel Chute Liner	LOOSE	X					441
443	1111	0'	Pedestal Fan	LOOSE		X				442
444	1111	0'	Approx. 45 Lead Bricks	LOOSE				X		443
445	1111	0'	Aluminum Platform into Quad C	FIXED					X	444
446	1111	0'	Canal E, Large Handling Tool	LOOSE					X	445
447	1111	0'	Miscl Cable Sling Shackles	LOOSE					X	446
448	1111	0'	Tubing in Rack by Canal E	LOOSE				X		447
449	1111	0'	Pumps over Quad C	FIXED						448
450	1111	0'	HT-2 Control Box over Quad C	LOOSE	X					449
451	1111	0'	Pump & Filter over Quad D	FIXED						450
452	1111	0'	Power Tools on Fence by "A"	LOOSE					X	451
453	1111	0'	Moveable Bridge Over Quad A	LOOSE				X		452
454	1111	0'	Metal Step Stool	LOOSE				X		453
455	1111	0'	Stretcher	LOOSE		X				454
456	1111	0'	Gas Bottle Rack, Valve Panel	FIXED	X					455
457	1111	0'	Bridges over Canal E, 2 ea	LOOSE				X		456
458	1111	-7'	Blower Unit with Hose and Rack	FIXED					X	457
459	1111	-7'	Air Compressor, Worthington Platfrm	FIXED				X		458
460	1111	-7'	Pump and Motor	FIXED				X		459
461	1111	-12'	Small Refrigerator on Rails	FIXED				X		460
462	1111	-12'	Flow Meter Panel (Heise Gages)	FIXED				X		461
463	1111	-12'	Quad C Hot Cave Blower	FIXED					X	462
464	1111	-12'	Metal Cabinet, Electronics	LOOSE		X				463
465	1111	-12'	HT-1C Relay Cainet	FIXED		X				464
466	1111	-12'	Air Compressor	FIXED					X	465
467	1111	-12'	Valve Panel, Unistrut Rack	FIXED					X	466
468	1111	-12'	Chart Drive Cabinet	FIXED		X				467
469	1111	-12'	Switch Gear for Area Equipment	FIXED		X				468
470	1111	-15'	Poison Injection Equipment System	FIXED					X	469
471	1111	-15'	Flow Meter Cabinet	FIXED	X					470
472	1111	-15'	Water Pump with Piping	FIXED					X	471
473	1111	-25'	Chair	LOOSE	X					472
474	1111	-25'	Refrigerator Filter, Air Dryer	FIXED				X		473
475	1111	-25'	Portable Manipulator Controller	LOOSE	X					474
476	1111	-25'	EX63-04 Console with Cables	LOOSE		X				475
477	1111	-25'	Control Panels on Wall, Binary Gas	FIXED	X					476
478	1111	-25'	N2 Bottle Storage Racks	FIXED	X					477
479	1111	-25'	MEC E-5 & MCC-1	FIXED		X				478
480	1111	-25'	MG Set 400 Cycle	FIXED		X				479
481	1111	-25'	Chair by Hot Cave	LOOSE	X					480
482	1111	-25'	Air Hose Reel on Wall	FIXED		X				481
483	1111	-25'	Switch Gear for Sub-Pile Room Equip	FIXED		X				482
484	1111	-25'	Hydraulic Units, Rod Drives, 2 ea	FIXED	X					483
485	1111	-25'	Q&C Pump	FIXED						484
486	1111	-25'	MCC-4 Panel	FIXED		X				485
487	1111	Quad D	Underwater Beam Room & Equipment	FIXED					X	486

CV RAD WASTE SHIP INFO BLDG 1111
12-17-85
11:34:33

ITEM	BLDG	LOC IN BUILDING	ITEM DESCRIPTION	SIZE	WT LBS	VOL CU FT	MATL OF CONST	RAD TOT UCI	RAD UCI/GM	PRINCIPLE ISOTOPES
488	1111	Quad D	Lockheed Tables and Equipment							
489	1111	Quad D	HB-1 Parts							
490	1111	Quad D	HB-2 Parts							
491	1111	Quad D	HB-3 Parts							
492	1111	Quad D	Instrument Thimbles							
493	1111	-25'	Radiation Window, Lockheed Hot Cave							
494	1111	-25'	Radiation Window, Westinghouse HtCv							

PD235 Number of Records Read: 493
PD236 Number of Records Selected: 169

CV RAD WASTE SHIP INFO BLDG 1111
12-17-85
12:35:15

ITEM	BLDG	LOC IN BUILDING	ITEM DESCRIPTION	FIXED OR LOOSE	CLEAN SCRAP	CLEAN SALVAGE	CONT SALV	LICENSEE	CONT DECON	CONT RAD WASTE	REC#
488	1111	Quad D	Lockheed Tables and Equipment	FIXED						X	487
489	1111	Quad D	HB-1 Parts	FIXED						X	488
490	1111	Quad D	HB-2 Parts	FIXED						X	489
491	1111	Quad D	HB-3 Parts	FIXED						X	490
492	1111	Quad D	Instrument Thimbles	FIXED						X	491
493	1111	-25'	Radiation Window, Lockheed Hot Cave	FIXED			X				492
494	1111	-25'	Radiation Window, Westinghouse HtCv	FIXED			X				493

PD235 Number of Records Read: 493
PD236 Number of Records Selected: 493

RAD WASTE SHIPPING INFO RB BLDG 1111
10-19-85
04:38:06

Item	Bldg	Loc in Building	Item Description	Size	Wt Lbs	Vol Cu Ft	Matl of Const
1	1111	-34' to -7'	Pipe SCH 40	L-93';D-24"	15922	292	Stainless St
2	1111	Canals F&H	Pipe SCH 40	L-397';D-3"	3005	26.5	Stainless St
3	1111	Canals F&G	Pipe SCH 40	L-51';D-4"	550	5.6	Stainless St
4	1111	Canals G&H	Pipe SCH 40	L-58';D-1-1/2"	158	1.1	Stainless St
5	1111	-25'	Pipe SCH 40	L-68';D-4"	734	7.5	Stainless St
6	1111	-25'	Pipe SCH 40	L-24';D-3"	182	1.6	Stainless St
7	1111	-00	Ball Valve	1-1/2"	5	.03	Stainless St
8	1111	-00	Globe Valve, 2 ea	3"	80	.16	Stainless St
9	1111	-00	Gate Valve, 4 ea	3"	164	2.48	Stainless St
10	1111	-10	Globe Valve	3"	40	.8	Stainless St
11	1111	-10	Gate Valve, 9 ea	3"	369	5.58	Stainless St
12	1111	-10	Gate Valve	6"	178	1.8	Stainless St
13	1111	-10	Gate Valve, 2 ea	8"	540	6.4	Stainless St
14	1111	-15	Globe Valve, 3 ea	1"	7.5	0.35	Stainless St
15	1111	-15	Globe Valve, 2 ea	1-1/2"	14	.14	Stainless St
16	1111	-15	Globe Valve	3"	40	.8	Stainless St
17	1111	-15	Gate Valve, 4 ea	3"	164	2.48	Stainless St
18	1111	-15	Gate Valve	3/4"	3	.018	Stainless St
19	1111	-15	Gate Valve, 7 ea	1"	17.5	.245	Stainless St
20	1111	-15	3-Way Valve, 2 ea	1"	5	.23	Stainless St
21	1111	-15	Pressure Relief	1"	2.5	.035	Stainless St
22	1111	-15	Gate Valve	8"	270	3.2	Stainless St
23	1111	-27	Gate Valve, 3 ea	3"	123	1.86	Stainless St
24	1111	Canal F	Gate Valve	1-1/2"	5.5	.06	Stainless St
25	1111	Canal F	Check Valve	1-1/2"	5	.02	Stainless St
26	1111	Canal F	Gate Valve	4"	106	1.03	Stainless St
27	1111	Canal G	Gate Valve	1-1/2"	5.5	.06	Stainless St
38	1111	Canal G	Check Valve	1-1/2"	5	.02	Stainless St
29	1111	Canal G	Gate Valve	3"	41	.62	Stainless St
30	1111	Canal H	Globe Valve	3"	40	.8	Stainless St
31	1111	Can F,G,H -27'	Pipe SCH 80	L-160';D-3"	1640	10.7	Carbon Steel
32	1111	Canals F,G,H	Pipe SCH 40	L-60';D-4"	647	6.6	Carbon Steel
33	1111	PPP	Gate Valve, 13 ea	3"	533	8.06	Stainless St
34	1111	PPP	Gate Valve, 8 ea	4"	848	8.24	Stainless St
35	1111	PPP	Check Valve, 3 ea	4"	351	2.25	Stainless St
36	1111	PPP	Gate Valve, 4 ea	6"	712	7.2	Stainless St
37	1111	PPP	Gate Valve, 6 ea	2"	60	.36	Stainless St
38	1111	PPP	Check Valve, 5 ea	2"	55	.25	Stainless St
39	1111	PPP	Gate Valve	2-1/2"	16	.09	Stainless St
40	1111	PPP	Gate Valve, 11 ea	3"	451	6.82	Stainless St
41	1111	PPP	Gate Valve, 4 ea	1/2"	8	.032	Stainless St
42	1111	PPP	Gate Valve, 7 ea	3/4"	21	.126	Stainless St
43	1111	PPP	Pressure Relief, 2 ea	3/4"	2	.017	Stainless St
44	1111	PPP	Gate Valve, 10 ea	1-1/2"	55	.6	Stainless St
45	1111	PPP	Check Valve, 2 ea	6"	358	2.8	Stainless St
49	1111	PPP -25' Level	Pipe SCH 40	L-85';D-10"	3441	53.6	Carbon Steel
50	1111	PPP -25' Level	Pipe SCH 40	L-31';D-12"	1538	27.5	Carbon Steel
51	1111	PPP -25' Level	Pipe SCH 40	L-14';D-6"	266	3.4	Carbon Steel
52	1111	PPP -25' Level	Gate Valve	1"	2.5	.035	Stainless St
53	1111	PPP -25' Level	Gate Valve	2"	10	.06	Stainless St
54	1111	PPP -25' Level	Check Valve	2"	11	.05	Stainless St
55	1111	PPP -25' Level	Gate Valve, 4 ea	6"	712	7.2	Stainless St
56	1111	PPP -25' Level	Gate Valve, 2 ea	8"	540	6.4	[illegible]
57		PPP -25' Level	Check Valve, 2 ea	8"	[illegible]		

RAD WASTE SHIPPING INFO RB BLDG 1111
10-19-85
04:46:21

Item	Bldg	Loc in Building	Item Description	Rad Tot uCi	Rad uCi/gm	Principle Isotopes
1	1111	-34' to -7'	Pipe SCH 40	3.2	4.4E-6	60 Co;55 Fe
2	1111	Canals F&H	Pipe SCH 40	8.8E-1	2.2E-6	60 Co;55 Fe
3	1111	Canals F&G	Pipe SCH 40	1.2E-1	5E-7	60 Co;55 Fe
4	1111	Canals G&H	Pipe SCH 40	3E-1	4.2E-6	60 Co;55 Fe
5	1111	-25'	Pipe SCH 40	1	2.9E-5	60 Co;55 Fe
6	1111	-25'	Pipe SCH 40	2.7E-1	3.3E-6	60 Co;55 Fe
7	1111	-00	Ball Valve	3.6E-4	1.5E-7	60 Co;55 Fe
8	1111	-00	Globe Valve, 2 ea	9.3E-3	2.5E-7	60 Co;55 Fe
9	1111	-00	Gate Valve, 4 ea	30E-3	4E-7	60 Co;55 Fe
10	1111	-10	Globe Valve	1.8E-2	1E-6	60 Co;55 Fe
11	1111	-10	Gate Valve, 9 ea	13.5E-2	81E-8	60 Co;55 Fe
12	1111	-10	Gate Valve	3.2E-2	4E-7	60 Co;55 Fe
13	1111	-10	Gate Valve, 2 ea	9.8E-2	4E-7	60 Co;55 Fe
14	1111	-15	Globe Valve, 3 ea	7.5E-2	22.2E-6	60 Co;55 Fe
15	1111	-15	Globe Valve, 2 ea	3.6E-2	5.6E06	60 Co;55 Fe
16	1111	-15	Globe Valve	9.3E-2	5.1E-6	60 Co;55 Fe
17	1111	-15	Gate Valve, 4 ea	30E-2	4E-6	60 Co;55 Fe
18	1111	-15	Gate Valve	7.2E-3	5.2E-6	60 Co;55 Fe
19	1111	-15	Gate Valve, 7 ea	9.8E-2	12.6E-6	60 Co;55 Fe
20	1111	-15	3-Way Valve, 2 ea	6.8E-2	3.0E-5	60 Co;55 Fe
21	1111	-15	Pressure Relief	4.0E-4	3.5E-7	60 Co;55 Fe
22	1111	-15	Gate Valve	2.4E-1	2E-6	60 Co;55 Fe
23	1111	-27	Gate Valve, 3 ea	1.5E-1	2.7E-6	60 Co;55 Fe
24	1111	Canal F	Gate Valve	2.7E-2	1E-5	60 Co;55 Fe
25	1111	Canal F	Check Valve	1.3E-2	5.9E-6	60 Co;55 Fe
26	1111	Canal F	Gate Valve	1.6E-1	3.4E-6	60 Co;55 Fe
27	1111	Canal G	Gate Valve	2.2E-2	9E-6	60 Co;55 Fe
38	1111	Canal G	Check Valve	1.1E-2	4.9E-6	60 Co;55 Fe
29	1111	Canal G	Gate Valve	9.4E-2	5E-6	60 Co;55 Fe
30	1111	Canal H	Globe Valve	8.1E-2	4.5E-6	60 Co;55 Fe
31	1111	Can F,G,H -27'	Pipe SCH 80	6.6	8.8E-6	60 Co;55 Fe
32	1111	Canals F,G,H	Pipe SCH 40	3.1	1E-4	60 Co;55 Fe
33	1111	PPP	Gate Valve, 13 ea	28.6E-1	120.9E-7	60 Co;55 Fe
34	1111	PPP	Gate Valve, 8 ea	25.6E-1	68E-7	60 Co;55 Fe
35	1111	PPP	Check Valve, 3 ea	7.2E-1	4.5E-6	60 Co;55 Fe
36	1111	PPP	Gate Valve, 4 ea	19.2E-1	6E-6	60 Co;55 Fe
37	1111	PPP	Gate Valve, 6 ea	32.4E-2	11.4E-6	60 Co;55 Fe
38	1111	PPP	Check Valve, 5 ea	18.5E-2	7.5E-6	60 Co;55 Fe
39	1111	PPP	Gate Valve	6.4E-2	8.9E-6	60 Co;55 Fe
40	1111	PPP	Gate Valve, 11 ea	24.2E-1	12.1E-6	60 Co;55 Fe
41	1111	PPP	Gate Valve, 4 ea	28.8E-3	7.6E-6	60 Co;55 Fe
42	1111	PPP	Gate Valve, 7 ea	12.6E-2	12.6E-6	60 Co;55 Fe
43	1111	PPP	Pressure Relief, 2 ea	2E-2	2.2E-5	60 Co;55 Fe
44	1111	PPP	Gate Valve, 10 ea	22E-2	90E-7	60 Co;55 Fe
45	1111	PPP	Check Valve, 2 ea	7.2E-1	4.4E-5	60 Co;55 Fe
49	1111	PPP -25' Level	Pipe SCH 40	108	6.92E-5	60 Co;55 Fe
50	1111	PPP -25' Level	Pipe SCH 40	47	6.74E-5	60 Co;55 Fe
51	1111	PPP -25' Level	Pipe SCH 40	11	9.12E-5	60 Co;55 Fe
52	1111	PPP -25' Level	Gate Valve	4.5E-3	4E-6	60 Co;55 Fe
53	1111	PPP -25' Level	Gate Valve	7.6E-3	1.6E-6	60 Co;55 Fe
54	1111	PPP -25' Level	Check Valve	5.3E-3	1E-6	60 Co;55 Fe
55	1111	PPP -25' Level	Gate Valve, 4 ea	40.8E-2	8.4E-7	60 Co;55 Fe
56	1111	PPP -25' Level	Gate Valve, 2 ea	2E-1	8.4E-7	60 Co;55 Fe
57	1111	PPP -25' Level	Check Valve, 2 ea	1[illegible]5E-2	5.8E-7	60 Co;55 Fe

RAD WASTE SHIPPING INFO RB BLDG 1111
10-19-85
04:52:04

Item	Notes	Notes Continued	Additional Notes	Final Notes
1	Buried in Concrete;542591 sq	sm;13248 d/m; 1000 sys		
2	Q&C Recirc sys;exposed;100 ur;	1800 sys		
3	Q&C Recirc Sys;exposed;25 ur;	1800 sys		
4	Q&C Recirc Sys;exposed;100 ur;	1800 sys		
5	Q&C Recirc Sys;exposed;150 ur;	1800 sys		
6	Q&C Recirc Sys;exposed;150 ur;	1800 sys		
7	1800 sys;18V85;538 sq cm fixed	8 ur		
8	1800 sys;18V24,18V25 RB+1;20	ur;5211 sq cm fixed		
9	1800 sys;18V26,18V44,18V45,	18V46 RB+1;4218 sq cm fixed;	20 ur	
10	1800 Sys;18V23 RB-10;5211 sq	cm fixed; 40 ur		
11	1800 sys;18V38,18V27,18V28,	18V29,18V30,18V39,18V40,18V41,	18V42 RB-10;4218 sq cm fixed;	40 ur
12	1800 sys;18V60 RB-10;9007 sq	cm fixed; 40 ur		
13	1800 sys;18V58,18V61 RB-10;40	ur;13622 sq cm fixed		
14	1800 sys;18V77,18V78,18V88 RB	-15;1419 sq cm fixed; 200 ur		
15	1800 sys;18V76,18V86 RB-15;	1044 sq cm fixed; 200 ur		
16	1800 sys;18V75 RB-15;5211 sq	cm fixed;200 ur		
17	1800 Sys;18V71,18V72,18V73,	18V74 RB-15;4218 sq cm fixed;	200 ur	
18	1800 sys;18V91 RB-15;403 sq	cm fixed; 200 ur		
19	1800 sys;18V79,18V80,18V81,	18V84,18V87,18V89,18V90 RB-15;	660 sq cm fixed;275 ur	
20	1800 sys;18V82,18V83 RB-15;	1419 sq cm fixed; 275 ur		
21	1800 sys; 18V95 RB-15;397 sq	cm fixed; 15 ur		
22	1800 sys;18V59 RB-15;13622 sq	cm fixed;200 ur		
23	1800 sys;18V63,18V64,18V62	RB-27;4218 sq cm fixed; 400 ur		
24	1800 Sys;18V180 CF+4;300 ur;	1057 sq cm fixed		
25	1800 sys;18V180 CF+4;300 ur;	551 sq cm fixed		
26	1800 sys;18V98 CF+2;300 ur;	6153 sq cm fixed		
27	1800 sys;18V191 CG+2;250 ur;	1057 sq cm fixed		
38	1800 sys;18V191 CG+2;250 ur;	551 sq cm fixed		
29	1800 sys;18V200 CG+4;250 ur;	4218 sq cm fixed		
30	1800 sys;18V99 CH;175 ur;	5211 sq cm fixed		
31	Buried in concrete;136153.6 sq	cm;107855 dpm/100 sq cm;1900	sys	
32	Exposed;65661.6 sq cm;107855	dpm/100 sq cm;1900 sys		
33	1800 Sys;18V55,-56,-101,-104,	-105,-106,-181,-182,-188,-189,	-192,-193,-199;4218 sq cm fix.	600 ur
34	1800 sys;18V107,-108,-109,-110	-113,-114,-115,-190;6153 sq cm	fixed;600 ur	
35	1800 sys;18V111,-112,-190;	4644 sq cm fixed;600 ur		
36	1800 sys;18V01 thru 18V04;9007	sq cm fixed; 600 ur		
37	1800 sys;18V116,-117,-118,-136	-131,-135;1041 sq cm fixed;	600 ur	
38	1800 sys;18V135,-136,-128,-129	-130;774 sq cm fixed;600 ur		
39	1800 sys;18V57 PPP-25;1212 sq	cm fixed;600 ur		
40	1800 sys;18V07,-08,-09,-10,-11	-12,-13,-14,-37,-53,-54 PPP-25	4218 sq cm fixed;600 ur	
41	1800 sys;18V139,-140,-141,-142	261 sq cm fixed; 400 ur		
42	1800 sys;18V133,-132,-134,-137	-138,-143,-144;403 sq cm fixed	500 ur	
43	1800 sys;18V148,18V149 PPP-9;	338 sq cm fixed; 400 ur		
44	1800 sys;18V183,-184,-185,-186	-187,-194,-195,-196,-197,-198	1057 sq cm fixed;250 ur	
45	1800 sys;18V05,18V06 PPP-25;	6862 sq cm fixed;600 ur		
49	107855 avg dpm/100 sq cm x	2219 units of 100 sq cm/85'div	2.22E6;Q&C pump-out sys;	exposed;1900 sys
50	Used 107855 dpm/100 sq cm x	962 units of 100 sq cm div.	2.22E6;Q&C pump-out sys;	exposed;1900 sys
51	107855 dpm/100 sq cm x 226 un	of 100 sq cm div. 2.22E6;Q&C	pump-out sys;exposed;1900	sys
52	1900 sys;19V31 PPP;660 sq cm	fixed;85 ur		
53	1900 sys;19V30 PPP-25;1041 sq	cm fixed;85 ur		
54	1900 sys;19V32 PPP-27;774 sq	cm fixed;85 ur		
55	1900 sys;19V12,-27,-28,-29 PPP	-25;9007 sq cm fixed;85 ur		
56	1900 sys;19V03,-04 PPP-20;	13622 sq cm fixed;85 ur		
57	1900 sys;19V05,-06 PPP;85 ur;	11558 sq cm fixed		

RAD WASTE SHIPPING INFO RB BLDG 1111
10-19-85
04:38:06

Item	Bldg	Loc in Building	Item Description	Size	Wt Lbs	Vol Cu Ft	Matl of Const
58	1111	PPP -25' Level	Gate Valve, 2 ea	10"	900	6.34	Stainless St
59	1111	-27	Gate Valve, 3 ea	6"	534	5.4	Stainless St
60	1111	-15'Pumpout Ln	Pipe SCH 40	L-8';D-3"	61	.5	Carbon Steel
61	1111	-15'	Pipe SCH 40	L-20';D-3"	150	1.3	Carbon Steel
62	1111	-15'	Pipe SCH 40	L-130';D-3"	984	8.7	Carbon Steel
63	1111	-15'	Pipe SCH 40	L-16';D-4"	173	1.8	Carbon Steel
64	1111	-15'to -25'	Pipe SCH 40	L-235';D-2-1/2	1361	10.6	Carbon Steel
65	1111	-25'	Pipe SCH 40	L-16';D-6"	304	4	Carbon Steel
66	1111	-25'	Pipe SCH 40	L-70';D-12"	3472	62	Carbon Steel
67	1111	-25'	Pipe SCH 40	L-28';D-4"	302	3.1	Carbon Steel
68	1111	-25'	Pipe SCH 40	L-21';D-1"	35	.2	Carbon Steel
69	1111	-15'South Wall	RB Decon Rm;Sump 1/2" Wall	H-62";D-48"	2380	65	Stainless St
70	1111	-25' Level PPP	Pipe SCH 40	L-16';D-2"	58	.5	Carbon Steel
71	1111	Canal H PPP -25	Pipe SCH 40	L-86';D-2"	314	2.6	Carbon Steel
72	1111	-10	Gate Valve	2-1/2"	16	.09	Stainless St
73	1111	-15	Pressure Valve	3"	30	.55	Stainless St
74	1111	-15	Gate Valve, 2 ea	3"	82	1.24	Stainless St
75	1111	-25	Gate Valve, 2 ea	2-1/2"	32	.18	Stainless St
76	1111	-25	Check Valve	2-1/2"	14	.07	Stainless St
77	1111	-25	Gate Valve, 2 ea	6"	356	3.6	Stainless St
78	1111	PPP	Gate Valve, 2 ea	4"	212	2.06	Stainless St
79	1111	PPP	Check Valve	4"	117	.75	Stainless St
80	1111	PPP	Gate Valve, 2 ea	6"	356	3.6	Stainless St
81	1111	PPP	Check Valve, 2 ea	6"	358	2.8	Stainless St
82	1111	-25' Level	PPP Room Hot Sump 1/2" Wall	H-7'6";D-7'	4983	289	Carbon Steel
83	1111	-15' Level	Pipe SCH 40, 16" Waste Air Line	L-85';D-16"	5355	119	Carbon Steel
84	1111	-25' Level PPP	PPP Sump Vent	L-25';D-4"	269.75	2.8	Carbon Steel
85	1111	-25'Pipe Trench	Pipe SCH 40 Contaminated Air frm RT	L-50';D-2"	182	1.5	Carbon Steel
86	1111	-25'	Containment Vessel Cont. Air Pipe	L-160';D-6"	3035.2	38	Carbon Steel
87	1111	Canal H -27'Bur	Waste Air frm Canal H to HPT	L-1260";D-2"	383.46	3.2	Carbon Steel
88	1111		Gate Valve, 2 ea	2"	20	.12	Stainless St
89	1111		Gate Valve, 4 ea	6"	712	7.2	Stainless St
90	1111		Check Valve	6"	179	1.4	Stainless St
91	1111		Globe Valve	6"	245	4.2	Stainless St
92	1111	West Airlock	Ball Valve	1/2"	1	.008	Stainless St
93	1111	-25'	Gate Valve	4"	106	1.03	Stainless St
94	1111	Canal G -25'	Fuel Storage Baskets, 6 ea	L-48;W-48";H-8'6"	9000	690	SS Cadmium Ln
95	1111	Canal G -25'	Fuel Storage Basket Support Struct		1224	65	SS 2"-3"
96	1111	Canal G -25'	Type 3&4 FE Stor Bskts, 2 ea	L-21;W-42;H-52	1000	53	SS Cadmium Ln
97	1111	Canal G -25'	Plug Type Basket	L-18;W-18;H-48	300	9	Stainless St
98	1111	Canal G	Knapp-Mills Fuel Ele Ship Casks,3ea	H-48";D-46"	60000	46	Carb St Lead
99	1111	Canal G	Knapp-Mills Ship Casks Supp Stn,3ea	L-81;W-72;H-8-3/4	1723	30	Carbon Steel
100	1111	Canal H	MUR Core Box	L-67.5";W-63";H-72.5"	4000	179	SS AL Berryl
101	1111	Canal H	Core Support Struct, 1" Thick Frame	L-70";W-70";H-31.5"	3000	89	SS Alum
102	1111	Canal H	Fuel Storage Basket	L-21;W-42;H-52	500	26.5	SS Cadium
103	1111	Canal H	HB-6 Support Stand	L-30";W-18";H-86.5"	495	27	AL Channl Bms
104	1111	Canal H	SS Angle Frame	L-6';W-3';H-6'	400	30	SS Angle
105	1111	-25 PPP Rm	Fairbanks Morse Pumps 20-P-03	L-18;W-18;H-144	500	27	Cast Iron
106	1111	-25 PPP Rm	Fairbanks Morse Pump;20P-04	L-18;W-18;H-144	600	27	Cast Iron
107	1111	-15 Decon Pumps	Yeoman Pumps	L-12;W-12;H-48	150	4	Steel

PD235 Number of Records Read: 104
PD236 Number of Records Selected: 104

RAD WASTE SHIPPING INFO RB BLDG 1111
11-22-85
12:56:47

Item	Bldg	Loc in Building	Item Description	Notes	Notes Continued	Additional Notes	Final Notes
58	1111	PPP -25' Level	Gate Valve, 2 ea	1900 sys;19V01,-02 PPP-25;	28328 sq cm fixed;85 ur		
59	1111	-27	Gate Valve, 3 ea	1900 sys;19V20,-21,-22 RB-27;	9007 sq cm fixed;85 ur		
60	1111	-15'Pumpout Ln	Pipe SCH 40	Exposed;6808 sq cm;40 ur/hr;	2000 sys		
61	1111	-15'	Pipe SCH 40	Buried in dirt;14902 sq cm;40	ur/hr;2000 sys		
62	1111	-15'	Pipe SCH 40	Exposed;110629 sq cm;300 ur/hr	2000 sys		
63	1111	-15'	Pipe SCH 40	Exposed;17510 sq cm; 300 ur/hr	2000 sys		
64	1111	-15'to -25'	Pipe SCH 40	164397 sq cm exposed;30 ur/hr;	Ref. Dwg. 00375,00376,00385;	2000 sys	
65	1111	-25'	Pipe SCH 40	Exposed in trench -25';25775	sq cm; 80 ur/hr;2000 sys		
66	1111	-25'	Pipe SCH 40	Hot drain in trench to PPP	sump;217207 sq cm;exposed in	trench;30 ur/hr;2000 sys	
67	1111	-25'	Pipe SCH 40	27444 sq cm;30 ur/hr; 2000 sys			
68	1111	-25'	Pipe SCH 40	5346 sq cm buried in concrete;	Ref. Dwg. 00375,00376,00385;	2000 sys;25 ur/hr	
69	1111	-15'South Wall	RB Decon Rm;Sump 1/2" Wall	106990 sq cm (116 sq ft);Ref.	Dwg. 00415;exposed;80 ur/hr;	2000 sys;fixed	
70	1111	-25' Level PPP	Pipe SCH 40	Exposed;H.D. from Canal H in	PPP Rm. to hot sump;Ref. Dwg.	00375,00376,00385;9246 sq cm;	1500 c/m;2000 sys
71	1111	Canal H PPP -25	Pipe SCH 40	Buried in concrete;49693 sq cm	2000 sys; 1500 c/m		
72	1111	-10	Gate Valve	2000 sys;20V56 RB-10;1212 sq	cm fixed;320 ur		
73	1111	-15	Pressure Valve	2000 sys;20V133 RB-15;3818 sq	cm fixed;10 ur		
74	1111	-15	Gate Valve, 2 ea	2000 sys;20V148,-149 RB-15;	4218 sq cm fixed;40 ur		
75	1111	-25	Gate Valve, 2 ea	2000 sys;20V01,-55 RB-25;1212	sq cm fixed;45 ur		
76	1111	-25	Check Valve	2000 sys;20V57 RB-25;1006 sq	cm fixed;200 ur		
77	1111	-25	Gate Valve, 2 ea	2000 sys;20V53,-62 RB-25;9007	sq cm fixed;200 ur		
78	1111	PPP	Gate Valve, 2 ea	2000 sys;20V03,-59 PPP;6153 sq	cm fixed;225 ur		
79	1111	PPP	Check Valve	2000 sys;20V04 PPP;4644 sq cm	fixed;250 ur		
80	1111	PPP	Gate Valve, 2 ea	2000 sys;20V02,-05 PPP;9007 sq	cm fixed;250 ur		
81	1111	PPP	Check Valve, 2 ea	2000 [illegible];20V06,-61 PPP;6862	sq cm fixed;300 ur		
82	1111	-25' Level	PPP Room Hot Sump 1/2" Wall	22472[illegible] sq cm (242 sq ft);encas	in concrete;4000 c/m;200[illegible] sys;	fixed	
83	1111	-15' Level	Pipe SCH 40, 16" Waste Air Line	Expo[illegible] ur/hr;330863 sq cm;	3300 sys		
84	1111	-25' Level PPP	PPP Sump Vent	Fix[illegible] sq cm surface;	exposed;200[illegible] c/m;2[illegible]		
85	1111	-25'Pipe Trench	Pipe SCH 40 Contaminated Air frm RT	Exp[illegible] r/hr;28991.5 sq cm;	3300 sys		
86	1111	-25'	Containment Vessel Cont. Air Pipe	Fix[illegible].8 sq cm surface;	exposed;110[illegible]		
87	1111	Canal H -7'Bur	Waste Air frm Canal H to HPT	Fix[illegible] sq cm surface;5	mr/hr;burie[illegible]	[illegible] sys	
88	1111		Gate Valve, 2 ea	3[illegible] [illegible]PP;1041 [illegible]	cm fixed;[illegible]		
89	1111		Gate Valve, 4 ea	3[illegible] [illegible]0,-50 [illegible]	9007 sq c[illegible]		
90	1111		Check Valve	3[illegible] [illegible]:50	sq cm [illegible]		
91	1111		Globe Valve	[illegible]	[illegible]		
92	1111	Vent [illegible]	[illegible]ll Valve	[illegible]	[illegible]		
93	1111	-25'	[illegible]ate Valve	[illegible]	[illegible]		
94	[illegible]	[illegible]	[illegible]al Storage [illegible]	[illegible]	[illegible]		
95	[illegible]	[illegible]	[illegible]al Storage [illegible]	[illegible]	[illegible]		
[illegible]	[illegible]	[illegible]	[illegible]	[illegible]	[illegible]		
[illegible]	[illegible]	[illegible]	[illegible]	[illegible]	[illegible]		
[illegible]	[illegible]	[illegible]	[illegible]	[illegible]	[illegible]		
[illegible]	[illegible]	[illegible]	[illegible]	[illegible]	[illegible]		

RAD WASTE SHIPPING INFO RB BLDG 1111
10-19-85
04:46:21

Item	Bldg	Loc in Building	Item Description	Rad Tot uCi	Rad uCi/gm	Principle Isotopes
58	1111	PPP -25' Level	Gate Valve, 2 ea	4.2E-1	10.6E-7	60 Co;55 Fe
59	1111	-27	Gate Valve, 3 ea	20.4E-2	8.4E-7	60 Co;55 Fe
60	1111	-15'Pumpout Ln	Pipe SCH 40	2.4E-2	8.8E-7	60 Co;55 Fe
61	1111	-15'	Pipe SCH 40	5.3E-2	7.8E-7	60 Co;55 Fe
62	1111	-15'	Pipe SCH 40	2.9	6.7E-6	60 Co;55 Fe
63	1111	-15'	Pipe SCH 40	4.7E-1	6E-6	60 Co;55 Fe
64	1111	-15'to -25'	Pipe SCH 40	4.4E-1	7.2E-7	60 Co;55 Fe
65	1111	-25'	Pipe SCH 40	1.6	1.1E-5	60 Co;55 Fe
66	1111	-25'	Pipe SCH 40	5.8E-1	3.7E-7	60 Co;55 Fe
67	1111	-25'	Pipe SCH 40	7.4E-2	5.4E-7	60 Co;55 Fe
68	1111	-25'	Pipe SCH 40	1.1E-2	7.5E-7	60 Co;55 Fe
69	1111	-15'South Wall	RB Decon Rm;Sump 1/2" Wall	7.7E-1	7.1E-7	60 Co;55 Fe
70	1111	-25' Level PPP	Pipe SCH 40	6.2E-1	2.3E-5	60 Co;55 Fe
71	1111	Canal H PPP -25	Pipe SCH 40	3.3	2.3E-5	60 Co;55 Fe
72	1111	-10	Gate Valve	3.4E-2	4.7E-6	60 Co;55 Fe
73	1111	-15	Pressure Valve	3.4E-3	2.5E-7	60 Co;55 Fe
74	1111	-15	Gate Valve, 2 ea	3.0E-2	8E-7	60 Co;55 Fe
75	1111	-25	Gate Valve, 2 ea	9.6E-3	6.6E-7	60 Co;55 Fe
76	1111	-25	Check Valve	1.8E-2	2.8E-5	60 Co;55 Fe
77	1111	-25	Gate Valve, 2 ea	3.2E-1	2E-6	60 Co;55 Fe
78	1111	PPP	Gate Valve, 2 ea	2.4E-1	2.4E-6	60 Co;55 Fe
79	1111	PPP	Check Valve	1E-1	1.9E-6	60 Co;55 Fe
80	1111	PPP	Gate Valve, 2 ea	4E-1	2.4E-6	60 Co;55 Fe
81	1111	PPP	Check Valve, 2 ea	1.8E-1	1.1E-6	60 Co;55 Fe
82	1111	-25' Level	PPP Room Hot Sump 1/2" Wall	4E1	1.7E-4	60 Co;55 Fe
83	1111	-15' Level	Pipe SCH 40, 16" Waste Air Line	1.5E-1	6E-8	60 Co;55 Fe
84	1111	-25' Level PPP	PPP Sump Vent	2.4	2E-5	60 Co;55 Fe
85	1111	-25'Pipe Trench	Pipe SCH 40 Contaminated Air frm RT	5.1	6.2E-5	60 Co;55 Fe
86	1111	-25'	Containment Vessel Cont. Air Pipe	2.5	1.8E-6	60 Co;55 Fe
87	1111	Canal H -27'Bur	Waste Air frm Canal H to HPT	2.3E1	1.4E-4	60 Co;55 Fe
88	1111		Gate Valve, 2 ea	3.6E-2	3.8E-6	60 Co;55 Fe
89	1111		Gate Valve, 4 ea	6.4E-1	20E-7	60 Co;55 Fe
90	1111		Check Valve	8.2E-2	1E-6	60 Co;55 Fe
91	1111		Globe Valve	1.5E-1	1.4E-6	60 Co;55 Fe
92	1111	West Airlook	Ball Valve	1.6E-4	3.5E-7	60 Co;55 Fe
93	1111	-25'	Gate Valve	1E-2	2.2E-7	60 Co;55 Fe
94	1111	Canal G -25'	Fuel Storage Baskets, 6 ea	3.2E1	4.7E-5	60 Co;55 Fe
95	1111	Canal G -25'	Fuel Storage Basket Support Struct	4.2	7.6E-6	60 Co;55 Fe
96	1111	Canal G -25'	Type 3&4 FE Stor Bskts, 2 ea	13.4E-1	5.8E-6	60 Co;55 Fe
97	1111	Canal G -25'	Plug Type Basket	2.4E-1	1.7E-6	60 Co;55 Fe
98	1111	Canal G	Knapp-Mills Fuel Ele Ship Casks,3ea	27.6E-2	3E-8	60 Co;55 Fe
99	1111	Canal G	Knapp-Mills Ship Casks Supp Stn,3ea	24.9E-1	3E-6	60 Co;55 Fe
100	1111	Canal H	MUR Core Box	28000	1.5E-2	60 Co;55 Fe;63 Ni
101	1111	Canal H	Core Support Struct, 1" Thick Frame	349	2.6E-4	60 Co;55 Fe
102	1111	Canal H	Fuel Storage Basket	9.6	4.3E-5	60 Co;55 Fe;63 Ni
103	1111	Canal H	HB-6 Support Stand	4	1.8E-5	60 Co;55 Fe
104	1111	Canal H	SS Angle Frame	1E-1	5.9E-7	60 Co;55 Fe
105	1111	-25 PPP Rm	Fairbanks Morse Pumps 20-P-03	1.2E1	5.6E-4	60 Co;90 Sr;137 Cs
106	1111	-25 PPP Rm	Fairbanks Morse Pump;20P-04	1.2E1	4.7E-4	60 Co;90 Sr;137 Cs
107	1111	-15 Decon Pumps	Yeoman Pumps	1.2E-1	1.7E-6	60 Co;90 Sr;137 Cs

PD235 Number of Records Read: 104
PD236 Number of Records Selected: 104

RAD WASTE SHIPPING INFO HL BLDG 1112
11-22-85
08:46:38

ITEM	BLDG	LOC IN BUILDING	ITEM DESCRIPTION	NOTES	NOTES CONTINUED	ADDITIONAL NOTES	FINAL NOTES
1	1112	Canals J&K	Pipe Sch 40	Q&C recirc sys 30'ea canal=278	un 100 sq cm;13851.3 sq cm 30'	350 c/m;3500 d/m;1800 sys	
2	1112	Canal J	Pipe Sch 40	Q&C recirc sys;54715 sq cm;400	c/m;4000 d/m;1800 sys		
3	1112	Canal K	Pipe Sch 40	Q&C recirc sys;15317.28 sq cm;	300 c/m;3000 d/m;1800 sys		
4	1112	Hot Pipe Tunnel	Pipe Sch 40	Q&C pump out pipe-rad lvl=	20000dpm(est actv) x 5221(un	100 sq cm/200')div 2.22E-6=tot	522098 sq cm;1900 sys
5	1112	Hot Pipe Tunnel	Pipe Sch 40	Q&C pump out pipes-rad lvl=	20000dpm(est actv)x 6444(un	100 sq cm/400')div 2.22E-6=tot	644352 sq cm;1900 sys
6	1112	Canal K	Gate Valves, 18V65, 18V66	Fixed;4218 sq cm ea;3000 d/m;	1800 sys		
7	1112	Canal J	Gate Valves, 18V67, 18V68	4218 sq cm;fixed;4000 d/m;	1800 sys		
8	1112	Canals J&K,-27'	Pipe Sch 80	Buried in concrete;161682 sq	cm;107855 dpm/100 sq cm;1900	sys	
9	1112	Canals J&K	Pipe Sch 40	Exposed;43774 sq cm;107855 dpm	per 100 sq cm;1900 sys		
10	1112	Flrs;Hot Cells	Pipe Sch 40	5961 sq cm HL&HPT Ht Drns&Flrs	Ref Dwg PF04645,-46,-47,buried	40 mr; 2000 sys	
11	1112	Flrs;Hot Cells	Pipe Sch 40	305800 sq cm HL&HPT Ht Drns &	Flrs; Ref Dwg PF04645,-46,-47,	buried, 40 mr, 2000 sys	
12	1112	Flrs;Hot Cells	Pipe Sch 40	HL&HPT Ht Drns&Flrs;Ref Dwgs	PF04645,-46,-47,buried,2000sys	10 mr;2000 sys;2505 sq cm	
13	1112	Flrs;Hot Cells	Pipe Sch 40	HL&HPT Ht Drns&Flrs;Ref Dwgs	PF04645,-46,-47,buried,20 mr;	2000 sys;5519 sq cm	
14	1112	HPT	Pipe Sch 40	HL&HPT Ht Drns&Flrs;Ref Dwgs	PF04645,-46,-47,exposed,	50 mr;2000 sys;60192 sq cm	
15	1112	HPT	Pipe	HL&HPT Ht Drns&Flrs;Ref Dwgs	PF04645,-46,-47,exposed;13	readings from 11-2200 mr-avg	397mr;2000 sys;122573 sq cm
16	1112	HPT	Pipe	HL&HPT Ht Drns&Flrs;Ref Dwgs	PF04645,-46,-47,exposed;300mr;	2000 sys;36983 sq cm	
17	1112	HPT	Pipe Sch 40	HL&HPT Ht Drns&Flrs;Ref Dwgs	PF04645,-46,-47,exposed;tot	inc 15' in pipe chase to RB;32 mr avg;2000sys;558496 sq cm	
18	1112	HPT	Pipe Sch 40	HL&HPT Ht Drns&Flrs;Ref Dwgs	PF04645,-46,-47,exposed;40 mr;	2000 sys;8510 sq cm	
19	1112	HPT	Pipe Sch 40	HL&HPT Ht Drns&Flrs;Ref Dwgs	PF04645,-46,-47,exposed;20 mr;	2000 sys;4045 sq cm	
20	1112	HPT	Pipe Sch 40	HL&HPT Ht Drns&Flrs;Ref Dwgs	PF04645,-46,-47,exposed;10 mr;	2000 sys;7920 sq cm	
21	1112	HPT	Pipe Sch 40	HL&HPT Ht Drns&Flrs;Ref Dwgs	PF04645,-46,-47,exposed;40 mr;	2000 sys;142272 sq cm	
22	1112	HPT	Check Valve, 2 ea	20V19 ,20V21 HPT;50mr/hr;1006	sq cm fixed;2000 sys;2 ea		
23	1112	HPT	Gate Valve, 2 ea	20V18 HPT, 20V20 HPT,300ur/hr;	1212 sq cm fixed;2000 sys,2 ea		
24	1112	HPT	Gate Valve	4218 sq cm fixed; 40mr/hr;2000	sys;20V100		
25	1112	HPT,-12' Level	Hot Lab Hot Sump, 1/2" Wall	105068 sq cm;encased in conc;	access by hatch loc out near	trk door entrance to HL;50 mr	inside;2000 sys
26	1112	HL to HPT	Weld Hood Exhaust Pipe	Fixed;62057.2 sq cm surface;	4 mr;3300 sys		
27	1112	HPT	Weld Hood Exhaust Pipe	Fixed;146187.44 sq cm surface;	4 mr;3300 sys		
28	1112	HPT	16" Waste Air Pipe, Insulated	Fixed;778502 sq cm surface;18	mr avg;3300 sys		
29	1112	HPT	Normal Vents; Cells 3 thru 7	Fixed;1150510.75 sq cm surface	21 mr;3300 sys		
30	1112	HPT	22" Open Door Vent, Cells, 3 thru 7	Fixed;1046645.2 sq cm surface;	29 mr;3300 sys		
31	1112	HPT	Cells 1&2 Vent	Fixed;1610269.1 sq cm surface;	17 mr;3300 sys		
32	1112	HPT	Contam Air from PPP Rm thru HPT	Fixed;115566 sq cm surface, 22	mr;3300 sys		
33	1112	HPT	PPP Sump Vent Pipe, Spiral	fixed;218872 sq cm surface; 10	mr;3300 sys		
34	1112	Hot Lab Off Gas	Waste Air frm Hot Dry Stor Off Gas	Fixed;318965.73 sq cm surface;	8 mr;3300 sys		
35	1112	Hot Labs to HPT	Waste Air frm Hot Cells thru HPT	Fixed;486503.28 sq cm surface;	102 mr; 3300 sys		
36	1112	PPP Rm thru HPT	Containment Vessel Contaminated Air	Fixed;322176 sq cm surface;10	mr; 3300 sys		
37	1112	HL Rm 22 to HPT	Weld Hood Exhaust Line	Fixed;490957 sq cm sufaoe;4 mr	3300 sys		
38	1112	Off Gas Rm 19	Gate Valve, 2 ea	33V18+12, 33V19+12; 9007 sq cm	fixed; 10 mr/hr; 3300 sys		
39	1112	HL, HPT	Gate Valve, 2 ea	33V85 Beat; 33V86 Beat; 1041	sq cm fixed;degasser tie;10	mr/hr; 3300 sys; 2 ea	
40	1112	HPT	Gate Valve, 4 ea	33V20+12, 33V21+12, 33V22 HPT;	33V71 HL; 10 mr/hr; 6153 sq cm	3300 sys, 4 ea	
41	1112	HPT	Glove Valve, 2 ea	33V95 HPT, 33V96 HPT;10 mr/hr;	5211 cm sq fixed; 3300 sys; 2	ea	
42	1112	Hot Lab Rm 19-A	Rec Tank Inside Cont Tank Off Gas	Fixed;129725.72 sq cm surface;	32 mr; 3300 sys		
43	1112	HL Room 19-A	200' Pipe Connect Tanks on Off Gas	Fixed;218872.4 sq cm surface;	36 mr; 3300 sys		
44	1112	HL Room 19-A	200' Misc. Pipe	Fixed;92342.6 sq cm surface;	36 mr; 3300 sys		
45	1112	HL Room 19-A	Concrete Shield Block	Fixed;529602.08 sq cm surface;	36 mr; 3300 sys		
46	1112	Cell 1 to HPT	Vent Duct & Filter Housing	Fixed;83592 sq cm surface;25	mr; 3300 sys;Vent 22"x10"x5';	& 30"x10"x8';Bag. 24"x64"x10"	
47	1112	Cell 2 to HPT	Vent Duct & Filter Housing	Fixed;133747.2 sq cm surface;	22 mr; 3300 sys;Vent 24"x10"x	6' & 30"x10"x12';Bag. 24"x60"x 10"	
48	1112	Cells 3-6, HPT	Vent Duct and 2 Filters	Fixed;144222 sq cm surface ea	cell;46 mr; 3300 sys;Vent 10"x	20"x12' & 10"x20"x13-1/2';Fil. 2 ea cell 20"x30"x10"	
49	1112	Cell 7 to HPT	Vent Duct & Filter Housings	Fixed; 118744.5 sq cm surface	100 mr; 3300 sys;Vent 22"x10-	1/2"x12' & 15"x10"x10';Bags.	20"x30"x10" & 15"x18"x10"
50	1112	HL Room 19-A	Scrubber off Gas Sys	Fixed;128372.93 sq cm surface;	36 mr; 3500 sys		
51	1112	HL Room 19-A	Containment Tank off Gas Sys	Fixed;698,111.81 sq cm surface	36 mr;3500 sys		
52	1112	HL Room 19-A	Absorber, 2 ea, Off Gas Sys	Fixed;59003.95 sq cm ea surf;	MCG chgs. wt = 3029 complete;	36 mr;3500 sys	
53	1112	HL Room 19-A	Air Rec, 4 ea inside Cont. Tank	Fixed;142,005.02 sq cm ea surf	36 mr; 3500 sys		
54	1112	Hot Dry Stg HPT	Off Gas Contaminated Air	Fixed;49,247.88 sq cm surface;	10 mr thru HPT; exposed;3500	sys	

RAD WASTE SHIPPING INFO HL BLDG 1112
11-25-85
08:23:09

Item	Bldg Loc in Building	Item Description	Size	Wt Lbs	Vol Cu Ft	Matl of Const	Rad Tot uCi	Rad uCi/gm	Principle Isotopes
1	1112 Canals J&K	Pipe Sch 40	L-60';D-1-1/2"	163	0.7	Stainless St	2.2E-1	2.9E-6	60 Co;90 Sr;137 Cs
2	1112 Canal J	Pipe Sch 40	L-50';D-4"	540	4	Stainless St	9.8E-1	4E-6	60 Co;90 Sr;137 Cs
3	1112 Canal K	Pipe Sch 40	L-18';D-3"	136	0.9	Stainless St	2E-1	3.3E-6	60 Co;90 Sr;137 Cs
4	1112 Hot Pipe Tunnel	Pipe Sch 40	L-200';D-10"	8096	109	Carbon Steel	47	1.28E-5	60 Co;90 Sr;137 Cs
5	1112 Hot Pipe Tunnel	Pipe Sch 40	L-400';D-6"	7588	79	Stainless St	58	1.69E-5	60 Co;90 Sr;137 Cs
6	1112 Canal K	Gate Valves, 18V65, 18V66	3"	82	1.24	Stainless St	11.2E-2	6E-6	60 Co;90 Sr;137 Cs
7	1112 Canal J	Gate Valves, 18V67, 18V68	3"	82	1.24	Stainless St	15E-2	8E-6	60 Co;90 Sr;137 Cs
8	1112 Canals J&K,-27'	Pipe Sch 80	L-190';D-3"	1948	12.7	Carbon Steel	7.8E1	8.8E-5	60 Co;90 Sr;137 Cs
9	1112 Canals J&K	Pipe Sch 40	L-40';D-4"	432	4.4	Carbon Steel	2.1E1	1E-4	60 Co;90 Sr;137 Cs
10	1112 Flrs;Hot Cells	Pipe Sch 40	L-8';D-3"	61	0.4	Cast Iron	21	7.7E-4	60 Co;90 Sr;137 Cs
11	1112 Flrs;Hot Cells	Pipe Sch 40	L-312';D-4"	3366	27	Cast Iron	1.1E3	7.2E-4	60 Co;90 Sr;137 Cs
12	1112 Flrs;Hot Cells	Pipe Sch 40	L-20';D-3/4"	23	0.1	Carbon Steel	2.2	2.1E-4	60 Co;90 Sr;137 Cs
13	1112 Flrs;Hot Cells	Pipe Sch 40	L-11';D-2"	40	.24	Cast Iron	9.9	5.4E-4	60 Co;90 Sr;137 Cs
14	1112 HPT	Pipe Sch 40	L-55';D-4"	593	4.8	Stainless St	2.7E2	1E-3	60 Co;90 Sr;137 Cs
15	1112 HPT	Pipe	L-112';D-4"	300	9.8	Polyethene	4.4E3	3.2E-2	60 Co;90 Sr;137 Cs
16	1112 HPT	Pipe	L-64';D-2"	75	1.4	Polyethene	9.9E2	2.9E-2	60 Co;90 Sr;137 Cs
17	1112 HPT	Pipe Sch 40	L-266';D-8"	7594	93	Carbon Steel	1.6E3	4.7E-4	60 Co;90 Sr;137 Cs
18	1112 HPT	Pipe Sch 40	L-10';D-3"	76	0.5	Cast Iron	30	8.9E-4	60 Co;90 Sr;137 Cs
19	1112 HPT	Pipe Sch 40	L-7';D-2"	26	0.2	Cast Iron	7.2	6.2E-4	60 Co;90 Sr;137 Cs
20	1112 HPT	Pipe Sch 40	L-31';D-3/4"	35	0.1	Carbon Steel	7.1	4.4E-4	60 Co;90 Sr;137 Cs
21	1112 HPT	Pipe Sch 40	L-130';D-4"	1403	11	Cast Iron	5.1E2	8E-4	60 Co;90 Sr;137 Cs
22	1112 HPT	Check Valve, 2 ea	2-1/2"	28	.14	Stainless St	9	14E-4	60 Co;90 Sr;137 Cs
23	1112 HPT	Gate Valve, 2 ea	2-1/2"	32	.18	Stainless St	6.4E-2	8.8E-6	60 Co;90 Sr;137 Cs
24	1112 HPT	Gate Valve	3"	41	.62	Stainless St	1.5E1	8.1E-4	60 Co;90 Sr;137 Cs
25	1112 HPT,-12' Level	Hot Lab Hot Sump, 1/2" Wall	H-7';D-48"	2030	4.2	Carbon Steel	4.72	5.15E-4	60 Co;90 Sr;137 Cs
26	1112 HL to HPT	Weld Hood Exhaust Pipe	L-20';D-12"	668	16	Carb Stl Pipe	2.2E1	7.4E-5	60 Co;90 Sr;137 Cs
27	1112 HPT	Weld Hood Exhaust Pipe	L-56';D-10"	1570	31	Carb Stl Pipe	5.2E1	7.3E-5	60 Co;90 Sr;137 Cs
28	1112 HPT	16" Waste Air Pipe, Insulated	L-200';D-16"	12600	282	Carb Stl Pipe	1.2E3	2.2E-4	60 Co;90 Sr;137 Cs
29	1112 HPT	Normal Vents; Cells 3 thru 7	L-215';D-20"	16899	469	Carb Stl Pipe	2.2E3	2.3E-4	60 Co;90 Sr;137 Cs
30	1112 HPT	22" Open Door Vent, Cells, 3 thru 7	L-215';D-22	18619	568	Carbon Steel	2.7E3	3.2E-4	60 Co;90 Sr;137 Cs
31	1112 HPT	Cells 1&2 Vent	L-276';D-24"	26110	867	Carbon Steel	2.5E3	2E-4	60 Co;90 Sr;137 Cs
32	1112 HPT	Contam Air from PPP Rm thru HPT	L-2400";D-2"	730.4	4.4	Carbon Steel	2.3E2	6.9E-4	60 Co;90 Sr;137 Cs
33	1112 HPT	PPP Sump Vent Pipe, Spiral	L-2400",D-4"	2158	17.5	Carbon Steel	1.9E2	2E-4	60 Co;90 Sr;137 Cs
34	1112 Hot Lab Off Gas	Waste Air frm Hot Dry Stor Off Gas	L-198';D-6"	3756	39	Carb Stl Pipe	2.3E2	1.3E-4	60 Co;90 Sr;137 Cs
35	1112 Hot Labs to HPT	Waste Air frm Hot Cells thru HPT	L-302';D-6"	5729	59	Carb Stl Pipe	4.5E3	1.7E-3	60 Co;90 Sr;137 Cs
36	1112 PPP Rm thru HPT	Containment Vessel Contaminated Air	L-200';D-6"	3794	39	Carb Stl Pipe	2.9E2	1.6E-4	60 Co;90 Sr;137 Cs
37	1112 HL Rm 22 to HPT	Weld Hood Exhaust Line	L-144';D-14"	6624	154	Carbon Steel	1.7E2	5.9E-5	60 Co;90 Sr;137 Cs
38	1112 Off Gas Rm 19	Gate Valve, 2 ea	6"	356	3.6	Stainless St	16.2	2E-4	60 Co;90 Sr;137 Cs
39	1112 HL, HPT	Gate Valve, 2 ea	2"	20	.12	Stainless St	18E-1	3.8E-4	60 Co;90 Sr;137 Cs
40	1112 HPT	Gate Valve, 4 ea	4"	424	4.12	Stainless St	21.6	4.4E-4	60 Co;90 Sr;137 Cs
41	1112 HPT	Glove Valve, 2 ea	3"	80	1.7	Stainless St	9.2	5E-4	60 Co;90 Sr;137 Cs
42	1112 Hot Lab Rm 19-A	Rec Tank Inside Cont Tank Off Gas	L-280';D-22"	2877	61.6	Stl 1/2" Wall	4.2E2	3.2E-4	60 Co;90 Sr;137 Cs
43	1112 HL Room 19-A	200' Pipe Connect Tanks on Off Gas	L-200'; D-4"	2158	75	SS Sch 40	7E2	7.2E-4	60 Co;90 Sr;137 Cs
44	1112 HL Room 19-A	200' Misc. Pipe	L-200';D-1/1/2"	543.4	60	SS Sch 40	2.9E2	1.2E-3	60 Co;90 Sr;137 Cs
45	1112 HL Room 19-A	Concrete Shield Block	Thick-24";D-66"	7128	47.51	Concrete	1.7E3	5.3E-4	60 Co;90 Sr;137 Cs
46	1112 Cell 1 to HPT	Vent Duct & Filter Housing	See Notes	927	6	Stl 1/4" Pl	1.9E2	4.5E-4	60 Co;90 Sr;137 Cs
47	1112 Cell 2 to HPT	Vent Duct & Filter Housing	See Notes	1483	10	Stl 1/4" Pl	2.6E2	3.9E-4	60 Co;90 Sr;137 Cs
48	1112 Cells 3-6, HPT	Vent Duct and 2 Filters	See Notes	3493	32	Steel 10 Gage	5.9E2	1.5E-3	60 Co;90 Sr;137 Cs
49	1112 Cell 7 to HPT	Vent Duct & Filter Housings	See Notes	719	7	Steel 10 Gage	1E3	3.2E-3	60 Co;90 Sr;137 Cs
50	1112 HL Room 19-A	Scrubber off Gas Sys	L-252;D-24	1657	68	SS 3/16" Wall	4.1E2	5.5E-4	60 Co;90 Sr;137 Cs
51	1112 HL Room 19-A	Containment Tank off Gas Sys	L-488;D-66	18083	975	Steel 1/2" Wl	2.2E3	2.7E-4	60 Co;90 Sr;137 Cs
52	1112 HL Room 19-A	Absorber, 2 ea, Off Gas Sys	L-90;D-28	3816	80	Steel 1/2" Wl	1.9E2	2.2E-4	60 Co;90 Sr;137 Cs
53	1112 HL Room 19-A	Air Rec, 4 ea inside Cont. Tank	L-280;D-24	12000	283	Steel 1/2" Wl	4.6E2	3.4E-4	60 Co;90 Sr;137 Cs
54	[illegible] Hot Dry Stg HPT	Off Gas Contaminated Air	L-540";D-4"	48[illegible]	[illegible].9	Carbon Steel	4.4E1	2.0E-4	60 Co;90 Sr;137 Cs

RAD WASTE SHIPPING INFO HL BLDG 1112
11-22-85
08:35:50

ITEM	BLDG LOC IN BUILDING	ITEM DESCRIPTION	NOTES	NOTES CONTINUED	ADDITIONAL NOTES	FINAL NOTES
55	1112 Room 19-A	Globe Valve; 27 ea	35V02,-15,-17,-20 thru -35,-40	-43 thru -48, -54;6 mr;1419 sq cm; fixed; 3500 sys		
56	1112 Room 19-A	Globe Valve, 2 ea	35V41, 35V42, 6mr;786 sq cm;	fixed; 3500 sys		
57	1112 Room 19-A	Globe Valve, 1 ea	35V17, 6 mr;1044 sq cm; fixed;	3500 sys		
58	1112 Room 19-A	Globe Valve, 6 ea	35V13,-14,-51,-52,-53,-62; 6mr	354 sq cm fixed; 3500 sys		
59	1112 Room 19-A	Pressure Relief, 2 ea	35V49, 35V50;6 mr;206 sq cm;	fixed 3500 sys		
60	1112 Room 19-A	Globe Valve, 10 ea	35V03 thru -12, 6 mr;8707 sq	cm fixed; 3500 sys		
61	1112 Room 19-A	Check Valve, 5 ea	35V18, -36 thru -39;6 mr; 397	sq cm; fixed; 3500 sys		
62	1112 Room 19-A	Globe Valve, 1 ea	35V16, 6 mr; 2115 sq cm fixed;	3500 sys		
63	1112 Room 19-A	Gate Valve, 1 ea	35V55; 660 sq cm fixed; 6 mr;	3500 sys		
64	1112 Room 19-A	Gate Valve, 1 ea	35V01; 1212 sq cm; 6 mr; 3500	sys; fixed		
65	1112 Room 18	Globe Valve, 1 ea	35V59; 4 mr; 332 sq cm fixed;	3500 sys		
66	1112 Room 18	Pressure Relief	35V58;4 mr; 397 sq cm fixed;	3500 sys		
67	1112 Room 18	Gate Valves, 7 ea	35V56,-57,-60,-61,-63,-70,-71;	4 mr;660 sq cm fixed; 3500 sys		
68	1112 Room 20	Ball Valve, 1 ea	[illegible]	[illegible]		
69	1112 Room 20	Gate Valve, 2 ea	35V67,-68;4 mr; 403 sq cm;	fixed; 3500 sys		
70	1112 Room 19-A	Gate Valves, 2 ea	35V64,-65;660 sq cm fixed;	4 mr; 3500 sys		
71	1112 Hot Cell #1	Stainless Steel Liner	120 mr; 844279 sq cm surface			
72	1112 Hot Cell #2	Hot Cell Stainless Liner	173189d/m;433749 sq cm surface			
73	1112 Hot Cell #3	Hot Cell Stainless Liner	10mr;349228 sq cm surface			
74	1112 Hot Cell #4	Hot Cell Stainless Liner	1 mr;267494 sq cm surface			
75	1112 Hot Cell #5	Hot Cell Stainless Liner	2 mr; 267494 sq cm surface			
76	1112 Hot Cell #6	Hot Cell Stainless Liner	2 mr; 267494 sq cm surface			
77	1112 Hot Cell #7	Hot Cell Stainless Liner	149332d/m;267494 sq cm surface			
78	1112 Wk Areas 16&17	Wheels Hot Cell Door;Plugs 21 ea	PF04530,34;04677 & 04678;1 mr;	1722 sq cm ea wheel x 21=36169 sq cm total;Fixed		
79	1112 Wk Areas 16&17	Plug Trks,Angles,Bolts All 7 Cells	PF04530,34; 04677,78;1 mr;	292054 sq cm surface;fixed		
80	1112 Storage Rm 24	Hot Sampling Storage Cave	PF04962 thru 04970;25 mr;	33929 sq cm surface;fixed		
81	1112 Hot Cell #1	Cart with Fuel Element Holders	13 mr;37152 sq cm loose			
82	1112 Hot Cell #1	3-Tier Rotary Parts/Equip Bin	13 mr; 9839 sq cm loose			
83	1112 Hot Cell #1	Small Bench Milling Mach on Plate	90 mr;34365 sq cm loose			
84	1112 Hot Cell #1	2 Sets Fuel Element Holders	13 mr; 26006 sq cm loose			
85	1112 Hot Cell #1	Rectangular Aluminum Housing	13 mr; 37152 sq cm loose			
86	1112 Hot Cell #1	Fuel Element Holder on Door Plug	10 mr; 70588 sq cm fixed			
87	1112 Hot Cell #1	Arbor Press Top of Fuel Holder	10 mr; 1512 sq cm loose			
88	1112 Hot Cell #1	Lead Cask	120 mr;904 sq cm loose			
89	1112 Hot Cell #1	Lead Bricks in Pile 3'x6'(est 300)	120 mr;44582 sq cm loose			
90	1112 Hot Cell #1	Shield; Frame with Lead Bricks	120 mr;21733 sq cm loose			
91	1112 Hot Cell #1	Lead Shielded Flange	10 mr; 2917 sq cm loose			
92	1112 Hot Cell #1	3 Lengths SS Tubing	5 mr;1215 sq cm each loose			
93	1112 Hot Cell #1	Shield Plate	13 mr; 8668 sq cm loose			
94	1112 Hot Cell #1	Shield on Floor with Angle Frame	13 mr;35108 sq cm loose			
95	1112 Hot Cell #1	Cut of Saw Mounted on Door Plug	10 mr;41796 sq cm fixed			
96	1112 Hot Cell #2	False Floor Strc for Cont Facility	8 mr;73684 sq cm fixed			
97	1112 Hot Cell #2	Containment Facility	8 mr;291746 sq cm fixed			
98	1112 Hot Cell #2	Puncture Rig Marked 63-04	450 mr;12074 sq cm loose			
99	1112 Hot Cell #2	Control Panel on Floor by Punc Rig	40 mr; 16718 sq cm loose			
100	1112 Hot Cell #3	Hi-Pressure Hyd Container & Plate	3000 c/m;29721 sq cm loose			
101	1112 Hot Cell #3	5 Cadium Sections	35 mr;3599 sq cm each loose			
102	1112 Hot Cell #3	Lead Bricks, 5 ea	2 mr; 722 sq cm each loose			
103	1112 Hot Cell #3	Ultra-sonic Cleaning Tank	4 mr;6501 sq cm loose			
104	1112 Hot Cell #3	Motor Drive Unit By Window	13003 sq cm fixed			
105	1112 Hot Cell #4	Pile of Lead Bricks (est 150 each)	3 mr;30650 sq cm loose			
106	1112 Hot Cell #4	Lathe Chuck	1 mr;1621 sq cm loose			
107	1112 Hot Cell #4	Roll Away Tool, Cab 2 Sect With Tls	1 mr;45408 sq cm loose			
108	1112 Hot Cell #4	55 gal Drum With Lid and Inside	1 mr;20972 sq cm loose			

RAD WASTE SHIPPING INFO HL BLDG 1112
11-25-85
08:23:09

Item	Bldg	Loc in Building	Item Description	Size	Wt Lbs	Vol Cu Ft	Matl of Const	Rad Tot uCi	Rad uCi/gm	Principle Isotopes
55	1112	Room 19-A	Globe Valve; 27 ea	1"	94.5	.31	Stainless St	203E-1	127E-4	60 Co;90 Sr;137 Cs
56	1112	Room 19-A	Globe Valve, 2 ea	1-1/4"	6	.09	Stainless St	7.4E-1	5.4E-4	60 Co;90 Sr;137 Cs
57	1112	Room 19-A	Globe Valve, 1 ea	1-1/2"	7	.06	Stainless St	5.4E-1	1.7E-4	60 Co;90 Sr;137 Cs
58	1112	Room 19-A	Globe Valve, 6 ea	3/4"	15	.084	Stainless St	9.6E-1	8.4E-4	60 Co;90 Sr;137 Cs
59	1112	Room 19-A	Pressure Relief, 2 ea	1/2"	2	.017	Stainless St	2E-1	4.6E-4	60 Co;90 Sr;137 Cs
60	1112	Room 19-A	Globe Valve, 10 ea	4"	1330	17	Stainless St	47	77E-5	60 Co;90 Sr;137 Cs
61	1112	Room 19-A	Check Valve, 5 ea	1"	12.5	.09	Stainless St	8E-1	7E-4	60 Co;90 Sr;137 Cs
62	1112	Room 19-A	Globe Valve, 1 ea	2-1/2"	18	.2	Stainless St	1.1	1.3E-4	60 Co;90 Sr;137 Cs
63	1112	Room 19-A	Gate Valve, 1 ea	1"	2.5	.035	Stainless St	3.2E-1	2.8E-4	60 Co;90 Sr;137 Cs
64	1112	Room 19-A	Gate Valve, 1 ea	2-1/2"	16	.09	Stainless St	6.4E-1	8.9E-5	60 Co;90 Sr;137 Cs
65	1112	Room 18	Globe Valve, 1 ea	1/2"	2	.013	Stainless St	1E-1	1.2E-4	60 Co;90 Sr;137 Cs
66	1112	Room 18	Pressure Relief	1"	2.5	.02	Stainless St	1E-2	9.5E-6	60 Co;90 Sr;137 Cs
67	1112	Room 18	Gate Valves, 7 ea	1"	17.5	.245	Stainless St	14.7E-1	13.3E-4	60 Co;90 Sr;137 Cs
68	1112	Room 20	Ball Valve, 1 ea	3/4"	1.5	.014	Stainless St	1E-1	2.3E-4	60 Co;90 Sr;137 Cs
69	1112	Room 20	Gate Valve, 2 ea	3/4"	4	.036	Stainless St	2.8E-1	3E-4	60 Co;90 Sr;137 Cs
70	1112	Room 19-A	Gate Valves, 2 ea	1"	2.5	.035	Stainless St	4.2E-1	3.8E-5	60 Co;90 Sr;137 Cs
71	1112	Hot Cell #1	Stainless Steel Liner	L-28'-6";W-12';H-7'	4772	30	SS 1/8"	9.1E3	4.2E-3	60 Co;90 Sr;137 Cs
72	1112	Hot Cell #2	Hot Cell Stainless Liner	L-11'-6";W-12';H-7'	2452	15	SS 1/8"	3.3E2	3E-4	60 Co;90 Sr;137 Cs
73	1112	Hot Cell #3	Hot Cell Stainless Liner	L-12';W-8';H-7'	1974	10	SS 1/8"	3.1E2	3.5E-4	60 Co;90 Sr;137 Cs
74	1112	Hot Cell #4	Hot Cell Stainless Liner	L-8';W-8';H-7'	1512	8	SS 1/8"	2.4E1	3.5E-5	60 Co;90 Sr;137 Cs
75	1112	Hot Cell #5	Hot Cell Stainless Liner	L-8';W-8';H-7'	1512	8	SS 1/8"	4.8E1	7E-5	60 Co;90 Sr;137 Cs
76	1112	Hot Cell #6	Hot Cell Stainless Liner	L-8';W-8';H-7'	1512	8	SS 1/8"	4.8E1	7E-5	60 Co;90 Sr;137 Cs
77	1112	Hot Cell #7	Hot Cell Stainless Liner	L-8';W-8';H-7'	1512	8	SS 1/8"	1.7E2	2.6E-4	60 Co;90 Sr;137 Cs
78	1112	Wk Areas 16&17	Wheels Hot Cell Door;Plugs 21 ea	W-3.5";D-10"	1645	3.3	Steel	67.2E2	88.2E-4	60 Co;90 Sr;137 Cs
79	1112	Wk Areas 16&17	Plug Trks,Angles,Bolts All 7 Cells	Rails are 1"x6"x Var Lengths	8725	20	Steel	2.6E1	6.6E-6	60 Co;90 Sr;137 Cs
80	1112	Storage Rm 24	Hot Sampling Storage Cave		24860	50	Carb SS	7.6E3	6.7E-6	60 Co;90 Sr;137 Cs
81	1112	Hot Cell #1	Cart with Fuel Element Holders	L-24";W-48";H-24"	40	16	Aluminum	4.3E1	2.3E-3	60 Co;90 Sr;137 Cs
82	1112	Hot Cell #1	3-Tier Rotary Parts/Equip Bin	H-60";D-36"	60	35	Steel	1.1E1	4.2E-4	60 Co;90 Sr;137 Cs
83	1112	Hot Cell #1	Small Bench Milling Mach on Plate	L-24;W-36;H-30	150	15	Cast St Alum	2.7E2	4E-3	60 Co;90 Sr;137 Cs
84	1112	Hot Cell #1	2 Sets Fuel Element Holders	L-24;W-24;H-36	30	12	Aluminum	3E1	2.2E-3	60 Co;90 Sr;137 Cs
85	1112	Hot Cell #1	Rectangular Aluminum Housing	L-24;W-24;H-48	125	16	Aluminum	4.3E1	7.6E-4	60 Co;90 Sr;137 Cs
86	1112	Hot Cell #1	Fuel Element Holder on Door Plug	L-60;W-24;H-48	200	40	Stainless St	6.3E1	7E-4	60 Co;90 Sr;137 Cs
87	1112	Hot Cell #1	Arbor Press Top of Fuel Holder	L-18;W-12;H-18	60	2.3	Cast Steel	1.3	4.9E-5	60 Co;90 Sr;137 Cs
88	1112	Hot Cell #1	Lead Cask	H-18;D-12	200	1.2	Steel Lead	9.7	1E-4	60 Co;90 Sr;137 Cs
89	1112	Hot Cell #1	Lead Bricks in Pile 3'x6'(est 300)	L-36;W-72;H-12	7500	18	Lead	4.8E2	1.4E-4	60 Co;90 Sr;137 Cs
90	1112	Hot Cell #1	Shield; Frame with Lead Bricks	L-72;W-36;H-4	1800	6	Steel Lead	2.3E2	2.8E-4	60 Co;90 Sr;137 Cs
91	1112	Hot Cell #1	Lead Shielded Flange	H-6;D-12	100	.4	Stn St Lead	1E1	2.3E-4	60 Co;90 Sr;137 Cs
92	1112	Hot Cell #1	3 Lengths SS Tubing	L-20';D-1/4	15	.05	Stainless St	5.4E-1	7.9E-5	60 Co;90 Sr;137 Cs
93	1112	Hot Cell #1	Shield Plate	L-24;W-24;H-4	475	1.3	Lead	1E1	4.6E-5	60 Co;90 Sr;137 Cs
94	1112	Hot Cell #1	Shield on Floor with Angle Frame	L-24;W-60;H-8	4734	6.7	Lead Steel	4.1E1	1.9E-5	60 Co;90 Sr;137 Cs
95	1112	Hot Cell #1	Cut of Saw Mounted on Door Plug	L-36;W-18;H-48	350	18	Cast Steel	3.7E1	2.3E-4	60 Co;90 Sr;137 Cs
96	1112	Hot Cell #2	False Floor Strc for Cont Facility	L-92;W-76;H-34	800	15	Alum SS	5.3E1	1.4E-4	60 Co;90 Sr;137 Cs
97	1112	Hot Cell #2	Containment Facility	L-92;W-76;H-93	2100	30	Al SS Plex	2.1E2	2.2E-4	60 Co;90 Sr;137 Cs
98	1112	Hot Cell #2	Puncture Rig Marked 63-04	L-24;W-12;H-18	40	3	Stainless St	4.8E2	2.6E-2	60 Co;90 Sr;137 Cs
99	1112	Hot Cell #2	Control Panel on Floor by Punc Rig	L-36;W-18;H-12	30	4.5	Alum SS	6E1	4.4E-3	60 Co;90 Sr;137 Cs
100	1112	Hot Cell #3	Hi-Pressure Hyd Container & Plate	L-24;W-36;H-24	150	12	Stainless St	4	5.8E-5	60 Co;90 Sr;137 Cs
101	1112	Hot Cell #3	5 Cadium Sections	L-3;W-3;H-6	30	.23	Cadmium SS	1.1E1	8.1E-4	60 Co;90 Sr;137 Cs
102	1112	Hot Cell #3	Lead Bricks, 5 ea	L-8;W-4;H-2	25	.04	Lead	1.2E-1	1.1E-5	60 Co;90 Sr;137 Cs
103	1112	Hot Cell #3	Ultra-sonic Cleaning Tank	L-12;W-12;H-18	60	1.5	Carb SS	2.3	8.6E-5	60 Co;90 Sr;137 Cs
104	1112	Hot Cell #3	Motor Drive Unit By Window	L-12;W-12;H-36	125	3	Steel	2.1E1	3.7E-4	60 Co;90 Sr;137 Cs
105	1112	Hot Cell #4	Pile of Lead Bricks (est 150 each)	L-36;W-48;H-18	3750	18	Lead	8.2	4.8E-6	60 Co;90 Sr;137 Cs
106	1112	Hot Cell #4	Lathe Chuck	H-6";D-8"	60	0.2	Steel	1.4E-1	5.2E-6	60 Co;90 Sr;137 Cs
107	1112	Hot Cell #4	Roll Away Tool, Cab 2 Sect With Tls	L-36;W-20;H-50	400	21	Steel	4	2.2E-5	60 Co;90 Sr;137 Cs
108	1112	Hot Cell #4	55 gal Drum With Lid and Inside	H-34.75;D-22.5	150		Steel	1.8	2.7E-5	60 Co;90 Sr;137 Cs

RAD WASTE SHIPPING INFO HL BLDG 1112
11-22-85
08:35:50

ITEM	BLDG	LOC IN BUILDING	ITEM DESCRIPTION	NOTES	NOTES CONTINUED	ADDITIONAL NOTES	FINAL NOTES
109	1112	Hot Cell #4	Gage Panel	1 mr;14241 cm sq loose			
110	1112	Hot Cell #5	Metallurgical Test Equipment	13 mr;58514 sq cm loose			
111	1112	Hot Cell #5	Table for Test Equipment	13 mr;25542 sq cm fixed			
112	1112	Hot Cell #5	Metallurgical Test Equipment	13 mr;39706 sq cm loose			
113	1112	Hot Cell #5	Lead Bricks on Table, 12 each	1 mr; 7662 sq cm loose			
114	1112	Hot Cell #6	12 ea Lead Casks Piled Up	75 mr;5835 sq cm loose			
115	1112	Hot Cell #6	Vacuum Cleaner Drum with Wheels	2 mr; 20972 sq cm loose			
116	1112	Hot Cell #6	Several Bags Lead Shot	2 mr;774 sq cm loose			
117	1112	Hot Cell #6	Stainless Steel Parts Basket	2 mr;6037 sq cm loose			
118	1112	Hot Cell #6	Lead Sheet	2 mr;7430 sq cm loose			
119	1112	Hot Cell #6	Drum Dollies, 2 ea	2 mr;7586 sq cm loose			
120	1112	Hot Cell #6	Paint Pressure Pot with Hoses	2 mr;12036 sq cm loose			
122	1112	Hot Cell #7	Drill Press, Bench Type	3 mr;25077 sq cm loose			
123	1112	Hot Cell #7	Milling Machine Bench Size w/Vise	3 mr;50155 sq cm loose			
124	1112	Hot Cell #7	Radial Arm Saw	3 mr;44582 sq cm loose			
125	1112	Hot Cell #7	Vacuum Pumps, Welch, 2 ea	2 mr;13932 sq cm loose			
126	1112	Hot Cell #7	Lifting Tongs	18000c/m;1008 sq cm loose			
127	1112	Hot Cell #7	Floor Scrubber Polisher	1 mr;23343 sq cm loose			
128	1112	Hot Cell #7	Optical Instrument	40 mr;12074 sq cm loose			
129	1112	Hot Cell #7	36" Pipe Wrench	3 mr;2889 sq cm loose			
130	1112	Hot Cell #7	Index Head for Milling Machine	20000c/m;1296 sq cm loose			
131	1112	Hot Cell #7	5 gal Pail of Miscell Parts	1 mr;8206 sq cm loose			
132	1112	Hot Cell #7	Portable 3-Step Stool	1 mr;42724 sq cm loose			
133	1112	Room 19	Storage Baskets in Hot Dry Storage	75 mr;est. 10 ea unit in stor;	215946 sq cm surface each unit loose		
134	1112	Room 19	Support for Storage Baskets	5 mr;est. 4 ea units mounted;	417 sq cm surface each unit fixed		
135	1112	Room 16	6' Wood Step Ladder	12 ur;23684 sq cm;loose			
136	1112	Room 16	Hand Truck Painted White	15 ur - 11000 c/m;16718 sq cm	loose		
137	1112	Room 16	Metal Step Stool	46 ur - 7000 c/m;59443 sq cm	loose		
138	1112	Room 16	Welding Shield, Portable	32 ur - 12000 c/m;104025 sq cm	loose		
139	1112	Room 16	Chain Sling, 2 Legs	4500 c/m;55 ur;7894 sq cm	loose		
140	1112	Room 16	Bottle Rack by 80 Ton Door	45000 c/m;280 ur;86378 sq cm	fixed		
141	1112	Room 16	Paper Roll Rack	30 ur;13003 sq cm;loose			
142	1112	Room 16	12' Wood Step Ladder	30 ur;10000 c/m;167772 d/m;	85449 sq cm;loose		
143	1112	Room 16	Metal Storage Cabinet #1	18 ur;200 c/m;2809 d/m;58514	sq cm;loose		
144	1112	Room 16	Metal Storage Cabinet #2	23 ur;8000 c/m;3715 d/m;58514	sq cm;loose		
145	1112	Room 16	SS Spring Tool	Now in Room 23 due to rad lev;	60ur; 1500 c/m;147873 d/m;486	sq cm;loose	
147	1112	Room 17	4 Wheel Cart, Wood	7332 d/m;36339 sq cm;loose			
148	1112	Room 17	Portable Crane Console	106 d/m;59443 sq cm;loose			
149	1112	Room 17	Herculift M-10 Elec Lift Truck	1122 d/m;176472 sq cm;loose			
150	1112	Room 17	2 Wheeled Hand Truck	2163 d/m;31579 sq cm;loose			
151	1112	Room 17	"Clark" Fork Lift w/Gas Engine	1819d/m;230342 sq cm;loose			
152	1112	Room 17	Work Bench Wood Top	274 d/m;80496 sq cm;loose			
153	1112	Room 17	Manipulator	131 d/m;252633 sq cm;loose			
154	1112	Room 17	Manip Cart w/Wood Stor Box Attached	208 d/m;102168 sq cm;loose			
155	1112	Room 19	Permultet Filter Rig Painted Green	106 d/m;120434 sq cm;loose			
156	1112	Room 19	Electric Lifting Fixture	846 d/m;40660 sq cm;loose			
156	1112	Room 19	Portable Lifting Fixture	2460d/m;48297 sq cm;loose			
157	1112	Room 19	Long Clamp Fixture	732 d/m;231890 sq cm;loose			
158	1112	Room 19	Fuel Element Holder w/Element	1762 d/m;23942 sq cm;loose			
159	1112	Room 19	"Ridged" Pipe Machine Threader	2663 d/m;16099 sq cm;loose			
160	1112	Room 19	TV Camera; Jib Boom	305 d/m;423532 sq cm;fixed			
161	1112	Room 19	Lead Shield on Fixture Cart	683 d/m;11158 sq cm;loose			
162	1112	Room 19	Shielded Cask, 2 Parts w/Lift Fixt.	170 d/m;151742 sq cm;loose			
163	1112	Room 19	Cask Support Painted White	976 d/m;120266 sq cm;loose			

RAD WASTE SHIPPING INFO HL BLDG 1112
11-25-85
08:23:09

Item	Bldg Loc in Building	Item Description	Size	Wt Lbs	Vol Cu Ft	Matl of Const	Rad Tot uCi	Rad uCi/gm	Principle Isotopes
109	1112 Hot Cell #4	Gage Panel	L-24;W-36;H-4	40	2	Aluminum	1.2	7E-5	60 Co;90 Sr;137 Cs
110	1112 Hot Cell #5	Metallurgical Test Equipment	L-18;W-36;H-72	300	27	Steel	6.8E1	5E-4	60 Co;90 Sr;137 Cs
111	1112 Hot Cell #5	Table for Test Equipment	L-60;W-30;H-36	175	37.5	Steel	2.9E1	3.7E-4	60 Co;90 Sr;137 Cs
112	1112 Hot Cell #5	Metallurgical Test Equipment	L-30;W-12;H-18	75	3.8	Steel	4.6E1	1.3E-3	60 Co;90 Sr;137 Cs
113	1112 Hot Cell #5	Lead Bricks on Table, 12 each	L-18;W-18;H-12	300	2.3	Lead	6.8E-1	5E-6	60 Co;90 Sr;137 Cs
114	1112 Hot Cell #6	12 ea Lead Casks Piled Up	H-18;D-12	150	1.2	Steel Lead	3.9E1	5.7E-4	60 Co;90 Sr;137 Cs
115	1112 Hot Cell #6	Vacuum Cleaner Drum with Wheels	H-34-3/4;D-22-1/2	30	8	Steel	3.7	2.7E-4	60 Co;90 Sr;137 Cs
116	1112 Hot Cell #6	Several Bags Lead Shot	L-8;W-6;H-3	50	.08	Lead	1.2E-1	5.5E-6	60 Co;90 Sr;137 Cs
117	1112 Hot Cell #6	Stainless Steel Parts Basket	L-12;W-18;H-12	20	1.5	Stainless St	1.1	1.2E-2	60 Co;90 Sr;137 Cs
118	1112 Hot Cell #6	Lead Sheet	L-48;W-48;H-1/4	240	.4	Lead	1.3	1.2E-4	60 Co;90 Sr;137 Cs
119	1112 Hot Cell #6	Drum Dollies, 2 ea	H-4;D-24	20	2	Steel Alum	1.3	2.9E-4	60 Co;90 Sr;137 Cs
120	1112 Hot Cell #6	Paint Pressure Pot with Hoses	H-24;D-18	50	3.5	Aluminum	2.1	9.5E-5	60 Co;90 Sr;137 Cs
122	1112 Hot Cell #7	Drill Press, Bench Type	L-18;W-24;H-36	150	9	Cast & Steel	6.7	9.9E-5	60 Co;90 Sr;137 Cs
123	1112 Hot Cell #7	Milling Machine Bench Size w/Vise	L-36;W-36;H-36	300	27	Cast & Steel	1.3E1	1E-4	60 Co;90 Sr;137 Cs
124	1112 Hot Cell #7	Radial Arm Saw	L-36;W-36;H-24	150	18	Cast & Steel	1.2 E1	1.7E-4	60 Co;90 Sr;137 Cs
125	1112 Hot Cell #7	Vacuum Pumps, Welch, 2 ea	L-18;W-18;H-24	250	9	Cast & Steel	2.5	4.4E-5	60 Co;90 Sr;137 Cs
126	1112 Hot Cell #7	Lifting Tongs	L-24;W-6;H-12	30	1	Steel	8.1E-2	5.9E-6	60 Co;90 Sr;137 Cs
127	1112 Hot Cell #7	Floor Scrubber Polisher	H-48;D-24	50	12.6	Alum Steel	2	9.2E-5	60 Co;90 Sr;137 Cs
128	1112 Hot Cell #7	Optical Instrument	L-24;W-12;H-18	80	3	Al Steel SS	4.3E1	1.2E-3	60 Co;90 Sr;137 Cs
129	1112 Hot Cell #7	36" Pipe Wrench	L-36;W-4;H-2	40	.2	Steel	7.5E-1	4.1E-5	60 Co;90 Sr;137 Cs
130	1112 Hot Cell #7	Index Head for Milling Machine	H-6;D-8	50	.2	Steel	1E-1	4.7E-6	60 Co;90 Sr;137 Cs
131	1112 Hot Cell #7	5 gal Pail of Miscell Parts	H-18;D-18	50	2.7	Steel	7.3E-1	3.2E-5	60 Co;90 Sr;137 Cs
132	1112 Hot Cell #7	Portable 3-Step Stool	L-24;W-30;H-48	30	20	Steel	3.8	2.8E-4	60 Co;90 Sr;137 Cs
133	1112 Room 19	Storage Baskets in Hot Dry Storage	L-60;W-53;H-60	13000	60	Gal Carb St	1.4E3	2.4E-3	60 Co;90 Sr;137 Cs
134	1112 Room 19	Support for Storage Baskets	L-60;W-54;H-14	1740	8	Gal Carb St	1.8E-1	9.1E-7	60 Co;90 Sr;137 Cs
135	1112 Room 16	6' Wood Step Ladder	L-72;W-18;H-6	15	4.5	Carb St Wood	2.5E-2	3.7E-6	60 Co;90 Sr;137 Cs
136	1112 Room 16	Hand Truck Painted White	L-36;W-18;H-12	25	4	Cb St Wd Pls	2.2E-2	1.9E-6	60 Co;90 Sr;137 Cs
137	1112 Room 16	Metal Step Stool	L-48;W-24;H-48	25	4	Carbon Steel	2.4E-1	2.1E-5	60 Co;90 Sr;137 Cs
138	1112 Room 16	Welding Shield, Portable	L-96;W-24;H-48	35	3	Cb St Wd Pls	2.9E-1	1.8E-6	60 Co;90 Sr;137 Cs
139	1112 Room 16	Chain Sling, 2 Legs	L-96;W-6;H-6	50	1	Carbon Steel	3.8E-2	1.7E-6	60 Co;90 Sr;137 Cs
140	1112 Room 16	Bottle Rack by 80 Ton Door	L-72;W-18;H-60	80	6	Cb St Rub Hs	1.7E2	4.8E-3	60 Co;90 Sr;137 Cs
141	1112 Room 16	Paper Roll Rack	L-36;W-12;H-12	20	3	Carbon Steel	3.5E-2	3.8E-6	60 Co;90 Sr;137 Cs
142	1112 Room 16	12' Wood Step Ladder	L-144;W-36;H-8	60	6	Carb St Wood	2.3E-1	8.4E-6	60 Co;90 Sr;137 Cs
143	1112 Room 16	Metal Storage Cabinet #1	L-36;W-18;H-72	30	27	Carbon Steel	9.4E-2	6.9E-6	60 Co;90 Sr;137 Cs
144	1112 Room 16	Metal Storage Cabinet #2	L-36;W-18;H-72	30	27	Carbon Steel	1.2E-1	8.9E-6	60 Co;90 Sr;137 Cs
145	1112 Room 16	SS Spring Tool	L-24;D-1	1	.1	Stainless St	2.1E-3	4.7E-6	60 Co;90 Sr;137 Cs
147	1112 Room 17	4 Wheel Cart, Wood	L-69;W-36;H-15	150	22	Carb Stl Wood	1.9	1.7E-5	60 Co;90 Sr;137 Cs
148	1112 Room 17	Portable Crane Console	L-48;W-24;H-48	250	32	Carbon Steel	2.8E-2	2.5E-7	60 Co;90 Sr;137 Cs
149	1112 Room 17	Herculift M-10 Elec Lift Truck	L-120;W-36;H-60	5000	150	Carbon Steel	8.9E-1	3.9E-7	60 Co;90 Sr;137 Cs
150	1112 Room 17	2 Wheeled Hand Truck	L-18;W-24;H-48	30	12	Cb St Wd Rub	3E-1	2.2E-5	60 Co;90 Sr;137 Cs
151	1112 Room 17	"Clark" Fork Lift w/Gas Engine	L-120;W-48;H-72	4000	240	Cb St Rub Trs	1.8	1E-6	60 Co;90 Sr;137 Cs
152	1112 Room 17	Work Bench Wood Top	L-72;W-30;H-40	150	50	Cb St Wd	9.9E-2	1.8E-6	60 Co;90 Sr;137 Cs
153	1112 Room 17	Manipulator	L-144;W-24;H-96	500	192	Cb St Al SS	1.4E-1	6.5E-7	60 Co;90 Sr;137 Cs
154	1112 Room 17	Manip Cart w/Wood Stor Box Attached	L-60;W-30;H-60	100	75	Cb St Wd	9.5E-2	2.1E-6	60 Co;90 Sr;137 Cs
155	1112 Room 19	Formultet Filter Rig Painted Green	L-60;W-38;H-72	600	90	Cb St SS	5.7E-2	2.1E-7	60 Co;90 Sr;137 Cs
156	1112 Room 19	Electric Lifting Fixture	L-40;W-14;H-48	70	16	Aluminum	1.5E-1	4.8E-6	60 Co;90 Sr;137 Cs
156	1112 Room 19	Portable Lifting Fixture	L-48;W-24;H-36	250	24	Carbon Steel	5.3E-1	4.7E-6	60 Co;90 Sr;137 Cs
157	1112 Room 19	Long Clamp Fixture	L-121;W-72;H-48	2000	240	Carbon Steel	7.6E-1	8.8E-7	60 Co;90 Sr;137 Cs
158	1112 Room 19	Fuel Element Holder w/Element	L-28;W-16;H-32	50	6	Alum SS	7.3E-1	8.3E-5	60 Co;90 Sr;137 Cs
159	1112 Room 19	"Ridged" Pipe Machine Threader	L-24;W-24;H-14	150	4	Carbon Steel	1.9E-1	2.8E-6	60 Co;90 Sr;137 Cs
160	1112 Room 19	TV Camera; Jib Boom	L-15';W-3';H-11'	1500	495	Carbon Steel	5.8E-1	8.5E-7	60 Co;90 Sr;137 Cs
161	1112 Room 19	Lead Shield on Fixture Cart	L-40;W-18;H-2.5	900	1.5	Lead Carb St	3.4E-2	8.3E-3	60 Co;90 Sr;137 Cs
162	1112 Room 19	Shielded Cask, 2 Parts w/Lift Fixt.	L-123;W-39;H-43	6000	120	SS Cb St Ld	1.1E-1	4.2E-7	60 Co;90 Sr;137 Cs
163	1112 Room 19	Cask Support Painted White	L-104;W-33;H-43	2000	108	Carbon Steel	5.2E-1	5.8E-7	60 Co;90 Sr;137 Cs

RAD WASTE SHIPPING INFO HL BLDG 1112
11-22-85
08:35:50

ITEM	BLDG	LOC IN BUILDING	ITEM DESCRIPTION	NOTES	NOTES CONTINUED	ADDITIONAL NOTES	FINAL NOTES
164	1112	Room 19	Portable Snout Carrier w/Wheels	202 d/m;231890 sq cm;loose			
165	1112	Room 19	Handling Fixture w/Lift Bails	592 d/m;20330 sq cm;loose			
166	1112	Room 19	Precision Vacuum Sampling Rig	902 d/m;11145 sq cm;loose			
167	1112	Room 19	Railroad Cart Painted Orange	10944 d/m;78328 sq cm;loose			
168	1112	Room 19	3-Ton Cm Chain Hoist	527 d/m;1458 sq cm;loose			
169	1112	Room 19	Portable Band Saw Craftsman	491 d/m;16873 sq cm;loose			
170	1112	Room 19	Portable Q&C Clean Up Sys w/Pump	264 d/m;87302 sq cm;loose			
171	1112	Room 19	Handi Hack Portable Hack Saw	3321 d/m;14138 sq cm;loose			
172	1112	Room 19	Portable Filter Rig, Aqua	2928 d/m;92880 sq cm;loose			
173	1112	Room 19	Milling Attachment w/Motor	236 d/m;16899 sq cm;loose			
174	1112	Room 19	Portable Sample Station	493 d/m;40557 sq cm;loose			
175	1112	Room 19	Welding Bottle Cart	411 d/m;48297 sq cm;loose			
176	1112	Room 19	Delta Drill Press Table Type	3471 d/m;92880 sq cm;loose			
177	1112	Room 19	2-Door Metal Storage Cab; East	554 d/m;62694 sq cm;loose			
178	1112	Room 19	2-Door Metal Storage Cab; West	7669 d/m;62694 sq cm;loose			
179	1112	Room 19	Chain Operated Beam Trolley	230 d/m;8307 sq cm;loose			
180	1112	Room 19	Portable Hook Rotating Device	391 d/m;135192 sq cm;loose			
181	1112	Room 19	Craftsman Motor; 1 HP	342 d/m;2836 sq cm;loose			
182	1112	Room 19	Transport Cask Shielded	674 d/m;31124 sq cm;loose			
183	1112	Room 21	Aluminum Extension Ladder	12ur; 1000 c/m; 57585 sq cm	loose		
184	1112	Room 22	Metal Parts Bin w/Drawers;Nut&Bolts	135ur; 20000 c/m; 3789 dpm;	58513 sq cm; Hardware is SS	brass carbon steel;loose	
185	1112	Room 22	"Mill Rite" Milling Machine	180 ur; 7500 c/m; 2522 d/m;	83592 sq cm;loose		
186	1112	Room 22	"Sheldon" Metal Lathe	60ur; 800 c/m; 81734 sq cm	loose		
187	1112	Room 22	Wood Topped Metal Storage Cabinet	20 ur; 29721 sq cm;loose			
188	1112	Room 22	Wood Topped Metl Stor Cab by Weld	12 ur; 29721 sq cm;loose			
189	1112	Room 22	Vent Hood for Weld Area	2000 c/m; 20 ur; 237772 sq cm	fixed		
190	1112	Room 24	Plastic Lab Hood and Sink	25 ur;70588 sq cm;loose			
191	1112	Room 24	Work Bench w/Parker Vise	35 ur; 83592 sq cm;loose			
192	1112	Room 24	Work Bench w/Wilton Vise	28 ur;83592 sq cm;loose			
193	1112	Room 24	"Parker" Vise	70 ur;6000 c/m;2322 sq cm;	loose		
194	1112	Room 24	Wilton Vise	1000 c/m; 20 ur; 2322 sq cm;	loose		
195	1112	Room 24	Wood Topped Work Benches, 2 ea	20 ur;2500 c/m;75232 sq cm;	loose		
196	1112	Room 24	Metal Cabinet #4	12 ur;58514 sq cm;loose			
197	1112	Room 24	Metal Cabinet #6	8 ur; 200 c/m; 58514 sq cm;	loose		
198	1112	Room 24	Metal Storage Cabinet #9	30 ur; 3500 c/m; 58514 sq cm;	loose		
199	1112	Room 24	Metal Cabinet Marked Tensile Test	10 ur; 58514 sq cm;loose			
200	1112	Room 24	Metal Cabinet #1	8 ur; 1345 d/m; 58514 sq cm;	loose		
201	1112	Room 24	Metal Cabinet #8	18 ur; 20000 c/m;58514 sq cm;	loose		
202	1112	Room 24	Metal Cabinet #5	8 ur; 58514 sq cm;loose			
203	1112	Room 24	Pumps, Sumps, 32 P10 & 32 P11	20 ur; 58358 sq cm;fixed			
204	1112	Room 24	Pump, Condensate and Tank	6 ur; 29721 sq cm;fixed			
205	1112	Room 24	Aluminum Ladder	15 ur, 6000 c/m; 24096 sq cm;	loose		
206	1112	Room 24	Open Metal Shelf Unit	41126 d/m; 40 ur; 24702 sq cm;	loose		
207	1112	Room 24	Metal Plate	3000 c/m; 90 ur; 8359 sq cm;	loose		
208	1112	Room 24	Stool, Wood Top, #74924	4000 c/m; 50 ur; 10212 sq cm;	loose		
209	1112	Room 24	Yellow Painted I Beam	12 ur; 4363 sq cm;loose			
210	1112	Room 24	Stool, Wood Top, #8-62	26 ur; 2500 c/m; 10212 sq cm;	loose		
211	1112	Room 27,+12'	Trimetal Ladder, 3 Step, #1	10 ur; 1800 c/m; 7264 d/m;	34329 sq cm;loose		
212	1112	Room 27,+12'	Trimetal Ladder, #2	18 ur; 5000 c/m; 1335 d/m;	34329 sq cm;loose		
213	1112	Room 27,+12'	Alum Step Ladder, 3 steps, #3	440 ur; 750000 c/m; 3815 d/m;	34329 sq cm;loose		
214	1112	Room 27,+12'	Alum Step Ladder, 3 Steps, #4	80 ur; 750000 c/m; 19999 d/m;	34329 sq cm;loose		
215	1112	Room 27,+12'	Aluminum Cart	100 ur; 14000 c/m; 9306 d/m;	17100 sq cm;loose		
216	1112	Room 27,+12'	Plastic Wrap Cart	15 ur; 10000 c/m; 8596 sq cm;	loose		
217	1112	Room 27,+12'	Miscell Parts of Hardness Tester	70 ur; 7000 c/m; 2332 d/m;	5572 sq cm;loose		

RAD WASTE SHIPPING INFO HL BLDG 1112
11-25-85
08:23:09

Item	Bldg Loc in Building	Item Description	Size	Wt Lbs	Vol Cu Ft	Matl of Const	Rad Tot uCi	Rad uCi/gm	Principle Isotopes
164	1112 Room 19	Portable Snout Carrier w/Wheels	L-121;W-72;H-48	2000	240	Cb St Rub Pls	2.1E-1	2.3E-7	60 Co;90 Sr;137 Cs
165	1112 Room 19	Handling Fixture w/Lift Bails	L-30";W-4";H-4"	150	3.5	Alum SS	5.4E-2	7.9E-7	60 Co;90 Sr;137 Cs
166	1112 Room 19	Precision Vacuum Sampling Rig	L-30;W-12;H-12	40	3	Stainless St	4.5E-2	2.4E-6	60 Co;90 Sr;137 Cs
167	1112 Room 19	Railroad Cart Painted Orange	L-66;W-66;H-13	300	49	Steel	3.8E2	2.8E-3	60 Co;90 Sr;137 Cs
168	1112 Room 19	3-Ton Cm Chain Hoist	H-6;D-12	75	1.5	Alum Cb Stl	3.4E-1	1E-5	60 Co;90 Sr;137 Cs
169	1112 Room 19	Portable Band Saw Craftsman	L-33;W-18;H-14	50	4.5	Carbon Steel	3.7E-2	1.6E-6	60 Co;90 Sr;137 Cs
170	1112 Room 19	Portable Q&C Clean Up Sys w/Pump	L-60;W-36;H-48	400	60	Carb St SS	1E-1	5.7E-7	60 Co;90 Sr;137 Cs
171	1112 Room 19	Handi Hack Portable Hack Saw	L-36;W-10;H-16	40	4.5	Carbon Steel	2.1E-1	1.1E-5	60 Co;90 Sr;137 Cs
172	1112 Room 19	Portable Filter Rig, Aqua	L-60;W-40;H-48	400	59	Carb St SS	1.2	6.7E-5	60 Co;90 Sr;137 Cs
173	1112 Room 19	Milling Attachment w/Motor	L-17;W-22;H-24	150	6	Carb St	1.7E-2	2.6E-7	60 Co;90 Sr;137 Cs
174	1112 Room 19	Portable Sample Station	L-36;W-24;H-38	100	18	Alum SS	8.9E-2	1.9E-6	60 Co;90 Sr;137 Cs
175	1112 Room 19	Welding Bottle Cart	L-36;W-24;H-48	35	2	Carbon Steel	8.9E-2	5.6E-6	60 Co;90 Sr;137 Cs
176	1112 Room 19	Delta Drill Press Table Type	L-60;W-40;H-48	80	80	Carbon Steel	1.4	3.9E-5	60 Co;90 Sr;137 Cs
177	1112 Room 19	2-Door Metal Storage Cab; East	L-18;W-36;H-78	50	30	Carbon Steel	1.5E-1	6.8E-6	60 Co;90 Sr;137 Cs
178	1112 Room 19	2-Door Metal Storage Cab; West	L-18;W-36;H-78	50	30	Carbon Steel	2.1	9.5E-5	60 Co;90 Sr;137 Cs
179	1112 Room 19	Chain Operated Beam Trolley	L-16;W-14;H-14	40	1.5	Carbon Steel	8.5E-3	4.7E-7	60 Co;90 Sr;137 Cs
180	1112 Room 19	Portable Hook Rotating Device	L-60;W-50;H-68	2000	120	Carbon Steel	2.3E-1	2.6E-7	60 Co;90 Sr;137 Cs
181	1112 Room 19	Craftsman Motor; 1 HP	L-14;D-10	35	1	Carb St Copp	4.3E-3	2.7E-7	60 Co;90 Sr;137 Cs
182	1112 Room 19	Transport Cask Shielded	L-64;D-24	394	10	Stainless St	9.4E-2	5.2E-7	60 Co;90 Sr;137 Cs
183	1112 Room 21	Aluminum Extension Ladder	L-144;W-24;H-6	40	12	Aluminum	6.2E-2	3.4E-6	60 Co;90 Sr;137 Cs
184	1112 Room 22	Metal Parts Bin w/Drawers;Nut&Bolts	L-36;W-18;H-72	200	27	Carbon Steel	7.1E2	7.8E-3	60 Co;90 Sr;137 Cs
185	1112 Room 22	"Mill Rite" Milling Machine	L-36;W-36;H-72	1200	54	Carbon Steel	1.3	2.4E-6	60 Co;90 Sr;137 Cs
186	1112 Room 22	"Sheldon" Metal Lathe	L-72;W-24;H-48	900	48	Carbon Steel	4.4E-1	1E-6	60 Co;90 Sr;137 Cs
187	1112 Room 22	Wood Topped Metal Storage Cabinet	L-24;W-24;H-36	75	7	Carb Stl Wood	5.3E-2	1.5E-6	60 Co;90 Sr;137 Cs
188	1112 Room 22	Wood Topped Metl Stor Cab by Weld	L-24;W-24;H-36	75	7	Carb Stl Wood	3.2E-2	9.4E-7	60 Co;90 Sr;137 Cs
189	1112 Room 22	Vent Hood for Weld Area	L-96;W-48;H-96	600	265	Carbon Steel	4.2E-1	1.5E-6	60 Co;90 Sr;137 Cs
190	1112 Room 24	Plastic Lab Hood and Sink	L-48;W-24;H-60	150	40	Plastic SS	1.5E-1	2.3E-6	60 Co;90 Sr;137 Cs
191	1112 Room 24	Work Bench w/Parker Vise	L-72;W-36;H-36	100	36	Carb St Al Wd	2.6E-1	5.8E-6	60 Co;90 Sr;137 Cs
192	1112 Room 24	Work Bench w/Wilton Vise	L-72;W-36;H-36	100	36	Carb St Al Wd	2.1E-1	4.6E-6	60 Co;90 Sr;137 Cs
193	1112 Room 24	"Parker" Vise	L-12;W-6;H-6	30	.5	Carbon Steel	1.4E-2	1E-6	60 Co;90 Sr;137 Cs
194	1112 Room 24	Wilton Vise	L-12;W-6;H-6	30	.5	Carbon Steel	4.1E-3	3E-7	60 Co;90 Sr;137 Cs
195	1112 Room 24	Wood Topped Work Benches, 2 on	L-72;W-30;H-36	160	50	Carb St Wood	1.3E-1	3.7E-6	60 Co;90 Sr;137 Cs
196	1112 Room 24	Metal Cabinet #4	L-36;W-18;H-72	40	27	Carbon Steel	6.3E-2	3.4E-6	60 Co;90 Sr;137 Cs
197	1112 Room 24	Metal Cabinet #6	L-36;W-18;H-72	40	27	Carbon Steel	4.2E-2	2.3E-6	60 Co;90 Sr;137 Cs
198	1112 Room 24	Metal Storage Cabinet #9	L-36;W-18;H-72	40	27	Carbon Steel	1.5E-1	8.7E-6	60 Co;90 Sr;137 Cs
199	1112 Room 24	Metal Cabinet Marked Tensile Test	L-36;W-18;H-72	40	27	Carbon Steel	5.3E-2	2.9E-6	60 Co;90 Sr;137 Cs
200	1112 Room 24	Metal Cabinet #1	L-36;W-18;H-72	40	27	Carbon Steel	4.2E-2	2.3E-2	60 Co;90 Sr;137 Cs
201	1112 Room 24	Metal Cabinet #8	L-36;W-18;H-72	40	27	Carbon Steel	9.4E-2	5.2E-6	60 Co;90 Sr;137 Cs
202	1112 Room 24	Metal Cabinet #5	L-36;W-18;H-72	40	27	Carbon Steel	4.2E-2	2.3E-6	60 Co;90 Sr;137 Cs
203	1112 Room 24	Pumps, Sumps, 32 P10 & 32 P11	L-36;W-18;H-72	200	20	Carbon Steel	1E-1	1.1E-6	60 Co;90 Sr;137 Cs
204	1112 Room 24	Pump, Condensate and Tank	L-60;D-48	300	12	Crb St Cst Ir	1.6E-2	1.1E-7	60 Co;90 Sr;137 Cs
205	1112 Room 24	Aluminum Ladder	L-36;W-24;H-24	50	6	Aluminum	3.2E-2	1.4E-6	60 Co;90 Sr;137 Cs
206	1112 Room 24	Open Metal Shelf Unit	L-240;W-24;H-4	60	2	Carbon Steel	8.9E-2	3.2E-6	60 Co;90 Sr;137 Cs
207	1112 Room 24	Metal Plate	L-18;W-48;H-70	26	.25	Carbon Steel	6.7E-2	5.7E-6	60 Co;90 Sr;137 Cs
208	1112 Room 24	Stool, Wood Top, #74924	L-18;W-36;H-1/8	10	2	Carb St Wood	4.5E-2	1E-5	60 Co;90 Sr;137 Cs
209	1112 Room 24	Yellow Painted I Beam	L-28;D-18	40	3	Carbon Steel	4.6E-3	2.5E-7	60 Co;90 Sr;137 Cs
210	1112 Room 24	Stool, Wood Top, #8-62	L-48;W-6;H-6	10	2	Carb St Wood	2.3E-2	5.2E-6	60 Co;90 Sr;137 Cs
211	1112 Room 27,+12'	Trimetal Ladder, 3 Step, #1	H-28;D-18	25	4	Carbon Steel	3E-2	2.7E-6	60 Co;90 Sr;137 Cs
212	1112 Room 27,+12'	Trimetal Ladder, #2	L-48;W-24;H-48	25	4	Carbon Steel	5.5E-2	4.9E-6	60 Co;90 Sr;137 Cs
213	1112 Room 27,+12'	Alum Step Ladder, 3 steps, #3	L-48;W-24;H-48	18	4	Aluminum	1.3	1.6E-4	60 Co;90 Sr;137 Cs
214	1112 Room 27,+12'	Alum Step Ladder, 3 Steps, #4	L-48;W-24;H-48	18	4	Aluminum	2.4E-1	3E-5	60 Co;90 Sr;137 Cs
215	1112 Room 27,+12'	Aluminum Cart	L-48;W-24;H-48	20	4	Aluminum	1.5E-1	1.6E-5	60 Co;90 Sr;137 Cs
216	1112 Room 27,+12'	Plastic Wrap Cart	L-36;W-24;H-30	25	2	Carbon Steel	1.1E-2	1E-6	60 Co;90 Sr;137 Cs
217	1[illegible]oom 27,+12'	Miscell Parts of Hardness Tester	L-24;W-36;H-18	20		Carb St Al SS	2.4E-2	2.9E-6	60 Co;90 Sr;137 Cs
			L-12;W-12;H-12						

RAD WASTE SHIPPING INFO HL BLDG 1112
11-22-85
08:35:50

ITEM	BLDG	LOC IN BUILDING	ITEM DESCRIPTION	NOTES	NOTES CONTINUED	ADDITIONAL NOTES	FINAL NOTES
218	1112	Room 27,+12'	SS Open Top Dewar	12 ur; 1000 c/m; 2378 d/m;	1945 sq cm;loose		
219	1112	Room 27,+12'	"K" Cylinder Cart	22 ur; 8000 c/m; 16974 d/m;	22271 sq cm;loose		
220	1112	Room 27,+12'	"Lakeside" Cart, #1	13 ur; 1000 c/m; 30186 sq cm;	loose		
221	1112	Room 27,+12'	"Lakeside" Cart, #2	50 ur; 10000 c/m; 5133 d/m;	30186 sq cm;loose		
222	1112	Room 27,+12'	Hansway Cable Reel	30 ur; 11000 c/m; 38022 d/m;	4863 sq cm;loose		
223	1112	Room 27,+12'	Rockwell Hardness Tester on Base Cb	60 ur; 14000 c/m; 3124 d/m;	87307 sq cm;loose		
224	1112	Room 27,+12'	Weldomatic Spot Welder w/Power Cab	300 ur; 8000 c/m; 2583 d/m;	48297 sq cm;loose		
225	1112	Room 27,+12'	Wood Cable Reel with Cable; Elec	20 ur; 17507 sq cm;loose			
226	1112	Room 27,+12'	Instrument Lathe	60 ur; 10000 c/m; 26069 d/m;	19814 sq cm;loose		
227	1112	Room 27,+12'	Pill Press	60 ur; 8000 c/m; 3179 d/m;	87307 sq cm;loose		
228	1112	Room 27,+12'	Johnson Horizontal Band Saw	12 ur; 57585 sq cm;loose			
229	1112	Room 27,+12'	Small Blower	15 ur; 4205 d/m; 1083 sq cm;	loose		
230	1112	Room 27,+12'	"Ridgid" Pipe Cutter	22 ur; 1200 c/m; 1393 sq cm;	loose		
231	1112	Room 27,+12'	Manipulator Arm on Floor	15 ur; 300 c/m; 20433 sq cm;	loose		
232	1112	-15 HPT	Yeomans Pump;20-P-07;20P-08	16718 sq cm;50 mr/hr;fixed			

PD235 Number of Records Read: 231
PD236 Number of Records Selected: 177

RAD WASTE SHIPPING INFO HL BLDG 1112
11-25-85
08:23:09

Item	Bldg	Loc in Building	Item Description	Size	Wt Lbs	Vol Cu Ft	Matl of Const	Rad Tot uCi	Rad uCi/gm	Principle Isotopes
218	1112	Room 27,+12'	SS Open Top Dewar	H-12;D-8	3	.5	Stainless St	2E-3	1.5E-6	60 Co;90 Sr;137 Cs
219	1112	Room 27,+12'	"K" Cylinder Cart	L-40;W-24;H-12	15	2	Carbon Steel	4.4E-2	6.4E-6	60 Co;90 Sr;137 Cs
220	1112	Room 27,+12'	"Lakeside" Cart, #1	L-30;W-24;H-30	30	3	Stainless St	3.5E-2	2.5E-6	60 Co;90 Sr;137 Cs
221	1112	Room 27,+12'	"Lakeside" Cart, #2	L-30;W-24;H-30	30	3	Stainless St	1.3E-1	9.9E-6	60 Co;90 Sr;137 Cs
222	1112	Room 27,+12'	Hanaway Cable Reel	H-12;D-20	75	2	Crb St Rub Cd	1.2E-2	3.8E-7	60 Co;90 Sr;137 Cs
223	1112	Room 27,+12'	Rockwell Hardness Tester on Base Cb	L-48;W-36;H-60	400	35	Carbon Steel	4.7E-1	2.6E-6	60 Co;90 Sr;137 Cs
224	1112	Room 27,+12'	Weldomatic Spot Welder w/Power Cab	L-36;W-24;H-48	150	24	Carbon Steel	1.3	1.9E-5	60 Co;90 Sr;137 Cs
225	1112	Room 27,+12'	Wood Cable Reel with Cable; Elec	H-18; D-48	100	5	Wood Rub Copp	3.1E-2	6.9E-7	60 Co;90 Sr;137 Cs
226	1112	Room 27,+12'	Instrument Lathe	L-48;W-12;H-16	150	5.5	Carbon Steel	1E-1	1.5E-6	60 Co;90 Sr;137 Cs
227	1112	Room 27,+12'	Pill Press	L-48; W-36; H-60	300	35	Carb Stl SS	4.7E-1	3.4E-6	60 Co;90 Sr;137 Cs
228	1112	Room 27,+12'	Johnson Horizontal Band Saw	L-60;W-24;H-36	200	30	Carbon Steel	6.2E-2	6.8E-7	60 Co;90 Sr;137 Cs
229	1112	Room 27,+12'	Small Blower	L-6;W-4;H-6	4	.5	Carbon Steel	1.3E-3	7.4E-7	60 Co;90 Sr;137 Cs
230	1112	Room 27,+12'	"Ridgid" Pipe Cutter	L-12;W-2;H-6	6	.5	Carbon Steel	2.5E-3	9.4E-7	60 Co;90 Sr;137 Cs
231	1112	Room 27,+12'	Manipulator Arm on Floor	L-60;W-12;H-12	150	6	Alum SS	2.7E-2	4E-7	60 Co;90 Sr;137 Cs
232	1112	-15 HPT	Yeomans Pump;20-P-07;20P-08	L-12;W-12;H-84	400	8	Cast Iron	15E1	16.4E-4	60 Co;90 Sr;137 Cs

PD235 Number of Records Read: 231
PD236 Number of Records Selected: 231

SEB RAD WASTE & EQUIP DISP BLDG 1131
04-10-86
11:15:02

ITEM	BLDG	LOC IN BUILDING	ITEM DESCRIPTION	FIXED OR LOOSE	CLEAN SCRAP	CLEAN SALVAGE	CONT SALV LICENSEE	CONT DECON	CONT RAD WASTE	NOTES	REC#
55	1131	Room 13	Breaker Cart	Loose		X				LOOSE	55
56	1131	Room 15	Platform Scale	Loose		X				LOOSE	56
57	1131	Room 15	Parts Bin Outside Wire Cage	Loose	X					LOOSE	57
58	1131	Room 15	GI Cans, 3 ea	Loose	X					LOOSE	58
59	1131	Room 15	Tool and Parts Cage with Shelves	Fixed	X					FIXED	59
60	1131	Room 15	Foreman's Benches, 2 ea	Loose	X					LOOSE	60
61	1131	Room 15	Metal Parts Bin	Loose	X					LOOSE	61
62	1131	Room 15	Vacuum Cleaner	Loose		X				LOOSE	62
63	1131	Room 15	2 Metal Step Stools	Loose	X					LOOSE	63
64	1131	Room 15	Parts Cabinet	Loose	X					LOOSE	64
65	1131	Room 15	Pipe and Metal Storage Rack	Fixed	X					FIXED	65
66	1131	Room 15	Wooden Cabinet	Fixed	X					FIXED	66
67	1131	Room 15	Boiler Parts Cabinet	Loose		X				LOOSE	67
68	1131	Room 15	Pedestal Fans, 2 ea	Loose		X				LOOSE	68
69	1131	Room 15	Drum Dollies, 2 ea;1 Drum Truck	Loose	X					LOOSE	69
70	1131	Room 15	Asbestos Blanket	Loose	X					LOOSE	70
71	1131	Room 16	Lockers, 36 ea	Loose	X					LOOSE	71
72	1131	Room 16	2 Chairs, Bench, Waste Bek, Cl Rack	Loose	X					LOOSE	72
73	1131	Room 18	Metal Cabinet with Diesel Parts	Loose		X				LOOSE	73
74	1131	Room 18	4' Wooden Ladder	Loose	X					LOOSE	74
75	1131	Room 18	Diesel Injector Tester Unit	Loose	X					LOOSE	75
76	1131	Room 18	Drum Dollies, 2 ea	Loose		X				LOOSE	76
77	1131	Room 18	4 Drums, Compressor Parts	Loose		X				LOOSE	77
78	1131	Room 18	Diesel Day Tank	Fixed		X				FIXED	78
79	1131	Room 18	Portable Aluminum Ladder	Loose	X					LOOSE	79
80	1131	Room 18	Weld Shields	Loose	X					LOOSE	80
81	1131	Room 18	Metal Table, Small	Loose	X					LOOSE	81
82	1131	Room 18	3 IR Air Compressors Complete	Fixed		X				FIXED	82
83	1131	Room 18	2 Chicago Pneumatic Diesel Cntrs	Fixed		X				FIXED	83
84	1131	Room 18	Switch Gear Panels for Diesels	Fixed		X				FIXED	84
85	1131	Room 18	2 Storage Cabinets, Diesel Parts	Loose		X				LOOSE	85
86	1131	Room 18	Metal Cabinet, Diesel Parts	Loose	X					LOOSE	86
87	1131	Room 18	Fuel Transfer Pumps (Oil)	Fixed	X					FIXED	87
88	1131	Room 18	Foreman's Bench	Loose	X					LOOSE	88
89	1131	Room 21	Pump & Filters, 4 Units with Motors	Fixed		X				FIXED	89
90	1131	Room 21	Hot Water Tank	Fixed	X					FIXED	90
91	1131	Room 21	Electrodryer	Fixed		X				FIXED	91
92	1131	Room 21	Cuno Filter Unit	Fixed		X				FIXED	92
93	1131	Room 21	12' Wooden Ladder	Loose	X					LOOSE	93
94	1131	Room 25	Pedestal Fan	Loose	X					LOOSE	94
95	1131	Room 25	Batteries and MG Set	Fixed		X				FIXED	95

PD235 Number of Records Read: 95
PD236 Number of Records Selected: 95

SEB RAD WASTE & EQUIP DISP BLDG 1131
04-10-86
11:15:02

ITEM	BLDG	LOC IN BUILDING	ITEM DESCRIPTION	FIXED OR LOOSE	CLEAN SCRAP	CLEAN SALVAGE	CONT SALV LICENSEE	CONT DECON	CONT RAD WASTE	NOTES	REC#
1	1131	Roof	Diesel Load Bank & Support Struct	Fixed		X				FIXED	1
2	1131	Roof	Diesel Mufflers	Fixed	X					FIXED	2
3	1131	Outside	Cooling Tower Acid, Tank with Supp	Fixed	X					FIXED	3
4	1131	Outside	Precipitator Tank & Equip	Fixed	X					FIXED	4
5	1131	Outside	Acid & Caustic Tanks with Support	Fixed	X					FIXED	5
6	1131	Outside	Bottle Racks and Manifolds	Fixed	X					FIXED	6
7	1131	Shop	Work Bench, Wooden Top	Loose	X					LOOSE	7
8	1131	Shop	Aluminum Home Made Stand	Loose	X					LOOSE	8
9	1131	Shop	Metal Cabinet on Wheels	Loose	X					LOOSE	9
10	1131	Shop	2 Large Metal Parts Bins	Loose	X					LOOSE	10
11	1131	Shop	Metal Storage Cabinet	Loose	X					LOOSE	11
12	1131	Shop	2 Large Parts Storage Bins	Loose	X					LOOSE	12
13	1131	Shop	3 Sections Parts Bin, Metal	Loose	X					LOOSE	13
14	1131	Shop	Locker	Loose	X					LOOSE	14
15	1131	Shop	Work Bench, Wooden Top	Loose				X		LOOSE	15
16	1131	Shop	Metal Cabinets, 2 ea	Loose	X					LOOSE	16
17	1131	Shop	Metal Tables, Wood Tops, 2 ea	Loose	X					LOOSE	17
18	1131	Shop	Weld Bench with Drawers, Curtains	Loose	X					LOOSE	18
19	1131	Shop	Tool Cabinet with Tools	Loose	X					LOOSE	19
20	1131	Shop	Metal Tool Cabinet with Tools	Loose	X					LOOSE	20
21	1131	Shop	Metal Cabinet in Weld Area	Loose	X					LOOSE	21
22	1131	Shop	Yellow Metal Cabinet	Loose	X					LOOSE	22
23	1131	1A Upstairs	5 Metal Cabinets with Spare Parts	Loose		X				LOOSE	23
24	1131	1A	Blue Print Rack with Prints	Loose	X					LOOSE	24
25	1131	1A	Misc1 Blowers, Shafts, and Valves	Loose		X				LOOSE	25
26	1131	1A	File Cabinets, 2 ea	Loose	X					LOOSE	26
27	1131	2A Upstairs	File Cabinets, 3 ea	Loose		X				LOOSE	27
28	1131	2A	2 Chairs, Clothes tree, 2 Waste Bsk	Loose		X				LOOSE	28
29	1131	3A Upstairs	Wooden Table and Chair	Loose	X					LOOSE	29
30	1131	3A	Metal Sink and Base Cabinet	Fixed	X					FIXED	30
31	1131	3A	Hot Water Tank	Fixed	X					FIXED	31
32	1131	3A	Metal Cabinet, Large	Loose	X					LOOSE	32
33	1131	3A	Metal Cabinet, Small	Loose	X					LOOSE	33
34	1131	Room 1	Chem Lab Cabinets, Wall & Base	Fixed	X					FIXED	34
35	1131	Room 1	Metal Cabinet, 2-Door	Loose	X					LOOSE	35
36	1131	Room 1	Kitchen Aid Dishwasher	Fixed	X					FIXED	36
37	1131	Room 2	Wall & Base Cabinets	Fixed		X				FIXED	37
38	1131	Room 3	Drafting Table and Machine	Loose	X					LOOSE	38
39	1131	Room 3	File Cabinet	Loose		X				LOOSE	39
40	1131	Room 3	Tool Cabinet, 2-Door	Loose		X				LOOSE	40
41	1131	Room 3	Lower Part of Rollaway Tool Chest	Loose		X				LOOSE	41
42	1131	Room 3	Old Air Conditioner	Loose	X					LOOSE	42
43	1131	Room 11	BCR Switch Gear	Fixed		X				FIXED	43
44	1131	Room 11	Desks, 2 ea	Loose	X					LOOSE	44
45	1131	Room 11	File Cabinet	Loose		X				LOOSE	45
46	1131	Room 11	SS Top Table - 2 Chairs	Loose		X				LOOSE	46
47	1131	Room 11	Metal Clothes Rack	Loose	X					LOOSE	47
48	1131	Room 11	Metal Shelf Unit	Fixed	X					FIXED	48
49	1131	Room 12	Chlorine Equipment	Fixed	X					FIXED	49
50	1131	Room 13	Water Treatment Equipment	Fixed		X				FIXED	50
51	1131	R[illegible]	Yellow Locker	Loose	X					LOOSE	51
52	1131	R[illegible]	Aluminum Tilt Scaffold	Loose		X				LOOSE	52
53	1131	R[illegible]	Desk	Loose	X					LOOSE	53

RAD WASTE SHIPPING INFO FH BLDG 1132
11-22-85
13:02:34

Item	Bldg	Loc in Building	Item Description	Notes	Notes Continued	Additional Notes	Final Notes
1	1132	Bur 5' in earth	Pipe SCH 40	Q&C Recirc sys from FH to CRAs	and back;1800 sys; buried in	earth;400 ur/hr;144990 sq cm	
2	1132	Out SW Crnr Res	Pipe SCH 40	Exposed;fluidizing distr sys;	15340 sq cm;1800 sys;200 ur/hr		
3	1132	Out SW Crnr Res	Pipe SCH 40	Exposed;fluidizing distr sys;	1847 sq cm;1800 sys;200 ur/hr		
4	1132	Out SW Crnr Res	Pipe SCH 40	Exposed;fluidizing distr sys;	4623 sq cm;1800 sys;200 ur/hr		
5	1132	Out SW Crnr Res	Pipe SCH 40	Exposed;fluidizing distr sys;	33189 sq cm;1800 sys;200 ur/hr		
6	1132	Out SW Crnr Res	Pipe SCH 40	Fixed;fluidizing distr sys;15'	buried in ground in 6" sheath;	9' is exposed;1800 sys;200 ur/	hr;24551 sq cm
7	1132	Out SW Crnr Res	Pipe SCH 40	Exposed;resin handl sys;fixed;	9964 sq cm;1800 sys;200 ur/hr		
8	1132	Out SW Crnr Res	Pipe SCH 40	Exposed;resin handl sys;12464	sq cm;fixed;1800 sys;200 ur/hr		
9	1132	Out SW Crnr Res	Resin Pit Tank	Cast is concrete;432928 sq cm;	fixed;12 ga=.1046 in; 1800 sys	200 ur/hr	
10	1132	Out FH Bsmt-Stk	Contaminated Air Piping	Fixed;36859.27 sq cm surface;	12 ur/hr; 3300 sys		
11	1132	Outside at Stk	Butterfly Valve	3000 sys;33V09;500 ur/hr;	8075 sq cm fixed		
12	1132	0' Outside FH	Stack	Fixed;80 d/m beta-gamma;40 ur/	hr;1459263.91 sq cm;3300 sys		
13	1132	1st Floor 0'	Gate Valve, 2 ea	1800 sys;18V176,-177;120 ur/hr	1041 sq cm fixed		
14	1132	1st Floor 0'	Gate Valve, 6 ea	1800 sys;18V31,-69,-174,-175,	-178,-179;160 ur/hr;4218 sq cm	fixed	
15	1132	1st Floor 0'	Globe Valve, 2 ea	1800 sys;18V32,-70;120 ur/hr;	5211 sq cm fixed		
16	1132	FH 0' Rm #1	Mixed Bed Deionizer 18U01	Fixed;surface area = 111877 sq	cm;1800 sys;600 ur/hr		
17	1132	FH 0' Rm #1	Mixed Bed Deionizer 18U02	Fixed;surface area = 111877 sq	cm;1800 sys		
18	1132	FH 1st Floor	Gate Valve	2000 sys;20V113 (rm 4);160 ur/	hr;660 sq cm fixed		
19	1132	FH 1st Floor	Gate Valve	2000 sys;20V113;160 ur/hr;660	sq cm fixed		
20	1132	FH 1st Floor	Butterfly Valve	2000;20V39;160 ur/hr;1309 sq	cm fixed		
21	1132	FH 1st Floor	Gate Valve, 2 ea	2000 sys;20V38,-124;160 ur/hr;	4218 sq cm fixed		
22	1132	0' Exht Hdr FH	54" Main Header Pipe	3300 sys;fixed;827598.5 sq cm	surface; 7 ur/hr		
23	1132	0' Blwr to Hdr	Pipe Header frm Blower to Header	Fixed;87514.63 sq cm surface;	3300 sys;7 ur/hr		
24	1132	FH 1st Floor	Butterfly Valve	3300 sys;33V06;7 ur/hr;16305	sq cm fixed		
25	1132	FH 1st Floor	Gate Valve	3300 sys;33V92;7 ur/hr;21465	sq cm fixed		
26	1132	FH 1st Floor	Butterfly Valve	3300 sys;33V61;14 ur/hr;38235	sq cm fixed		
27	1132	FH 1st Floor	Butterfly Valve	3300 sys;33V30;18 ur/hr;165790	sq cm fixed		
28	1132	FH 1st Floor	Gate Valve, 2 ea	3300 sys;33V25,-26;18 ur/hr;	6153 sq cm fixed		
29	1132	FH 1st Floor	Gate Valve, 2 ea	3300 sys;33V23,-24;18 ur/hr;	9007 sq cm fixed		
30	1132	FH 1st Floor	Butterfly Valve, 2 ea	3300 sys;33V05,-07;18 ur/hr;	8075 sq cm fixed		
31	1132	FH 1st Floor	Butterfly Valve, 3 ea	3300 sys;33V02,-03,-04;	57379 sq cm fixed;14 ur/hr		
32	1132	0' Main Fl Ar#1	Fan Hsg & 15 HP Motor Cell 3-7 Vent	33F02;Fixed;0 d/m beta-gamma;	0 d/m alpha;44224.69 sq cm;	45 ur/hr;3300 sys	
33	1132	0' Main Fl Ar#1	Fan Hsg & 20 HP Motor Cell 1-2 Vent	33F03;fixed;94 d/m beta-gamma;	0 d/m alpha;44224.69 sq cm;45	ur/hr;3300 sys	
34	1132	0' Main Fl Ar#1	Fan Hsg & 15 HP Motor Cell 3-7 Vent	33F04;fixed;2 d/m beta-gamma;	2 d/m alpha;44224.69 sq cm;	45 ur/hr;3300 sys	
35	1132	0' Main Fl Rm#1	Fan Hsg with 1 HP Motor	33F16;fixed;0 d/m beta-gamma;	0 d/m alpha;3300 sys;18 ur/hr;	11355 sq cm includes 12' of	6" pipe
36	1132	0' Main Fl Rm#1	Fan Hsg with 15 HP motor	33F01;fixed;0 d/m beta-gamma;	0 d/m alpha;3300 sys;7 ur/hr;	82713 sq cm	
37	1132	0' Main Fl Rm#1	Fan Hsg with 3/4 HP Motor	33F05;fixed;0 d/m beta-gamma;	0 d/m alpha;3300 sys;18 ur/hr;	13419 sq cm	
38	1132	0' Main Fl Rm#1	Fan Hsg with 1 HP Motor	33F07;fixed;0 d/m beta-gamma;	<1 d/m alpha;3300 sys;18 ur/hr	13419 sq cm	
39	1132	0' SE Crnr Rm#1	Compressor Ingersol Rand 2 stage	33F01;fixed;0 d/m beta-gamma;	3 d/m alpha;104206.2 sq cm;	6 ur/hr;3300 sys	
40	1132	0' SE Crnr Rm#1	Compressor Ingersol Rand 2 stage	33F02;fixed;48 d/m beta-gamma;	0 d/m alpha;104206.2 sq cm;	6 ur/hr;3300 sys	
41	1132	0' Main Fl Rm#1	Fan Hsg with 5 HP Motor	33F06;fixed;0 d/m beta-gamma;	0 d/m alpha;3300 sys;18 ur/hr;	68985 sq cm including 12' of	14" pipe
42	1132	0' Main Fl Rm#1	Fan Hsg with 2 HP Motor	33F15;fixed;0 d/m beta-gamma;	0 d/m alpha;3300 sys;63734 sq	cm including 12' of 14" pipe;	18 ur/hr
43	1132	0' N Wall Area1	American Junior Front Load Washer	Fixed;15 ur/hr;2500 d/m beta-	gamma;surface 73633.2 sq cm;	contaminated internally	
44	1132	0' N Wall Area1	Rock Extractor Top Loading	Fixed;20 ur/hr;<1500 d/m beta-	gamma;19614.8 sq cm		
45	1132	0' N Wall Area1	American Thermatic Front Load Dryer	Fixed;100 ur/hr;2000 d/m;	89596.88 sq cm surface		
46	1132	0' N Wall Area1	Industrial Laundry Machine Navy Wsh	Fixed;100 ur/hr;25000 d/m;	surface 177026.7 sq cm		
47	1132	-12' Bsmt Rm 6	Air Receiver Tank	Fixed;44984.56 sq cm; 5 ur/hr;	3300 sys		
48	1132	-15' Bsmt Rm 6	Air Monitor Tanks, 4 ea	Fixed;95318.64 sq cm each tank	5 ur/hr;3300 sys		
49	1132	Bsmt Room 7	Fluidizing Pump	Fixed;3097 sq cm;200 ur/hr;	1800 sys		
50	1132	Bsmt Room 7	Hot Sump Liner; 1/2" Wall	Encased in concrete;108327 sq	cm;1 mr/hr;Ref PF00770;2000	sys;fixed	
51	1132	Bsmt Room 7	Filter, Waste Cleanup,#20U02 3/8 Wl	Fixed;17646 sq cm;1.75 mr/hr;	2000 sys		
52	1132	Bsmt Room 8	Pipe SCH 40	Q&C recirc sys(2769 units of	100 sq cm);1800 sys;exposed;	126.5' at 135 ur/hr and 126.5' at 30 ur/hr	
53	1132	Bsmt Room 8	Pipe SCH 40	Q&C recirc sys(511 units of	100 sq cm);1800 sys;exposed	100 ur/hr	
54	1132	Bsmt Room 8	Pipe SCH 40	Q&C recirc sys(35 units of 100	sq cm);1800 sys;exposed;120	ur/hr	

RAD WASTE SHIPPING INFO FH BLDG 1132
11-25-85
08:49:55

Item	Bldg	Loc in Building	Item Description	Size	Wt Lbs	Vol Cu Ft	Matl of Const	Rad Tot uCi	Rad uCi/gm	Principle Isotopes
1	1132	Bur 5' in earth	Pipe SCH 40	L-900';D-6"	17073	215	Stainless St	52.2	6.7E-6	60 Co;90 Sr;137 Cs
2	1132	Out SW Crnr Res	Pipe SCH 40	L-48';D-1-1/4"	109	.7	Stainless St	.28	5.6E-6	60 Co;90 Sr;137 Cs
3	1132	Out SW Crnr Res	Pipe SCH 40	L-4';D-1-1/2"	11	.08	Stainless St	.03	6.7E-6	60 Co;90 Sr;137 Cs
4	1132	Out SW Crnr Res	Pipe SCH 40	L-8';D-2"	29	.2	Stainless St	.08	6.4E-6	60 Co;90 Sr;137 Cs
5	1132	Out SW Crnr Res	Pipe SCH 40	L-39';D-3"	295	2.6	Stainless St	.60	4.5E-6	60 Co;90 Sr;137 Cs
6	1132	Out SW Crnr Res	Pipe SCH 40	L-24';D-4"	259	2.7	Stainless St	.44	3.8E-6	60 Co;90 Sr;137 Cs
7	1132	Out SW Crnr Res	Pipe SCH 40	L-39';D-3/4"	44	.23	Stainless St	.18	1.5E-6	60 Co;90 Sr;137 Cs
8	1132	Out SW Crnr Res	Pipe SCH 40	L-98';D-1"	164	.9	Stainless St	.23	3.0E-6	60 Co;90 Sr;137 Cs
9	1132	Out SW Crnr Res	Resin Pit Tank	L-17';W-8';H-5'	2239	680	12 Gal SS	7.8	7.7E-6	60 Co;90 Sr;137 Cs
10	1132	Out FH Bsmt-Stk	Contaminated Air Piping	L-25';D-6"	474.25	6	Carb St Pipe	3.9E-2	1.8E-7	60 Co;90 Sr;137 Cs
11	1132	Outside at Stk	Butterfly Valve	6"	60	1.7	Cast Iron	.36	1.3E-5	60 Co;90 Sr;137 Cs
12	1132	0' Outside FH	Stack	L-100';D-60"	65013	1963	Carb Steel	5.2	1.8E-7	60 Co;90 Sr;137 Cs
13	1132	1st Floor 0'	Gate Valve, 2 ea	2"	20	.12	Stainless St	.03	3.7E-6	60 Co;90 Sr;137 Cs
14	1132	1st Floor 0'	Gate Valve, 6 ea	3"	246	1.9	Stainless St	.36	3.2E-6	60 Co;90 Sr;137 Cs
15	1132	1st Floor 0'	Globe Valve, 2 ea	3"	80	1.7	Stainless St	.11	3.1E-6	60 Co;90 Sr;137 Cs
16	1132	FH 0' Rm #1	Mixed Bed Deionizer 18U01	L-91";D-48"	850	123	Stainless St	6.0	1.6E-5	60 Co;90 Sr;137 Cs
17	1132	FH 0' Rm #1	Mixed Bed Deionizer 18U02	L-91";D-48"	850	123	Stainless St	6.0	1.6E-5	60 Co;90 Sr;137 Cs
18	1132	FH 1st Floor	Gate Valve	1"	2.5	.035	Stainless St	.01	8.4E-6	60 Co;90 Sr;137 Cs
19	1132	FH 1st Floor	Gate Valve	1"	2-1/2	.035	Stainless St	.01	8.4E-6	60 Co;90 Sr;137 Cs
20	1132	FH 1st Floor	Butterfly Valve	3"	29	.09	Stainless St	.02	1.4E-6	60 Co;90 Sr;137 Cs
21	1132	FH 1st Floor	Gate Valve, 2 ea	3"	82	1.2	Stainless St	.12	3.3E-6	60 Co;90 Sr;137 Cs
22	1132	0' Exht Hdr FH	54" Main Header Pipe	L-63';D-54	18347	1002	Carb St Pipe	5.2E-1	6.2E-8	60 Co;90 Sr;137 Cs
23	1132	0' Blwr to Hdr	Pipe Header frm Blower to Header	L-12';D-30	1941.5	59	Carb St 1/2"	5.5E-2	6.2E-8	60 Co;90 Sr;137 Cs
24	1132	FH 1st Floor	Butterfly Valve	12"	295	4.88	Cast Iron	.01	7.9E-8	60 Co;90 Sr;137 Cs
25	1132	FH 1st Floor	Gate Valve	12"	645	6.2	Stainless St	.01	4.6E-8	60 Co;90 Sr;137 Cs
26	1132	FH 1st Floor	Butterfly Valve	16"	450	17.4	Steel	.05	2.4E-7	60 Co;90 Sr;137 Cs
27	1132	FH 1st Floor	Butterfly Valve	30"	1772	134.5	Stainless St	.27	3.3E-7	60 Co;90 Sr;137 Cs
28	1132	FH 1st Floor	Gate Valve, 2 ea	4"	212	2	Stainless St	.02	2.1E-7	60 Co;90 Sr;137 Cs
29	1132	FH 1st Floor	Gate Valve, 2 ea	6"	356	3.6	Stainless St	.03	1.8E-7	60 Co;90 Sr;137 Cs
30	1132	FH 1st Floor	Butterfly Valve, 2 ea	6"	120	3.4	Cast Iron	.03	4.8E-7	60 Co;90 Sr;137 Cs
31	1132	FH 1st Floor	Butterfly Valve, 3 ea	24"	3060	98	Cast Iron	.22	1.6E-7	60 Co;90 Sr;137 Cs
32	1132	0' Main Fl Rm#1	Fan Hsg & 15 HP Motor Call 3-7 Vent	W-26;D-45	450	30	Carb Stl	1.7E-1	8.7E-7	60 Co;90 Sr;137 Cs
33	1132	0' Main Fl Rm#1	Fan Hsg & 20 HP Motor Call 1-2 Vent	W-26;D-45	450	32	Carb Stl	.18	8.8E-7	60 Co;90 Sr;137 Cs
34	1132	0' Main Fl Rm#1	Fan Hsg & 15 HP Motor Call 3-7 Vent	W-26;D-45	450	30	Carb Stl	1.7E-1	8.7E-7	60 Co;90 Sr;137 Cs
35	1132	0' Main Fl Rm#1	Fan Hsg with 1 HP Motor	W-12;D-20	275	6	Carb Stl	.02	1.5E-7	60 Co;90 Sr;137 Cs
36	1132	0' Main Fl Rm#1	Fan Hsg with 15 HP motor	W-30";D-55-1/2"	550	50.4	Carb Stl	.05	2.1E-7	60 Co;90 Sr;137 Cs
37	1132	0' Main Fl Rm#1	Fan Hsg with 3/4 HP Motor	W-16;D-20	275	6	Carb Stl	.02	1.7E-7	60 Co;90 Sr;137 Cs
38	1132	0' Main Fl Rm#1	Fan Hsg with 1 HP Motor	W-16;D-20	275	6	Carb Stl	.02	1.7E-7	60 Co;90 Sr;137 Cs
39	1132	0' SE Crnr Rm#1	Compressor Ingersol Rand 2 stage	L-104;W-30;H-37	4500	67	Crb St Cst Ir	5.6E-2	2.7E-8	60 Co;90 Sr;137 Cs
40	1132	0' SE Crnr Rm#1	Compressor Ingersol Rand 2 stage	L-104;W-30;H-37	4500	67	Crb St Cst Ir	.22	1.1E-7	60 Co;90 Sr;137 Cs
41	1132	0' Main Fl Rm#1	Fan Hsg with 5 HP Motor	W-18;D-32	350	12	Carb Stl	.11	7.0E-7	60 Co;90 Sr;137 Cs
42	1132	0' Main Fl Rm#1	Fan Hsg with 2 HP Motor	W-16;D-29	325	10	Carb Stl	.10	7.0E-7	60 Co;90 Sr;137 Cs
43	1132	0' N Wall Area1	American Junior Front Load Washer	L-34;W-32;H-70	275	45	SS Al Crb St	.83	6.6E-6	60 Co;90 Sr;137 Cs
44	1132	0' N Wall Area1	Bock Extractor Top Loading	L-33;D-22	200	7.3	SS Al	.13	1.5E-6	60 Co;90 Sr;137 Cs
45	1132	0' N Wall Area1	American Thermatic Front Load Dryer	L-38;W-34;H-78-1/2	350	59	Carb St SS	.81	5.1E-6	60 Co;90 Sr;137 Cs
46	1132	0' N Wall Area1	Industrial Laundry Machine Navy Wsh	L-82;W-45;H-79	1800	192	SS Carb St	20	2.4E-5	60 Co;90 Sr;137 Cs
47	1132	-12' Bsmt Rm 6	Air Receiver Tank	H-80-1/2;D-24	750.6	21	Carb St	2.0E-2	5.9E-8	60 Co;90 Sr;137 Cs
48	1132	-15' Bsmt Rm 6	Air Monitor Tanks, 4 ea	H-81;D-42	6361.6	288	Crb St 3/8 Wl	16.8E-2	23.6E-8	60 Co;90 Sr;137 Cs
49	1132	Bsmt Room 7	Fluidizing Pump	L-20";W-8";H-10"	60	1	SS Carb Stl	.06	2.1E-6	60 Co;90 Sr;137 Cs
50	1132	Bsmt Room 7	Hot Sump Liner; 1/2" Wall	H-4';D-5.5'	2400	121	Carbon Steel	.97	8.9E-7	60 Co;90 Sr;137 Cs
51	1132	Bsmt Room 7	Filter, Waste Cleanup,#20002 3/8 Wl	H-41";D-17.5"	293	5.7	Stainless St	.27	2.0E-6	60 Co;90 Sr;137 Cs
52	1132	Bsmt Room 8	Pipe SCH 40	L-253';D-4"	2730	28	Stainless St	2.0	1.7E-6	60 Co;90 Sr;137 Cs
53	1132	Bsmt Room 8	Pipe SCH 40	L-60';D-3"	454	4	Stainless St	.46	2.2E-6	60 Co;90 Sr;137 Cs
54	[illegible]	Bsmt Room 8	Pipe SCH 40	L-6';D-2"	22	[illegible]	Carbon Steel	.04	3.8E-6	60 Co;90 Sr;137 Cs

RAD WASTE SHIPPING INFO FH BLDG 1132
11-25-85
08:49:55

Item	Bldg	Loc in Building	Item Description	Item Notes	Notes Continued	Additional Notes
55	1132	Bsmt Room 8	Pipe SCH 40	Q&C recirc sys(74 units of 100	sq cm);1800 sys;exposed;120	ur/hr
56	1132	Bsmt Room 8	Pipe SCH 40	Q&C recirc sys(644 units of	100 sq cm);1800 sys;300 ur/hr	
57	1132	Basement	Check Valve	1800 sys;18V173;160 ur/hr;	4644 sq cm fixed	
58	1132	Basement	Gate Valve, 10 ea	1800 sys;18V15,-17,-18,-19,-20	-21,-22,-33,-96,-97;160 ur/hr;	6153 sq cm fixed
59	1132	Basement	Globe Valve, 2 ea	1800 sys;18V43,-164;160 ur/hr;	8707 sq cm fixed	
60	1132	Basement	Gate Valve	1800 sys;18V36;400 ur/hr;9007	sq cm fixed	
61	1132	Basement	Ball Valve	1800 sys;18V34;400 ur/hr;8075	sq cm fixed	
62	1132	-12' Bsmt Rm 8	Roughing Filter	18U03;fixed;1800 sys;6000 d/m	(300 ur/hr);surface area	42850.3 sq cm
63	1132	-12' Bsmt Rm 8	Roughing Filter	18U04;fixed;surface area	42850.3 sq cm;1800 sys;3000	d/m (150 ur/hr)
64	1132	Basement Room 8	Pipe SCH 40	Q&C Pump out line;1900 sys;	2730 units/100 sq cm;exposed;	250 ur/hr
65	1132	Basement Room 8	Pipe SCH 40	Q&C Pump out line;exposed;	2417 units/100 sq cm;1900 sys;	400 ur/hr
66	1132	Bsmt N Wall Rm8	Pipe SCH 80	Q&C Pump out sys;exposed;168	units of 100 sq cm;1900 sys;	250 ur/hr
67	1132	Basement	Gate Valve, 2 ea	1900 sys;19V22,-11;200 ur/hr;	6153 sq cm fixed	
68	1132	Basement	Gate Valve, 4 ea	1900 sys;19V14,-33,-34,-35;400	ur/hr;9007 sq cm fixed	
69	1132	Basement	Gate Valve, 2 ea	1900 sys;19V13,-23;250 ur/hr;	13622 sq cm fixed	
70	1132	Basement	Gate Valve	1900 sys;19V15;400 ur/hr;	28328 sq cm fixed	
71	1132	-12' Bsmt Rm 8	Cuno Filter	19U01;fixed;surface area 48153	sq cm;1900 sys;1000 ur/hr;	35000 d/m for rad level
72	1132	Basement Rm 8	Pipe SCH 40	10212 sq cm exposed;	2000 sys;320 ur/hr	
73	1132	Basement Rm 8	Pipe SCH 40	16758 sq cm exposed;2000 sys;	150 ur/hr	
74	1132	Basement Rm 8	Pipe SCH 40	2309 sq cm exposed;2000 sys;	150 ur/hr	
75	1132	Basement Rm 8	Pipe SCH 40	51068 sq cm exposed;2000 sys;	320 ur/hr	
76	1132	Basement Rm 8	Pipe SCH 40	4623 sq cm exposed;2000 sys;	150 ur/hr	
77	1132	Basement Rm 8	Pipe SCH 40	6926 sq cm exposed;2000 sys;	150 ur/hr	
78	1132	Basement Rm 8	Pipe SCH 40	28454 sq cm exposed;2000 sys	100 ur/hr	
79	1132	Basement Rm 8	Pipe SCH 40	136474 sq cm exposed;2000 sys;	3000 ur/hr	
80	1132	Basement Rm 8	Pipe SCH 40	159483 sq cm exposed;2000 sys;	4000 ur/hr	
81	1132	Basement Rm 8	Pipe SCH 40	140083 sq cm exposed;2000 sys;	100 ur/hr	
82	1132	Basement Rm 8	Pipe SCH 40	42541 sq cm exposed;2000 sys;	150 ur/hr	
83	1132	Basement	Gate Valve	2000 sys;20V46;200 ur/hr;6153	sq cm fixed	
84	1132	Basement	Butterfly Valve, 2 ea	2000 sys, 20V40,-41;300 ur/hr;	2360 sq cm fixed	
85	1132	Basement	Gate Valve, 6 ea	2000 sys;6 ea;20V36,-37,-42,	-43,-44,-45;300 ur/hr;9007 sq	cm fixed
86	1132	Basement	Gate Valve, 2 ea	2000 sys;20V32,-34;150 ur/hr;	1212 sq cm fixed	
87	1132	Basement	Check Valve, 2 ea	2000 sys;20V33,-35;150 ur/hr;	1006 sq cm fixed	
88	1132	Basement	Gate Valve, 2 ea	2000 sys;20V149,-150;200 ur/hr	4218 sq cm fixed	
89	1132	Basement	Check Valve	2000 sys;20V126;200 ur/hr;4334	sq cm fixed	
90	1132	Basement	Check Valve, 2 ea	2000 sys;20V48,-50;320 ur/hr;	551 sq cm fixed	
91	1132	Basement	Gate Valve, 2 ea	2000 sys;20V47,-49;150 ur/hr;	1057 sq cm fixed	
92	1132	Basement	Globe Valve, 3 ea	2000 sys;20V51,-52,-144;150	ur/hr;1414 sq cm fixed	
93	1132	Basement	Gate Valve	2000 sys;20V143;150 ur/hr;1041	sq cm fixed	
94	1132	Bsmt Equip Rm 8	Laundry Sump;1/2" Wall	59574 sq cm (64 sq ft);fixed;	25000 d/m;Ref. Dwg. PF00770;	2000 sys
95	1132	Bsmt N Wall -5'	Laundry Drain Strainer Type Fil 1/4	7448 sq cm (8 sq ft);fixed;	2000 sys;9000 d/m	
96	1132	Bsmt -12' Rm 8	Laundry Sump Filter	5198 sq cm (8 sq ft);fixed;	2000 sys;Ref. Dwg PF00770;150	ur/hr;90000 d/m
97	1132	Basement Room 8	Contaminated Air Piping to Filters	Fixed;104710.97 sq cm surface;	25 ur/hr;3300 sys	
98	1132	Basement Room 8	Contaminated Air Piping to Filters	Fixed;48153.83 sq cm surface;	38 ur/hr;3300 sys	
99	1132	Basement Room 8	Contaminated Air Piping to Filters	Fixed;182734.3 sq.cm surface;	90 ur/hr;3300 sys	
100	1132	Basement Room 8	Contaminated Air Piping to Filters	Fixed;182734.3 sq cm;3300 sys;	1000 ur/hr	
101	1132	Basement Room 8	Contaminated Air Piping to Filters	Fixed;18617 sq cm surface;	3300 sys;1100 ur/hr	
102	1132	Bsmt N Wall Rm8	16" Waste Air Line Pipe	Fixed;194625.5 sq cm surface;	14 ur/hr;3300 sys	
103	1132	-12' frm HPT #8	Contaminated Air Pipe	Fixed;26002.35 sq cm surface;	950 ur/hr;3300 sys	
104	1132	Bsmt to Stk #8	Contaminated Air Pipe	Fixed;161348.72 sq cm surface;	14 ur/hr;3300 sys	
105	1132	Bsmt to Filters	PFP Sump Vent Pipe	Fixed;53623.64 sq cm surface;	260 ur/hr;3300 sys	
106	1132	Bsmt to Filters	Contaminated Air Pipe CV	Fixed;40272 sq cm surface;38	ur/hr;3300 sys	
107	1132	Basement	Check Valve	3300 sys;33V56;80 ur/hr;11558	sq cm fixed	
108	1132	Basement	Gate Valve	3300 sys;33V90;20 ur/hr;28328	sq cm fixed	

RAD WASTE SHIPPING INFO FH BLDG 1132
11-25-85
08:49:55

Item	Bldg	Loc in Building	Item Description	Size	Wt Lbs	Vol Cu Ft	Matl of Const	Rad Tot uCi	Rad uCi/gm	Principle Isotopes
55	1132	Bsmt Room 8	Pipe SCH 40	L-16';D-1-1/2"	43	.3	Carbon Steel	.08	4.1E-6	60 Co;90 Sr;137 Cs
56	1132	Bsmt Room 8	Pipe SCH 40	L-40';D-6"	759	9.6	Stainless St	1.7	5.1E-6	60 Co;90 Sr;137 Cs
57	1132	Basement	Check Valve	4"	117	.75	Stainless St	.07	1.3E-6	60 Co;90 Sr;137 Cs
58	1132	Basement	Gate Valve, 10 ea	4"	1060	10.3	Stainless St	.89	1.84E-6	60 Co;90 Sr;137 Cs
59	1132	Basement	Globe Valve, 2 ea	4"	266	3.4	Stainless St	.25	2.1E-6	60 Co;90 Sr;137 Cs
60	1132	Basement	Gate Valve	6"	178	1.8	Stainless St	.32	4.0E-6	60 Co;90 Sr;137 Cs
61	1132	Basement	Ball Valve	6"	178	1.7	Cast Iron	.29	3.6E-6	60 Co;90 Sr;137 Cs
62	1132	-12' Bsmt Rm 8	Roughing Filter	H-44.5";D-34.5"	3475	32.9	Carb St SS	1.2	7.4E-7	60 Co;90 Sr;137 Cs
63	1132	-12' Bsmt Rm 8	Roughing Filter	H-44.5";D-34.5"	3475	32.9	Carb St SS	.58	3.7E-7	60 Co;90 Sr;137 Cs
64	1132	Basement Room 8	Pipe SCH 40	L-130';D-8"	3712	53	Carbon Steel	6.1	3.7E-6	60 Co;90 Sr;137 Cs
65	1132	Basement Room 8	Pipe SCH 40	L-150';D-6"	2846	36	Stainless St	8.7	6.8E-6	60 Co;90 Sr;137 Cs
66	1132	Bsmt N Wall Rm8	Pipe SCH 80	L-8';D-8"	347	3.2	Carbon Steel	.38	2.4E-6	60 Co;90 Sr;137 Cs
67	1132	Basement	Gate Valve, 2 ea	4"	212	2.1	Stainless St	.22	2.3E-6	60 Co;90 Sr;137 Cs
68	1132	Basement	Gate Valve, 4 ea	6"	712	7.2	Stainless St	1.3	4.0E-6	60 Co;90 Sr;137 Cs
69	1132	Basement	Gate Valve, 2 ea	8"	540	6.4	Stainless St	.61	2.5E-6	60 Co;90 Sr;137 Cs
70	1132	Basement	Gate Valve	10"	450	9.7	Stainless St	1.0	5.0E-6	60 Co;90 Sr;137 Cs
71	1132	-12' Bsmt Rm 8	Cuno Filter	H-48";D-36"	300	28	SS Carb Stl	7.6	5.6E-5	60 Co;90 Sr;137 Cs
72	1132	Basement Rm 8	Pipe SCH 40	L-12';D-3"	91	.8	Stainless St	.29	7.1E-6	60 Co;90 Sr;137 CS
73	1132	Basement Rm 8	Pipe SCH 40	L-29';D-2"	106	.9	Stainless St	.23	4.7E-6	60 Co;90 Sr;137 CS
74	1132	Basement Rm 8	Pipe SCH 40	L-5';D-1-1/2"	14	.1	Stainless St	.03	4.9E-6	60 Co;90 Sr;137 CS
75	1132	Basement Rm 8	Pipe SCH 40	L-73';D-2-1/2"	423	3.3	Carbon Steel	1.5	7.7E-6	60 Co;90 Sr;137 CS
76	1132	Basement Rm 8	Pipe SCH 40	L-8';D-2"	29	.2	Carbon Steel	.06	4.8E-6	60 Co;90 Sr;137 CS
77	1132	Basement Rm 8	Pipe SCH 40	L-15';D-1-1/2"	41	.3	Carbon Steel	.09	5E-6	60 Co;90 Sr;137 CS
78	1132	Basement Rm 8	Pipe SCH 40	L-26';D-4"	281	2.9	Stainless St	.26	2.0E-6	60 Co;90 Sr;137 CS
79	1132	Basement Rm 8	Pipe SCH 40	L-65';D-8"	1855	26.4	Carbon Steel	36.9	4.4E-5	60 Co;90 Sr;137 CS
80	1132	Basement Rm 8	Pipe SCH 40	L-99';D-6"	1878	23.7	Carbon Steel	57.5	6.7E-5	60 Co;90 Sr;137 CS
81	1132	Basement Rm 8	Pipe SCH 40	L-128';D-4"	1381	14.1	Carbon Steel	1.3	2.0E-6	60 Co;90 Sr;137 CS
82	1132	Basement Rm 8	Pipe SCH 40	L-50';D-3"	378	3.3	Carbon Steel	.57	3.4E-6	60 Co;90 Sr;137 CS
83	1132	Basement	Gate Valve	4"	106	1	Stainless St	.11	2.3E-6	60 Co;90 Sr;137 CS
84	1132	Basement	Butterfly Valve, 2 ea	6"	120	.41	Cast Iron	.13	2.3E-6	60 Co;90 Sr;137 CS
85	1132	Basement	Gate Valve, 6 ea	6"	1068	11	Stainless St	1.46	3.0E-6	60 Co;90 Sr;137 CS
86	1132	Basement	Gate Valve, 2 ea	2-1/2"	32	.18	Stainless St	.03	2.3E-6	60 Co;90 Sr;137 CS
87	1132	Basement	Check Valve, 2 ea	2-1/2"	28	.14	Stainless St	.03	2.1E-6	60 Co;90 Sr;137 CS
88	1132	Basement	Gate Valve, 2 ea	3"	82	1.2	Stainless St	.15	4.1E-6	60 Co;90 Sr;137 CS
89	1132	Basement	Check Valve	3"	37	.66	Stainless St	.08	4.7E-6	60 Co;90 Sr;137 CS
90	1132	Basement	Check Valve, 2 ea	1-1/2"	10	.046	Stainless St	.03	7E-6	60 Co;90 Sr;137 CS
91	1132	Basement	Gate Valve, 2 ea	1-1/2"	11	.12	Stainless St	.03	5.7E-6	60 Co;90 Sr;137 CS
92	1132	Basement	Globe Valve, 3 ea	2"	30	.34	Stainless St	.06	4.2E-6	60 Co;90 Sr;137 CS
93	1132	Basement	Gate Valve	2"	10	.06	Stainless St	.01	3.1E-6	60 Co;90 Sr;137 CS
94	1132	Bsmt Equip Rm 8	Laundry Sump;1/2" Wall	H-49";D-42"	1325	39	Carbon Steel	.67	.44E-7	60 Co;90 Sr;137 CS
95	1132	Bsmt N Wall -5'	Laundry Drain Strainer Type Fil 1/4	H-17";D-15"	83	1.7	Carbon Steel	.30	8.0E-6	60 Co;90 Sr;137 CS
96	1132	Bsmt -12' Rm 8	Laundry Sump Filter	H-24";D-9"	86	.9	Stainless St	.21	5.3E-6	60 Co;90 Sr;137 CS
97	1132	Basement Room 8	Contaminated Air Piping to Filters	L-65';D-6"	1233	15.6	Carb Stl Pipe	2.4E-4	4.2E-7	60 Co;90 Sr;137 CS
98	1132	Basement Room 8	Contaminated Air Piping to Filters	L-44';D-4"	474.76	5	Carb Stl Pipe	1.6E-1	7.6E-7	60 Co;90 Sr;137 CS
99	1132	Basement Room 8	Contaminated Air Piping to Filters	L-70';D-10"	2833.6	44	Carb Stl Pipe	1.4	1.2E-7	60 Co;90 Sr;137 CS
100	1132	Basement Room 8	Contaminated Air Piping to Filters	L-70';D-10"	2833.6	44	Carb Stl Pipe	16	1.2E-5	60 Co;90 Sr;137 CS
101	1132	Basement Room 8	Contaminated Air Piping to Filters	L-6';D-12"	297.6	5.3	Carb Stl Pipe	1.8	1.3E-5	60 Co;90 Sr;137 CS
102	1132	Bsmt N Wall Rm8	16" Waste Air Line Pipe	L-50';D-16"	3150	70	Carb Stl Pipe	2.4E-1	1.7E-7	60 Co;90 Sr;137 CS
103	1132	-12' frm HPT #8	Contaminated Air Pipe	L-45';D-2"	164.3	1.4	Carb Stl	2.2	2.9E-5	60 Co;90 Sr;137 CS
104	1132	Bsmt to Stk #8	Contaminated Air Pipe	L-52';D-12"	2579.2	46	Carb Stl	2.0E-1	1.7E-7	60 Co;90 Sr;137 CS
105	1132	Bsmt to Filters	PPP Sump Vent Pipe	L-49';D-4"	528.71	5.4	Carb Stl	1.3	5.2E-6	60 Co;90 Sr;137 CS
106	1132	Bsmt to Filters	Contaminated Air Pipe CV	L-25';D-6"	474.25	6	Carb Stl	1.3E-1	6.4E-7	60 Co;90 Sr;137 CS
107		Basement	Check Valve	8"	329	3.0	Cast Iron	.08	5.6E-7	60 Co;90 Sr;137 CS
10		Basement	Gate Valve	10"	450	7	Carbon Steel	.05	2.5E-7	60 Co;90 Sr;137 CS

RAD WASTE SHIPPING INFO FH BLDG 1132
11-22-85
13:06:54

Item	Bldg	Loc in Building	Item Description	Notes	Notes Continued	Additional Notes	Final Notes
109	1132	Basement	Butterfly Valve, 4 ea	3300 sys;33V08,-10,-11,-13;35	ur/hr;8075 sq cm fixed		
110	1132	Basement	Butterfly Valve, 3 ea	3300 sys;33V14,-17,-62;3 mr/hr	46027 sq cm fixed		
111	1132	Basement	Gate Valve, 2 ea	3300 sys;33V53,-54;3 mr/hr;	1041 sq cm fixed		
112	1132	Basement	Gate Valve, 9 ea	3300 sys;33V91,-31,-32,-33,-34	-39,-40,-41,-42;20 ur/hr;6153	sq cm fixed	
113	1132	Basement	Check Valve, 2 ea	3300 sys;33V52,-55;50 ur/hr;	6862 sq cm fixed		
114	1132	Basement	Globe Valve, 8 ea	3300 sys;33V35,-36,-37,-38,-43	-44,-45,-46;20 ur/hr;8707 sq	cm fixed	
115	1132	Basement	Globe Valve, 15 ea	3300 sys;33V57,-58,-59,-60,-67	-69,-72,-73,-74,-75,-76,-77,	-78,-79,-80;332 sq cm fixed;	10 ur/hr
116	1132	Basement	Check Valve, 1 ea	3300 sys;33V68;10 ur/hr;238	sq cm fixed		
117	1132	Basement	Pressure Relief, 2 ea	3300 sys;33V65,-66;10 ur/hr;	206 sq cm fixed		
118	1132	Basement	Solenoid Operated, 1 ea	3300 sys;33V12;42 ur/hr;883 sq	cm fixed		
119	1132	Basement	Butterfly Valve, 2 ea	3300 sys;33V63,-64;5 mr/hr;	57379 sq cm fixed		
120	1132	-12' NE Bsmt	Filter Bag for Off Gas Waste Air	33U10;Fixed;70072.8 sq cm;	28 ur/hr;3300 sys		
121	1132	-12' E Bsmt	Filter Bag for CV Air Vent	33U11;Fixed;55147.5 sq cm;	22 ur/hr;3300 sys		
123	1132	-12'NC Bsmt	Filter Bag 2" Tank Vent	33U12;Fixed;56966.4 sq cm;60	ur/hr;3300 sys		
124	1132	-12'NC&W Bsmt	Filter Bag for PPH & HRA Vent	33U15;Fixed;58824 sq cm;6000	d/m beta-gamma;3300 sys		
125	1132	-12'NC Bsmt	Hot Cell Vacuum	33U05;Fixed;56966.4 sq cm;46	ur/hr;3300 sys		
126	1132	-12'Ctr Bsmt	Hood Vent for Hot Lab Decon	33U06;Fixed;16233.6 sq cm;36	ur/hr;3300 sys		
127	1132	-12' E Bsmt	Filter Housing for Pump House Vent	33U07;Fixed;55147.5 sq cm;20	ur/hr;3300 sys		
128	1132	-12'NE Bsmt	Filter Housing for Waste Air System	33U08;Fixed;66460.8 sq cm;30	ur/hr;3300 sys		
129	1132	-12' Crnr Bsmt	Filter Housing for Bsmt & HPT Vent	33U01;Fixed;984773.1 sq cm;25	ur/hr;3300 sys		
130	1132	-12' W Bsmt	Filter Housing for Cells 3-7	33U02;Fixed;270229.2 sq cm;	800 to 2000 ur/hr;3300 sys		
131	1132	-12' W Bsmt	Filter Housing for Cells 1-2	33U03;Fixed;335864.4 sq cm;	300 to 600 ur/hr;3300 sys		
132	1132	-12' Ctr Bsmt	Filter Housing for Cells 3-7	33U04;Fixed;489890.4 sq cm;	120 ur/hr;3300 sys		
133	1132	-12' SE Bsmt	Lampson Air Sampler	Fixed;28902.22 sq cm surface;	87 d/m;2 d/m		
134	1132	-12' SE Bsmt	Lincold Welder Wheels	Loose;Only wheels appear to be	contaminated;182 sq cm surface of 4 wheels;15 ur/hr;2000 d/m		beta-gamma;
135	1132	-12' SW Bsmt	Sampling Sink	Fixed;Drain area contaminated;	11457 sq cm surface;80 ur/hr;	7500 d/m beta-gamma;	
136	1132	-12' SE Bsmt	Spencer Turbine Vacuum Cleaner Horz	Loose;29179.89 sq cm surface;	10000 d/m beta-gamma		
137	1132	-15'Bsmt Rm 7	Yeoman Pumps;20P-15;20-P-14	20433 sq cm;1 mr;fixed			
138	1132	-15' Bsmt Rm 8	Yeoman Pumps;20-P-16;20-P-17	12433 sq cm;25000 d/m;fixed			

PD235 Number of Records Read: 137
PD236 Number of Records Selected: 29

RAD WASTE SHIPPING INFO FH BLDG 1132
11-25-85
08:49:55

Item	Bldg Loc in Building	Item Description	Size	Wt·Lbs	Vol Cu Ft	Matl of Const	Rad Tot uCi	Rad uCi/gm	Principle Isotopes
109	1132 Basement	Butterfly Valve, 4 ea	6"	240	7	Cast Iron	.10	9.4E-7	60 Co;90 Sr;137 CS
110	1132 Basement	Butterfly Valve, 3 ea	20"	2151	70	Cast Iron	37.3	3.8E-5	60 Co;90 Sr;137 CS
111	1132 Basement	Gate Valve, 2 ea	2"	20	.12	Brass	.56	6.2E-5	60 Co;90 Sr;137 CS
112	1132 Basement	Gate Valve, 9 ea	4"	954	9.3	Stainless St	.10	2.3E-7	60 Co;90 Sr;137 CS
113	1132 Basement	Check Valve, 2 ea	6"	358	2.8	Cast Iron	.06	3.8E-7	60 Co;90 Sr;137 CS
114	1132 Basement	Globe Valve, 8 ea	4"	532	14	Stainless St	.13	5.2E-7	60 Co;90 Sr;137 CS
115	1132 Basement	Globe Valve, 15 ea	1/2"	30	.19	Stainless St	.004	3.3E-7	60 Co;90 Sr;137 CS
116	1132 Basement	Check Valve, 1 ea	1/2"	2	.008	Stainless St	.0002	2.4E-7	60 Co;90 Sr;137 CS
117	1132 Basement	Pressure Relief, 2 ea	1/2"	2	.017	Stainless St	.0004	4.1E-7	60 Co;90 Sr;137 CS
118	1132 Basement	Solenoid Operated, 1 ea	2"	.5	.06	Cast Iron	.003	1.5E-6	60 Co;90 Sr;137 CS
119	1132 Basement	Butterfly Valve, 2 ea	24	2040	65	Cast Iron	51.7	5.6E-5	60 Co;90 Sr;137 CS
120	1132 -12' NE Bsmt	Filter Hsg for Off Gas Waste Air	L-83;W-28;H-28	125	11	Carb Steel	.18	3.1E-6	60 Co;90 Sr;137 CS
121	1132 -12' E Bsmt	Filter Hsg for CV Air Vent	L-75;W-24;H-25	125	10	Carb Steel	.11	1.9E-6	60 Co;90 Sr;137 CS
123	1132 -12'NC Bsmt	Filter Hsg 2" Tank Vent	L-80;W-24;H-24	150	22	Carb Steel	.31	4.5E-6	60 Co;90 Sr;137 CS
124	1132 -12'NC&W Bsmt	Filter Hsg for PPH & HFA Vent	L-83;W-24;H-24	150	24	Aluminum	.15	2.2E-6	60 Co;90 Sr;137 CS
125	1132 -12'NC Bsmt	Hot Cell Vacuum	L-80;W-24;H-24	150	26.7	Carb Steel	.24	3.5E-6	60 Co;90 Sr;137 CS
126	1132 -12'Ctr Bsmt	Hood Vent for Hot Lab Decon	L-95;W-52;H-52	275	149	Carb Steel	.53	4.2E-6	60 Co;90 Sr;137 CS
127	1132 -12' E Bsmt	Filter Housing for Pump House Vent	L-75;W-24;H-25	125	26	Carb Steel	.10	1.8E-6	60 Co;90 Sr;137 CS
128	1132 -12'NE Bsmt	Filter Housing for Waste Air System	L-78;W-28;H-28	120	35	Carb Steel	.18	3.3E-6	60 Co;90 Sr;137 CS
129	1132 -12' Crnr Bsmt	Filter Housing for Bsmt & HPT Vent	L-102;W-101;H-79	2175	471	Carb Steel	2.2	2.2E-6	60 Co;90 Sr;137 CS
130	1132 -12' W Bsmt	Filter Housing for Cells 3-7	L-132;W-49;H-80	1260	395	Carb Steel	60.5	1.1E-4	60 Co;90 Sr;137 CS
131	1132 -12' W Bsmt	Filter Housing for Cells 1-2	L-132;W-73;H-80	1382	550	Carb Steel	18.2	2.9E-5	60 Co;90 Sr;137 CS
132	1132 -12' Ctr Bsmt	Filter Housing for Cells 3-7	L-264;W-49;H-80	1260	599	Carb Steel	5.3	9.3E-6	60 Co;90 Sr;137 CS
133	1132 -12' SE Bsmt	Lampson Air Sampler	L-45;W-20;H-22	1000	6	Carb Steel	.011	.24E-7	60 Co;90 Sr;137 CS
134	1132 -12' SE Bsmt	Lincoln Welder Wheels	W-1-1/2";D-6"	6	.1	Rubber	.002	6.6E-7	60 Co;90 Sr;137 CS
135	1132 -12' SW Bsmt	Sampling Sink	L-24;W-18;H-16	80	2	Stainless St	.39	1.1E-5	60 Co;90 Sr;137 CS
136	1132 -12' SE Bsmt	Spencer Turbine Vacuum Cleaner Horz	L-36;W-24;H-48	150	3	Carbon Steel	1.3	1.9E-5	60 Co;90 Sr;137 CS
137	1132 -15'Bsmt Rm 7	Yeoman Pumps;20P-15;20-P-14	L-12;W-12;H-60	350	10	Cast Iron	3.6	4.6E-5	60 Co;90 Sr;137 Cs
138	1132 -15' Bsmt Rm 8	Yeoman Pumps;20-P-16;20-P-17	L-12;W-12;H-60	350	10	Cast Iron	2.6	3.4E-5	60 Co;90 Sr;137 Cs

PD235 Number of Records Read: 137
PD236 Number of Records Selected: 137

RAD WASTE SHIPPING INFO WHB 1133
10-19-85
05:04:31

Item	Bldg Loc in Building	Item Description	Rad Tot uCi	Rad uCi/gm	Principle Isotopes
1	1133 Room 1	Gate Valve	.16	1.8E-4	60 Co;90 Sr;137 Cs
2	1133 Room 1	Globe Valve, 2 ea	.41	4.5E-4	60 Co;90 Sr;137 Cs
3	1133 Room 1	Butterfly	.34	1.5E-4	60 Co;90 Sr;137 Cs
4	1133 0'SE Crnr Rm 1	Cleaning Tank Double Walled	.03	1.3E-6	60 Co;90 Sr;137 Cs
5	1133 0'SE Crnr Rm 1	3 Aluminum Hoods	.12	17.4E-6	60 Co;90 Sr;137 Cs
6	1133 0'SW Wall Rm 1	Alphatron Source Bottle #2	.5	3.6E-4	60 Co;90 Sr;137 Cs
7	1133 0'SW Wall Rm 1	Alphatron Source Bottle #1	.5	3.6E-4	60 Co;90 Sr;137 Cs
8	1133 0'SW Wall Rm 1	Alphatron Source Bottle #3	.5	3.6E-4	60 Co;90 Sr;137 Cs
9	1133 0'SW Wall Rm 1	Alphatron Source Bottle #4	.5	3.6E-4	60 Co;90 Sr;137 Cs
10	1133 0'SW Wall Rm 1	Staplex Blower	.009	9.9E-6	60 Co;90 Sr;137 Cs
11	1133 0' S Wall Rm 1	Orange Hand Truck	.08	5.8E-6	60 Co;90 Sr;137 Cs
12	1133 0' S Wall Rm 1	Portable Cleaning Hood	1.6E-1	1.7E-5	60 Co;90 Sr;137 Cs
13	1133 0' S Wall Rm 1	Clarke Floor Scrubber	3.25E-1	2.8E-6	60 Co;90 Sr;137 Cs
14	1133 0' S Wall Rm 1	Rail Cart	2.3E-1	8.5E-7	60 Co;90 Sr;137 Cs
15	1133 0'Lvl Evap Rm 1	Sump Pump Not Complete; Used Equip	1.1E-1	1.6E-6	60 Co;90 Sr;137 Cs
16	1133 0'Over Htch Rm1	Blue Ladder	3.8E-2	6.4E-6	60 Co;90 Sr;137 Cs
17	1133 0' E Wall Rm 1	SS Pipe Section Tied to Wall	3.4E-2	2.0E-4	60 Co;90 Sr;137 Cs
18	1133 0' S Wall Rm 1	Aluminum Ladders 30'; 3 each	1.5E-1	8.6E-7	60 Co;90 Sr;137 Cs
19	1133 0' S Wall Rm 1	Hand Truck From Hot Lab	1.8E-2	1.6E-6	60 Co;90 Sr;137 Cs
20	1133 0' S Wall Rm 1	Spencer Turbine Vacuum Cleaner	6.5E-2	9.5E-7	60 Co;90 Sr;137 Cs
21	1133 0' Gantry Rm 2	Open Water Tank on Cart	2.4	4.2E-6	60 Co;90 Sr;137 Cs
22	1133 0' Gantry Rm 2	Resin Tank on Cart	.05	2.7E-7	60 Co;90 Sr;137 Cs
23	1133 0' Gantry Rm 2	Rubber Tired Cart	5.1E-2	9.5E-8	60 Co;90 Sr;137 Cs
24	1133 0' Gantry Rm 2	Reciprocating Hack Saw and Stand	6.6E-2	9.8E-7	60 Co;90 Sr;137 Cs
25	1133 0' Laundry Rm 3	American Cascade Washing Machine	2.0E-1	2.6E-6	60 Co;90 Sr;137 Cs
26	1133 0' Laundry Rm 3	Book Extractor	1.05	1.1E-5	60 Co;90 Sr;137 Cs
27	1133 0' Laundry Rm 3	Thermatic Dryer	7.8E-1	6.9E-7	60 Co;90 Sr;137 Cs
28	1133 0' Cln Clt Rm 4	Small Table in Folding Room	.036	5.2E-7	60 Co;90 Sr;137 Cs
29	1133 0' Cln Cth Rm 4	Large Table in Folding Room	.053	9.3E-7	60 Co;90 Sr;137 Cs
30	1133 0' Lvl Lab Rm 6	Lab Hood	.07	5.1E-7	60 Co;90 Sr;137 Cs
31	1133 0' Lvl Lab Rm 6	Double Sink Unit; Lab Type	.005	7.3E-8	60 Co;90 Sr;137 Cs
32	1133 0' Lvl Lab Rm 6	Cleaning/Soaking Tank	2.8	3.0E-5	60 Co;90 Sr;137 Cs
33	1133 0' Lvl Lab Rm 9	Janitor Sink, Pipe Chase	.5	4.4E-6	60 Co;90 Sr;137 Cs
34	1133 +12' Lvl Mezza	Filter Unit for Laundry Room	2.4E-1	2.6E-6	60 Co;90 Sr;137 Cs
35	1133 -15', Room 15	Pipe SCH 40	60.6	2.1E-4	60 Co;90 Sr;137 Cs
36	1133 -15', Room 15	Pipe SCH 40	1.8	9.5E-5	60 Co;90 Sr;137 Cs
37	1133 -15', Room 15	Pipe SCH 40	1.1	8.2E-6	60 Co;90 Sr;137 Cs
38	1133 -15', Room 15	Pipe SCH 40	.59	7.2E-6	60 Co;90 Sr;137 Cs
39	1133 Room 15	Gate Valve, 3 ea	.07	5.4E-6	60 Co;90 Sr;137 Cs
40	1133 Room 15	Check Valve, 1 ea	.02	4.2E-6	60 Co;90 Sr;137 Cs
41	1133 Rm 15 Bsmt -15'	Hot Sump Liner 1/2" Wall	6.7	7.1E-6	60 Co;90 Sr;137 Cs
42	1133 Rm 15,-15'NW Cr	Portable Shield Cask, Yellow	.01	1.1E-7	60 Co;90 Sr;137 Cs
43	1133 Rm 15,-15'	Air Monitor Portable	.31	8.5E-5	60 Co;90 Sr;137 Cs
44	1133 Rm 15,-15'NE Cr	Tape Machines; 2 each	.02	2.2E-6	60 Co;90 Sr;137 Cs
45	1133 Rm 15,-15'	Lndry Drain Strain-Typ Fil 1/4" Wl	.34	8.9E-6	60 Co;90 Sr;137 Cs
46	1133 Rm 17;-15';Prep	Budget Hoist; 1 Ton Chain	.18	4.9E-6	60 Co;90 Sr;137 Cs
47	1133 Rm 17;-15';Prep	American Lincoln Floor Polisher	.04	1.7E-6	60 Co;90 Sr;137 Cs
48	1133 Rm 17;-15';Prep	Johnson Horizontal Cut Off Saw	.075	4.7E-7	60 Co;90 Sr;137 Cs
49	1133 Rm 17;-15';Prep	Top of Tank Type Vac Cleaner Wt/Dy	.7	1.0E-4	60 Co;90 Sr;137 Cs
50	1133 Rm 17;-15';Prep	Sandpiper Diaphram Type Sump Pump	.45	1.9E-5	60 Co;90 Sr;137 Cs
51	1133 Rm 17;-15';Prep	Chute & Motor Assy from Outside	.24	3.5E-6	60 Co;90 Sr;137 Cs
52	1133 Rm 17;-15';Prep	Minuteman Vacuum Cleaner	2.8	8.2E-5	60 Co;90 Sr;137 Cs
53	1133 Rm 18;-12' Evap	Pipe SCH 40	.53	1.7E-5	60 Co;90 Sr;137 Cs
54	1133 Rm 18;-12' Evap	Miscl Piping Betw Tanks on Equip	13.4	2.0E-5	60 Co;90 Sr;137 Cs

RAD WASTE SHIPPING INFO WHB 1133
10-19-85
04:58:49

Item	Bldg	Loc in Building	Item Description	Size	Wt Lbs	Vol Cu Ft	Matl of Const
1	1133	Room 1	Gate Valve	1/2"	2	.008	Stainless St
2	1133	Room 1	Globe Valve, 2 ea,	1/4"	2	.024	Stainless St
3	1133	Room 1	Butterfly	1-1/2"	7	.07	Stainless St
4	1133	0'SE Crnr Rm 1	Cleaning Tank Double Walled	L-30;W-12;H-18	50	3	Stainless St
5	1133	0'SE Crnr Rm 1	3 Aluminum Hoods	L-36;W-18;H-24	45	3	Aluminum
6	1133	0'SW Wall Rm 1	Alphatron Source Bottle #2	L-12;D-4	3	.25	Stainless St
7	1133	0'SW Wall Rm 1	Alphatron Source Bottle #1	L-12;D-4	3	.25	Stainless St
8	1133	0'SW Wall Rm 1	Alphatron Source Bottle #3	L-12;D-4	3	.25	Stainless St
9	1133	0'SW Wall Rm 1	Alphatron Source Bottle #4	L-12;D-4	3	.25	Stainless St
10	1133	0'SW Wall Rm 1	Staplex Blower	L-8;W-6;H-6	2	1	Carbon Steel
11	1133	0' S Wall Rm 1	Orange Hand Truck	L-12;W-24;H-38	30	2	Carbon Steel
12	1133	0' S Wall Rm 1	Portable Cleaning Hood	L-36;W-24;H-60	200	30	Stainless St
13	1133	0' S Wall Rm 1	Clarke Floor Scrubber	L-48;W-36;H-40	250	40	Aluminum Stl
14	1133	0' S Wall Rm 1	Rail Cart	L-72;W-72;H-12	600	36	Steel
15	1133	0'Lvl Evap Rm 1	Sump Pump Not Complete; Used Equip	L-72;W-16;H-12	150	6	Carbon Steel
16	1133	0'Over Htch Rm1	Blue Ladder	L-72;W-24;H-4	30	3	Aluminum
17	1133	0' E Wall Rm 1	SS Pipe Section Tied to Wall	L-16';D-4"	172.6	8	SS Pipe
18	1133	0' S Wall Rm 1	Aluminum Ladders 30'; 3 each	L-30';W-24"	400	10	Aluminum
19	1133	0' S Wall Rm 1	Hand Truck From Hot Lab	L-14;W-20;H-36	25	6	Stl Rub Tires
20	1133	0' S Wall Rm 1	Spencer Turbine Vacuum Cleaner	L-48;W-24;H-60	150	40	SS Stl Alum
21	1133	0' Gantry Rm 2	Open Water Tank on Cart	H-66;D-78	1250	186	Steel
22	1133	0' Gantry Rm 2	Resin Tank on Cart	H-48;D-30	400	19.6	Steel
23	1133	0' Gantry Rm 2	Rubber Tired Cart	L-144;W-72;H-24	1200	140	Stl Rub Tires
24	1133	0' Gantry Rm 2	Reciprocating Hack Saw and Stand	L-36;W-18;H-40	150	15	Stl Cast Iron
25	1133	0' Laundry Rm 3	American Cascade Washing Machine	W-30;H-60;D-38	175	24	SS Carb Stl
26	1133	0' Laundry Rm 3	Bock Extractor	W-36;H-60;D-48	200	30	SS Carb Stl
27	1133	0' Laundry Rm 3	Thermatic Dryer	L-34;W-38;H-76	250	57	SS Al Carb St
28	1133	0' Cln Clt Rm 4	Small Table in Folding Room	L-72;W-48;H-36	150	24	Carbon Steel
29	1133	0' Cln Cth Rm 4	Large Table in Folding Room	L-96;W-48;H-36	125	33	Carb Stl Wood
30	1133	0' Lvl Lab Rm 6	Lab Hood	L-48;W-30;H-88	300	24	Stainless St
31	1133	0' Lvl Lab Rm 6	Double Sink Unit; Lab Type	L-60;W-30;H-38	150	15	Stainless St
32	1133	0' Lvl Lab Rm 6	Cleaning/Soaking Tank	L-51;W-30;H-30	200	30	SS Carb Stl
33	1133	0' Lvl Lab Rm 9	Janitor Sink, Pipe Chase	L-24;W-24;H-26	250	6	Porce Cst Irn
34	1133	+12' Lvl Mezza	Filter Unit for Laundry Room	L-72;W-24;H-24	200	24	Alum Carb Stl
35	1133	-15', Room 15	Pipe SCH 40	L-60';D-4"	647	6.6	Carbon Steel
36	1133	-15', Room 15	Pipe SCH 40	L-7';D-2-1/2"	41	.3	Carbon Steel
37	1133	-15', Room 15	Pipe SCH 40	L-80';D-2"	292	9.5	Carbon Steel
38	1133	-15', Room 15	Pipe SCH 40	L-31';D=2-1/2"	179	1.4	Stainless St
39	1133	Room 15	Gate Valve, 3 ea	2"	30	.2	Stainless St
40	1133	Room 15	Check Valve, 1 ea	2"	11	.05	Stainless St
41	1133	Rm 15 Bsmt -15'	Hot Sump Liner 1/2" Wall	H-5';D-4.5'	2067	101.3	Carbon Steel
42	1133	Rm 15,-15'NW Cr	Portable Shield Cask, Yellow	H-12;D-10	200	1.5	Stl Lead Fill
43	1133	Rm 15,-15'	Air Monitor Portable	L-24;W-25;H-80	800	28	SS Carb Stl
44	1133	Rm 15,-15'NE Cr	Tape Machines; 2 each	L-18;W-8;H-6	20	1	Carbon Steel
45	1133	Rm 15,-15'	Lndry Drain Strain-Typ Fil 1/4" Wl	H-17";D-15"	83	1.7	Carbon Steel
46	1133	Rm 17;-15';Prep	Budget Hoist; 1 Ton Chain	W-6;D-12	80	1.5	Alum Carb St
47	1133	Rm 17;-15';Prep	American Lincoln Floor Polisher	H-48;D-18	50	2	Al Cb St Plst
48	1133	Rm 17;-15';Prep	Johnson Horizontal Cut Off Saw	L-66;W-18;H-39	350	27	Carbon Steel
49	1133	Rm 17;-15';Prep	Top of Tank Type Vac Cleaner Wt/Dy	H-12;D-20	15	1.5	Stainless St
50	1133	Rm 17;-15';Prep	Sandpiper Diaphram Type Sump Pump	L-24;W-12;H-10	50	4	Aluminum
51	1133	Rm 17;-15';Prep	Chute & Motor Assy from Outside	L-48;W-36;H-18	150	4	Carbon Steel
52	1133	Rm 17;-15';Prep	Minuteman Vacuum Cleaner	H-38;D-20	75	4	SS Plastic
53	1133	Rm 18;-12' Evap	Pipe SCH 40	L-40';D-1"	67	.4	Stainless St
5[illegible]	133	Rm 18;-12' Evap	Miscl Piping Betw Tanks on Equip	[illegible]'5'	1500	10	Steel Pipe

RAD WASTE SHIPPING INFO WHB 1133
10-19-85
04:58:49

Item	Bldg	Loc in Building	Item Description	Size	Wt Lbs	Vol Cu Ft	Matl of Const
55	1133	Bsmt from Evap	Waste Air Line to Stack	L-27';D-18	2829.6	48	Carbon Steel
56	1133	Room 18	Check Valve	2"	11	.05	Stainless St
57	1133	Room 18	Gate Valve	1/2"	2	.008	Stainless St
58	1133	Room 18	Glove Valve, 2 ea	1/2"	4	.026	Stainless St
59	1133	Room 18	Gate Valve	3/4"	2	.018	Stainless St
60	1133	Room 18	3 Way Valve	1"	2-1/2	.11	Stainless St
61	1133	Room 18	Gate Valve; 7 ea	1"	17.5	.25	Stainless St
62	1133	Room 18	Check Valve, 2 ea	1"	5	.036	Stainless St
63	1133	Room 18	Globe Valve, 2 ea	1"	7	.23	Stainless St
64	1133	Room 18	Gate Valve	1-1/2"	5-1/2"	.06	Stainless St
65	1133	Room 18	Gate Valve, 2 ea	2"	20	.12	Stainless St
66	1133	-15';Rm 18 Evap	Consolidted Bailing Machine Drum Cp	L-44;W-58;H-80	1900	118	Steel
67	1133	-15';Rm 18 Evap	12' Wood Step Ladder	L-12;W-36	75	4	Wood Steel
68	1133	-15';Rm 18 Evap	Asbestos & Fiberglass		3142	182.5	Asbs Fibergl
69	1133	-15';Rm 18 Evap	Heat Exchanger	L-100;D-24	1021.6	26	Carb St SS
70	1133	-15';Rm 18 Evap	Condensate Tank	L-30;D-18	62.18	6	Steel 12 Gage
71	1133	-15';Rm 18 Evap	Demineralizer	L-36;D-15	37	3.6	Steel 16 Gage
72	1133	-15';Rm 18 Evap	Pumps & Motors 5 gpm,8 gpm, 10 gpm		250	6	Stl SS Copper
73	1133	-15';Rm 18 Evap	Wiped Film Evap Tank	L-112;D-52	8400	140	Carb St SS
74	1133	-15';Rm 18 Evap	Receiver Tank	L-30;D-20	110	6	SS 12 Gage
75	1133	-15';Rm 18 Evap	Residue Tank	L-51;D-26	146.96	18	SS 12&16 Gage
76	1133	-15';Rm 18 Evap	Separator Tank	L-73;D-30	439.78	30	SS 10 Gage
77	1133	-15';Rm 18 Evap	Support Stl Struct for Evap Equip	L-80'	2004	25	Stl Chann Pl
78	1133	-15';Rm 18 Evap	Basket Strainers from Hot Drns,6 ea	H-12;D-18	10	1	Carbon Steel
79	1133	-15';Rm 18 Evap	Evap Sump 1/4" Wall	L-136";W-60";H-106"	4139	501	Stainless St
80	1133	-15' Room 15	Yeoman Pumps;20-P-26;20-P-27	L-12;W-12;H-60	350	10	Cast Iron
81	1133	-18' Room 18	Aurora Pumps;20-P-21	L-12;W-12;H-96	300	8	Steel

PD235 Number of Records Read: 81
PD236 Number of Records Selected: 81

RAD WASTE SHIPPING INFO WHB BLDG 1133
11-22-85
13:24:14

Item	Bldg	Loc in Building	Item Description	Notes	Notes Continued	Additional Notes	Final Notes
1	1133	Room 1	Gate Valve	2000 sys; 20V123; 7 mr/hr; 261 sq cm fixed			
2	1133	Room 1	Globe Valve, 2 ea	2000 sys; 20V130, 20V131; 7 mr /hr; 325 sq cm fixed			
3	1133	Room 1	Butterfly	2000 sys, 20V122; 7 mr/hr; 538 sq cm fixed			
4	1133	0'SE Crnr Rm 1	Cleaning Tank Double Walled	Loose;12074.4 sq cm surface;	32 ur; 132 d/m b-g;2 d/m alpha	<1000 c/m	
5	1133	0'SE Crnr Rm 1	3 Aluminum Hoods	Loose;11145.6 sq cm surface ea	799 d/m b-g;<1 d/m alpha		
6	1133	0'SW Wall Rm 1	Alphatron Source Bottle #2	Loose;1134.72 sq cm surface;	>5000 ur; 11 d/m b-g;43000 c/m		
7	1133	0'SW Wall Rm 1	Alphatron Source Bottle #1	Loose; 1134.72 sq cm surface;	>5000 ur;14 d/m b-g;2 d/m alph	28000 c/m	
8	1133	0'SW Wall Rm 1	Alphatron Source Bottle #3	Loose;1134.72 sq cm surface;	>5000 ur; 26d/m b-g;<1 d/m	alpha;37000 c/m	
9	1133	0'SW Wall Rm 1	Alphatron Source Bottle #4	Loose;1134.72 sq cm surface;	>5000 ur; 22 d/m b-g; 4 d/m	alpha; 38000 c/m	
10	1133	0'SW Wall Rm 1	Steplex Blower	Loose; 1726.56 sq cm surface;	60 ur; 98 d/m b-g		
11	1133	0' S Wall Rm 1	Orange Hand Truck	Loose; 6566.1 sq cm surface	140 ur; 638 d/m b-g; <1 d/m	alpha	
12	1133	0' S Wall Rm 1	Portable Cleaning Hood	Loose; 44582 sq cm surface; 42	ur; 109 d/m b-g; 3 d/m alpha		
13	1133	0' S Wall Rm 1	Clarke Floor Scrubber	Loose;65635.2 sq cm surface;	55 ur; 59 d/m b-g; 2 d/m alpha		
14	1133	0' S Wall Rm 1	Rail Cart	Loose;172893.67 sq cm surface;	15 ur; 87 d/m beta-gamma		
15	1133	0'Lvl Evap Rm 1	Sump Pump Not Complete; Used Equip	Loose;15662.94 sq cm surface;	80 ur; 122 d/m beta-gamma		
16	1133	0'Over Htoh Rm1	Blue Ladder	Loose;12262.8 sq cm surface;	80 ur;15 d/m beta-gamma; high	field in area	
17	1133	0' E Wall Rm 1	SS Pipe Section Tied to Wall	Loose;17509 sq cm surface; 22	ur; 1000 c/m;106 d/m b-g;2	d/m alpha	
18	1133	0' S Wall Rm 1	Aluminum Ladders 30'; 3 each	Loose;290962 sq cm surface; 6	ur; 262 d/m b-g		
19	1133	0' S Wall Rm 1	Hand Truck From Hot Lab	Loose;727.47 sq cm wheels only	46935 d/m beta-gamma;5 d/m	alpha; 280 ur	
20	1133	0' S Wall Rm 1	Spencer Turbine Vacuum Cleaner	Loose;29129.89 sq cm surface;	25 ur; 6457 d/m beta-gamma		
21	1133	0' Gantry Rm 2	Open Water Tank on Cart	Loose;135136.07 sq cm surface;	200 ur; 183 d/m beta-gamma; <1 d/m alpha.		
22	1133	0' Gantry Rm 2	Resin Tank on Cart	Loose;38297.64 sq cm surface;	15 ur; 104 d/m beta-gamma		
23	1133	0' Gantry Rm 2	Rubber Tired Cart	Loose;66873.8 sq cm surface;	26 ur; 38 d/m beta-gamma		
24	1133	0' Gantry Rm 2	Reciprocating Hack Saw and Stand	Loose;12332.4 sq cm surface;	60 ur;71 d/m beta-gamma		
25	1133	0' Laundry Rm 3	American Cascade Washing Machine	Fixed; 38375 sq cm surface; 60	ur; 1773 d/m beta-gamma; 2 d/m alpha		
26	1133	0' Laundry Rm 3	Bock Extractor	Fixed;58358.34 sq cm surface;	200 ur; 106 d/m beta-gamma;2	d/m alpha	
27	1133	0' Laundry Rm 3	Thermatic Dryer	Fixed;87255.64 sq cm surface;	1000 ur;181 d/m beta-gamma;	Over 50000 c/m in filter area	
28	1133	0' Cln Clt Rm 4	Small Table in Folding Room	Loose;22291.2 sq cm surface	top only;18 ur; 6 d/m b-g		
29	1133	0' Cln Cth Rm 4	Large Table in Folding Room	Loose;29721.6 sq cm surface;	20 ur;19 d/m beta-gamma		
30	1133	0' Lvl Lab Rm 6	Lab Hood	Fixed;66873.3 sq cm surface;	12 ur; 79 d/m beta-gamma;	1 d/m alpha	
31	1133	0' Lvl Lab Rm 6	Double Sink Unit; Lab Type	Fixed;19969.2 sq cm surface;	Top of sink & depression - not	cabinet; 28 ur; 64 d/m b-g;	2 d/m alpha
32	1133	0' Lvl Lab Rm 6	Cleaning/Soaking Tank	Loose;58050 sq cm surface;	550 ur; 72 d/m b-g;<1 d/m alph		
33	1133	0' Lvl Lab Rm 9	Janitor Sink, Pipe Chase	Fixed;19814.4 sq cm surface;	300 ur; 25 d/m b-g; 3 d/m	alpha; 3500 c/m	
34	1133	+12' Lvl Mezza	Filter Unit for Laundry Room	Fixed;44582.4 sq cm surface;	60 ur; 374 d/m beta-gamma		
35	1133	-15', Room 15	Pipe SCH 40	181670 sq cm; exposed; 2000	system; fixed; 30' at 2800 ur/	hr and 30' at 4600 ur/hr	
36	1133	-15', Room 15	Pipe SCH 40	4897 sq cm; exposed; 2000 sys;	fixed; 4000 ur/hr		
37	1133	-15', Room 15	Pipe SCH 40	46229 sq cm; exposed; 2000 sys	fixed; 260 ur/hr		
38	1133	-15', Room 15	Pipe SCH 40	21686 sq cm; 2000 sys; fixed;	300 ur/hr		
39	1133	Room 15	Gate Valve, 3 ea	2000 sys;20V119,20V145,20V146;	260 ur/hr; 1041 sq cm		
40	1133	Room 15	Check Valve, 1 ea	2000 sys; 20V118; 300 ur/hr;	774 sq cm fixed		
41	1133	Rm 15 Bsmt -15'	Hot Sump Liner 1/2" Wall	92897 sq cm (100 sq ft)enclosed	in conc; .7 cu ft top & bottom	sides=2.9=3.6 cu ft out up;Ref Drwg PF04354;800 ur/hr;fixed	
42	1133	Rm 15,-15'NW Cr	Portable Shield Cask, Yellow	Loose; 3444.75 sq cm surface;	35 ur; 50 d/m beta-gamma;2 d/m alpha		
43	1133	Rm 15,-15'	Air Monitor Portable	Loose;58308 sq cm surface; 60	ur; 527 d/m beta-gamma;<1 d/m	alpha	
44	1133	Rm 15,-15'NE Cr	Tape Machines; 2 each	Loose; 3870 sq cm surface; 60	ur; 139 d/m beta-gamma		
45	1133	Rm 15,-15'	Lndry Drain Strain-Typ Fil 1/4" Wl	7448 sq cm (8 sq ft);exposed;	fixed; 2000 sys; 500 ur/hr		
46	1133	Rm 17;-15';Prep	Budget Hoist; 1 Ton Chain	Loose;11489.26 sq cm surface;	180 ur; 633 d/m beta-gamma;	6000 c/m	
47	1133	Rm 17;-15';Prep	American Lincoln Floor Polisher	Loose;7659.47 sq cm surface;	600 ur;265 d/m beta-gamma		
48	1133	Rm 17;-15';Prep	Johnson Horizontal Cut Off Saw	Loose;33669 sq cm surface;	250 ur; 2105 d/m beta-gamma	<1 d/m alpha; 3000 c/m	
49	1133	Rm 17;-15';Prep	Top of Tank Type Vac Cleaner Wt/Dy	Loose;6889.50 sq cm surface;	1200 ur; 1134 d/m beta-gamma;	2 d/m alpha;10000 c/m	
50	1133	Rm 17;-15';Prep	Sandpiper Diaphram Type Sump Pump	Loose;8359.2 sq cm surface;	600 ur; 1897 d/m beta-gamma;	<1 d/m alpha;10000 c/m	
51	1133	Rm 17;-15';Prep	Chute & Motor Assy from Outside	Fixed;33436.8 sq cm surface;80	ur;451 d/m beta-gamma;<1 d/m	alpha	
52	1133	Rm 17;-15';Prep	Minuteman Vacuum Cleaner	Loose;19452.78 sq cm surface;	1600 ur;2346 d/m beta-gamma;	<1 d/m alpha;45000 c/m	
53	1133	Rm 18;-12' Evap	Pipe SCH 40	12783 sq cm exposed;400 ur/hr	fiel[illegible] ur/hr contact;2000	sys fixed	
54	1133	Rm 18;-12' Evap	Miscl Piping Betw Tanks on Equip	Fixed;148918.7 sq cm surface;	100[illegible] sld est;2000 sys;	fixed	

RAD WASTE SHIPPING INFO WHB BLDG 1133
11-22-85
13:24:14

Item	Bldg	Loc in Building	Item Description	Notes	Notes Continued	Additional Notes	Final Notes
55	1133	Bsmt from Evap	Waste Air Line to Stack	Fixed;118144.75 sq cm surface;	Line comes from Disch of Filt	Un to Stack Header;11 ur/hr	
56	1133	Room 18	Check Valve	2000 sys; 20V115; 7 mr/hr;774	sq cm fixed		
57	1133	Room 18	Gate Valve	2000 sys; 20V132;7 mr/hr;261	sq cm fixed		
58	1133	Room 18	Glove Valve, 2 ea	2000 sys; 20V102, 20V104;7	mr/hr;332 sq cm fixed		
59	1133	Room 18	Gate Valve	2000 sys; 20V121; 7 mr/hr;403	sq cm fixed		
60	1133	Room 18	3 Way Valve	2000 sys; 20V103;7 mr/hr;1419	sq cm fixed		
61	1133	Room 18	Gate Valve; 7 ea	2000 sys;20V105 thru 20V107;	20V109 thru 20V111;20V117;7	mr/hr;660 sq cm fixed	
62	1133	Room 18	Check Valve, 2 ea	2000 sys; 20V108;20V116;7mr/hr	397 sq cm fixed		
63	1133	Room 18	Globe Valve, 2 ea	2000 sys; 20V101; 20V125;7 mr/	hr; 1419 sq cm fixed		
64	1133	Room 18	Gate Valve	2000 sys;20V120;7 mr/hr;1057	sq cm fixed		
65	1133	Room 18	Gate Valve, 2 ea	2000 sys; 20V112, 20V114; 7	mr/hr; 1041 sq cm fixed		
66	1133	-15';Rm 18 Evap	Consolidted Bailing Machine Drum Cp	Fixed;126467.05 sq cm surface;	3500 ur;11680 d/m beta-gamma;	6 d/m alpha	
67	1133	-15';Rm 18 Evap	12' Wood Step Ladder	Loose;65016 sq cm surface;	2000 ur;792 d/m beta-gamma;<1	d/m alpha	
68	1133	-15';Rm 18 Evap	Asbestos & Fiberglass	470 sq ft Fibergl & 260 sq ft	Asbs ~3" Thick;used 20% of Wt=	Asbs 30# per cu ft & 80% Fiber .003#/cu in;fixed	
69	1133	-15';Rm 18 Evap	Heat Exchanger	Fixed; 51549.76 sq cm surface;	60 mr/hr		
70	1133	-15';Rm 18 Evap	Condensate Tank	Fixed;12583.43 sq cm surface;	60 mr/hr		
71	1133	-15';Rm 18 Evap	Demineralizer	Fixed;13221.79 sq cm surface;	60 mr/hr		
72	1133	-15';Rm 18 Evap	Pumps & Motors 5 gpm,8 gpm, 10 gpm	Fixed;24148.8 sq cm surface;	60 mr/hr		
73	1133	-15';Rm 18 Evap	Wiped Film Evap Tank	Fixed;145409.28 sq cm surface;	60 mr/hr		
74	1133	-15';Rm 18 Evap	Receiver Tank	Fixed;16210.62 sq cm surface;	60 mr/hr		
75	1133	-15';Rm 18 Evap	Residue Tank	Fixed;30293.59 sq cm surface;	60 mr/hr		
76	1133	-15';Rm 18 Evap	Separator Tank	Fixed;53495.06 sq cm surface;	60 mr/hr		
77	1133	-15';Rm 18 Evap	Support Stl Struct for Evap Equip	Fixed;371785.8 sq cm surface;	est. 500 ur in area		
78	1133	-15';Rm 18 Evap	Basket Strainers from Hot Drns,6 ea	Loose;6018.11 sq cm surface ea	>5000 ur; 4367 d/m beta-gamma;	<1 d/m alpha; over 50000 c/m	
79	1133	-15';Rm 18 Evap	Evap Sump 1/4" Wall	373354 sq cm (402 sq ft);15	mr/hr; Ref PF04354 or PF04356;	fixed	
80	1133	-15' Room 15	Yeomen Pumps;20-P-26;20-P-27	20433 sq cm;5 mr/hr;fixed			
81	1133	-18' Room 18	Aurora Pumps;20-P-21	fixed			

PD235 Number of Records Read: 81
PD236 Number of Records Selected: 81

RAD WASTE SHIPPING INFO WHB 1133
10-19-85
05:04:31

Item	Bldg	Loc in Building	Item Description	Rad Tot uCi	Rad uCi/gm	Principle Isotopes
55	1133	Bsmt from Evap	Waste Air Line to Stack	.12	9.1E-8	60 Co;90 Sr;137 Cs
56	1133	Room 18	Check Valve	.49	9.7E-5	60 Co;90 Sr;137 Cs
57	1133	Room 18	Gate Valve	.16	1.8E-4	60 Co;90 Sr;137 Cs
58	1133	Room 18	Glove Valve, 2 ea	.42	2.3E-4	60 Co;90 Sr;137 Cs
59	1133	Room 18	Gate Valve	.25	2.8E-4	60 Co;90 Sr;137 Cs
60	1133	Room 18	3 Way Valve	.90	7.9E-4	60 Co;90 Sr;137 Cs
61	1133	Room 18	Gate Valve; 7 ea	2.9	3.7E-4	60 Co;90 Sr;137 Cs
62	1133	Room 18	Check Valve, 2 ea	.50	2.2E-4	60 Co;90 Sr;137 Cs
63	1133	Room 18	Globe Valve, 2 ea	1.8	5.6E-4	60 Co;90 Sr;137 Cs
64	1133	Room 18	Gate Valve	.67	2.7E-4	60 Co;90 Sr;137 Cs
65	1133	Room 18	Gate Valve, 2 ea	1.3	1.4E-4	60 Co;90 Sr;137 Cs
66	1133	-15';Rm 18 Evap	Consolidted Bailing Machine Drum Cp	39.8	4.6E-5	60 Co;90 Sr;137 Cs
67	1133	-15';Rm 18 Evap	12' Wood Step Ladder	11.7	3.4E-4	60 Co;90 Sr;137 Cs
68	1133	-15';Rm 18 Evap	Asbestos & Fiberglass	5	3.5E-6	60 Co;90 Sr;137 Cs
69	1133	-15';Rm 18 Evap	Heat Exchanger	278.7	6E-4	60 Co;90 Sr;137 Cs
70	1133	-15';Rm 18 Evap	Condensate Tank	68.1	2.4E-3	60 Co;90 Sr;137 Cs
71	1133	-15';Rm 18 Evap	Demineralizer	71.5	4.3E-3	60 Co;90 Sr;137 Cs
72	1133	-15';Rm 18 Evap	Pumps & Motors 5 gpm,8 gpm, 10 gpm	130.5	1.2E-3	60 Co;90 Sr;137 Cs
73	1133	-15';Rm 18 Evap	Wiped Film Evap Tank	786	2.1E-4	60 Co;90 Sr;137 Cs
74	1133	-15';Rm 18 Evap	Receiver Tank	87.6	1.8E-3	60 Co;90 Sr;137 Cs
75	1133	-15';Rm 18 Evap	Residue Tank	163.8	2.5E-3	60 Co;90 Sr;137 Cs
76	1133	-15';Rm 18 Evap	Separator Tank	289.2	1.4E-3	60 Co;90 Sr;137 Cs
77	1133	-15';Rm 18 Evap	Support Stl Struct for Evap Equip	.16	1.7E-7	60 Co;90 Sr;137 Cs
78	1133	-15';Rm 18 Evap	Basket Strainers from Hot Drns,6 ea	2.7	5.9E-4	60 Co;90 Sr;137 Cs
79	1133	-15';Rm 18 Evap	Evap Sump 1/4" Wall	504.6	2.7E-4	60 Co;90 Sr;137 Cs
80	1133	-15' Room 15	Yeoman Pumps;20-P-26;20-P-27	18.2	2.2E-4	60 Co;90 Sr;137 Cs
81	1133	-18' Room 18	Aurora Pumps;20-P-21	4.2E1	3.1E-3	60 Co;90 Sr;137 Cs

PD235 Number of Records Read: 81
PD236 Number of Records Selected: 81

RAD WASTE SHIPPING INFO PPH BLDG 1134
11-22-85
13:17:12

Item	Bldg	Loc in Building	Item Description	Notes	Notes Continued	Additional Notes	Final Notes
1	1134	Res Pit S at E	1-1/2" SS Pipe Fluidizing Sys	Fixed;3693.82 sq cm;1000 sys;	4 mr/hr		
2	1134	Res Pit S at E	2" SS Pipe Fluidizing sys	Fixed;71654.23 sq cm; 1000 sys	4 mr/hr		
3	1134	Res Pit S at E	4" SS Pipe Fluidizing Sys	Fixed;16415.96 sq cm; 1000 sys	4 mr/hr		
4	1134	Res Handl Sys	1" SS Pipe	Fixed;18216.42 sq cm; 1000 sys	4 mr/hr		
5	1134	Res Handl Sys	1-1/4" SS Pipe	Fixed;6451.18 sq cm; 1000 sys	4 mr/hr		
6	1134	Res Pit S at E	Resin Pit Tank 321	Fixed;438393.6 sq cm; 1000 sys	4 mr/hr		
7	1134	Bur bet 1134&32	Pipe SCH 40	161670 sq cm; 8" line goes frm	PPH to FH; 2000 sys; 2 mr		
8	1134	Bur bet 1134&32	Pipe SCH 40	151172 sq cm; 8" line goes frm	PPH to FH; 2000 sys; 2 mr		
9	1134	Bur bet 1111&32	Pipe SCH 40	114884 sq cm; 3" line goes frm	RB to FH;2000 sys; 40 mr		
10	1134	See Notes	Pipe SCH 40	144460 sq cm; Hot fl drns undr	concrete from PPH Rms 1-6 & 8	to Rm 8 Sump; 2000 sys; 40 mr/	hr
11	1134	See Notes	Pipe SCH 40	86991 sq cm; Hot fl drns under	concrete from PPH Rms 1-6 & 8	to PPH Rm 8 sump; 2000 sys;40	mr/hr
12	1134	See Notes	Pipe SCH 40	44092 sq cm; Hot fl drns under	concrete from PPH Rms 1-6 & 8	to PPH Rm 8 sump; 2000 sys;	40 mr/hr
13	1134	See Notes	Pipe Sch 40	9216 sq cm; Hot drns from res	pit and pump pit to Rm 8 sump;	(buried); 2000 sys; 30 mr/hr	
14	1134	Frm PPH to HPT	Cont. Air Frm PPH to HPT Buried	Fixed;304433 sq cm surface;	3300 sys; 400 ur/hr;.4 mr/hr		
15	1134	Piping frm Rms	Contaminated Air Piping	Fixed;180560 sq cm surface;	5 mr/hr;3300 sys		
16	1134	Piping frm Rms	Contaminated Air Piping	Fixed; 33828.6 sq cm surface;	5 mr/hr;3300 sys		
17	1134	Room 1	Vent Valve	1000 sys; 10V94; 20 mr/hr;	403 sq cm fixed		
18	1134	Room 1	Gate Valve	1000 sys; 10V91; 20 mr/hr;	660 sq cm fixed		
19	1134	Room 1	Gate Valve	1000 sys; 10V06;500 mr/hr;	44582 sq cm fixed		
20	1134	Room 1	Check Valve	1000 sys; 10V07; 500 mr/hr	31063 sq cm fixed		
21	1134	Room 1	Gate Valve	1000 sys;10V05; 500 mr/hr;	54979 sq cm fixed		
22	1134	Room 1	Gate Valve	2000 sys; 20V88;35 mr/hr;	261 sq cm fixed		
23	1134	Room 1	Gate Valve, 2 ea	2000 sys; 20V74, 20V77; 35 mr/	hr; 660 sq cm fixed		
24	1134	Room 2	Vent Valve	1000 sys; 10V95; 30 mr/hr;	403 sq cm fixed		
25	1134	Room 2	Gate Valve	1000 sys; 10V92; 30 mr/hr;	660 sq cm fixed		
26	1134	Room 2	Gate Valve	1000 sys; 10V09; 30 mr/hr;	44582 sq cm fixed		
27	1134	Room 2	Check Valve	1000 sys; 10V10; 30 mr/hr;	31063 sq cm fixed		
28	1134	Room 2	Gate Valve	1000 sys; 10V08; 95 mr/hr;	54979 sq cm fixed		
29	1134	Room 2	Gate Valve	2000 sys; 20V89; 16 mr/hr;	261 sq cm fixed		
30	1134	Room 2	Gate Valve, 2 ea	2000 sys; 20V75,20V78;16 mr/hr	660 sq cm fixed		
31	1134	Room 3	Vent Valve	1000 sys; 10V96;12 mr/hr;403	sq cm fixed		
32	1134	Room 3	Gate Valve	1000 Sys; 10V93;12 mr/hr; 660	sq cm fixed		
33	1134	Room 3	Gate Valve	1000 sys; 10V12; 4 mr/hr;	44582 sq cm fixed		
34	1134	Room 3	Check Valve	1000 sys; 10V13;4 mr/hr;	31063 sq cm fixed		
35	1134	Room 3	Gate Valve	1000 sys; 10V11;60 mr/hr;	54979 sq cm fixed		
36	1134	Room 3	Gate Valve, 2 ea	2000 sys; 20V87, 20V90; 15 mr/	hr; 261 sq cm fixed		
37	1134	Room 3	Gate Valve, 2 ea	2000 sys; 20V76, 20V79; 15 mr/	hr; 660 sq cm fixed		
38	1134	+7' Rms 1,2,3	Primary Pumps, 3 ea	87307.2 sq cm each;90 mr/hr;	10P01;10P02;10P03;fixed		
39	1134	-7'to 0' Rm 4	Pipe SCH 40; .687" Wall	Buried in concrete; 99183 sq	cm; 60 mr/hr; 1000 sys		
40	1134	0' Room 4	25" SS Pipe	Fixed;542590.68 sq cm; 75 mr/	hr; Primary Water System;1000		
41	1134	0' Room 4	18" SS Pipe	Fixed;431000.53 sq cm; 50 mr/	hr; Primary Water System;1000		
42	1134	0' Room 4	16" SS Pipe	Fixed;190739.15 sq cm;30 mr/hr	Primary Water System;1000		
43	1134	0' Room 4	8" SS Pipe	Fixed;46204.8 sq cm; 75 mr/hr;	Primary Water System;1000		
44	1134	0' Room 4	8" SS Pipe	Fixed;100781.17 sq cm; 75 mr/	hr; Primary Pump System;1000		
45	1134	Room 4	Vent Valve	1000 sys;10V97;300 mr/hr; 403	sq cm fixed		
46	1134	Room 4	Gate Valve, 2 ea	1000 sys; 10V90, 10V98;300 mr/	hr;660 sq cm fixed		
47	1134	Room 4	Gate Valve, 3 ea	1000 sys;10V04;10V24;10V87;25	mr/hr;6153 sq cm fixed		
48	1134	Room 4	Butterfly Valve, 2 ea	1000 sys; 10V61;10V62;110 mr/	hr;13996 sq cm fixed		
49	1134	Room 4	Gate Valve	1000 sys;10V01;5 mr/hr;76577	sq cm fixed		
50	1134	Room 4	Gate Valve	2000 sys;20V91;20 mr/hr;261	sq cm fixed		
51	1134	Room 4	Gate Valve, 4 ea	2000 sys; 20V80,20V81,20V82,	20V83;20 mr/hr;660 sq cm fixed		
52	1134	0' Room 4	Primary Heat Exchanger, 2 ea	Fixed;220 mr/hr South end at	West exchanger;196959.07 sq cm each;Primary Water System;1000		
53	1134	0' Room 4	Primary Strainer	Fixed;300 mr/hr North of Strn.	79148.52 sq cm; Primary Water	System;1000	
54	1134	Room 5	Globe Valve, 5 ea	1000 sys; 10V23,10V25,10V31,	10V34,10V35;1 mr/hr;354 sq cm	fixed	

RAD WASTE SHIPPING INFO PPH BLDG 1134
11-25-85
09:01:27

Item	Bldg	Loc in Building	Item Description	Size	Wt Lbs	Vol Cu Ft	Matl of Const	Rad Tot uCi	Rad uCi/gm	Principle Isotopes
1	1134	Res Pit S at E	1-1/2" SS Pipe Fluidizing Sys	L-96;D-1.9	22	.16	Stainless St	1.2	1.3E-4	60 Co;55 Fe;137 Cs
2	1134	Res Pit S at E	2" SS Pipe Fluidizing sys	L-1488;D-2.375	453	3.8	Stainless St	2.5E1	1.2E-4	60 Co;55 Fe;137 Cs
3	1134	Res Pit S at E	4" SS Pipe Fluidizing Sys	L-180;D-4.5	162	1.7	Stainless St	5.9	8E-5	60 Co;55 Fe;137 Cs
4	1134	Res Handl Sys	1" SS Pipe	L-684;D-1.315	96	.5	Stainless St	6.5	1.5E-4	60 Co;55 Fe;137 Cs
5	1134	Res Handl Sys	1-1/4" SS Pipe	L-192;D-1.66	36	.24	Stainless St	2.3	1.4E-4	60 Co;55 Fe;137 Cs
6	1134	Res Pit S at E	Resin Pit Tank 321	L-204;W-96;H-48	2784.8	544	Stainless St	1.5E2	1.2E-4	60 Co;55 Fe;137 Cs
7	1134	Bur bet 1134&32	Pipe SCH 40	L-77';D-8"	2198	27	Steel 12" She	2.9E1	2.9E-5	60 Co;55 Fe;137 Cs
8	1134	Bur bet 1134&32	Pipe SCH 40	L-72';D-8"	2057	25	Steel 20" She	2.7E1	2.9E-5	60 Co;55 Fe;137 Cs
9	1134	Bur bet 1111&32	Pipe SCH 40	L-135';D-3"	1022	9	Steel 6" Shea	4.1E2	8.9E-4	60 Co;55 Fe;137 Cs
10	1134	See Notes	Pipe SCH 40	L-132';D-4"	1824	14.6	Wrght Ir Pipe	5.2E2	8E-4	60 Co;55 Fe;137 Cs
11	1134	See Notes	Pipe SCH 40	L-54';D-6"	1024	13	Wrght Ir Pipe	3.1E2	6.7E-4	60 Co;55 Fe;137 Cs
12	1134	See Notes	Pipe SCH 40	L-21';D-8"	600	8.5	Wrght Ir Pipe	1.5E2	5.8E-4	60 Co;55 Fe;137 Cs
13	1134	See Notes	Pipe Sch 40	L-16';D-2"	58	.5	SS 4" Pipe Sh	2.4E1	9.4E-4	60 Co;55 Fe;137 Cs
14	1134	Frm PPH to HPT	Cont. Air Frm PPH to HPT Buried	L-145';D-8"	4140	51	Carbon Steel	1E1	5.8E-6	60 Co;55 Fe;137 Cs
15	1134	Piping frm Rms	Contaminated Air Piping	L-86';D-8	2455	30	Carbon Steel	81	7.3E-5	60 Co;55 Fe;137 Cs
16	1134	Piping frm Rms	Contaminated Air Piping	L-21';D-6"	398.3	4.1	Carbon Steel	15	8.4E-5	60 Co;55 Fe;137 Cs
17	1134	Room 1	Vent Valve	3/4"	1.5	.022	Stainless St	.73	1.1E-3	60 Co;55 Fe;137 Cs
18	1134	Room 1	Gate Valve	1"	2.5	.035	Stainless St	1.2	1.0E-3	60 Co;55 Fe;137 Cs
19	1134	Room 1	Gate Valve	16"	1350	17.97	Stainless St	2008	3.3E-3	60 Co;55 Fe;137 Cs
20	1134	Room 1	Check Valve	16"	1350	12.57	Stainless St	1399	2.3E-3	60 Co;55 Fe;137 Cs
21	1134	Room 1	Gate Valve	18"	1815	17.97	Stainless St	2477	3.0E-3	60 Co;55 Fe;137 Cs
22	1134	Room 1	Gate Valve	1/2"	2	.008	Stainless St	.82	9.1E-4	60 Co;55 Fe;137 Cs
23	1134	Room 1	Gate Valve, 2 ea	1"	5	.07	Stainless St	4.2	1.8E-3	60 Co;55 Fe;137 Cs
24	1134	Room 2	Vent Valve	3/4"	1.5	.022	Stainless St	1.1	1.6E-3	60 Co;55 Fe;137 Cs
25	1134	Room 2	Gate Valve	1"	2.5	.035	Stainless St	1.8	1.6E-3	60 Co;55 Fe;137 Cs
26	1134	Room 2	Gate Valve	16"	1350	17.97	Stainless St	120.5	2.0E-4	60 Co;55 Fe;137 Cs
27	1134	Room 2	Check Valve	16"	1350	12.57	Stainless St	84	1.4E-4	60 Co;55 Fe;137 Cs
28	1134	Room 2	Gate Valve	18"	1815	17.97	Stainless St	470.5	5.7E-4	60 Co;55 Fe;137 Cs
29	1134	Room 2	Gate Valve	1/2"	2	.008	Stainless St	.38	4.1E-4	60 Co;55 Fe;137 Cs
30	1134	Room 2	Gate Valve, 2 ea	1"	5	.07	Stainless St	1.9	8.4E-4	60 Co;55 Fe;137 Cs
31	1134	Room 3	Vent Valve	3/4"	1.5	.022	Stainless St	.44	6.4E-4	60 Co;55 Fe;137 Cs
32	1134	Room 3	Gate Valve	1"	2.5	.035	Stainless St	.71	6.3E-4	60 Co;55 Fe;137 Cs
33	1134	Room 3	Gate Valve	16"	1350	17.97	Stainless St	16.1	2.6E-5	60 Co;55 Fe;137 Cs
34	1134	Room 3	Check Valve	16"	1350	12.57	Stainless St	11.2	1.8E-5	60 Co;55 Fe;137 Cs
35	1134	Room 3	Gate Valve	18"	1815	17.97	Stainless St	297.2	3.6E-4	60 Co;55 Fe;137 Cs
36	1134	Room 3	Gate Valve, 2 ea	1/2"	4	.016	Stainless St	.71	3.9E-4	60 Co;55 Fe;137 Cs
37	1134	Room 3	Gate Valve, 2 ea	1"	5	.07	Stainless St	1.8	7.9E-4	60 Co;55 Fe;137 Cs
38	1134	+7' Rms 1,2,3	Primary Pumps, 3 ea		10500	360	Stainless St	7E2	4.4E-4	60 Co;55 Fe;137 Cs
39	1134	-7'to 0' Rm 4	Pipe SCH 40; .687" Wall	L-17';D-24"	2910	54	Stainless St	536	4.1E-4	60 Co;55 Fe;137 Cs
40	1134	0' Room 4	25" SS Pipe	L-1116;D-24	15920	292	Stainless St	3.6E3	5E-4	60 Co;55 Fe;137 Cs
41	1134	0' Room 4	18" SS Pipe	L-1182;D-18	10322	174	Stainless St	1.9E3	4.1E-4	60 Co;55 Fe;137 Cs
42	1134	0' Room 4	16" SS Pipe	L-588;D-16	3087	68.4	Stainless St	5.1E2	3.7E-4	60 Co;55 Fe;137 Cs
43	1134	0' Room 4	8" SS Pipe	L-264;D-8.625	628	9	Stainless St	3.1E2	1.1E-3	60 Co;55 Fe;137 Cs
44	1134	0' Room 4	8" SS Pipe	L-576;D-8.625	1370	19.5	Stainless St	6.8E2	1E-3	60 Co;55 Fe;137 Cs
45	1134	Room 4	Vent Valve	3/4"	1.5	.022	Stainless St	10.9	1.6E-2	60 Co;55 Fe;137 Cs
46	1134	Room 4	Gate Valve, 2 ea	1"	5	.07	Stainless St	35.7	1.6E-2	60 Co;55 Fe;137 Cs
47	1134	Room 4	Gate Valve, 3 ea	4	318	3.09	Stainless St	41.6	2.9E-4	60 Co;55 Fe;137 Cs
48	1134	Room 4	Butterfly Valve, 2 ea	18"	640	4.6	Stainless St	277.4	9.6E-4	60 Co;55 Fe;137 Cs
49	1134	Room 4	Gate Valve	24"	3260	41.68	Stainless St	34.5	2.3E-5	60 Co;55 Fe;137 Cs
50	1134	Room 4	Gate Valve	1/2"	2	.008	Stainless St	.47	5.2E-4	60 Co;55 Fe;137 Cs
51	1134	Room 4	Gate Valve, 4 ea	1"	10	.14	Stainless St	4.8	1.0E-3	60 Co;55 Fe;137 Cs
52	1134	0' Room 4	Primary Heat Exchanger, 2 ea	H-252;D-36	7000	300	Stainless St	3.9E3	2.4E-4	60 Co;55 Fe;137 Cs
53	1134	0' Room 4	Primary Strainer	H-72;D-42	1800	60	Stainless St	2.1E3	2.6E-3	60 Co;55 Fe;137 Cs
54	1134	Room 5	Globe Valve, 5 ea	3/4"	12.5	.07	Stainless St	.16	2.8E-5	60 Co;55 Fe;137 Cs

RAD WASTE SHIPPING INFO PPH BLDG 1134
11-22-85
13:17:12

Item	Bldg	Loc in Building	Item Description	Notes	Notes Continued	Additional Notes	Final Notes
55	1134	Room 5	Gate Valve, 2 ea	1000 sys;10V19,10V21;1 mr/hr;	1041 sq cm fixed		
56	1134	Room 5	Check Valve, 2 ea	1000 sys; 10V67,10V71;1 mr/hr;	4334 sq cm fixed		
57	1134	Room 5	Gate Valve, 2 ea	1000 sys; 10V68,10V70;1 mr/hr;	4218 sq cm fixed		
58	1134	Room 5	Check Valve	1000 sys;10V37;1 mr/hr;338 sq	cm fixed		
59	1134	Room 5	Ball Valve	1000 sys;10V110; 1 mr/hr;428	sq cm fixed		
60	1134	Room 5	Globe Valve, 1 ea	1000 sys;10V28; 1 mr/hr; 1044	sq cm fixed		
61	1134	Room 5	Globe Valve, 2 ea	1000 sys; 10V32, 10V33;1 mr/hr	1414 sq cm fixed		
62	1134	Room 5	Globe Valve	1000 sys;10V26; 1 mr/hr;325	sq cm fixed		
63	1134	Room 5	Hose Valve, 6 ea	1000 sys;10V100,100V101,10V102	10V103,10V105,10V106;1 mr/hr;	132 sq cm fixed	
64	1134	Room 5	Globe Valve, 3 ea	1000 sys;10V27;10V29;10V35;	1 mr/hr;332 sq cm fixed		
65	1134	Room 5	Check Valve	1000 sys;10V18;1 mr/hr;456	sq cm fixed		
66	1134	Room 5	Globe Valve	1000 sys; 10V30; 1 mr/hr;5211	sq cm fixed		
67	1134	Room 5	Gate Valve, 10 ea	1000 sys;10V14,10V15,10V16,	10V20,10V22,10V40,10V43,10V66,	10V69,10V88;7 mr/hr;6153 sq	cm fixed
68	1134	Room 5	Check Valve	1000 sys;10V17; 1 mr/hr;4644	sq cm fixed		
69	1134	Room 5	Hose Valve	2000 sys; 20V85; 1 mr/hr; 132	sq cm fixed		
70	1134	Room 5	Globe Valve	2000 sys; 20V86; 1 mr/hr;354	sq cm fixed		
71	1134	Rm 5 Degas Eqpt	Steam Gen Water Level Control Tank	Fixed;3500 sq cm surface; 5	mr/hr		
72	1134	Rm 5 Degas Eqpt	Vacuum Degassifier	Fixed;186746.33 sq cm surface;	5 mr/hr		
73	1134	Rm 5 Degas Eqpt	Recombiner Tank	Fixed;27233.8 sq cm surface;	5 mr/hr		
74	1134	Rm 5 Degas Eqpt	Platform Structure	Fixed;815717.74 sq cm surface;	2 mr/hr		
75	1134	Rm 5 Degas Eqpt	Storage Tank	Fixed;55926.57 sq cm surface;	5 mr/hr		
76	1134	Rm 5 Degas Eqpt	Condenser Tank	Fixed;11125 sq cm surface;5	mr/hr		
77	1134	Rm 5 Degas Eqpt	Superheater	Fixed;3221.77 sq cm surface;	5 mr/hr		
78	1134	Rm 5 Degas Eqpt	Liquid Level Tank	Fixed;2735.90 sq cm surface;	2 mr/hr		
79	1134	Rm 5 Degas Eqpt	Misol Pumps,Compressors,Piping, etc	Fixed;273590.5 sq cm surface;	5 mr/hr		
80	1134	0' Room 5	10-P-04 Pump	Fixed;12538.8 sq cm;50 mr/hr			
81	1134	0' Room 5	10-P-05 Pump	Fixed;12538.8 sq cm;50 mr/hr			
82	1134	0' Room 6	4" SS Pipe	Fixed;171820.38 sq cm;45 mr/hr	157' includes 40' buried in	concrete walls;1000 sys	
83	1134	0' Room 6	3" SS Pipe	Fixed;116585.83 sq cm;45 mr/hr	137' includes 12' buried in	concrete walls;1000 sys	
84	1134	0' Room 6	1" SS Pipe	Fixed;5752.55 sq cm;45 mr/hr;	exposed;1000 sys		
85	1134	Room 6	Gate Valve, 2 ea	1000 sys;10V80,10V78;5 mr/hr;	660 sq cm fixed		
86	1134	Room 6	Globe Valve	1000 sys;10V46;5 mr/hr;1419	sq cm fixed		
87	1134	Room 6	Check Valve	1000 sys;10V45;5 mr/hr;774 sq	cm fixed		
88	1134	Room 6	Gate Valve, 10 ea	1000 sys;10V02,10V03,10V73,	10V75,10V77,10V79,10V81,10V82,	10V85,10V86;300 mr/hr;4218 sq	cm fixed
89	1134	Room 6	Globe Valve, 2 ea	1000 sys;10V74,10V76;15 mr/hr;	5211 sq cm fixed		
90	1134	Room 6	Gate Valve, 6 ea	1000 sys;10V41,10V42,10V44,	10V47,10V72,10V89;25 mr/hr;	6153 sq cm fixed	
91	1134	Room 6	Check Valve	1000 sys;10V39;15 mr/hr;4644	sq cm fixed		
92	1134	Room 6	Gate Valve	2000 sys;20V84;5 mr/hr;660 sq	cm fixed		
93	1134	0' Room 6	Filter Unit	Fixed;20790.10 sq cm;45 mr/hr			
94	1134	0' Room 6	Mixed Bed Deionizer	Fixed;99573.94 sq cm; 45 mr/hr			
95	1134	0' Room 6	Auxiliary Deionizer	Fixed;99573.94 sq cm;4 mr/hr			
96	1134	Room 6	Heat Exchanger	Fixed;33920.73 sq cm;100 mr/hr			
97	1134	Room 7	Pipe SCH 40	1847 sq cm;-15' lvl;2000 sys;	200 ur/hr		
98	1134	Room 7	Pipe SCH 40	3404 sq cm;-15' Lvl;2000 sys;	200 ur/hr		
99	1134	Room 7	Pipe SCH 40	155404 sq cm; -15' lvl;2000	sys;200 ur/hr		
100	1134	Room 8	Pipe SCH 40	1259859 sq cm; 2000 sys; 2 mr			
101	1134	Room 8	Pipe SCH 40	Exposed;33594 sq cm;2000 sys;	2 mr/hr		
102	1134	Room 8	Pipe SCH 40	4378 sq cm;2000 sys;30 mr/hr			
103	1134	Room 8	Gate Valve	2000 sys;20V92;5 mr/hr;6153	sq cm fixed		
104	1134	Room 8	Check Valve	2000 sys;20V93;5 mr/hr;4644 sq	cm fixed		
105	1134	Room 8	Gate Valve	2000 sys;20V94;5 mr/hr;9007 sq	cm fixed		
106	1134	Room 8	Check Valve	2000 sys;20V95;5 mr/hr;6862 sq	cm fixed		
107	1134	0' Room 8	Hot Sump 1/2 Wall	220046 sq cm (238 sq ft);	encased in concrete;30 mr/hr;	fixed	
108	1134	Rm 8 0' Level	Demming Pump;20-P-05	43189 sq cm;30 mr/hr;fixed			

RAD WASTE SHIPPING INFO PPH BLDG 1134
11-25-85
09:01:27

Item	Bldg	Loc in Building	Item Description	Size	Wt Lbs	Vol Cu Ft	Matl of Const	Rad Tot uCi	Rad uCi/gm	Principle Isotopes
55	1134	Room 5	Gate Valve, 2 ea	2"	20	.12	Stainless St	.19	2.1E-5	60 Co;55 Fe;137 Cs
56	1134	Room 5	Check Valve, 2 ea	3"	70	1.32	Stainless St	.78	2.5E-5	60 Co;55 Fe;137 Cs
57	1134	Room 5	Gate Valve, 2 ea	3"	82	1.24	Stainless St	.76	2.0E-5	60 Co;55 Fe;137 Cs
58	1134	Room 5	Check Valve	3/4"	2"	.008	Stainless St	.03	3.4E-5	60 Co;55 Fe;137 Cs
59	1134	Room 5	Ball Valve	1"	2.5	.014	Stainless St	.04	3.4E-5	60 Co;55 Fe;137 Cs
60	1134	Room 5	Globe Valve, 1 ea	1-1/2"	7	.07	Stainless St	.09	3.0E-5	60 Co;55 Fe;137 Cs
61	1134	Room 5	Globe Valve, 2 ea	2"	20	.22	Stainless St	.25	2.8E-5	60 Co;55 Fe;137 Cs
62	1134	Room 5	Globe Valve	1/4"	1	.012	Stainless St	2.7E-2	5.9E-5	60 Co;55 Fe;137 Cs
63	1134	Room 5	Hoke Valve, 6 ea	1/2"	12	.024	Stainless St	9E-3	1.6E-6	60 Co;55 Fe;137 Cs
64	1134	Room 5	Globe Valve, 3 ea	1/2"	6	.039	Stainless St	2.7E-2	9.9E-6	60 Co;55 Fe;137 Cs
65	1134	Room 5	Check Valve	1-1/4"	3	.029	Stainless St	3.6E-2	2.6E-5	60 Co;55 Fe;137 Cs
66	1134	Room 5	Globe Valve	3"	40	.8	Stainless St	4.6E-1	2.5E-5	60 Co;55 Fe;137 Cs
67	1134	Room 5	Gate Valve, 10 ea	4"	1060	10.3	Stainless St	3.8	8E-6	60 Co;55 Fe;137 Cs
68	1134	Room 5	Check Valve	4"	117	.75	Stainless St	4.1E-1	7.8E-6	60 Co;55 Fe;137 Cs
69	1134	Room 5	Hoke Valve	1/2"	2	.004	Stainless St	9E-3	9.9E-6	60 Co;55 Fe;137 Cs
70	1134	Room 5	Globe Valve	3/4"	2.5	.014	Stainless St	2.7E-2	2.3E-5	60 Co;55 Fe;137 Cs
71	1134	Rm 5 Degas Eqpt	Steam Gen Water Level Control Tank	L-18;D-8-5/8	60	1	SS 1/8" Wall	1.5	5.7E-5	60 Co;55 Fe;137 Cs
72	1134	Rm 5 Degas Eqpt	Vacuum Degassifier	L-168;D-48	4142	180	SS 1/2" Wall	84	4.4E-5	60 Co;55 Fe;137 Cs
73	1134	Rm 5 Degas Eqpt	Recombiner Tank	L-34;D-28	910.72	13	SS 3/4" Wall	12	2.9E-5	60 Co;55 Fe;137 Cs
74	1134	Rm 5 Degas Eqpt	Platform Structure		1879	85	Plate Steel	1.4E2	1.7E-4	60 Co;55 Fe;137 Cs
75	1134	Rm 5 Degas Eqpt	Storage Tank	L-57";D-48	1870	60	Stl 3/4" Wall	25	2.9E-5	60 Co;55 Fe;137 Cs
76	1134	Rm 5 Degas Eqpt	Condenser Tank	L-123";D-26	1801	40	SS 3/16" Wall	5	6.1E-6	60 Co;55 Fe;137 Cs
77	1134	Rm 5 Degas Eqpt	Superheater	L-24;D-6	107.46	1	SS 1/4" Wall	1.4	2.9E-5	60 Co;55 Fe;137 Cs
78	1134	Rm 5 Degas Eqpt	Liquid Level Tank	L-29;D-4	32.97	.5	SS 10 Gage	4.9E-1	3.2E-5	60 Co;55 Fe;137 Cs
79	1134	Rm 5 Degas Eqpt	Misol Pumps,Compressors,Piping, etc		2000	60	SS Carb Stl	1.2E2	1.3E-4	60 Co;55 Fe;137 Cs
80	1134	0' Room 5	10-P-04 Pump		250	4	Stainless St	56	4.9E-4	60 Co;55 Fe;137 Cs
81	1134	0' Room 5	10-P-05 Pump		250	4	Stainless St	56	4.9E-4	60 Co;55 Fe;137 Cs
82	1134	0' Room 6	4" SS Pipe	L-1884;D-4.5	1695	17.3	Stainless St	6.9E2	9E-4	60 Co;55 Fe;137 Cs
83	1134	0' Room 6	3" SS Pipe	L-1644;D-35	1037	9.2	Stainless St	4.7E2	1E-3	60 Co;55 Fe;137 Cs
84	1134	0' Room 6	1" SS Pipe	L-216;D-1.315	30	.2	Stainless St	2.8E1	2E-3	60 Co;55 Fe;137 Cs
85	1134	Room 6	Gate Valve, 2 ea	1"	5	.07	Stainless St	2.7E-1	1.1E-4	60 Co;55 Fe;137 Cs
86	1134	Room 6	Globe Valve	1"	3.5	.011	Stainless St	6.3E-1	3.9E-4	60 Co;55 Fe;137 Cs
87	1134	Room 6	Check Valve	2"	11	.05	Stainless St	3.1E-1	6.3E-5	60 Co;55 Fe;137 Cs
88	1134	Room 6	Gate Valve, 10 ea	3"	410	6.2	Stainless St	1.1E2	6.1E-4	60 Co;55 Fe;137 Cs
89	1134	Room 6	Globe Valve, 2 ea	3"	80	1.6	Stainless St	7	1.9E-4	60 Co;55 Fe;137 Cs
90	1134	Room 6	Gate Valve, 6 ea	4"	636	6.18	Stainless St	1.3E1	4.7E-5	60 Co;55 Fe;137 Cs
91	1134	Room 6	Check Valve	4"	117	.75	Stainless St	6.2	1.1E-4	60 Co;55 Fe;137 Cs
92	1134	Room 6	Gate Valve	1"	2.5	.035	Stainless St	2.7E-1	2.3E-4	60 Co;55 Fe;137 Cs
93	1134	0' Room 6	Filter Unit	H-48;D-18	425	7.5	Stainless St	84	4.3E-4	60 Co;55 Fe;137 Cs
94	1134	0' Room 6	Mixed Bed Deionizer	H-96;D-42	700	77	Stainless St	4.0E2	1.3E-3	60 Co;55 Fe;137 Cs
95	1134	0' Room 6	Auxiliary Deionizer	H-96;D-42	650	77	Stainless St	35	1.2E-4	60 Co;55 Fe;137 Cs
96	1134	Room 6	Heat Exchanger	H-84";D-18"	750	12	Stainless St	300	8.9E-4	60 Co;55 Fe;137 Cs
97	1134	Room 7	Pipe SCH 40	L-4';D-1-1/2"	11	.08	Steel	3.2E-2	6.5E-6	60 Co;55 Fe;137 Cs
98	1134	Room 7	Pipe SCH 40	L-4';D-3"	30	.3	Steel	6.1E-2	4.5E-6	60 Co;55 Fe;137 Cs
99	1134	Room 7	Pipe SCH 40	L-142';D-4"	1532	15.7	Wrght Ir Pipe	2.8	4E-6	60 Co;55 Fe;137 Cs
100	1134	Room 8	Pipe SCH 40	L-6';D-8"	171	2.4	Steel	2.2E2	2.9E-3	60 Co;55 Fe;137 Cs
101	1134	Room 8	Pipe SCH 40	L-16';D-8"	457	6.5	Steel	6	2.9E-5	60 Co;55 Fe;137 Cs
102	1134	Room 8	Pipe SCH 40	L-4';D-4"	43	.4	SS 6" Sheath	1.1E1	5.9E-4	60 Co;55 Fe;137 Cs
103	1134	Room 8	Gate Valve	4"	106	1.03	Stainless St	2.7	5.7E-5	60 Co;55 Fe;137 Cs
104	1134	Room 8	Check Valve	4"	117	.75	Stainless St	2	3.9E-5	60 Co;55 Fe;137 Cs
105	1134	Room 8	Gate Valve	6"	178	1.79	Stainless St	4	5E-5	60 Co;55 Fe;137 Cs
106	1134	Room 8	Check Valve	6"	179	1.4	Stainless St	3	3.7E-5	60 Co;55 Fe;137 Cs
107	1134	0' Room 8	Hot Sump 1/2 Wall	H-7'8";D7'10"	4896	370	Carbon Steel	5.9E2	2.6E-4	60 Co;55 Fe;137 Cs
108	113[illegible]	[illegible] 0' Level	Demming Pump;20-P-05	L-18;L-18;H-84	500	[illegible]	Cast Iron	1.1E2	5.1E-4	60 Co;90 Sr;137 Cs

RAD WASTE SHIPPING INFO PPH BLDG 1134
11-22-85
13:17:12

Item	Bldg Loc in Building	Item Description	Notes	Notes Continued	Additional Notes	Final Notes
109	1134 Room 8	Demming Pump;20-P-06	59443 sq cm;30 mr/hr;fixed			

FD235 Number of Records Read: 109
FD236 Number of Records Selected: 109

RAD WASTE SHIPPING INFO PPH BLDG 1134
11-25-85
09:01:27

Item	Bldg Loc in Building	Item Description	Size	Wt Lbs	Vol Cu Ft	Matl of Const	Rad Tot uCi	Rad uCi/gm	Principle Isotopes
109	1134 Room 8	Demming Pump;20-P-06	L-24;W-24;H-84	600	28	Cast Iron	1.6E2	5.8E-4	60 Co;90 Sr;137 Cs

PD235 Number of Records Read: 109
PD236 Number of Records Selected: 109

RAD WASTE SHIPPING INFO ROLB BLDG 1141
10-17-85
00:26:54

Item	Bldg	Loc in Building	Item Description	Rad Tot uCi	Rad uCi/gm	Principle Isotopes
1	1141	All Levels	Pipe SCH 40	10	1E-6	60 Co;55 Fe
2	1141	Pipe Chase; All	Pipe SCH 40	46	6.7E-7	60 Co;55 Fe
3	1141	All Levels	Pipe SCH 40	38	5.5E-7	60 Co;55 Fe
4	1141	2nd Level	Pipe SCH 40	23	8.9E-7	60 Co;55 Fe
5	1141	2nd Level	Pipe SCH 40	9.9E-2	1.3E-6	60 Co;55 Fe
6	1141	Rm. 214	Filter Unit	8.2E-3	2.4E-7	60 Co;55 Fe
7	1141	Rm. 207	Gas Cylinders	18.4E-3	2E-5	60 Co;55 Fe
8	1141	Rm. 207	Bench Top	4.3E-2	2.4E-6	60 Co;55 Fe
9	1141	Basement	Pipe SCH 40	78	8.9E-7	60 Co;55 Fe
10	1141	Basement	Pipe SCH 40	54	6.2E-7	60 Co;55 Fe
11	1141	ROLB Basement	Cont. Air Return-16" Exper. Air Ln	2	1.1E-6	60 Co;55 Fe
12	1141	Rm. 11	Gate Valve	.02	9.4E-6	60 Co;55 Fe
13	1141	Rm. 11	Check Valve	.05	2.2E-5	60 Co;55 Fe
14	1141	Rm. 11	Gate Valve, 4 ea	1.52	8.4E-5	60 Co;55 Fe
15	1141	Rm. 11	Check Valve, 4 ea	1.12	5.6E-5	60 Co;55 Fe
16	1141	Rm. 11	Glove Valve, 2 ea	.50	5.6E-5	60 Co;55 Fe
17	1141	Sump Rm. #11	Hot Sump Liner 1/2" Wall	53	8.9E-6	60 Co;55 Fe
18	1141	Sump Rm. #11	Cold-Hot Sump Liner 1/2" Wall	3.7E-2	6.2E-8	60 Co;55 Fe
19	1141	Rm. 209 East Wl	Lab Hood 4-E	1.4E-1	6.2E-7	60 Co;55 Fe
20	1141	Rm. 209 East Wl	Filter Housing R-3	1.3E-2	1.8E-7	60 Co;55 Fe
21	1141	Rm. 209 East Wl	Base Unit 4-E	3.7	3.1E-5	60 Co;55 Fe
22	1141	Rm. 209 East Wl	Lab Hood 5-E	7E-2	3.1E-7	60 Co;55 Fe
23	1141	Rm. 209 East Wl	Filter Housing 5-E	1.3E-2	1.8E-7	60 Co;55 Fe
24	1141	Rm. 209 East Wl	Base Unit 5-E	2.8E-2	3.1E-7	60 Co;55 Fe
25	1141	Rm. 213	Lab Hood	3.5E-2	1.5E-7	60 Co;55 Fe
26	1141	Rm. 213	Filter Housing	1.1E-2	1.5E-7	60 Co;55 Fe
27	1141	Rm. 209 East Wl	Lab Hood 3-E	2.9	1.1E-5	60 Co;55 Fe
28	1141	Rm. 209 East Wl	Filter Housing 3-E	7.8E-2	1E-6	60 Co;55 Fe
29	1141	Rm. 209 East Wl	Base Unit 3-E	2.1E-2	2.3E-7	60 Co;55 Fe
30	1141	Rm. 209 East Wl	Lab Hood 2-E	1E-1	4.6E-7	60 Co;55 Fe
31	1141	Rm. 209 East Wl	Filter Housing 2-E	1.1E-1	1.5E-6	60 Co;55 Fe
32	1141	Rm. 209 East Wl	Base Unit 2-E	1.8E-1	1.5E-6	60 Co;55 Fe
33	1141	Rm. 209 East Wl	Lab Hood 1-E	7E-2	3.1E-7	60 Co;55 Fe
34	1141	Rm. 209 East Wl	Filter Housing 1-E	2.2E-2	3.1E-7	60 Co;55 Fe
35	1141	Rm. 209 West Wl	Lab Hood 7-W	2.1	9.3E-5	60 Co;55 Fe
36	1141	Rm. 209 West Wl	Filter Housing 7-W	3.3E-2	4.7E-7	60 Co;55 Fe
37	1141	Rm. 209 West Wl	Lab Hood 6-W	1E-1	4.7E-7	60 Co;55 Fe
38	1141	Rm. 209 West Wl	Filter Unit 6-W	2.2E-2	3.1E-7	60 Co;55 Fe
39	1141	Rm. 209 West Wl	Base Unit 6-W	1.8	1.5E-6	60 Co;55 Fe
40	1141	Rm. 210 East Wl	Lab Hood 1-E	7E-2	3.1E-7	60 Co;55 Fe
41	1141	Rm. 210 East Wl	Filter Unit 1-E	1.1E-1	1.5E-6	60 Co;55 Fe
42	1141	Rm. 210 East Wl	Lab Hood 2-E	7E-2	3.1E-7	60 Co;55 Fe
43	1141	Rm. 210 East Wl	Filter Housing 2-E	1.3E-2	1.8E-7	60 Co;55 Fe
44	1141	Rm. 210 West Wl	Lab Hood 5-W	1.2E-1	4.7E-7	60 Co;55 Fe
45	1141	Rm. 210 West Wl	Filter Housing 5-W	2.2E-2	3.1E-7	60 Co;55 Fe
46	1141	Rm. 210 West Wl	Lab Hood 6-W	2.4E-1	9E-8	60 Co;55 Fe
47	1141	Rm. 210 West Wl	Filter Housing 6-W	6.2E-2	8.7E-7	60 Co;55 Fe
48	1141	Rm. 210 West Wl	Lab Hood 3-W	2.3E-2	7.7E-8	60 Co;55 Fe
49	1141	Rm. 210 West Wl	Filter Housing 3-W	6.7E-2	9.4E-7	60 Co;55 Fe
50	1141	Rm. 210 West Wl	Lab Hood 4-W	7.4E-2	2.4E-7	60 Co;55 Fe
51	1141	Rm. 210 West Wl	Filter Housing 4-W	2.2E-1	3.1E-6	60 Co;55 Fe
52	1141	Bsmt Hot Sump	Yeoman Pump;20-P-10;20-P-11	3	4.4E-5	60 Co;90 Sr;137 Cs
53	1141	Bsmt Hot/Cold S	Yeoman Pumps;20-P-12;20-P-13	2E-2	3E-7	60 Co;90 Sr;137 Cs

RAD WASTE SHIPPING INFO ROLB BLDG 1141
10-17-85
00:23:33

Item	Bldg	Loc in Building	Item Description	Size	Wt Lbs	Vol Cu Ft	Matl of Const
1	1141	All Levels	Pipe SCH 40	L-84';D-1-1/2"	228	1.03	Carbon Steel
2	1141	Pipe Chase; All	Pipe SCH 40	L-200';D-3"	1514	9.8	Carbon Steel
3	1141	All Levels	Pipe SCH 40	L-200';D-3"	1514	9.8	Carbon Steel
4	1141	2nd Level	Pipe SCH 40	L-75';D-3"	568	3.7	Cast Iron
5	1141	2nd Level	Pipe SCH 40	L-60';D-1-1/2"	163	.7	Carbon Steel
6	1141	Rm. 214	Filter Unit	L-8;W-8;H-9	75	1	Aluminum Wood
7	1141	Rm. 207	Gas Cylinders	L-8";D-1-1/2"	4	.2	Stainless St
8	1141	Rm. 207	Bench Top	L-72;W-18;H-1-1/2	40	1.1	Wood
9	1141	Basement	Pipe SCH 40	L-255';D-3"	1930	12.5	Carbon Steel
10	1141	Basement	Pipe SCH 40	L-255';D-3"	1930	12.5	Carbon Steel
11	1141	ROLB Basement	Cont. Air Return-16" Exper. Air Ln	134';D-8"	3825.7	47	Carb St Pipe
12	1141	Rm. 11	Gate Valve	1-1/2"	5-1/2	.066	Stainless St
13	1141	Rm. 11	Check Valve	1-1/2"	5	.029	Stainless St
14	1141	Rm. 11	Gate Valve, 4 ea	2"	40	.24	Stainless St
15	1141	Rm. 11	Check Valve, 4 ea	2"	44	.2	Stainless St
16	1141	Rm. 11	Glove Valve, 2 ea	2"	20	.23	Stainless St
17	1141	Sump Rm. #11	Hot Sump Liner 1/2" Wall	H-48";D-42"	1307	49	Carbon Steel
18	1141	Sump Rm. #11	Cold-Hot Sump Liner 1/2" Wall	H-48";D-42"	1307	49	Carbon Steel
19	1141	Rm. 209 East Wl	Lab Hood 4-E	L-48;W-37;H-50	493	51	Carb Stl SS
20	1141	Rm. 209 East Wl	Filter Housing R-3	L-26;W-26;H-22	157	8.6	Carbon Steel
21	1141	Rm. 209 East Wl	Base Unit 4-E	L-35;W-22;H-35	263	15.5	Carbon Steel
22	1141	Rm. 209 East Wl	Lab Hood 5-E	L-48;W-37;H-50	493	51	Carb Stl SS
23	1141	Rm. 209 East Wl	Filter Housing 5-E	L-26;W-26;H-22	157	8.6	Carbon Steel
24	1141	Rm. 209 East Wl	Base Unit 5-E	L-30;W-22;H-35	202	13.3	Carbon Steel
25	1141	Rm. 213	Lab Hood	L-48;W-37;H-50	493	51	Carb Stl SS
26	1141	Rm. 213	Filter Housing	L-26;W-26;H-22	157	8.6	Carbon Steel
27	1141	Rm. 209 East Wl	Lab Hood 3-E	L-60;W-37;H-50	578	64	Carb Stl SS
28	1141	Rm. 209 East Wl	Filter Housing 3-E	L-26;W-26;H-22	157	8.6	Carbon Steel
29	1141	Rm. 209 East Wl	Base Unit 3-E	L-30;W-22;H-35	202	13.3	Carbon Steel
30	1141	Rm. 209 East Wl	Lab Hood 2-E	L-48;W-37;H-50	493	51	Carb Stl SS
31	1141	Rm. 209 East Wl	Filter Housing 2-E	L-26;W-26;H-22	157	8.6	Carbon Steel
32	1141	Rm. 209 East Wl	Base Unit 2-E	L-35;W-22;H-35	263	15.5	Carbon Steel
33	1141	Rm. 209 East Wl	Lab Hood 1-E	L-48;W-37;H-50	493	51	Carb Stl SS
34	1141	Rm. 209 East Wl	Filter Housing 1-E	L-26;W-26;H-22	157	8.6	Carbon Steel
35	1141	Rm. 209 West Wl	Lab Hood 7-W	L-48;W-37;H-50	493	51	Carb Stl SS
36	1141	Rm. 209 West Wl	Filter Housing 7-W	L-26;W-26;H-22	157	8.6	Carbon Steel
37	1141	Rm. 209 West Wl	Lab Hood 6-W	L-48;W-37;H-50	493	51	Carb Stl SS
38	1141	Rm. 209 West Wl	Filter Unit 6-W	L-26;W-26;H-22	157	8.6	Carbon Steel
39	1141	Rm. 209 West Wl	Base Unit 6-W	L-35;W-22;H-35	263	15.5	Carbon Steel
40	1141	Rm. 210 East Wl	Lab Hood 1-E	L-48;W-37;H-50	493	51	Carb Stl SS
41	1141	Rm. 210 East Wl	Filter Unit 1-E	L-26;W-26;H-22	157	8.6	Carbon Steel
42	1141	Rm. 210 East Wl	Lab Hood 2-E	L-48;W-37;H-50	493	51	Carb Stl SS
43	1141	Rm. 210 East Wl	Filter Housing 2-E	L-26;W-26;H-22	157	8.6	Carbon Steel
44	1141	Rm. 210 West Wl	Lab Hood 5-W	L-60;W-37;H-50	578	64	Carb Stl SS
45	1141	Rm. 210 West Wl	Filter Housing 5-W	L-26;W-26;H-22	157	8.6	Carbon Steel
46	1141	Rm. 210 West Wl	Lab Hood 6-W	L-60;W-37;H-50	5978	64	Carb St SS Ld
47	1141	Rm. 210 West Wl	Filter Housing 6-W	L-26;W-26;H-22	157	8.6	Carbon Steel
48	1141	Rm. 210 West Wl	Lab Hood 3-W	L-72;W-37;H-50	664	77	Carb Stl SS
49	1141	Rm. 210 West Wl	Filter Housing 3-W	L-26;W-26;H-22	157	8.6	Carbon Steel
50	1141	Rm. 210 West Wl	Lab Hood 4-W	L-72;W-37;H-50	664	77	Carb Stl SS
51	1141	Rm. 210 West Wl	Filter Housing 4-W	L-26;W-26;H-22	157	8.6	Carbon Steel
52	1141	Bsmt Hot Sump	Yeoman Pump;20-P-10;20-P-11	L-12;W-12;H-48	300	8	Cast Iron
53	1141	Bsmt Hot/Cold S	Yeoman Pumps;20-P-12;20-P-13	L-12;W-12;H-48	300	8	Cast Iron

RAD WASTE SHIPPING INFO ROLB BLDG 1141
10-17-85
00:31:53

Item	Notes	Notes Continued	Additional Notes	Final Notes
1	Steel Pipe to Drains & Stack;	38785 sq cm; 30 ur; 2000 sys		
2	Risers from Bsmt. to Roof lvl;	170198 sq cm; 30 ur; 2000 sys		
3	Hot-Cold Sys from Bsmt to Roof	170198 sq cm; 25 ur, 2000 sys		
4	Floor Drains; 63824 sq cm; 40	ur; 2000 sys		
5	From Lab Sinks to Drains;	27703 sq cm; 40 ur; 2000 sys		
6	Loose; 34 ur; 2683 sq cm surf.	10000 d/m		
7	Loose; 300 ur; 346.28 sq cm	surface; 2 ea cylinders	3000 d/m	
8	Loose; 580 d/m alpha; 32 d/m	beta transferable;16718.4 sq	cm	
9	Exposed; hot drain; 217003 sq	cm; 40 ur; 2000 sys		
10	Hot-Cold drain system; 28 ur;	217002 sq cm; 2000 sys		
11	Fixed; 2813447.45 sq cm surf.;	8 ur; 3300 sys		
12	2000 sys; 20V99 Bsmt.; 1000	ur/hr; 261 sq cm fixed		
13	2000 sys; 20V98 Bsmt; 1000 ur/	hr;551 sq cm fixed		
14	2000 sys;20V22, 20V24, 20V26,	20V28 Bsmt; 1000 ur/hr; 1041	sq cm fixed	
15	2000 sys; 20V23, 20V25, 20V27,	20V29 Bsmt; 1000 ur/hr; 774 sq	cm fixed	
16	2000 sys; 20V30, 20V31 Bsmt;	1000 ur/hr; 1414 sq cm fixed		
17	Ref. Print PF00667;out up 2.2	cu ft.;58735 sq cm (63 sq ft);	encased in conc; 1 mr; 2000	sys
18	2.2 cu. ft. out up;encased in	conc; 58735 sq cm (63 sq ft);	7 ur; 2000 sys; Ref. Print	PF00667
19	Fixed; 77735 sq cm; 20 ur/hr			
20	Fixed; 24819 sq cm; 6 ur/hr			
21	Fixed; 41538 sq cm; 20000 d/m			
22	Fixed; 77735 sq cm; 10 ur/hr			
23	Fixed; 24819 sq cm ; 6 ur/hr			
24	Fixed; 31992 sq cm; 10 ur/hr			
25	Fixed; 77735 sq cm; 5 ur/hr			
26	Fixed; 24819 sq cm; 5 ur/hr			
27	Fixed; 91203 sq cm; 360 ur/hr			
28	Fixed; 24819 sq cm; 35 ur/hr			
29	Fixed; 31992 sq cm; 152 d/m			
30	Fixed; 77735 sq cm; 15 ur/hr			
31	Fixed; 24819 sq cm; 100 c/m			
32	Fixed; 41538 sq cm; 100 c/m			
33	Fixed; 77735 sq cm; 10 ur/hr			
34	Fixed; 24819 sq cm; 10 ur/hr			
35	Fixed; 77735 sq cm; 300 ur			
36	Fixed; 24819 sq cm; 15 ur/hr			
37	Fixed; 77735 sq cm; 15 ur/hr			
38	Fixed; 24819 sq cm; 10 ur			
39	Fixed; 41538 sq cm; 10000 d/m			
40	Fixed; 77735 sq cm; 10 ur/hr			
41	Fixed; 24819 sq cm; 100 c/m			
42	Fixed; 77735 sq cm; 10 ur/hr			
43	Fixed; 24819 sq cm; 6 ur/hr			
44	Fixed; 91203 sq cm; 15 ur/hr			
45	Fixed; 24819 sq cm; 10 ur/hr			
46	Fixed; Lab Hd. Wt. 578#;Lead	Shield 5400#; 91203 sq cm; 30	ur/hr	
47	Fixed; 24819 sq cm; 28 ur/hr			
48	Fixed; 104670 sq cm; 25 ur/hr			
49	Fixed; 24819 sq cm; 30 ur/hr			
50	Fixed; 104670 sq cm; 80 ur/hr			
51	Fixed; 24819 sq cm; 100 ur/hr			
52	16718 sq cm;1 mr/hr			
53	16718 sq cm;7 ur/hr			

RAD WASTE SHIPPING INFO ROLB BLDG 1141
11-22-85
13:09:57

Item	Bldg	Loc in Building	Item Description	Notes	Notes Continued	Additional Notes	Final Notes
1	1141	All Levels	Pipe SCH 40	Steel Pipe to Drains & Stack;	38785 sq cm; 30 ur; 2000 sys		
2	1141	Pipe Chase; All	Pipe SCH 40	Risers from Bsmt. to Roof lvl;	170198 sq cm; 30 ur; 2000 sys		
3	1141	All Levels	Pipe SCH 40	Hot-Cold Sys from Bsmt to Roof	170198 sq cm; 25 ur, 2000 sys		
4	1141	2nd Level	Pipe SCH 40	Floor Drains; 63824 sq cm; 40	ur; 2000 sys		
5	1141	2nd Level	Pipe SCH 40	From Lab Sinks to Drains;	27703 sq cm; 40 ur; 2000 sys		
6	1141	Rm. 214	Filter Unit	Loose; 34 ur; 2683 sq cm surf.	10000 d/m		
7	1141	Rm. 207	Gas Cylinders	Loose; 300 ur; 346.28 sq cm	surface; 2 ea cylinders	3000 d/m	
8	1141	Rm. 207	Bench Top	Loose; 580 d/m alpha; 32 d/m	beta transferable;16718.4 sq	cm	
9	1141	Basement	Pipe SCH 40	Exposed; hot drain; 217003 sq	cm; 40 ur; 2000 sys		
10	1141	Basement	Pipe SCH 40	Hot-Cold drain system; 28 ur;	217002 sq cm; 2000 sys		
11	1141	ROLB Basement	Cont. Air Return-16" Exper. Air Ln	Fixed; 2813447.45 sq cm surf.;	8 ur; 3300 sys		
12	1141	Rm. 11	Gate Valve	2000 sys; 20V99 Bsmt.; 1000	ur/hr; 261 sq cm fixed		
13	1141	Rm. 11	Check Valve	2000 sys; 20V98 Bsmt; 1000 ur/	hr;551 sq cm fixed		
14	1141	Rm. 11	Gate Valve, 4 ea	2000 sys;20V22, 20V24, 20V26,	20V28 Bsmt; 1000 ur/hr; 1041	sq cm fixed	
15	1141	Rm. 11	Check Valve, 4 ea	2000 sys; 20V23, 20V25, 20V27,	20V29 Bsmt; 1000 ur/hr; 774 sq	cm fixed	
16	1141	Rm. 11	Glove Valve, 2 ea	2000 sys; 20V30, 20V31 Bsmt;	1000 ur/hr; 1414 sq cm fixed		
17	1141	Sump Rm. #11	Hot Sump Liner 1/2" Wall	Ref. Print PF00667;cut up 2.2	cu ft.;58735 sq cm (63 sq ft);	encased in conc; 1 mr; 2000	sys;fixed
18	1141	Sump Rm. #11	Cold-Hot Sump Liner 1/2" Wall	2.2 cu. ft. cut up;encased in	conc; 58735 sq cm (63 sq ft);	7 ur; 2000 sys; Ref. Print	PF00667;fixed
19	1141	Rm. 209 East Wl	Lab Hood 4-E	Fixed; 77735 sq cm; 20 ur/hr			
20	1141	Rm. 209 East Wl	Filter Housing R-3	Fixed; 24819 sq cm; 6 ur/hr			
21	1141	Rm. 209 East Wl	Base Unit 4-E	Fixed; 41538 sq cm; 20000 d/m			
22	1141	Rm. 209 East Wl	Lab Hood 5-E	Fixed; 77735 sq cm; 10 ur/hr			
23	1141	Rm. 209 East Wl	Filter Housing 5-E	Fixed; 24819 sq cm ; 6 ur/hr			
24	1141	Rm. 209 East Wl	Base Unit 5-E	Fixed; 31992 sq cm; 10 ur/hr			
25	1141	Rm. 213	Lab Hood	Fixed; 77735 sq cm; 5 ur/hr			
26	1141	Rm. 213	Filter Housing	Fixed; 24819 sq cm; 5 ur/hr			
27	1141	Rm. 209 East Wl	Lab Hood 3-E	Fixed; 91203 sq cm; 360 ur/hr			
28	1141	Rm. 209 East Wl	Filter Housing 3-E	Fixed; 24819 sq cm; 35 ur/hr			
29	1141	Rm. 209 East Wl	Base Unit 3-E	Fixed; 31992 sq cm; 152 d/m			
30	1141	Rm. 209 East Wl	Lab Hood 2-E	Fixed; 77735 sq cm; 15 ur/hr			
31	1141	Rm. 209 East Wl	Filter Housing 2-E	Fixed; 24819 sq cm; 100 c/m			
32	1141	Rm. 209 East Wl	Base Unit 2-E	Fixed; 41538 sq cm; 100 c/m			
33	1141	Rm. 209 East Wl	Lab Hood 1-E	Fixed; 77735 sq cm; 10 ur/hr			
34	1141	Rm. 209 East Wl	Filter Housing 1-E	Fixed; 24819 sq cm; 10 ur/hr			
35	1141	Rm. 209 West Wl	Lab Hood 7-W	Fixed; 77735 sq cm; 300 ur			
36	1141	Rm. 209 West Wl	Filter Housing 7-W	Fixed; 24819 sq cm; 15 ur/hr			
37	1141	Rm. 209 West Wl	Lab Hood 6-W	Fixed; 77735 sq cm; 15 ur/hr			
38	1141	Rm. 209 West Wl	Filter Unit 6-W	Fixed; 24819 sq cm; 10 ur			
39	1141	Rm. 209 West Wl	Base Unit 6-W	Fixed; 41538 sq cm; 10000 d/m			
40	1141	Rm. 210 East Wl	Lab Hood 1-E	Fixed; 77735 sq cm; 10 ur/hr			
41	1141	Rm. 210 East Wl	Filter Unit 1-E	Fixed; 24819 sq cm; 100 c/m			
42	1141	Rm. 210 East Wl	Lab Hood 2-E	Fixed; 77735 sq cm; 10 ur/hr			
43	1141	Rm. 210 East Wl	Filter Housing 2-E	Fixed; 24819 sq cm; 6 ur/hr			
44	1141	Rm. 210 West Wl	Lab Hood 5-W	Fixed; 91203 sq cm; 15 ur/hr			
45	1141	Rm. 210 West Wl	Filter Housing 5-W	Fixed; 24819 sq cm; 10 ur/hr			
46	1141	Rm. 210 West Wl	Lab Hood 6-W	Fixed; Lab Hd. Wt. 578#;Lead	Shield 5400#; 91203 sq cm; 30	ur/hr	
47	1141	Rm. 210 West Wl	Filter Housing 6-W	Fixed; 24819 sq cm; 28 ur/hr			
48	1141	Rm. 210 West Wl	Lab Hood 3-W	Fixed; 104670 sq cm; 25 ur/hr			
49	1141	Rm. 210 West Wl	Filter Housing 3-W	Fixed; 24819 sq cm; 30 ur/hr			
50	1141	Rm. 210 West Wl	Lab Hood 4-W	Fixed; 104670 sq cm; 80 ur/hr			
51	1141	Rm. 210 West Wl	Filter Housing 4-W	Fixed; 24819 sq cm; 100 ur/hr			
52	1141	Bsmt Hot Sump	Yeoman Pump;20-P-10;20-P-11	16718 sq cm;1 mr/hr;fixed			
53	1141	Bsmt Hot/Cold S	Yeoman Pumps;20-P-12;20-P-13	16718 sq cm;7 ur/hr;fixed			

RAD WASTE SHIPPING INFO CRA BLDG 1154
10-17-85
00:34:18

Item	Bldg Loc in Building	Item Description	Size	Wt Lbs	Vol Cu Ft	Matl of Const
1	1154 CRA #1	Plastic Liner	11785 sq ft	3500	58.9	Plastic Poly
2	1154 CRA #2	Plastic Liner	11785 sq ft	3500	58.9	Plastic Poly
3	1154 CRA Valve Pit	Gate Valve, 4 ea	6"	712	7.1	Cast Iron
4	1154 CRA Valve Pit	Gate Valve	8"	270	3.2	Cast Iron
5	1154 CRA Valve Pit	Check Valve, 2 ea	10"	1520	6.4	Cast Iron
6	1154 CRA Valve Pit	Gate Valve, 3 ea	10"	1350	29.2	Cast Iron
7	1154 CRA #1 Pump	23-P-11;1000 gpm	H-30';D-10"	1150	16.3	Steel SS
8	1154 CRA #2 Pump	23-P-12;1000 gpm	H-30';D-10"	1150	16.3	Steel SS
9	1154 CRA #1	Ground Water Pumps, 2 ea;2" 20 gpm	H-29-1/2';D-8"	1000	10.3	Steel
10	1154 CRA #2	Ground Water Pumps 2 ea;2" 20 gpm	H-29-1/2';D-8"	1000	10.3	Steel

PD235 Number of Records Read: 10
PD236 Number of Records Selected: 10

RAD WASTE SHIPPING INFO CRA BLDG 1154
10-17-85
~~00:35:49~~

Item	Bldg	Loc in Building	Item Description	Rad Tot uCi	Rad uCi/gm	Principle Isotopes
1	1154	CRA #1	Plastic Liner	5.9E1	3.7E-5	60 Co;90 Sr;137 Cs
2	1154	CRA #2	Plastic Liner	5.9E1	3.7E-5	60 Co;90 Sr;137 Cs
3	1154	CRA Valve Pit	Gate Valve, 4 ea	4.8E-2	6E-7	60 Co;90 Sr;137 Cs
4	1154	CRA Valve Pit	Gate Valve	1.8E-2	1.5E-7	60 Co;90 Sr;137 Cs
5	1154	CRA Valve Pit	Check Valve, 2 ea	3.2E-2	9.6E-8	60 Co;90 Sr;137 Cs
6	1154	CRA Valve Pit	Gate Valve, 3 ea	11.4E-2	5.4E-7	60 Co;90 Sr;137 Cs
7	1154	CRA #1 Pump	23-P-11;1000 gpm	4.2E-1	8.1E-7	60 Co;90 Sr;137 Cs
8	1154	CRA #2 Pump	23-P-12;1000 gpm	4.2E-1	8.1E-7	60 Co;90 Sr;137 Cs
9	1154	CRA #1	Ground Water Pumps, 2 ea;2" 20 gpm	4.4E-1	9.8E-7	60 Co;90 Sr;137 Cs
10	1154	CRA #2	Ground Water Pumps 2 ea;2" 20 gpm	4.4E-1	9.8E-7	60 Co;90 Sr;137 Cs

PD235 Number of Records Read: 10
PD236 Number of Records Selected: 10

RAD WASTE SHIPPING INFO CRAS BLDG 1154
11-22-85
13:14:18

Item	Bldg Loc in Building	Item Description	Notes	Notes Continued	Additional Notes	Final Notes
1	1154 CRA #1	Plastic Liner	109482.65 sq cm surface; 60 ur	2300 sys;fixed		
2	1154 CRA #2	Plastic Liner	109482.65 sq cm surface; 60 ur	2300;fixed		
3	1154 CRA Valve Pit	Gate Valve, 4 ea	2300 sys;23V53 thru 23V56 Up;	15 ur; 9007 sq cm fixed		
4	1154 CRA Valve Pit	Gate Valve	2300 sys; 23V48 Up; 15 ur;	13622 sq cm fixed		
5	1154 CRA Valve Pit	Check Valve, 2 ea	2300 sys; 23V11, 23V12 Up; 15	ur; 12371 sq cm fixed		
6	1154 CRA Valve Pit	Gate Valve, 3 ea	2300 sys; 23V47, 23V51, 23V52	Up; 15 ur; 28328 sq cm fixed		
7	1154 CRA #1 Pump	23-P-11;1000 gpm	78314 sq cm;60 ur/hr;fixed			
8	1154 CRA #2 Pump	23-P-12;1000 gpm	78314 sq cm;60 ur/hr;fixed			
9	1154 CRA #1	Ground Water Pumps, 2 ea;2" 20 gpm	61936 sq cm; 40 ur/hr;weight	is with discharge pipe and	casing;fixed	
10	1154 CRA #2	Ground Water Pumps 2 ea;2" 20 gpm	61936 sq cm;40 ur/hr;weight is	with discharge pipe and casing	fixed	

PD235 Number of Records Read: 10
PD236 Number of Records Selected: 10

RAD WASTE SHIPPING INFO HRA BLDG 1155
10-17-85
00:17:33

Item	Bldg	Loc in Building	Item Description	Size	Wt Lbs	Vol Cu Ft	Matl of Const
1	1155	Pipe Chase	Pipe SCH 40	L-154';D-8"	4397	54	Carbon Steel
2	1155	Pipe Chase	Pipe SCH 40	L-42';D-6"	797	8	Carbon Steel
3	1155	Pipe Chase	Pipe SCH 40	L-139';D-4"	1500	12	Carbon Steel
4	1155	Pipe Chase	Pipe SCH 40	L-56';D-2"	205	1.2	Carbon Steel
5	1155	Pipe Chase	Pipe SCH 40	L-166';D-8"	4739	58	Carbon Steel
6	1155	Pipe Chase	Pipe SCH 40	L-166';D-6"	3149	33	Carbon Steel
7	1155	Pipe Chase	Pipe SCH 40	L-166';D4"	1791	14	Carbon Steel
8	1155	Pipe Chase	Pipe SCH 40	L-165';D-8"	4711	58	Carbon Steel
9	1155	-25' Level	8 Tanks	H-23';D-22';3/8 Plate	245480	69944	Carbon Steel
10	1155	N. Buried Cono	4 Tanks	L-20';D-8'	42808	4020	SS 1/2" Wall
11	1155	HRA	Check Valve	2"	11	.05	Cast Iron
12	1155	HRA	Gate Valve	2"	10	.06	Cast Iron
13	1155	HRA	Check Valve	3"	37	.66	Cast Iron
14	1155	HRA	Gate Valve	3"	41	.62	Cast Iron
15	1155	HRA	Check Valve, 8 ea	4"	936	6	Cast Iron
16	1155	HRA	Gate Valve, 8 ea	4"	848	8.2	Cast Iron
17	1155	HRA	Gate Valve, 5 ea	4"	530	5.15	Stainless St
18	1155	HRA	Gate Valve, 11 ea	6"	1958	19.8	Cast Iron
19	1155	HRA	Gate Valve, 16 ea	8"	4320	51.2	Cast Iron
20	1155	Pipe Chae	Demming Pumps, 8 ea	L-29';D-8"	14400	128	Carb Stl SS
21	1155	HRA -25'	Sample Pumps, 8 ea, 1/2 HP, Hrz Aur	L-12;D-8	320	6	Stainless St
22	1155	HRA -25'	Ground Water Pump, 1/3 HP Submersib	H-18;D-3	60	5	Stainless St
23	1155	N End	Worthington Submersible Pump,100gpm	H-15';D-6"	500	3	Steel Cst Ir
24	1155	N End 0'	Sample Pump for Tanks 9-12;Hrz Pump	L-12";D-10"	30	.5	Steel

PD235 Number of Records Read: 24
PD236 Number of Records Selected: 24

RAD WASTE SHIPPING INFO HRA BLDG 1155
10-17-85
~~00:19:53~~

Item	Bldg Loc in Building	Item Description	Rad Tot uCi	Rad uCi/gm	Principle Isotopes
1	1155 Pipe Chase	Pipe SCH 40	2.4E1	1.2E-5	60 Co;90 Sr;137 Cs
2	1155 Pipe Chase	Pipe SCH 40	8.5	2.3E-5	60 Co;90 Sr;137 Cs
3	1155 Pipe Chase	Pipe SCH 40	3.8E1	5.6E-5	60 Co;90 Sr;137 Cs
4	1155 Pipe Chase	Pipe SCH 40	1.7	1.8E-5	60 Co;90 Sr;137 Cs
5	1155 Pipe Chase	Pipe SCH 40	3.4E1	1.6E-4	60 Co;90 Sr;137 Cs
6	1155 Pipe Chase	Pipe SCH 40	3.3E1	2.4E-5	60 Co;90 Sr;137 Cs
7	1155 Pipe Chase	Pipe SCH 40	4.6E1	5.6E-5	60 Co;90 Sr;137 Cs
8	1155 Pipe Chase	Pipe SCH 40	3.1E1	1.4E-4	60 Co;90 Sr;137 Cs
9	1155 -25' Level	8 Tanks	15.2E-4	11.2E-3	60 Co;90 Sr;137 Cs
10	1155 N. Buried Cone	4 Tanks	10E1	20.8E-6	60 Co;90 Sr;137 Cs
11	1155 HRA	Check Valve	3.7E-2	7.5E-6	60 Co;90 Sr;137 Cs
12	1155 HRA	Gate Valve	5.4E-2	1.2E-5	60 Co;90 Sr;137 Cs
13	1155 HRA	Check Valve	2.3E-1	1.3E-5	60 Co;90 Sr;137 Cs
14	1155 HRA	Gate Valve	1.0	5.6E-5	60 Co;90 Sr;137 Cs
15	1155 HRA	Check Valve, 8 ea	8.8	17.6 E-5	60 Co;90 Sr;137 Cs
16	1155 HRA	Gate Valve, 8 ea	12	25.6E-5	60 Co;90 Sr;137 Cs
17	1155 HRA	Gate Valve, 5 ea	7.5	16E-5	60 Co;90 Sr;137 Cs
18	1155 HRA	Gate Valve, 11 ea	12.1	15.4E-5	60 Co;90 Sr;137 Cs
19	1155 HRA	Gate Valve, 16 ea	20.8	17.6E-6	60 Co;90 Sr;137 Cs
20	1155 Pipe Chae	Demming Pumps, 8 ea	1544	19.2E-4	60 Co;90 Sr;137 Cs
21	1155 HRA -25'	Sample Pumps, 8 ea, 1/2 HP, Hrz Aur	8E-1	39.2E-6	60 Co;90 Sr;137 Cs
22	1155 HRA -25'	Ground Water Pump, 1/3 HP Submersib	6.4E-2	2.3E-6	60 Co;90 Sr;137 Cs
23	1155 N End	Worthington Submersible Pump,100gpm	1.1	5.2E-5	60 Co;90 Sr;137 Cs
24	1155 N End 0'	Sample Pump for Tanks 9-12;Hrz Pump	1.3E-1	9.5E-6	60 Co;90 Sr;137 Cs

PD235 Number of Records Read: 24
PD236 Number of Records Selected: 24

RAD WASTE SHIPPING INFO HRA BLDG 1155
11-22-85
13:15:23

Item	Bldg Loc in Building	Item Description	Notes	Notes Continued	Additional Notes	Final Notes
1	1155 Pipe Chase	Pipe SCH 40	Exposed; 2300 series piping;	248084 sq cm; 1100 ur; 2300	sys	
2	1155 Pipe Chase	Pipe SCH 40	Exposed; 2300 series piping	67659 sq cm; 1400 ur; 2300	sys	
3	1155 Pipe Chase	Pipe SCH 40	Exposed; 2300 series piping;	152121 sq cm; 2800 ur; 2300	sys	
4	1155 Pipe Chase	Pipe SCH 40	Exposed; 2300 series piping;	10' tot buried in earth at 3'	6" lvl between HRA & WHB;600	ur;32360 sq cm; 2300 sys
5	1155 Pipe Chase	Pipe SCH 40	348535 sq cm; exposed;1100 ur;	2300 sys		
6	1155 Pipe Chase	Pipe SCH 40	267416 sq cm; exposed;1400 ur;	2300 sys		
7	1155 Pipe Chase	Pipe SCH 40	181670 sq cm; exposed; 2800 ur	2300 sys		
8	1155 Pipe Chase	Pipe SCH 40	Q&C pump out lines; 346424.1	sq cm; 1000 ur;2300 sys		
9	1155 -25' Level	8 Tanks	Fixed;14636242.48 sq cm tot	surf ea tank;1500 ur/hr;2300	sys	
10	1155 N. Buried Cono	4 Tanks	Fixed;466865 sq cm surf each	tank;600 ur; 2300 sys		
11	1155 HRA	Check Valve	2300 sys; 23V10 Tunnel +7';	600 ur; 774 sq cm fixed		
12	1155 HRA	Gate Valve	2300 sys; 23V50 Tunnel +7';	600 ur; 1041 sq cm fixed		
13	1155 HRA	Check Valve	2300 sys; 23V09 Tunnel -4';	600 ur; 4334 sq cm fixed		
14	1155 HRA	Gate Valve	2300 sys; 23V49 Tunnel -4';	2800 ur; 4218 sq cm fixed		
15	1155 HRA	Check Valve, 8 ea	2300 sys; 23V01 Tun.5';23V02	thru 23V08 Tun.3'; 2800 ur;	4644 sq cm fixed	
16	1155 HRA	Gate Valve, 8 ea	2300 sys; 23V29 thru 23V36 Tun	5'; 2800 ur; 6153 sq cm fixed		
17	1155 HRA	Gate Valve, 5 ea	2300 sys; 23V57 thru 23V61 Top	5'; 2800 ur; 6153 sq cm fixed		
18	1155 HRA	Gate Valve, 11 ea	2300 sys; 23V62 Top 5'; 23V37	thru 23V46 Tun. 5'; 1400 ur;	9007 sq cm fixed	
19	1155 HRA	Gate Valve, 16 ea	2300 sys; 23V13 thru 23V28 Tun	5'; 1100 ur; 13622 sq cm fixed		
20	1155 Pipe Chae	Demming Pumps, 8 ea	Portion of pumps ext. into the tanks fig. only in vol. Compl.	pump for wt. 53609 sq cm; 40	mr/hr;fixed	
21	1155 HRA -25'	Sample Pumps, 8 ea, 1/2 HP, Hrz Aur	2099 sq cm;600 ur/hr; Mod F-03	fixed		
22	1155 HRA -25'	Ground Water Pump, 1/3 HP Submersib	1276 sq cm;600 ur/hr;23-P-10	fixed		
23	1155 N End	Worthington Submersible Pump,100gpm	21884 sq cm;600 ur/hr;23-P-09;	fixed		
24	1155 N End 0'	Sample Pump for Tanks 9-12;Hrz Pump	2431 sq cm;600 ur/hr;fixed			

PD235 Number of Records Read: 24
PD236 Number of Records Selected: 24

RAD WASTE SHIPPING INFO WEMS BLDG 1192
10-17-85
00:06:40

Item	Bldg	Loc in Building	Item Description	Size	Wt Lbs	Vol Cu Ft	Matl of Const
1	1192	Nr Catch Basin	Piping SCH 40	L-6';D-3"	45	.4	Carbon Steel
2	1192	WEMS & ERB	Pipe Discharge to ERB	L-145';D-14"	7975	155	Steel Pipe
3	1192	Nr Catch Basin	Pipe SCH 40	L-2';D-10"	81	1.1	Carbon Steel
4	1192	Nr Catch Basin	Piping SCH 40	L-38';D-8"	1085	13.3	Carbon Steel
5	1192	ERB	Sump Dish	H-48;D-87	1363.5	8	Steel
6	1192	SW Corner 0'Lvl	Upper Proportioning Pump	L-18;W-8;H-8	45	.6	Carb Stl SS
7	1192	SW Corner 0'Lvl	Lower Proportioning Pump	L-18;W-8;H-8	45	.6	Carb Stl SS
8	1192	SE Corner 0'Lvl	Holding Tank	H-58;D-35	391	28	Steel
9	1192	S Ctr 0'Level	WEMS Pig	H-14;D-33	300	13.5	Carb St SS
10	1192	SW 0' Level	Sample Pump, 28-P-01	L-24;W-9;H-9	60	1.25	Carbon Steel
11	1192	SW 0'L	Sample Pump, 28-P-02	L-24;W-9;H-9	60	1.25	Carbon Steel
12	1192	WEMS Trench	34" Gate Valves, 3 ea	L-48;W-18;H-96	7500	144	Cast Iron Stl

PD235 Number of Records Read: 12
PD236 Number of Records Selected: 12

RAD WASTE SHIPPING INFO WEMS BLDG 1192
10-17-85
00:07:26

Item	Bldg	Loc in Building	Item Description	Rad Tot uCi	Rad uCi/gm	Principle Isotopes
1	1192	Nr Catch Basin	Piping SCH 40	9.1E-3	4.5E-7	60 Co;90 Sr;137 Cs
2	1192	WEMS & ERB	Pipe Discharge to ERB	3.1E-5	8.6E-12	60 Co;90 Sr;137 Cs
3	1192	Nr Catch Basin	Pipe SCH 40	6.5E-3	1.7E-7	60 Co;90 Sr;137 Cs
4	1192	Nr Catch Basin	Piping SCH 40	1E-1	2E-7	60 Co;90 Sr;137 Cs
5	1192	ERB	Sump Dish	.55	9.0E-7	60 Co;90 Sr;137 Cs
6	1192	SW Corner 0'Lvl	Upper Proportioning Pump	2.0E-3	1E-7	60 Co;90 Sr;137 Cs
7	1192	SW Corner 0'Lvl	Lower Proportioning Pump	2.0E-3	1E-7	60 Co;90 Sr;137 Cs
8	1192	SE Corner 0'Lvl	Holding Tank	2.1E-1	1.2E-7	60 Co;90 Sr;137 Cs
9	1192	S Ctr 0'Level	WEMS Pig	3.9E-3	2.9E-8	60 Co;90 Sr;137 Cs
10	1192	SW 0' Level	Sample Pump, 28-P-01	3.3E-3	1.2E-7	60 Co;90 Sr;137 Cs
11	1192	SW 0'L	Sample Pump, 28-P-02	3.3E-3	1.2E-7	60 Co;90 Sr;137 Cs
12	1192	WEMS Trench	34" Gate Valves, 3 ea	24.3E-2	21.4E-8	60 Co;90 Sr;137 Cs

PD235 Number of Records Read: 12
PD236 Number of Records Selected: 12

RAD WASTE SHIPPING INFO WEMS BLDG 1192
10-17-85
00:05:29

Item	Bldg	Notes	Notes Continued	Additional Notes	Final Notes
1	1192	Exposed; 2800 sys; 20 ur; 5105 sq cm			
2	1192	Fixed; 145' of 14" pipe 7975#; 6' of 3" pipe may be cont.;14	ur; 2800 sys; 494367 sq cm		
3	1192	Exposed; 2800 sys; 14 ur;	5220 sq cm		
4	1192	Exposed; 79782 sq cm; 2800 sys	14 ur		
5	1192	Fixed; 122989.3 sq cm; <1000	d/m beta gamma; used 1000 dpm	for rad level	
6	1192	Fixed; 4540.8 sq cm surface; 5	ur; 25 c/m;may be cont.; 2800	sys	
7	1192	Fixed; 4540.8 sq cm surface; 5	ur; 6 d/m beta gamma 5 ur/hr=~	100 dpm/100; 2800 sys	
8	1192	Fixed; 47340 sq cm surface; 5	ur; 12 d/m beta gamma; 5ur/hr=	~100 dpm/100;2800 sys	
9	1192	Fixed; 1/2 sphere double wall;	11033.37 sq cm surface; 4 ur	26 d/m beta gamma; 2800 sys	
10	1192	Fixed; 5 ur; 50 c/m;7289.75 sq	cm surface; may be cont.;2800	sys	
11	1192	Fixed; 5 ur; 50 c/m; 7289.75	sq cm surface; may be cont.;	2800 sys	
12	1192	Fixed; 92880 sq cm surface ea;	28V13 =10 ur,115 d/m b-g;28V14	=8ur,36d/m b-g;28V15=11 ur,122 d/m b-g; 2800 sys	

PD235 Number of Records Read: 12
PD236 Number of Records Selected: 12

RAD WASTE SHIPPING INFO OUTSIDE
10-17-85
00:12:19

Item	Location	Area	Item Description	Weight	Vol Cu Yd	Matl of Const
1	Outside	Grid Sect H-17, H-18	Asph Top;Crush Rock;Shallow to -6"	33000#	11	Asph Stn Soil
2	Outside	Grid Sect I-9	Surf Soil & Gravel to -8'	550000#	185	Surface Soil
3	Outside	Grid Sect U-3	Surface Soil to 6"	20000#	8	Surface Soil
4	Outside	ERB	Surf Soil to Depth of 2-6"	1.675E6	670	Surface Soil
5	Outside	Pentolite Ditch	Soil and Silt	4.872E5	168	Soil and Silt
6	Outside	CRA #2	Soil and Crushed Rock	3E6	1000	Soil Crsh Rck
7	Outside	Catch Basins	Silt	430#	.15	Silt

PD235 Number of Records Read: 7
PD236 Number of Records Selected: 7

RAD WASTE SHIPPING INFO OUTSIDE
10-17-85
00:14:03

Item	Location	Area	Rad Tot uCi	Rad uCi/Gm	Prin Iso
1	Outside	Grid Sect H-17, H-18	3000	2E-4	60 Co;137 Cs
2	Outside	Grid Sect I-9	102000	4.1E-4	40 K; 137 Cs
3	Outside	Grid Sect U-3	907	1E-4	60 Co;137 Cs
4	Outside	ERB	246920	3.3E-4	60 Co;137 Cs
5	Outside	Pentolite Ditch	10497	4.8E-5	60 Co;137 Cs
6	Outside	CRA #2	63956	4.7E-5	60 Co;137 Cs
7	Outside	Catch Basins	31	1.6E-4	60 Co;137 Cs

PD235 Number of Records Read: 7
PD236 Number of Records Selected: 7

RAD WASTE SHIPPING INFO OUTSIDE
10-17-85
00:15:04

Item	Location	Notes	Notes Continued	Additional Notes	Final Notes
1	Outside	Used ~3000#/cu yd;comes from	4 locations within 2 grids;rad level estimated		
2	Outside	Used 3000#/cu yd; 408 avg Pci/	gm		
3	Outside	Used 2500#/cu yd; 100 Pci/gm			
4	Outside	Used 2500#/cu yd and 325 Pci/	gm		
5	Outside	Used 2900#/cu yd; Avg 47.5 Pci	/gm		
6	Outside	Used 3000#/cu yd; 47 Pci/gm			
7	Outside	Used 2900#/cu yd; 157 Pci/gm			

PD235 Number of Records Read: 7
PD236 Number of Records Selected: 7