05996-DY-49

CULVERT SCHEDULE

CULVERT NO.	STATION	NO. CULVERTS REQUIRED	DIAMETER	LENGTH	END SECTION TYPE AT INLET	END SECTION TYPE AT OUTLET	INVERT IN ELEVATION	INVERT OUT ELEVATION
1	029+50	1	48"		NOTE 3	NOTE 3	NOTE 3	NOTE 3
2	100+50	2	48"					
3	167+50	4	48"					
4	209+50	2	48"					
5	261+00	1	36"					
6	279+50	2	48"					
7	297+50	2	48"					
8	335+00	3	48"					
9	414+50	2	48"					
10	482+50	2	48"					
11	492+50	1	48"					
12	511+50	2	48"					
13	535+25	2	48"					
14	556+00	1	48"					
15	598+50	2	48"					
16	623+00	3	48"					
17	683+50	2	48"					
18	687+10	1	48"					
19	727+00	1	36"					
20	750+75	1	48"					
21	777+00	4	48"					
22	807+75	3	48"					
23	843+25	6	48"					
24	1091+00	8	48"					
25	1105+50	1	48"					
26	1273+00	10	48"					
27	1302+75	6	48"					
28	1621+72	6	36"					
29	1625+72	2	36"					
30	1647+42	6	36"					
31	1658+42	15	48"					
32	1674+62	6	36"					

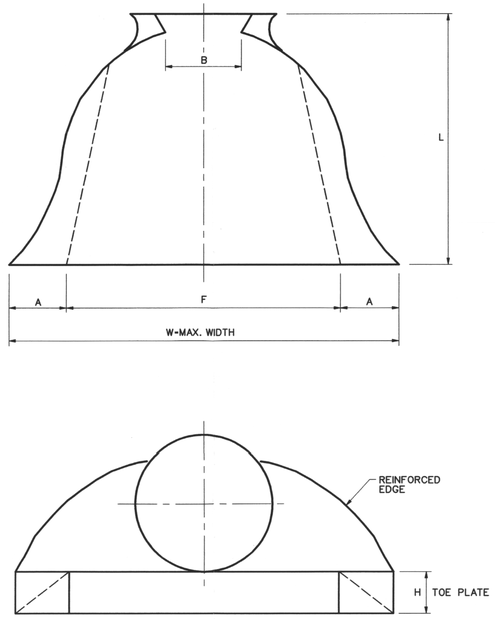

END SECTION
TYPE I

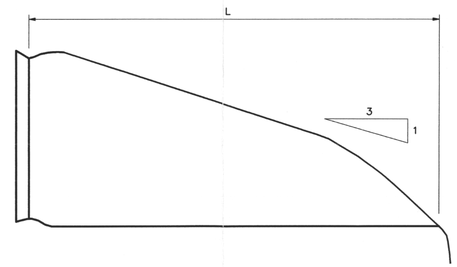

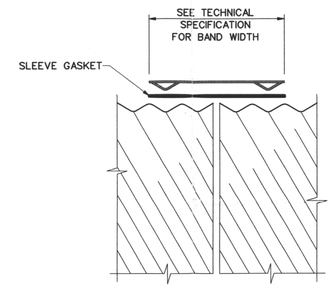

UNIVERSAL BAND COUPLING

PIPE DIA. (IN.)	SPECIFIED THICKNESS	A MIN. (IN.)	B MAX (IN)	H MIN. (IN.)	F MIN. (IN.)	L + 2 (IN.)	W MAX. WIDTH (IN.)	APPROXIMATE AVERAGE END SECTION SLOPE	TRENCH WIDTH DIMENSION (t) (IN.)
24	0.079	9	13	6	46	41	72	2.0	36
36	0.079	13	19	9	70	60	105	2.0	54
48	0.109	17	29	12	88	78	131	2.0	72

DIMENSIONS OF GALVANIZED STEEL END SECTIONS AND TRENCH WIDTH
FOR ROUND PIPE
2 2/3 X ½IN CORRUGATIONS

9909230172

APERTURE CARD

NOTES:

1. SIZE TO BE DETERMINED UPON FINAL DESIGN.
2. LENGTH, WIDTH AND DEPTH, SCOPE DETERMINED UPON FINAL DESIGN.
3. LENGTH, INVERTS, ENTRANCE AND OUTLET DETAIL TYPE TO BE DETERMINED UPON FINAL DESIGN.
4. FOR TYPE II AND TYPE III DETAILS, SEE DRAWING 05996-DY-50.

Docket # 72-22
Accession # 9909230172
Date 5/20/99 of Ltr
Regulatory Docket File

REVISION	DESCRIPTION	DRAWN BY	DRAWN CKD	DESIGN BY	DESIGN CKD	RESP	LEAD	APPR	DATE
A	PRELIMINARY ISSUE- FOR BLM USE	RAF	RAF	RAF	RAF	MJH		JLC	5-21-99

ARCH | CIVIL | CONC | STL | L & P | INST | P.S. | S.A. | FAC | ELEC | MAT'L

PFSF RAILROAD LINE CULVERT SECTIONS AND DETAILS SHEET 1

PRIVATE FUEL STORAGE FACILITY
PRIVATE FUEL STORAGE, LLC
STONE & WEBSTER ENGINEERING CORPORATION
DENVER, COLORADO

DRAWING NUMBER 05996-DY-49-A

DESIGN BY R.A. FELT | DRAWN BY R.A. FELT | SWEC J.O. NO. 0599602 | FILE NO. PFSDY49.DGN | PCT
DGN CHK'D BY M.B. SWIGERT | CHK'D BY S.M. MACIE

9909230172

D-20