STONE & WEBSTER ENGINEERING CORPORATION

CALCULATION TITLE PAGE

*SEE INSTRUCTIONS ON REVERSE SIDE

▲ 5010.64 (FRONT)

46 + ATT C (244 pp) 3

CLIENT & PROJECT	PAGE 1 OF ~~39~~ + 2A, 2B ATT A (1 p) & ATT B (43 pp)
PRIVATE FUEL STORAGE, LLC - PRIVATE FUEL STORAGE FACILITY	
CALCULATION TITLE (Indicative of the Objective): ESTIMATE STATIC SETTLEMENT OF STORAGE PADS	QA CATEGORY (✓) ☑ I - NUCLEAR SAFETY RELATED ☐ II ☐ III ☐ ____ OTHER

CALCULATION IDENTIFICATION NUMBER				OPTIONAL WORK PACKAGE NO.
J.O. OR W.O. NO.	DIVISION & GROUP	CURRENT CALC. NO.	OPTIONAL TASK CODE	
05996.~~01~~ 02	G(B)	03		

* APPROVALS - SIGNATURE & DATE			REV. NO. OR NEW CALC NO.	SUPERSEDES * CALC. NO. OR REV. NO.	CONFIRMATION * REQUIRED (✓)	
PREPARER(S)/DATE(S)	REVIEWER(S)/DATE(S)	INDEPENDENT REVIEWER(S)/DATE(S)			YES	NO
PAUL J. TRUDEAU 2/12/97 Paul J. Trudeau	NURI T. GEORGES 2/14/97 Nuri T. Georges	NURI T. GEORGES 2/14/97 Nuri T. Georges	0		✓	
PAUL J. TRUDEAU 5/12/97 Paul J. Trudeau	ALAN F BROWN 5/13/97 Alan F Br	ALAN F BROWN 5/13/97 Alan F Br	1	0		✓
PAUL J. TRUDEAU 7/3/97 Paul J. Trudeau	ALAN F BROWN 7/7/97 Alan F Br	ALAN F BROWN 7/7/97 Alan F Br	2	1		✓
Janice W. McCoy 6/29/99 Janice W McCoy	PAUL J. TRUDEAU 6/29/99 Paul J. Trudeau	Richard T. DeConto 6/29/99 Richard T. DeConto	3	2		✓

DISTRIBUTION *

GROUP	NAME & LOCATION	COPY SENT (✓)	GROUP	NAME & LOCATION	COPY SENT (✓)
RECORDS MGT. FILES (OR FIRE FILE IF NONE)	SWEC - DENVER	ORIG			
	SWEC - BOSTON	X			
	SWEC - DENVER FIRE FILE	X			
	LPSINGH - CH/3	9/24/98			

~~9907070079~~

TABLE OF CONTENTS

	PAGE #
Title Page	1
Table of Contents	2
Reasons for Rev 1	2
Reasons for Rev 2	2A 2
Reasons for Rev 3	2B 3
Objective	3
Assumptions/Data	3
Method	5
Discussion	8
Conclusions	21
References	23
Tables	24
Figures	30-38
Rev 3 Using Schmertmann Method	40-46 3

Attachments:

A	SAR Figure 2.6-2, "Plot Plan and Locations of Geotechnical Investigations - Sheet 1 of 2"	1 page
B	Strain vs Time Plots for Consolidation Tests	43 pages
C	Settlement using Schmertmann Method and CPT data	244 pages 3

REASONS FOR REV 1:

Adjust the estimated settlements of the storage pads to account for the increased weight of the casks from a maximum of 285K (used in Calc 05996.01-G(B)-03-0) to 354K 356.5 recommended on p C3 of Calc 05996.01-G(B)-05-0 and to use G/G_{max} as a function of shear strain recommended by Geomatrix Consultants in Calc 05996.01-G(PO5)-1-0. Section 1.3, p 12/29. 2

Remove "Confirmation Required", since the original basis for the "Requires Confirmation" on p 21 of the original issue of this calculation was because some of the data were based on the original issue of Calc 05996-G(B)-01, which required confirmation. Calc 05996-G(B)-01, Rev 1, was finalized and no longer requires confirmation; therefore, this calculation no longer requires confirmation as well.

▲ 5010 65

CALCULATION IDENTIFICATION NUMBER				PAGE 2A
J.O. OR W.O. NO.	DIVISION & GROUP	CALCULATION NO.	OPTIONAL TASK CODE	
05996.01	G(B)	03 - 2		

REASONS FOR REV 2

Cask weight revised from 354K to 356.5K, based on p C3 of Calc 05996.01-G(B)-05 Rev 0, for Holtec HI_STORM Overpack with loaded MPC-32.

Affected pages: 2, 2A (added), and 30.

Reasons for Rev. 3

An additional settlement analysis was performed using the CPT data and the Schmertmann method in response to a comment from the NRC Comment Resolution Letter #7, Dated June 24, 1999. The exact comment is :

"PFS should use the CPT data to calculate settlements based on Equation 6-16 or 6-17 of Lunne, Robertson, and Powell (1997), which were developed by Meyerhof and Schmertmann, respectively. These analyses need to include discussion of differential settlements and their relation to the structural design of the cask storage pads. "

The reference for the Schmertmann method was obtained from "Cone Penetration Testing Geotechnical Applications Guide" produced by ConeTec, Inc. & Gregg In Situ, Inc., Second Edition,October 1998. The equations presented in this reference for Meyerhof and Schmertmann methods of calculating settlement for granular soils are the same as those referenced in the NRC comment per a fax between P. Trudeau and ConeTec . CPT data provided by ConeTec (1999) were used in the settlement analysis.

The methodology used in determining settlement using the Schmertmann method is presented in pages 40- 46 of this calculation and Attachment C.

OBJECTIVE:

ESTIMATE THE STATIC SETTLEMENT OF THE STORAGE PADS DUE TO THE LOAD IMPOSED BY THE STORAGE PAD SLAB AND THE STORAGE CASKS OVER THE 40-YR LIFE OF THE FACILITY.

ASSUMPTIONS / DATA

SWEC DRWG 0599601-EY-2-E: SITE PLAN GENERAL ARRANGEMENT INDICATES STORAGE PADS ARE 30' × 64' × 3' AND THEY WILL BE CONSTRUCTED IN A GRID PATTERN, WITH 5 FT SPACE BETWEEN SLABS IN THE LONG DIMENSION & 30 FT SPACE BETWEEN THEM IN THE SHORT DIMENSION.

FIG 1 SHOWS THE PLAN VIEW OF A TYPICAL STORAGE PAD (TAKEN FROM SWEC DRWG 0599601-EY-2).

BASED ON pC3 OF CALC 05996.01-G(B)-05, EACH FULLY LOADED CASK WEIGHS 310K (SNC) OR 354K (HOLTEC). BASE SETTLEMENT CALC ON WT = 354K. 2

FIG 2 PRESENTS THE GENERALIZED SUBSURFACE PROFILE, WHICH WAS DEVELOPED BASED ON BORINGS A-1 TO A-4, B-1 TO B-4, C-1 TO C-4, AND D-1 TO D-4

356.5K FOR OVERPACK WITH FULLY LOADED MPC-32. NOTE: PAGE 30 INDICATES THE INCREASE IN STRESS BELOW THE PAD DUE TO THIS CHANGE IS ONLY 0.005 KSF, OR $\frac{0.005}{1.93} \times 100\% = 0.26\%$. THE ESTIMATED SETTLEMENT WILL NOT BE AFFECTED BY SUCH A SMALL Δp; ∴ THE REST OF THE CALC WAS NOT REVISED TO REFLECT THIS CHANGE. 2

FIG 3 PRESENTS THE FOUNDATION PROFILE, SHOWING THE STORAGE PADS & THE PROFILE USED IN CALCULATING SETTLEMENTS

ASSUMPTIONS / DATA (CONT'D)

CALC 05996.01-G(B)-01-1 PROVIDES BASES FOR DYNAMIC SOIL PROPERTIES, INCLUDING LOW-STRAIN ELASTIC MODULI VALUES SHOWN IN FIG 3.

SKETCH 05996.01-GSK-B-01A-0 "BORING LOCATION PLAN - SHEET 1 OF 2"

METHOD:

TOTAL STATIC SETTLEMENT = ELASTIC SETTLEMENT
+ PRIMARY CONSOLIDATION "
+ SECONDARY SETTLEMENT

DIVIDE THE PROFILE INTO LAYERS.

ESTIMATE THE CHANGE IN VERTICAL STRESS AT THE CENTER OF EACH LAYER DUE TO THE STORAGE PAD LOADING, DISTRIBUTING THESE WITH RESPECT TO DEPTH ON A SLOPE OF 2V : 1H (SEE FIG 3)

ESTIMATE $\Delta \varepsilon_v$ DUE TO $\Delta \sigma_v$

CALCULATE $\Delta \rho_i = \Delta \varepsilon_{v_i} H_i$

" $\rho_{TOTAL} = \Sigma \Delta \rho_i$

ELASTIC SETTLEMENT

$$\rho_{ELAS} = \Sigma \varepsilon_{v_i} H_i$$

WHERE ε_{v_i} = STRAIN IN LAYER i = $\dfrac{\Delta \bar{\sigma}_{v_i}}{E_i}$

H_i = THICKNESS OF " i

$\Delta \bar{\sigma}_{v_i}$ = CHANGE IN VERTICAL STRESS AT CENTER OF LAYER i DUE TO LOADING

E_i = MODULUS OF ELASTICITY FOR LAYER i, (ADJUSTED FOR STRAIN LEVEL)

NOTED FEB 1 1 1997 P. J. Trudeau

5010 65

CALCULATION IDENTIFICATION NUMBER				
J.O. OR W.O. NO.	DIVISION & GROUP	CALCULATION NO.	OPTIONAL TASK CODE	PAGE 6
05996.01	G(B)	03 - 1		

METHOD (CONT'D)

PRIMARY CONSOLIDATION SETTLEMENT

CONSOLIDATION TESTS PERFORMED ON SAMPLES OF CLAYEY SILT OBTAINED AT DEPTHS OF ~ 11 FT (IN LAYER 1 IN FIGURE 3) INDICATE THE MAXIMUM PAST PRESSURE, $\bar{\sigma}_{MPP}$, IS ~ 3 TSF. THE FINAL STRESS AT THE BOTTOM OF LAYER 1 (CALC'D ON P 17) IS 1.64 TSF; ∴ THE PRIMARY CONSOLIDATION IS CALCULATED BASED ON RECOMPRESSING THIS SOIL.

$$\rho_{PRI} = H \times \varepsilon_v = H \times RR \log \frac{\bar{\sigma}_{v_f}}{\bar{\sigma}_{v_0}}$$

WHERE. H = THICKNESS OF LAYER

ε_v = VERTICAL STRAIN DUE TO IMPOSED LOADING

RR = RECOMPRESSION RATIO (FROM CONSOLIDATION TESTS)

$\bar{\sigma}_{v_f}$ = FINAL EFFECTIVE VERTICAL STRESS AT CENTER OF LAYER

$\bar{\sigma}_{v_0}$ = INITIAL EFFECTIVE VERTICAL STRESS AT CENTER OF LAYER.

METHOD (CONT'D)

SECONDARY SETTLEMENT

$$\rho_{SEC} = H \times \varepsilon_v = H \times C_\alpha \, \Delta \log t$$

WHERE: H = THICKNESS OF LAYER

ε_v = VERTICAL STRAIN DUE TO IMPOSED LOADING

C_α = COEFFICIENT OF SECONDARY COMPRESSION. (FROM CONSOLIDATION TESTS ε_v VS LOG t PLOTS. $C_\alpha = \Delta\varepsilon_v$ / LOG CYCLE OF TIME).

t = TIME CORRESPONDING TO LIFE OF THE FACILITY - ASSUME t_f = 40 YRS FOR CALCULATING ρ_{SEC}.

NOTE: USE C_α DETERMINED BASED ON RELOADING FOLLOWING AN UNLOADING CYCLE TO CORRECT FOR SAMPLE DISTURBANCE.

NOTED FEB 1 2 1997 P. J. Trudeau

▲ 5010 65

CALCULATION IDENTIFICATION NUMBER				
J.O. OR W.O. NO.	DIVISION & GROUP	CALCULATION NO.	OPTIONAL TASK CODE	PAGE 8
05996.01	G(B)	03 - 1		

DISCUSSION:

ELASTIC SETTLEMENTS

TABLE 1 PRESENTS THE CALCULATION OF ELASTIC SETTLEMENTS OF LAYER 1 TO 3 SHOWN IN FIGURE 3, USING LOW-STRAIN ELASTIC MODULI. IN REALITY, THE ELASTIC MODULI SHOULD BE REDUCED TO CORRESPOND TO THE LEVEL OF STRAIN EXPERIENCED DUE TO STATIC SETTLEMENTS (THIS IS DONE ON p 10), BUT THESE DATA DEMONSTRATE THAT THE CONTRIBUTION TO THE TOTAL ELASTIC SETTLEMENT OF A SINGLE, ISOLATED STORAGE PAD OF LAYERS 2 & 3 IS ~ 10%. THE ACTUAL STRAINS DUE TO CONSTRUCTION & LOADING OF THE STORAGE PADS WILL BE MUCH GREATER IN LAYER 1 THAN IN THE UNDERLYING LAYERS; ∴ THE REDUCTION IN MODULI FOR STRAIN WILL BE GREATER FOR LAYER 1. THIS MEANS THAT LAYERS 2 & 3 WILL CONTRIBUTE MUCH LESS THAN THE 10% OF THE TOTAL ELASTIC SETTLEMENT SHOWN IN TABLE 1. THE FOLLOWING PAGE INDICATES THE ELASTIC MODULUS OF LAYER 4 ($z \geq 120' \pm$) IS EVEN GREATER THAN THAT OF LAYERS 2 & 3; ∴ IT'S CONTRIBUTION TO THE SETTLEMENT OF AN ISOLATED PAD IS NEGLIGIBLE.

ESTIMATE MODULUS OF ELASTICITY OF LAYER 4 ($z > 120'\pm$)

$V_p = 5525$ FT/SEC

ASSUME $\gamma_m = 125$ PCF $\mu = 0.5$

$$D = \rho V_p^2 = \frac{0.125 \frac{K}{FT^3}}{32.2 \frac{FT}{SEC^2}} \left(5525 \frac{FT}{SEC}\right)^2 = 118{,}500 \text{ KSF}$$

$$D = \frac{E(1-\mu)}{(1+\mu)(1-2\mu)}$$ EQ 12.8 LAMBE & WHITMAN (1969)

IF $\mu = 0.5$, DENOMINATOR = 0.

ASSUMING $\mu = 0.4$

$$E = 118{,}500 \frac{K}{FT^2} \times \frac{(1+0.4)(1-2\times0.4)}{(1-0.4)} = 55{,}300 \text{ KSF}$$

ELASTIC SETTLEMENT OF ISOLATED PAD

FROM TABLE 1

$$\text{STRAIN IN LAYER 1} = \frac{\Delta\rho}{\Delta z} = \frac{0.107 \text{ IN.}}{(30-3)\text{FT} \times 12 \frac{\text{IN.}}{\text{FT}}} = 3.3 \times 10^{-4} \text{ IN./IN.}$$

$$\text{OR } 3.3 \times 10^{-2} \%$$

THE E VALUE USED TO CALCULATE THIS SETTLEMENT WAS BASED ON E_{MAX}, WHICH IS APPLICABLE FOR VERY LOW SHEAR STRAINS, $\sim \gamma = 10^{-4}\%$.

ASSUME $\gamma = 10^{-1}\%$* $\quad E/E_{MAX} \simeq 0.43$ (FROM FIG 4)

RECALCULATE $\Delta\rho_{LAYER\ 1}$

$$\Delta\rho_1 = \frac{\Delta\bar{\sigma}_1}{E_1} \times \Delta z_1 = \frac{1.25 \text{ K/FT}^2}{0.43 \times 3780 \text{ K/FT}^2} \times 27 \times 12''/' = 0.25''$$

$$\varepsilon_v = \frac{0.25''}{27' \times 12''/'} = 7.7 \times 10^{-4} \text{ IN/IN.} \simeq 0.08\%$$

RECALCULATE $\Delta\rho_{LAYER\ 1}$ ASSUMING $\varepsilon_v \sim 0.06\%$, $\frac{E}{E_{MAX}} \simeq 0.55$

$$\varepsilon_v = \frac{1.25 \text{ KSF}}{0.55 \times 3780 \text{ KSF}} = 6 \times 10^{-4} \frac{\text{IN.}}{\text{IN.}}$$ ← CLOSE ENOUGH TO ASSUMED STRAIN

$$\Delta\rho = \varepsilon_v \times H = 6 \times 10^{-4} \frac{\text{IN.}}{\text{IN.}} \times 27' \times 12''/' = \underline{\underline{0.19''}}$$

* BOWLES (1987) INDICATES "STATIC STRAINS ARE ON THE ORDER OF $10^{-1}\%$."

NOTED FEB 1 2 1997 P. J. Trudeau

▲5010 65

CALCULATION IDENTIFICATION NUMBER				PAGE 11
J.O. OR W.O. NO. 05996.01	DIVISION & GROUP G(B)	CALCULATION NO. 03 - 1	OPTIONAL TASK CODE	

ELASTIC SETTLEMENTS

EFFECT OF ADJACENT STORAGE PADS ON ELASTIC SETTLEMENT.

FIGURE 3 ILLUSTRATES THAT THE STRESS BULBS DUE TO ADJACENT STORAGE PADS (APPROXIMATED BY THE DASHED LINES AT 2V:1H) DO NOT OVERLAP IN LAYER 1;

∴ THE LOADINGS DUE TO ADJACENT STORAGE PADS DO NOT AFFECT THE SETTLEMENT OF LAYER 1.

∴ CALCULATE SETTLEMENTS IN LAYER 1 BASED ON $\Delta\sigma_v$ FOR A SINGLE ISOLATED STORAGE PAD.

THIS IS NOT THE CASE FOR THE UNDERLYING LAYERS. AT THE CENTER OF LAYER 2, THE STRESS BULBS OVERLAP ~ 1/3 (2 SIDES × 12.5'/SIDE ÷ 73' ≈ 34%) AND THEY OVERLAP THE CENTER OF THE PAD WIDTH AT THE BOTTOM OF LAYER 3.

∴ THE LOADINGS OF ADJACENT STORAGE PADS WILL CAUSE AN INCREASE IN STRESSES IN THE LAYERS BELOW LAYER 1.

ESTIMATE ELASTIC SETTLEMENT OF LAYERS 2 - 4 ASSUMING ALL SLABS ARE CONSTRUCTED & FULLY LOADED.

THESE MATERIALS ARE VERY DENSE (N > 100 BL/FT & N > 100 BL / 6" ARE COMMON) ∴ STRAINS ARE EXPECTED TO BE LOW. ASSUME $\varepsilon_v \sim 5\text{-}10 \times 10^{-3}\%$

FIG 4 INDICATES $G/G_{MAX} \sim 0.9$.

ASSUME $\Delta\rho$ DUE TO RELOADING UP TO INITIAL IN SITU STRESSES = 0;

∴ USE $q = 1.47 \text{ KSF} + 3 \text{ FT} (0.15 - 0.08) \text{ KCF} = 1.68 \text{ KSF}$

& DO NOT REDUCE WITH RESPECT TO DEPTH BECAUSE OF WIDE EXPANSE OF LOADED AREA.

LAYER	E_{MAX} KSF	E KSF	Δz FT	ε_v $\times 10^{-3}\%$ ($= \frac{1.68 \text{ KSF}}{E}$)	$\Delta\rho = \varepsilon_v \Delta z' \times 12''$ IN.
2 & 3	44,940	40,446	90'	4.2	0.045
4	55,300	49,770	(600-90)*	3.4	0.21
					0.25"

NOTE. CALC'D ε_v IS SLIGHTLY < ASSUMED VALUE ($5 \times 10^{-3}\%$); ∴ $E/E_{MAX} = 0.9$ IS REASONABLE FOR THESE LAYERS.

* ROCK ESTIMATED TO BE 520' TO 880' BELOW GRADE BASED ON SEISMIC REFLECTION SURVEY, LINE 2 (GEOSPHERE MIDWEST, 1997)

PRIMARY CONSOLIDATION SETTLEMENT

ESTIMATE SETTLEMENT OF LAYER 1 BASED ON RESULTS OF CONSOLIDATION TESTS.

NOTE: CONSOLIDATION TEST DATA PLOTTED AS ε_v VS $\log \sigma_v$ WHERE σ_v IN TSF.

AT CENTER OF LAYER 1, z BELOW SLAB $= \frac{30-3}{2} = 13.5'$ BELOW PAD, WHICH IS 3' DEEP.

$$\sigma_{v_0} = 16.5' \times 0.080 \text{ KCF} = 1.32 \text{ KSF} = \underline{0.66 \text{ TSF}}$$

$$\Delta\sigma_v = \frac{(\overset{\text{CASKS}}{1.47 \text{ KSF}} + \overset{\text{CONC}}{3' \times 0.15 \text{ KCF}}) \times 30'}{\underset{B}{30'} + \underset{z_c}{16.5'}} = 1.24 \text{ KSF} = 0.62 \text{ TSF}$$

$$\therefore \sigma_{v_f} = \sigma_{v_0} + \Delta\sigma_v = 0.66 + 0.62 = \underline{1.28 \text{ TSF}}$$

BORING	SAMPLE	RR	SR	$\bar{\sigma}_{mpp}$ TSF	LL %
C-1	U-3B	0.011	0.010	3.6	33.0
C-1	U-3C	0.008	0.014	2.8	47.8
C-1	U-3D	0.017	0.017	3.0	61.1
C-2	U-2C	0.010	0.015	3.0	34.6
	AVG	0.014	0.014		

$$\sigma_{v_f} < \sigma_{mpp} \quad \therefore \Delta\rho_{cf} = \Sigma H \cdot RR \cdot \log \frac{\sigma_{vf}}{\sigma_{v_0}}$$

$$\Delta\rho_{cf_{AVG}} = 27 \text{ FT} \times 12\% \times 0.014 \log \frac{1.28}{0.66} = \underline{\underline{1.31 \text{ IN.}}}$$

CONSOLIDATION SETTLEMENT OF LAYERS 2-4 ASSUMED TO BE NEGLIGIBLE BECAUSE LAYER 2 IS VERY DENSE FINE SAND & UNDERLYING LAYERS ARE VERY DENSE SILT ($N >> 100$ BL/FT)

NOTED FEB 1 2 1997 P. I. Trudeau
5010 65

CALCULATION IDENTIFICATION NUMBER				
J.O. OR W.O. NO.	DIVISION & GROUP	CALCULATION NO.	OPTIONAL TASK CODE	PAGE 14
05996.01	G(B)	03 - 1		

SECONDARY SETTLEMENT

ESTIMATE SECONDARY SETTLEMENT OF LAYER 1 BASED ON RESULTS OF CONSOLIDATION TESTS. USE UNLOAD-RELOAD DATA TO CORRECT FOR EFFECTS OF SAMPLE DISTURBANCE.

THE RESULTS OF THE CONSOLIDATION TESTS THAT HAD UNLOAD-RELOAD CYCLES, C1-U3C, C1-U3D, & C2-U2C, ARE INCLUDED IN ATTACHMENT B.

TABLES 2A-2C PRESENT THE COEFFICIENTS OF SECONDARY COMPRESSION, C_α, FOR THESE CONSOLIDATION TESTS.

FIGURES 5 & 6A THROUGH 6C PLOT C_α AS A FUNCTION OF STRESS RATIO, $\bar{\sigma}_c/\bar{\sigma}_{MPP}$.

FIG 4-2 OF LADD (1971) PRESENTS A TYPICAL PLOT OF C_α VS STRESS RATIO FOR A VARIETY OF SOILS. THIS FIGURE ILLUSTRATES THAT C_α IS LOW (0.2 - 0.4% PER Δ LOG TIME) FOR OVERCONSOLIDATED SOILS, AND IT RISES RAPIDLY FOR VIRGIN COMPRESSION ($\bar{\sigma}_c/\bar{\sigma}_{MPP} \geq 1$).

FIG 5 PLOTS C_α VS $\bar{\sigma}_c/\bar{\sigma}_{MPP}$ FOR CONSOLIDATION TEST C1-U3D. THE SHAPE OF THE CURVE IS SIMILAR TO WHAT LADD (1971) PRESENTS, BUT C_α FOR THE INITIAL LOADING, RISES AT A STRESS RATIO ~ 0.5, RATHER THAN 1, AS EXPECTED. THIS DIFFERENCE IS ATTRIBUTED TO THE EFFECTS OF SAMPLE DISTURBANCE. NOTE, C_α REMAINS LOW FOR THE RELOAD CYCLE DATA PRESENTED IN FIG 5. ∴ USE THE RELOAD CYCLE C_α VALUES FOR ESTIMATING SECONDARY SETTLEMENT.

SECONDARY SETTLEMENT

THE NEXT 3 PAGES CALCULATE THE STRESS RATIOS APPLICABLE FOR THE DEPTHS OF THE CONSOLIDATION TEST SAMPLES, AS WELL AS THOSE FOR THE BOTTOM OF LAYER 1, BEFORE & AFTER CONSTRUCTING & LOADING THE STORAGE PADS. THESE CALC'S INDICATE THAT THE STRESS RATIOS OF INTEREST ARE IN THE RANGE OF 0.2 TO 0.5; ∴ C_α VS $\bar{\sigma}_c / \bar{\sigma}_{MAP}$ ARE PLOTTED IN FIG'S 6A TO 6C WITH AN EXPANDED C_α SCALE.

THESE FIG'S INDICATE THAT:

C_α	TEST	LOADING IN TSF LOADED TO	UNLOADED TO	RELOADED TO
0.05	C1-U3C	2.0	0.5	8.
0.05	C1-U3D	8.0	0.5	8.
0.025	C2-U2C	2.0	0.5	8.

NOTE: TEST C1-U3D WAS LOADED TO A HIGHER LOAD BEFORE UNLOAD-RELOAD CYCLE THAN THE OTHER TWO TESTS; ∴ THESE RESULTS SHOULD BE GIVEN MORE WEIGHT THAN THE OTHERS, AS THE HIGHER PRECONSOLIDATION PRESSURE IS EXPECTED TO HAVE "CORRECTED" THE EFFECTS OF SAMPLE DISTURBANCE.

∴ $C_\alpha = 0.05\ \% / \Delta \log \text{TIME}$

SHOULD BE USED TO ESTIMATE SECONDARY SETTLEMENTS OF LAYER 1.

NOTED FEB 1 0 1997 P. I. Trudeau

STONE & WEBSTER ENGINEERING CORPORATION

CALCULATION SHEET

▲ 5010 65

CALCULATION IDENTIFICATION NUMBER				
J.O. OR W.O. NO.	DIVISION & GROUP	CALCULATION NO.	OPTIONAL TASK CODE	PAGE 16
05996.01	G(B)	03 - 1		

SECONDARY SETTLEMENT

CALCULATE $\frac{\bar{\sigma}_{vf}}{\bar{\sigma}_{MPP}}$ AT DEPTH OF CONSOLIDATION TEST C1-U3C

NOTE: DEPTH OF SAMPLE TESTED = 11.2 FT $\bar{\sigma}_{MPP} \geq 2.8$ TSF

$\bar{\sigma}_{v_0} \simeq 11.2\text{ FT} \times 0.080\text{ KCF} = 0.90\text{ KSF} = 0.45\text{ TSF}$ $\frac{\bar{\sigma}_{v_0}}{\bar{\sigma}_{MPP}} \leq \frac{0.45}{2.8} = \underline{\underline{0.16}}$

$$\Delta\bar{\sigma}_v = \frac{[\overset{q}{1.47\text{ KSF}} + 3'\,(\overset{\text{CONC}}{0.15} - \overset{\text{EXCAV'D SOIL}}{0.08})\text{KCF}] \times 30'}{\underset{B}{30'} + \underset{z_{SAMPLE}}{11.2'} - \underset{z_{FTG}}{3'}} = 1.32\text{ KSF} = 0.66\text{ TSF}$$

$\therefore\ \bar{\sigma}_{vf} = 0.45 + 0.66 = 1.11$ TSF & $\frac{\bar{\sigma}_{vf}}{\bar{\sigma}_{MPP}} \leq \frac{1.11\text{ TSF}}{2.8\text{ TSF}} = \underline{\underline{0.36}}$

SECONDARY SETTLEMENT

NOTE: DEPTH OF C1-U3D = 11.4 FT

$$\bar{\sigma}_{v_0} \simeq 11.4\ \text{FT} \times 0.080\ \frac{\text{K}}{\text{FT}^3} = 0.91\ \text{KSF} = 0.46\ \text{TSF}$$

$$\bar{\sigma}_{MPP} \simeq 3\ \text{TSF}$$

$$\Delta\bar{\sigma}_v = \frac{\overbrace{\left[1.47\ \text{KSF} + 3'(0.15 - 0.08)\text{KCF}\right]}^{1.68\ \text{KSF}} \times 30\ \text{FT}}{30' + 11.4' - 3'} = 1.32\ \text{KSF}$$

$$= 0.66\ \text{TSF}$$

AT $z = 11.4'$ $\bar{\sigma}_{v_f} = \bar{\sigma}_{v_0} + \Delta\bar{\sigma}_v = 0.46 + 0.66 = 1.12$ TSF

$$\Rightarrow \frac{\bar{\sigma}_{v_0}}{\bar{\sigma}_{MPP}} = \frac{0.46\ \text{TSF}}{3.0\ \text{TSF}} = 0.15$$

$$\frac{\bar{\sigma}_{v_f}}{\bar{\sigma}_{MPP}} = \frac{1.12\ \text{TSF}}{3.0\ \text{TSF}} = 0.37.$$

AT BOTTOM OF LAYER 1 ($z \simeq 30'$)

$$\bar{\sigma}_{v_0} = 30' \times 0.080\ \text{KCF} = 2.4\ \text{KSF} = 1.2\ \text{TSF}$$

$$\Delta\bar{\sigma}_v = \frac{1.68\ \text{KSF} \times 30'}{30' + 30' - 3} = 0.88\ \text{KSF} = 0.44\ \text{TSF}$$

$$\Rightarrow \frac{\bar{\sigma}_{v_0}}{\bar{\sigma}_{MPP}} = \frac{1.2\ \text{TSF}}{3.0\ \text{TSF}} = \underline{\underline{0.40}} \quad \Rightarrow \frac{\bar{\sigma}_{v_f}}{\bar{\sigma}_{MPP}} = \frac{\overbrace{1.2 + 0.44}^{1.64\ \text{TSF}}\ \text{TSF}}{3.0\ \text{TSF}} = \underline{\underline{0.55}}$$

SECONDARY SETTLEMENT

CALCULATE $\frac{\bar{\sigma}_{vf}}{\bar{\sigma}_{MPP}}$ AT DEPTH OF CONSOLIDATION TEST C2-U2C

NOTE: DEPTH OF SAMPLE TESTED = 10.9 FT $\bar{\sigma}_{MPP} \geq 3$ TSF

$$\bar{\sigma}_{v_0} \simeq 10.9 \text{ FT} \times 0.080 \text{ KCF} = 0.87 \text{ KSF} = 0.44 \text{ TSF} \quad \& \quad \frac{\bar{\sigma}_{v_0}}{\bar{\sigma}_{MPP}} \leq \frac{0.44}{3} = 0.15$$

$$\Delta\bar{\sigma}_v \simeq \frac{[\overset{q}{1.47 \text{ KSF}} + 3' (\overset{\text{CONC}}{0.15} - \overset{\text{EXCAV'D SOIL}}{0.08}) \text{ KCF}] \times \overset{B}{30'}}{\underset{B}{30'} + (\underset{z}{10.9'} - \underset{z_{FTG}}{3'})} = 1.33 \text{ KSF} = 0.66 \text{ TSF}$$

$$\therefore \bar{\sigma}_{vf} \simeq 0.44 + 0.66 = 1.10 \text{ TSF} \quad \& \quad \frac{\bar{\sigma}_{vf}}{\bar{\sigma}_{MPP}} \leq \frac{1.10}{3} = 0.37$$

NOTED FEB 3 1997 P. I. Trudeau

STONE & WEBSTER ENGINEERING CORPORATION

CALCULATION SHEET

▲ 5010 65

CALCULATION IDENTIFICATION NUMBER				
J.O. OR W.O. NO.	DIVISION & GROUP	CALCULATION NO.	OPTIONAL TASK CODE	PAGE 19
05996.01	G(B)	03 - 1		

SECONDARY SETTLEMENT

ASSUMING SECONDARY SETTLEMENT OCCURS AT RATE OF 0.05% / LOG CYCLE TIME (MIN) FOR RANGE OF LOAD INCREMENT APPLICABLE TO STORAGE PAD & THICKNESS OF LAYER 1 IS 30' - 3' (3' PAD)

TIME	TIME MIN	# LOG CYCLES TIME (MIN)	$\varepsilon_{v_{SEC}}$ %	ρ_{SEC} IN.
1 DAY	1440	3.16	0.16	0.52
1 WK	10,080	4.00	0.20	0.65
1 MONTH	43,830	4.64	0.23	0.74
1 YR	525,960	5.72	0.29	0.94
10 YR	5.26×10^6	6.72	0.34	1.10
20 YR	10.52×10^6	7.02	0.35	1.13
40 YR†	21.04×10^6	7.32	0.37	1.19

$$\varepsilon_{v_{SEC}} = 0.05\% \ \mathrm{Log}_{10}(\text{ELAPSED TIME (MIN)})$$

$$\rho_{SEC} = (30' - 3')\,12''/' \times \varepsilon_{v_{SEC}}\% \times \frac{1\ \text{IN./IN.}}{100\%} = 3.24\,\varepsilon_v$$

† 40 YRS IS ESTIMATED LIFE OF FACILITY

SUMMARY - ENTIRE PROFILE WITHOUT SUBDIVIDING LAYER 1

THE ESTIMATED TOTAL STATIC SETTLEMENT OF A TYPICAL STORAGE PAD INCLUDES:

0.19" OF ELASTIC SETTLEMENT OF LAYER 1 (ISOLATED PAD)

+ 0.25" OF ELASTIC SETTLEMENT OF LAYERS 2-4 (ALL PADS LOADED)

+ 1.31" OF PRIMARY CONSOLIDATION OF LAYER 1

+ ~0" OF " " OF LAYERS 2-4

+ 1.19" OF SECONDARY SETTLEMENT OVER 40 YRS WITH ~0.6" OCCURRING WITHIN 1 WEEK OF LOADING, AN ADDITIONAL 0.3" WITHIN THE FIRST YEAR, & ~0.3" OCCURRING BETWEEN THE END OF YEAR 1 & YEAR 40.

Σ = 2.94" = TOTAL STATIC SETTLEMENT

NOTE: LAYERS 2-4 CONTRIBUTE < 10% OF THE TOTAL SETTLEMENT, BASED ON VERY CONSERVATIVE ASSUMPTIONS. IN ADDITION, THIS PORTION OF THE SETTLEMENT WOULD AFFECT THE ENTIRE SITE, AND THUS, WOULD NOT CONTRIBUTE TO DIFFERENTIAL SETTLEMENTS.

DISCUSSION (cont'd)

In the foregoing analyses >90% of the settlement is due settlement in Layer 1. In these analyses, Layer 1 was not subdivided into smaller layers and the stresses with depth were determined using an approximate method (distributing them with depth based on a slope of 2V:1H). The settlement of the storage pads due to Layer 1 was reevaluated, dividing Layer 1 into four sublayers as shown in Figure 7 and using Boussinesq's equation to distribute the loading with respect to depth, essentially as a strip load, since the pads are only 5 ft apart in the direction of their 64 ft lengths.

Table 3 presents these analyses, which are based on the same procedures described above, except Boussinesq's equation is used to distribute the loading with respect to depth, essentially as a strip load, and the rate of secondary compression is determined based on the dashed curve shown in Figure 8.

CONCLUSIONS:

Table 3 presents a summary of the estimated settlements in Layer 1. As discussed above, Layers 2 through 4 are expected to contribute less than ~0.25" to the total settlement of the storage pads; therefore, the total estimated settlement of the storage pads is:

0.25 inches of immediate settlement in Layer 1
0.25 inches of immediate settlement in Layers 2-4
1.67 inches of primary consolidation settlement in Layer 1
1.16 inches of secondary compression in Layer 1 over 40 years

---

3.33 inches total settlement after 40 years

CALCULATION OF SETTLEMENTS BENEATH CENTER OF STORAGE PAD

ρ_{total} **3.09 "**

q =	**1.93** ksf	γ_t =	**80.00** pcf	GWT > 100 ft below grade
B =	**30.00** ft	L =	**640.00** ft (L = 64 ft, but use 640 ft to emulate strip footing)	
D_f =	**3.00** ft	E_{max} =	**3780** ksf (From Table 1 of Calc 05996.01-G(B)-01-1)	

CONCLUSIONS:

Portion of Load due to: Weight of Storage Pad = $\frac{0.45 \text{ ksf}}{1.93 \text{ ksf}}$ = 0.23

Portion of Settlement due to Weight of Storage Pad:

0.23	*	1.93	=	0.45 inches of immediate settlement due to Weight of Pad
0.23	*	**2.66**	=	**0.62 inches after 1 month due to Weight of Pad**
0.23	*	3.04	=	0.71 inches after 20 years
0.23	*	3.09	=	0.72 inches after 40 years

Portion of Settlement due to Placement of Casks:

2.66 inches after 1 month due to Weight of Pad + Casks
-0.62 inches after 1 month due to Weight of Pad

2.04 inches after 1 month due to Placement of Casks

Portion of Settlement from end of 1st month after Placement of Casks to 40 Years:

3.09 inches after 40 years
-0.62 inches after 1 month due to Weight of Pad
-2.04 inches after 1 month due to Placement of Casks

0.43 inches from 1 month to 40 years

REFERENCES:

- Bowles, J. E., "Elastic Settlements on Sand Deposits," Proc ASCE, JGED, Vol 113, No. 8, August 1987, pp846-860.
- Geomatrix (1997), PFSF Calculation 05996.01-G(P05)-1, Rev 0, "Development of Soil and Foundation Parameters in Support of Dynamic Soil-structure Interaction Analyses," prepared by Geomatrix Consultants, Inc, San Francisco, CA, March 1997.
- Geosphere (1997), PFSF Report No. 05996.01-G(PO9), Rev 0, "Seismic Survey of the Private Fuel Storage Facility, Skull Valley, Utah," prepared by Geosphere Midwest, Midland MI, February 1997.
- Ladd, C. C., "Settlement Analyses for Cohesive Soils," Research Report R71-2, Soils Publication 272, MIT, Cambridge, MA, 1971.
- SWEC Calc 05996.01-G(B)-01-1, "Document Bases for Recommended Values of Dynamic Soil Properties and Coefficient of Subgrade Reaction," Stone & Webster, Boston, MA, 05-08-97.
- SWEC Calc 05996.01-G(B)-05-0, "Document Bases for Geotechnical Parameters Provided in Geotechnical Design Criteria," Stone & Webster, Boston, MA, 05-08-97.
- SWEC Drawing 0599601-EY-2-E, "Site Plan—General Arrangement," Stone & Webster, Denver, CO, 4-11-97.

Rev. 3

- Cone Penetration Testing, Geotechnical Applications Guide, produced by ConeTech Inc. & Gregg In Situ Inc., Second Edition, October 1998.
- Presentation of Cone Penetration Testing Results of Soils at the Private Fuel Storage Facility, Skull Valley, Utah Report No. 05996.02-G(P030) Rev. 1, prepared for Stone & Webster Engineering Corporation, prepared by ConeTec, Inc., Salt Lake City, Utah, May 1999.

TABLE 1

CALCULATION OF ELASTIC SETTLEMENTS OF LAYERS 1 TO 3 USING LOW-STRAIN MODULI

LAYER	z FT	$z_{\mathbb{C}}$ FT	$\Delta\bar{\sigma}_v$ KSF	E^*_{MAX} KSF	$\Delta\rho_{MIN}$ IN.
1	3	16.5	1.25	3780	$(30'-3')\ \frac{\Delta\bar{\sigma}_v}{E_{MAX}} = 0.107''$ ← ~90% OF TOTAL FOR LAYERS 1 TO 3
2	30	42	0.80	44,936	$(60'-30')$ " $= 0.006''$
3	60	87	0.49	44,936	$(120'-60')$ " $= 0.008''$
	120				$\Sigma = 0.12''$

↑ BELOW BOTTOM OF PAD

$\Delta\bar{\sigma}_v$ = INCREASE IN STRESS AT CENTER OF LAYER ASSUMING q AT BASE OF STORAGE PAD = 1.47 KSF + 3' × 0.15 KCF = 1.93 KSF DISTRIBUTED 2V:1H WITH RESPECT TO DEPTH

$$\therefore \quad \Delta\bar{\sigma}_v = \frac{1.93\ \frac{K}{FT^2} \times 30\ FT}{30 + z}$$

← NOTE: THIS IGNORES EFFECT OF ADJACENT PAD LOADING. ¾ WT OF SOIL REMOVED TO CONSTRUCT PAD (3 × 0.080 KCF = 0.24 KSF).

$$E = \frac{\Delta\bar{\sigma}_v}{\varepsilon_v} \quad \therefore \quad \varepsilon_v = \frac{\Delta\bar{\sigma}_v}{E}$$

$$\Delta\rho = \Delta z\ \varepsilon_v = (z_{BOTTOM} - z_{TOP})\ FT \times 12\ \frac{IN.}{FT} \times \frac{\Delta\bar{\sigma}_v\ KSF}{E\ KSF}$$

* E_{MAX} VALUES FROM TABLE 1 OF CALC 05996.01-G(B)-01-1

Table 2A
Determination of Coefficients of Secondary Compression

Test ID	Load tsf	Increment tsf	t_{MAX} minutes	Remarks	Over 1 Log Cycle Strain (%) Start	End	Strain(%)/ Log Cycle Time(min)	Max Past Pressure	Stress Ratio
C1-U3C	0.00	0.10	15	RELOAD	0.140	0.156	-0.016	2.8	0.04
C1-U3C	0.10	0.25	1500	RELOAD	0.557	0.641	-0.084	2.8	0.09
C1-U3C	0.25	0.50	1380	RELOAD	1.080	1.170	-0.090	2.8	0.18
C1-U3C	0.50	1.00	2580	RELOAD	1.900	2.010	-0.110	2.8	0.36
C1-U3C	1.00	2.00	12780	RELOAD	4.120	5.060	-0.940	2.8	0.71
C1-U3C	2.00	0.50	240	UNLOAD	4.660	4.620	0.040	2.8	0.18
C1-U3C	0.50	1.00	960	RELOAD	4.780	4.830	-0.050	2.8	0.36
C1-U3C	1.00	2.00	180	RELOAD	5.160	5.200	-0.040	2.8	0.71
C1-U3C	2.00	4.00	4320	VIRGIN	10.400	11.800	-1.400	2.8	1.43
C1-U3C	4.00	8.00	1080	VIRGIN	20.120	21.440	-1.320	2.8	2.86
C1-U3C	8.00	2.00	60	UNLOAD	20.820	20.720	0.100	8	0.25
C1-U3C	2.00	0.50	120	UNLOAD	19.790	19.640	0.150	8	0.06
C1-U3C	0.50	0.10	240	UNLOAD	18.590	18.390	0.200	8	0.01

Table 2B
Determination of Coefficients of Secondary Compression

Test ID	Load tsf	Increment tsf	t_{MAX} minutes	Remarks	Over 1 Log Cycle Strain (%) Start	End	Strain(%)/ Log Cycle Time(min)	Max Past Pressure	Stress Ratio
C1-U3D	0.00	0.10	8	RELOAD	0.120	-0.011	0.131	3	0.03
C1-U3D	0.10	0.25	36	RELOAD	0.238	0.267	-0.029	3	0.08
C1-U3D	0.25	0.50	60	RELOAD	0.700	0.742	-0.042	3	0.17
C1-U3D	0.50	1.00	78	RELOAD	1.450	1.570	-0.120	3	0.33
C1-U3D	1.00	2.00	15540	RELOAD	3.000	4.100	-1.100	3	0.67
C1-U3D	2.00	4.00	10500	VIRGIN	11.412	13.029	-1.617	3	1.33
C1-U3D	4.00	8.00	2640	VIRGIN	20.353	21.824	-1.471	3	2.67
C1-U3D	8.00	2.00	300	UNLOAD	21.570	21.520	0.050	8	0.25
C1-U3D	2.00	0.50	960	UNLOAD	20.300	20.100	0.200	8	0.06
C1-U3D	0.50	1.00	180	RELOAD	20.342	20.370	-0.028	8	0.13
C1-U3D	1.00	2.00	4080	RELOAD	20.980	21.010	-0.030	8	0.25
C1-U3D	2.00	4.00	180	RELOAD	21.670	21.740	-0.070	8	0.50
C1-U3D	4.00	8.00	240	RELOAD	22.840	23.130	-0.290	8	1.00
C1-U3D	8.00	2.00	900	UNLOAD	22.388	22.365	0.023	8	0.25
C1-U3D	2.00	0.50	60	UNLOAD	21.290	21.180	0.110	8	0.06
C1-U3D	0.50	0.10	180	UNLOAD	19.660	19.420	0.240	8	0.01

Table 2C
Determination of Coefficients of Secondary Compression

Test ID	Load tsf	Increment tsf	t_{MAX} minutes	Remarks	Over 1 Log Cycle Strain (%) Start	End	Strain(%)/ Log Cycle Time(min)	Max Past Pressure	Stress Ratio
C2-U2C	0.00	0.10	22	RELOAD	0.086	0.104	-0.018	3	0.03
C2-U2C	0.10	0.25	1380	RELOAD	0.284	0.341	-0.056	3	0.08
C2-U2C	0.25	0.50	2990	RELOAD	0.649	0.694	-0.045	3	0.17
C2-U2C	0.50	1.00	1500	RELOAD	1.084	1.192	-0.108	3	0.33
C2-U2C	1.00	2.00	16800	RELOAD	2.400	2.912	-0.512	3	0.67
C2-U2C	2.00	0.50	300	UNLOAD				3	0.17
C2-U2C	0.50	1.00	960	RELOAD	2.735	2.759	-0.024	3	0.33
C2-U2C	1.00	2.00	180	RELOAD	3.012	3.036	-0.025	3	0.67
C2-U2C	2.00	4.00	4320	VIRGIN	7.431	8.627	-1.196	3	1.33
C2-U2C	4.00	8.00	1080	VIRGIN	16.118	17.412	-1.294	3	2.67
C2-U2C	8.00	2.00	60	UNLOAD					
C2-U2C	2.00	0.50	174	UNLOAD					
C2-U2C	0.50	0.10	240	UNLOAD					

TABLE 3

CALCULATION OF SETTLEMENTS BENEATH CENTER OF STORAGE PAD

ρ_{total} **3.09 "**

q = **1.93** ksf γ_t = **80.00** pcf GWT > 100 ft below grade

B = **30.00** ft L = **640.00** ft (L = 64 ft, but use 640 ft to emulate strip footing)

D_f = **3.00** ft E_{max} = **3780** ksf (From Table 1 of Calc 05996.01-G(B)-01-1)

STRESSES BENEATH FOOTING:

LAYER	ΔH	z_{grade}	σ_{vo}	z_{ftg}	m	n	I_{corner}	I_{center}	$\Delta\sigma_v$	σ_{vf}
	ft	ft	ksf	ft					ksf	ksf
1A	5.00	5.50	0.44	2.50	6.00	128.00	0.250	1.00	1.69	2.13
1B	5.00	10.50	0.84	7.50	2.00	42.67	0.240	0.96	1.62	2.46
1C	7.00	16.50	1.32	13.50	1.11	23.70	0.213	0.85	1.44	2.76
1D	10.00	25.00	2.00	22.00	0.68	14.55	0.169	0.68	1.14	3.14

Note: $\sigma_{vo} = z_{grade} \times \gamma_t$ $\Delta\sigma_v = (q - \gamma_t D_f) \times I_{center}$ $I_{center} = 4 \times I_{corner}$ $\sigma_{vf} = \sigma_{vo} + \Delta\sigma_v$

I_{corner} = f(m & n) based on Fig 3.40 in Das(1995), where: $m=b/z_{ftg}$, b=B/2 $n = l/z_{ftg}$, where l=L/2

ELASTIC SETTLEMENTS:

LAYER	ΔH	$\Delta\sigma_v$	$\varepsilon_{assumed}$	E/E_{max}	E	ε_{actual}	$\Delta\rho_{elastic}$
	ft	ksf	%		ksf	%	inches
1A	5.00	1.69	0.11	0.41	1564	0.11	0.06
1B	5.00	1.62	0.10	0.43	1637	0.10	0.06
1C	7.00	1.44	0.078	0.49	1850	0.078	0.07
1D	10.00	1.14	0.052	0.58	2197	0.052	0.06
						Total =	**0.25** inches

$\Delta\rho_{elastic}$ = ΔH x 12 in./ft x ε_{actual}

Note: $\varepsilon_{actual} = \Delta\sigma_v / E$

Assume: E / E_{max} Based on G/G_{max} from Geomatrix Calc 05996.01-G(P05)-1, Rev 0, p12/29 of Section 1.3

NOTE: E is directly related to G; i.e., E = 2 x (1+μ) G

PRIMARY CONSOLIDATION SETTLEMENTS:

LAYER	ΔH	σ_{vo}	σ_{vf}	$\Delta\rho_{primary}$
	ft	ksf	ksf	inches
1A	5.00	0.44	2.13	0.57
1B	5.00	0.84	2.46	0.39
1C	7.00	1.32	2.76	0.38
1D	10.00	2.00	3.14	0.33
			Total =	**1.67** inches

$\Delta\rho_{primary}$ = ΔH x 12 in./ft x RR x Log (σ_{vf}/σ_{vo})

Note: 6.00 ksf =Maximum past pressure from consolidation tests - See p 7 Calc 05996.01-G(B)-01

0.014 = RR, See p 13 Calc 05996.01-G(B)-03

TABLE 3 (CONT'D)

CALCULATION OF SETTLEMENTS BENEATH CENTER OF STORAGE PAD

ρ_{total} = 3.09 "

q = 1.93 ksf γ_t = 80.00 pcf GWT > 100 ft below grade

B = 30.00 ft L = 640.00 ft (L = 64 ft, but use 640 ft to emulate strip footing)

D_f = 3.00 ft E_{max} = 3780 ksf (From Table 1 of Calc 05996.01-G(B)-01-1)

SECONDARY SETTLEMENTS:

Δ Secondary Settlement = 12 in./ft x C_α x Log_{10}(Δt in min)

= Log_{10}(40 yrs x 525,960 min/yr)

LAYER	ΔH	σ_{vf}	σ_{vf}/σ_{mpp}	C_α	4.64	7.02	7.32	
	ft	ksf		%/Log Cycle Time (min)	Log Cycles in 1 month inches	Log Cycles in 20 Yrs inches	Log Cycles in 40 Yrs inches	
1A	5.00	2.13	0.35	0.035	0.10	0.15	0.16	
1B	5.00	2.46	0.41	0.042	0.12	0.18	0.18	
1C	7.00	2.76	0.46	0.049	0.19	0.29	0.30	
1D	10.00	3.14	0.52	0.060	0.33	0.50	0.53	
				Total =	0.74	1.12	1.16	inches

Note: C_α = rate of secondary compression & is f(σ_{vf}/σ_{mpp}) - From Figure 2 in Calc 05996.01-G(B)-05

525,960 min = 1 yr = 365.25 days x 24 hr/day x 60 min/hr

43,830 min/month = $\frac{525{,}960}{12}$ min/yr / months/yr

SUMMARY OF SETTLEMENTS:

LAYER	ΔH	z_{grade}	z_{ftg}	$\Delta\rho_{elastic}$	$\Delta\rho_{primary}$	Δ Secondary Settlement 1 month	20 yrs	40 yrs	
	ft	ft	ft	inches	inches	inches	inches	inches	
1A	5.00	5.50	2.50	0.06	0.57	0.10	0.15	0.16	
1B	5.00	10.50	7.50	0.06	0.39	0.12	0.18	0.18	
1C	7.00	16.50	13.50	0.07	0.38	0.19	0.29	0.30	
1D	10.00	25.00	22.00	0.06	0.33	0.33	0.50	0.53	
			Total =	0.25	1.67	0.74	1.12	1.16	inches

Total = **1.93 inches of immediate settlement**
2.66 inches after 1 month
3.04 inches after 20 years
3.09 inches after 40 years

[geot]y05996\calc\settle\pad.xls on 5/8/97

CALCULATION IDENTIFICATION NUMBER

J.O. OR W.O. NO. 05996.01 | DIVISION & GROUP G(B) | CALCULATION NO. 03-1 | OPTIONAL TASK CODE

5010 65

FIGURE 1

PLAN VIEW - TYPICAL STORAGE PAD

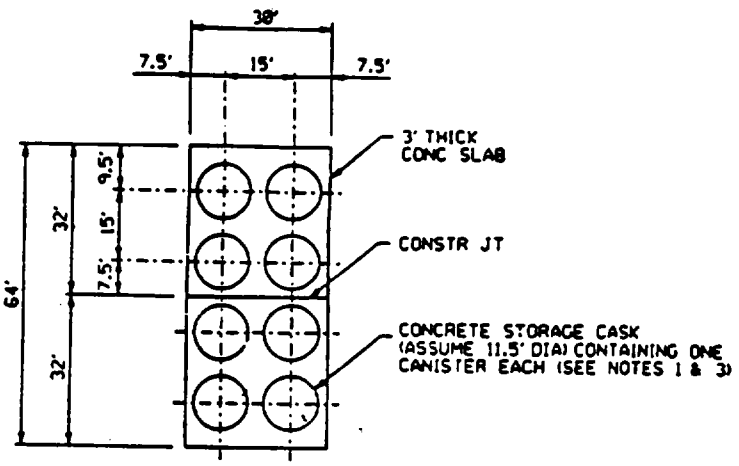

TYP STORAGE PAD
(500 REQD)
SCALE: 1" = 20'-0"

SWEC DRWG 0599601-EY-2-B
NOTE: DIM'S SAME ON " " 2-E

CASK WT = 354 K (P C3 CALC 05996.01-G(B)-05

356.5 K

$$p = \frac{8 \text{ CASKS} \times 354 \text{ K/CASK}}{30' \times 64'}$$

p = 1.475 KSF (1.485)

+ 0.45 KSF (3' CONC PAD × 0.15 KCF)

1.93 KSF AT BOTTOM OF PAD (1.935)

2

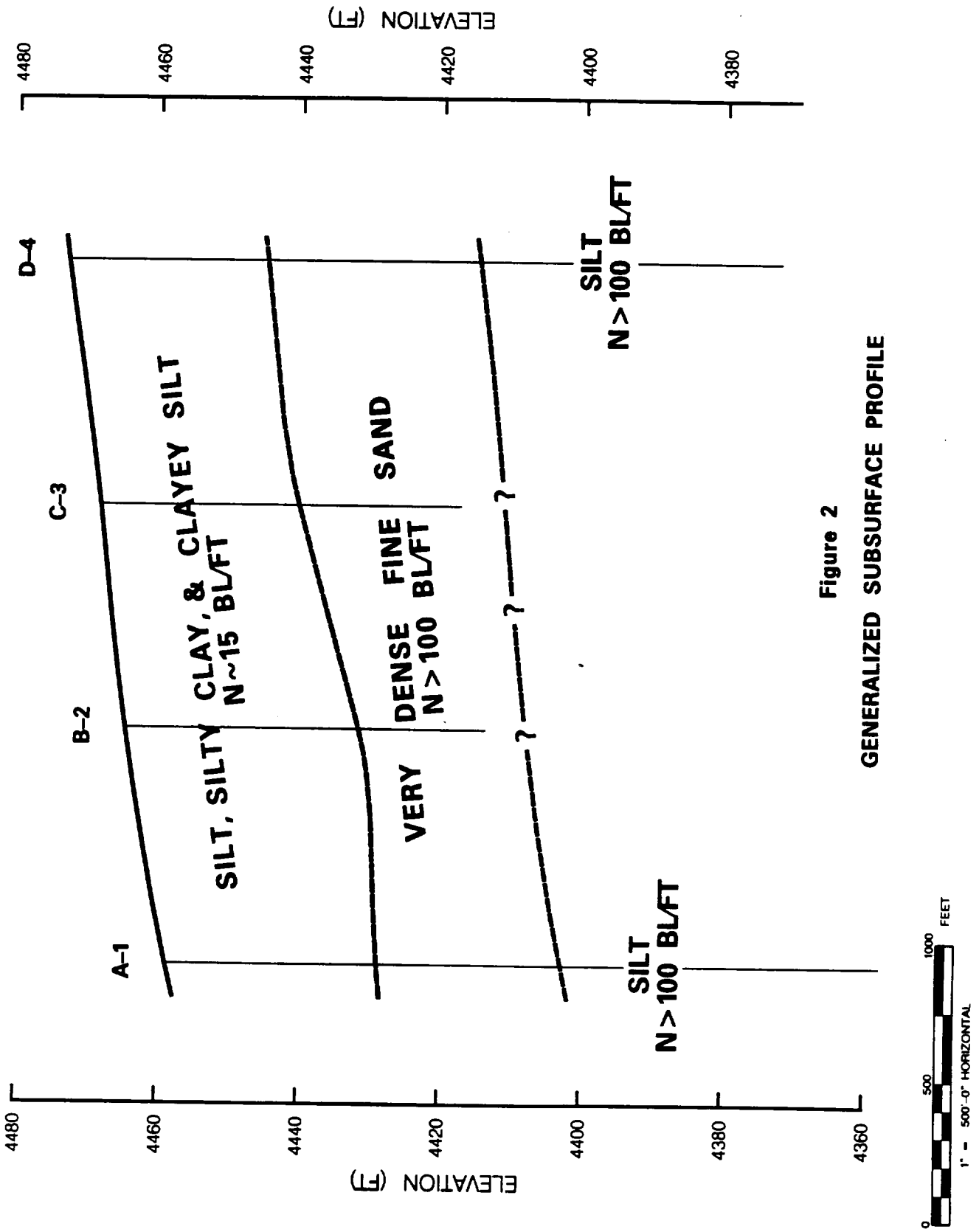

Figure 2

GENERALIZED SUBSURFACE PROFILE

FIGURE 3

FOUNDATION PROFILE - STORAGE PADS

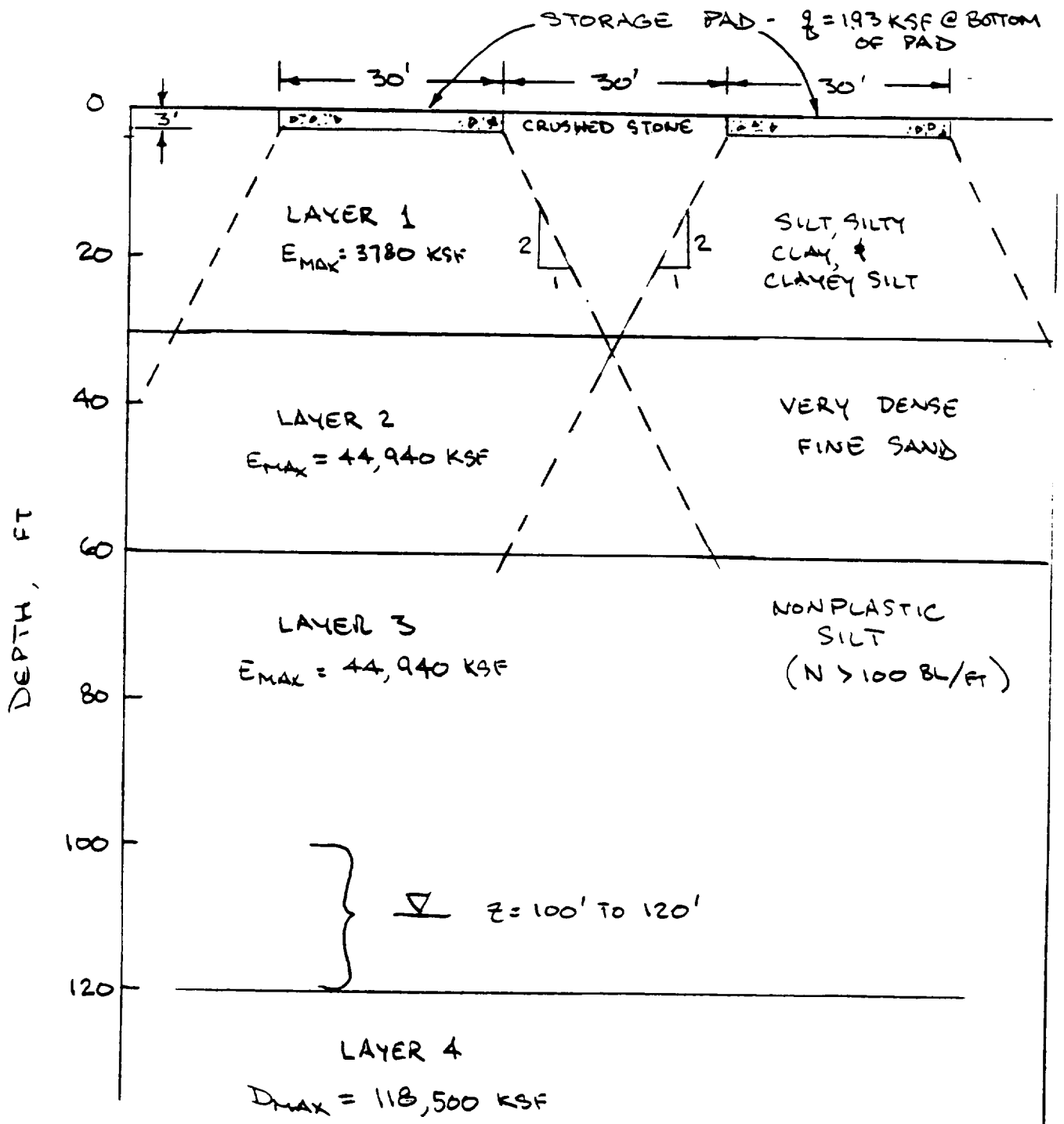

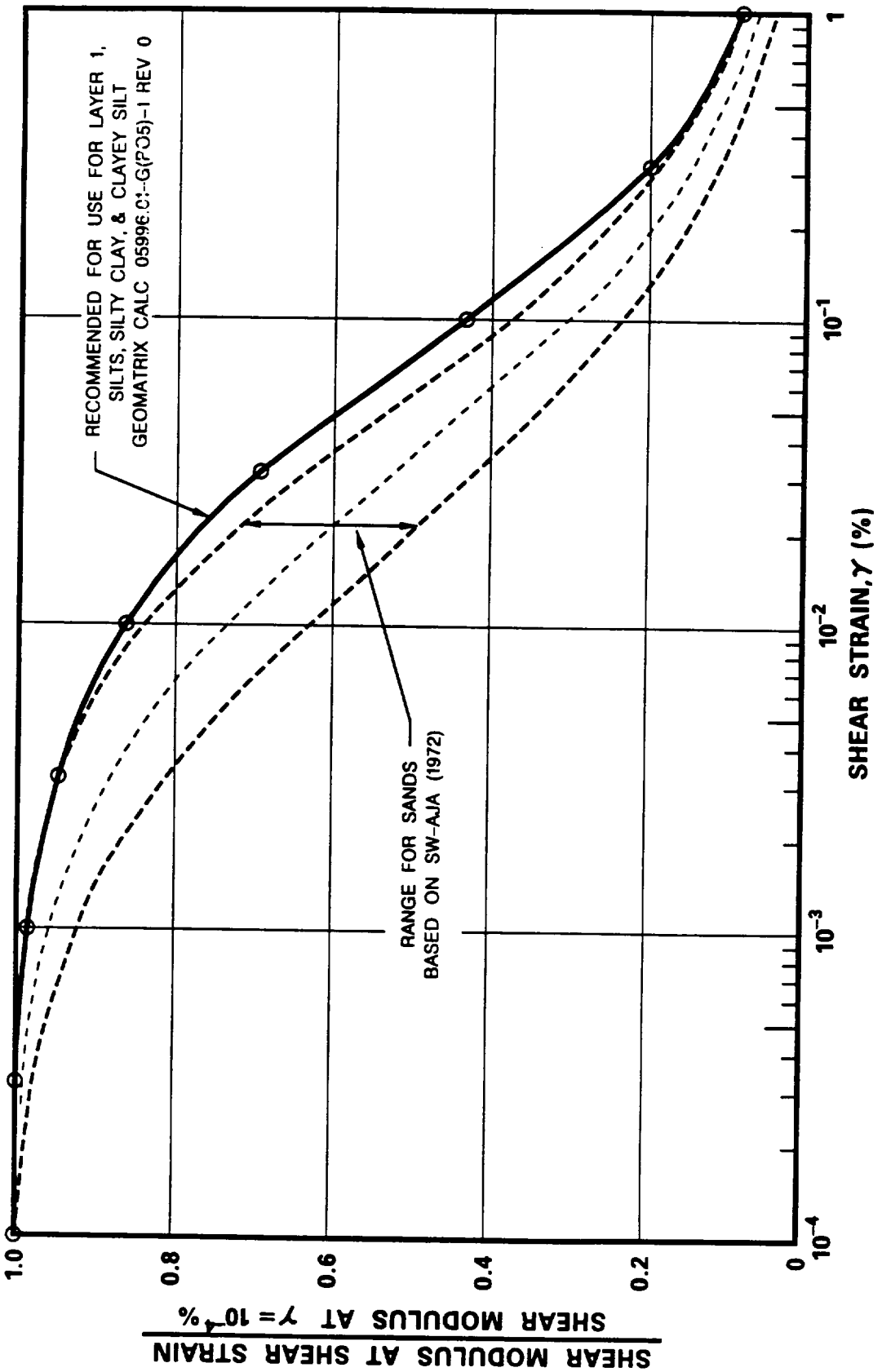

Figure 4

VARIATION OF SHEAR MODULUS WITH SHEAR STRAIN

FIGURE 5
COEFFICIENT OF SECONDARY COMPRESSION VS STRESS RATIO
CONSOLIDATION TEST C1-U3D

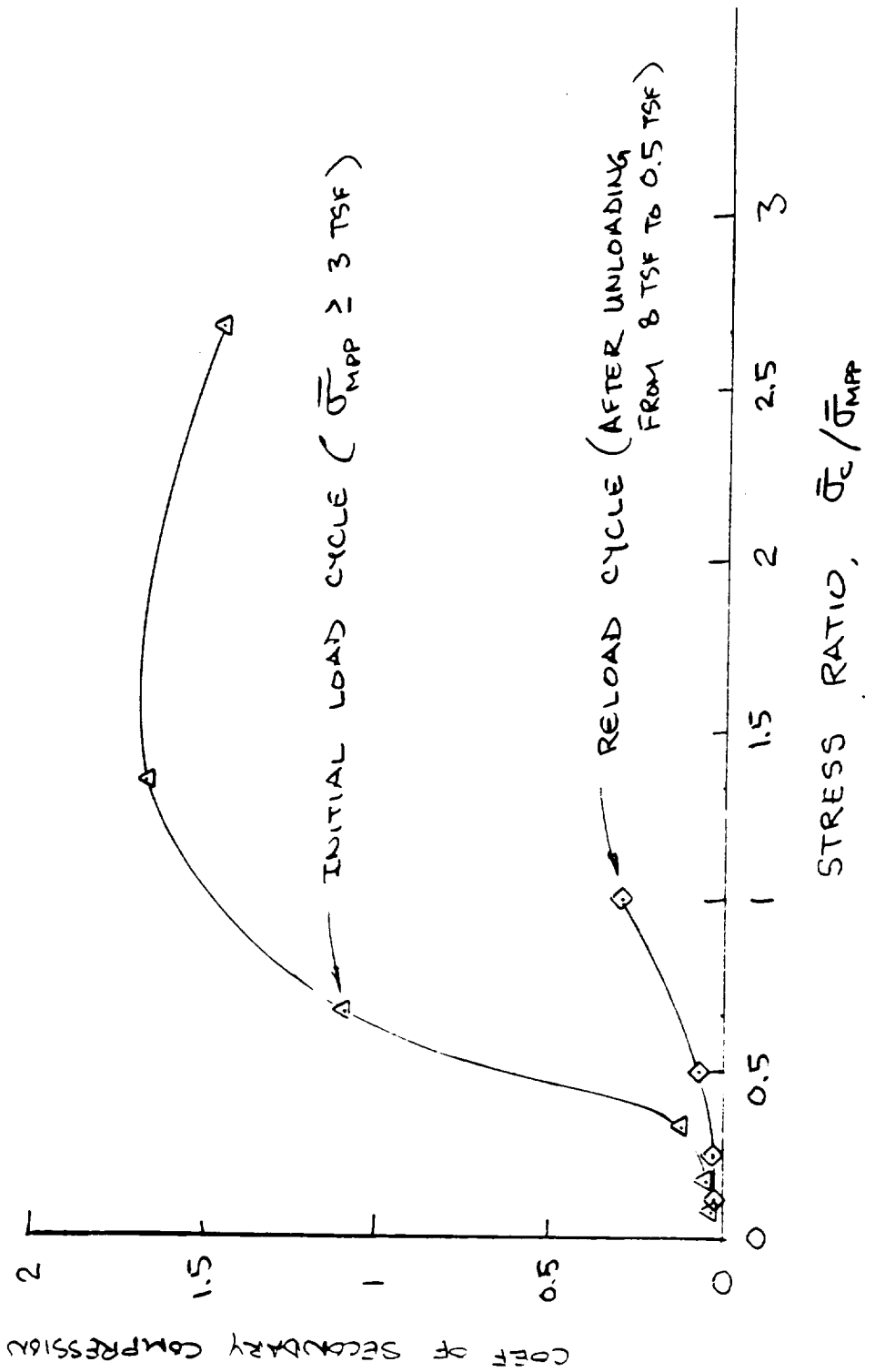

FIGURE 6A

COEFFICIENT OF SECONDARY COMPRESSION VS STRESS RATIO

CONSOLIDATION TEST C1 - U3C

(SAMPLE WAS NOT INUNDATED - Z = 11.2')

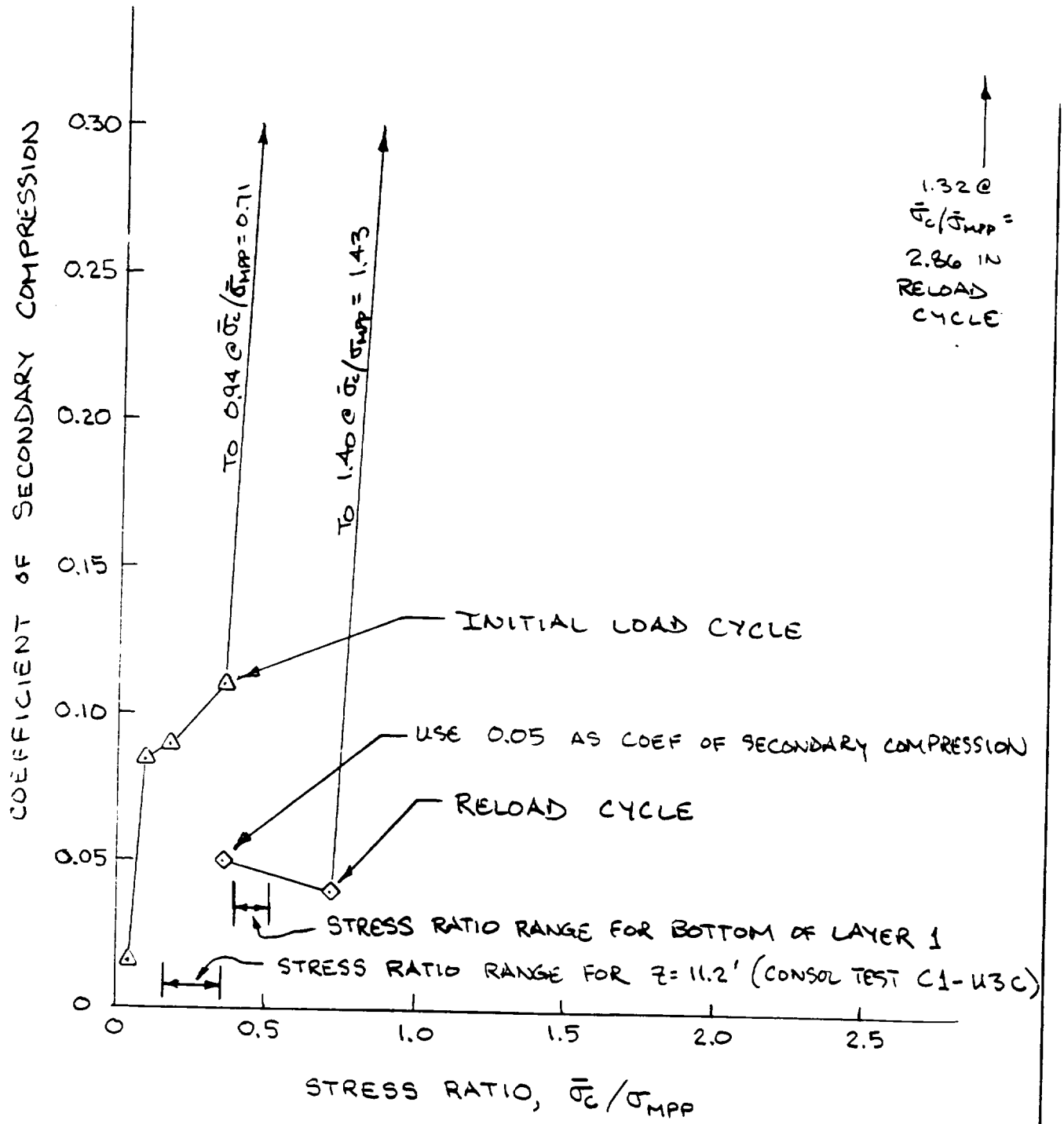

FIGURE 6B

COEFFICIENT OF SECONDARY COMPRESSION VS STRESS RATIO

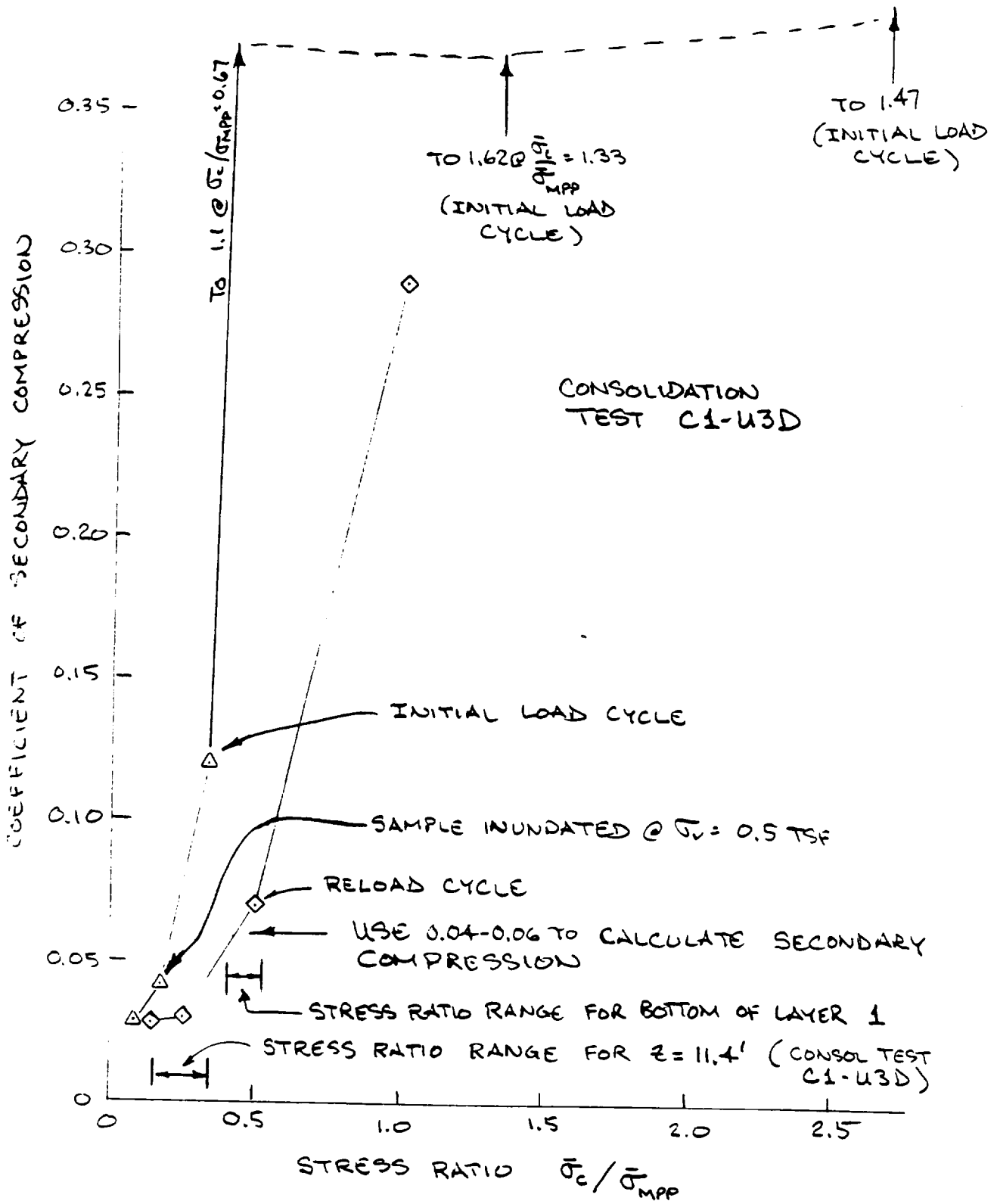

FIGURE 6C

COEFFICIENT OF SECONDARY COMPRESSION VS STRESS RATIO

CONSOLIDATION TEST C2-U2C

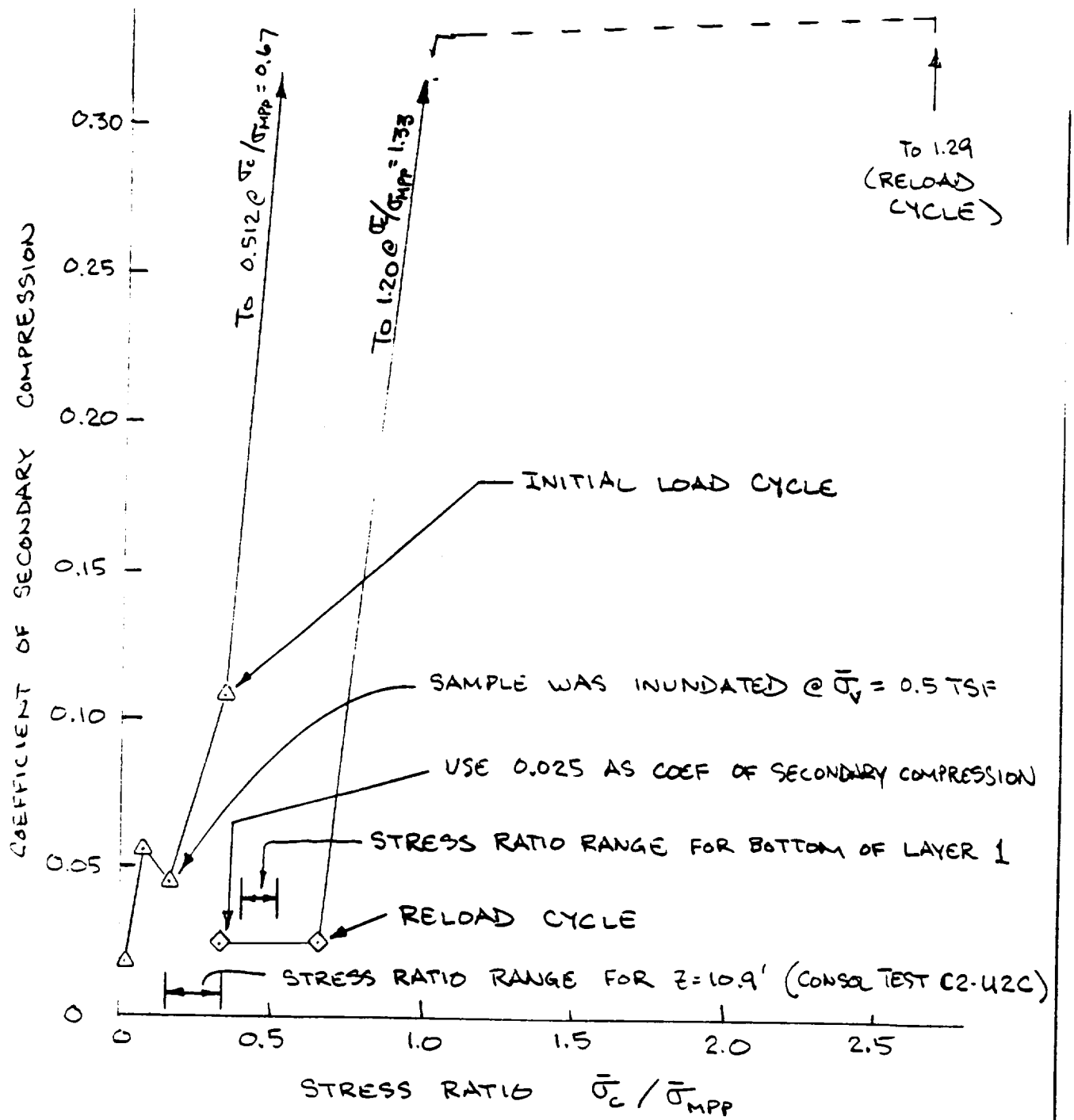

STORAGE PAD 354 K

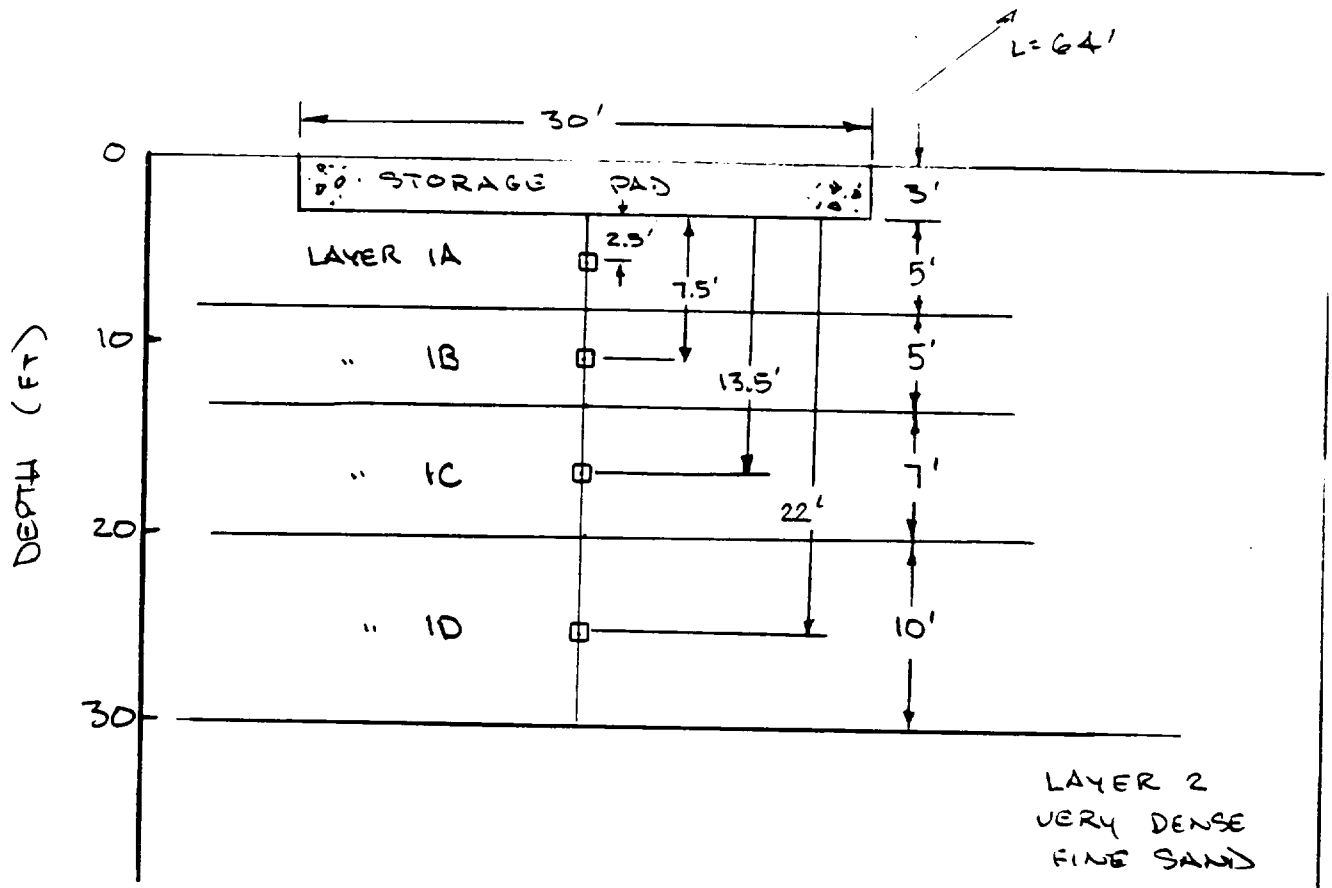

FIGURE 7

STORAGE PAD FOUNDATION PROFILE SHOWING SUBLAYERS USED TO ESTIMATE SETTLEMENTS OF LAYER 1

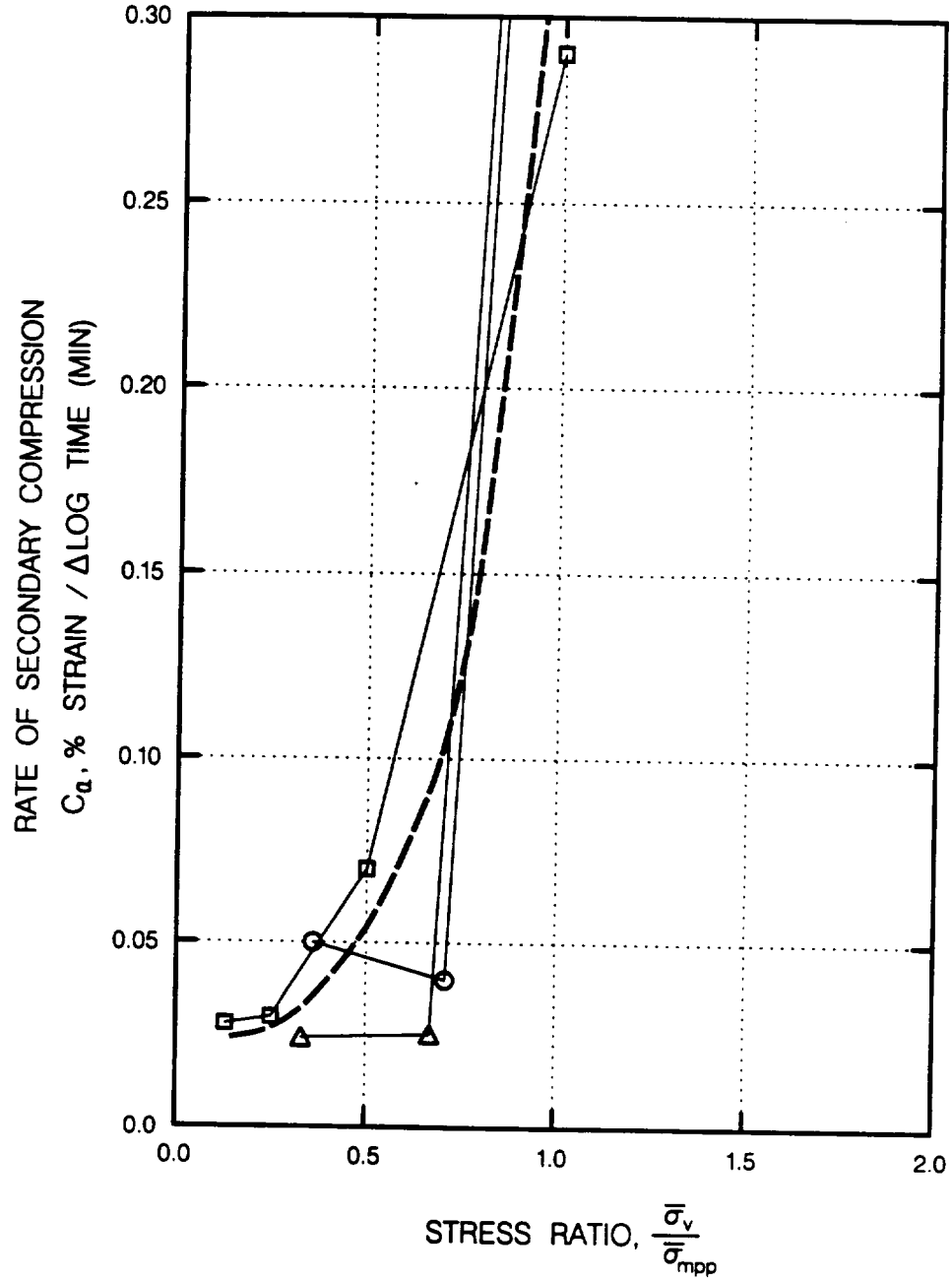

KEY

SYMBOL	TEST ID
○	C1–U3C
□	C1–U3D
△	C2–U2C

Figure 8

RATE OF SECONDARY COMPRESSION VS STRESS RATIO

BASED ON RELOADING PORTIONS OF CONSOLIDATION TESTS

Use the Schmertmann method shown on page C-3 from the Geotechnical Applications Guide prepared by ConeTec, 1998. This method is recommended for settlement analysis of soils that behave as a granular soil.

The method will be performed by hand using the Schmertmann method.

$$S = C_1 C_2 \Delta p \sum \left(\frac{I_z}{C_3 E_s} \right) \Delta z$$

$C_1 = 1 - 0.5(\sigma_1' / q_{net})$

$q_{net} = 1.935 - (3' \times 80 \text{ pcf}) = 1.695 \text{ ksf} = \Delta p$

$C_1 = 1 - 0.5(240 \text{ psf} / 1695 \text{ psf}) = 0.929$

$C_2 = 1 + 0.2 \log(10 \cdot t_{yr})$ say $t_{yr} = 40$

$= 1 + 0.2 \log(400) = 1.52$

$\alpha = 5$ for aged, normally consolidated sands (>1000 yrs)

$B = 30'$ $L = 10 \times 60 = 600$ (pads very closely spaced) $L/B = 600/30 = 20$ use $L/B = 10$ strip footing

$I_{zp} = 0.5 + 0.1 \sqrt{\frac{\Delta p}{\sigma_z'}} = 0.5 + 0.1 \sqrt{\frac{1.695 \text{ ksf}}{30' \times 0.80 \text{ kcf}}} = 0.58$

$I_z = 0.2$ at base of foundation
$= 0.58$ at B (30') below foundation

$C_3 = 1.75$ for strip footings

STONE & WEBSTER ENGINEERING CORPORATION

CALCULATION SHEET

▲ 5010.65

CALCULATION IDENTIFICATION NUMBER				PAGE 41
J.O. OR W.O. NO.	DIVISION & GROUP	CALCULATION NO.	OPTIONAL TASK CODE	
05996.02	G(B)	03-3		

Use CPT-1 data to determine settlement (see p. 42)

Depth	Δz	Q_z, tsf	I_z (Top of layer)	E_s, tsf (αQ_c)	$\frac{I_z \Delta z}{C_3 E_s}$	ΔS ft	ΔS in
3 - 12	9	22	0.2	110	.0094	.0113	.135
12 - 14.8	2.8	40	.26	200	.0024	.0028	.034
14.8 - 16.1	1.3	45	.30	225	.0012	.0014	.017
16.1 - 20.9	4.8	40	.32	200	.0055	.0066	.079
20.9 - 24.3	3.4	30	0.4	150	.0065	.0078	.093
24.3 - 25.2	0.9	45	.44	225	.0011	.0013	.015
25.2 - 25.5	0.3	65	.46	325	.00025	.00030	.0036
25.5 - 27.0	1.5	80	.47	400	.00098	.0012	.014
							0.391"

$E_s = 5 \times Q_c$

Att. C $\Sigma_{\Delta S} = 0.43"$

~10% difference and computerized version is more complete & accurate

$$S = C_1 C_2 \Delta p \sum \left(\frac{I_z}{C_3 E_s}\right) \Delta z$$

$$= (0.929)(1.52)(1.695 \text{ ksf}/2) = 1.197 \text{ ksf}$$

CALC 05996.02-G(B)-03-3

P42

Stone & Webster

Site: CPT-1
Location: PFSF (05996.02)

Cone: 20 TON A 041
Date: 04:24:99 09:26

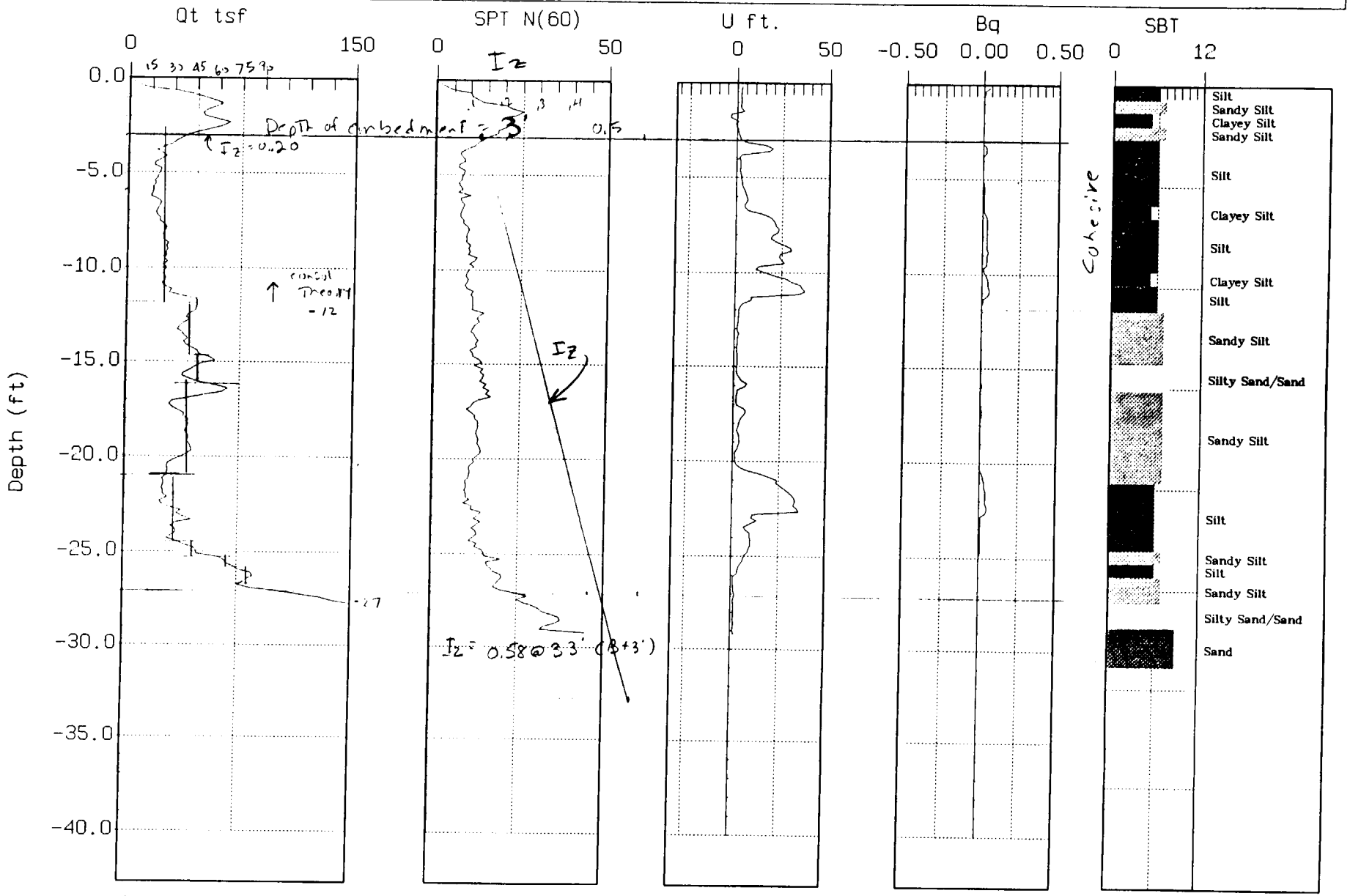

Max. Depth: 29.20 (ft)

Depth Inc.: 0.164 (ft)

SBT: Soil Behavior Type (Robertson and Campanella 1988)

Settlement Refinement

The settlements calculated in Attachment C include the entire soil profile penetrated by the cone penetrometer. The Schmertmann method applies to soils that behave as granular; therefore, those soils that are not granular should be removed from the settlement calculation when using Schmertmann's method. The CPT test results include an SBT, soil behavior type, which is a number between 1 and 12. Plots of this SBT and a graphical representation of the soil types are presented in the ConeTec (1999) report. Using those results, which are also shown on the spreadsheets within Appendix C, layers with an SBT of 5 or below (and plotted graphically as 5 or lower) were removed from the settlement soil profile. The settlements from these layers were subtracted from the settlement value for the entire soil profile. Page 44 presents a summary of the settlement results using the entire profile and removing the SBT type 5 and lower soils (clayey silt to silty clay).

Also note that the α used to determine the modulus, E_s, is subject to interpretation. If the value of α is decreased to 2.5 from the 5 that was used, the settlements, which are directly proportional to E_s, will double. The settlements would, in that case, be on the order of 0.8 to 1 inches, versus the approximately 0.4 to 0.5 inches calculated using an α of 5 for aged soils.

STONE & WEBSTER ENGINEERING CORPORATION

CALCULATION SHEET

▲5010.65

CALCULATION IDENTIFICATION NUMBER				PAGE 44
J.O. OR W.O. NO.	DIVISION & GROUP	CALCULATION NO.	OPTIONAL TASK CODE	
05996.02	G(B)	03-3		

CPT NO.	DEPTH FEET	SETTLEMENT* INCHES	SETTLEMENT** INCHES	
1	29.2	0.43	0.40 ✓	
2	26.41	0.41	0.41 ✓	
3	28.87	0.38	0.38	vs 0.37 ***
4	27.89	0.55	0.40	0.41
5	25.26	0.46	0.29	0.33
6	24.28	0.38	0.38	0.37
7	29.36	0.47	0.35	0.37
8	27.39	0.43	0.43 ✓	
9	27.72	0.44	0.44 ✓	
10	26.74	0.52	0.50 (max) ✓	
11	25.26	0.43	0.41	0.40
12	25.59	0.47	0.35	0.38
13	27.89	0.38	0.33	0.34
14	27.07	0.37	0.37 ✓	
15	28.21	0.50	0.32	0.31
16	26.57	0.46	0.44	0.43
17	25.92	0.42	0.36	0.38
18	26.74	0.52	0.37	0.32
19	28.87	0.39	0.39 ✓	
20	28.21	0.39	0.39	0.38
21	29.69	0.47	0.28	0.30
22	28.21	0.39	0.32	0.31
23	25.75	0.40	0.35 ✓	
24	24.77	0.41	0.31 ✓	
25	29.2	0.39	0.34	0.35
26	28.54	0.34 (min)	0.33	0.34
27	27.72	0.41	0.36 ✓	
28	27.89	0.41	0.41 ✓	
29	27.89	0.49	0.45 ✓	
30	26.08	0.46	0.32	0.31
31	27.72	0.40	0.24 (min)	0.23
32	30.18	0.42	0.25	0.29
33	29.69	0.41	0.40	0.39
34	28.54	0.49	0.26 ~~0.38~~	0.25
35	27.89	0.44	0.39	0.40
36	26.41	0.36	0.36 ✓	
37	30.84	0.54	0.39	0.38
38	32.15	0.56(max)	0.40	0.38
39	24.61	0.45	0.45	0.44

Max. differential = 0.26 inches vs 0.27 OK

*Entire profile

**Removing SBT < or = 5 MANUALLY (INCLUDES OCCASIONAL THIN LAYERS OF SBT = 6)

*** CHECKED IN NO_CLAY.XLS SLIGHT DIFF'S ARE NOT SIGNIFICANT

Settlement using Schmertmann method:

$$\Delta S = C_1 C_2 \Delta p \sum \left(\frac{I_z}{C_3 E_s'} \right) \Delta Z$$

Summary of Schmertmann analysis

The results of the settlement analysis using the CPT data and the Schmertmann method for soils which behave as granular materials, shows that the magnitude of expected settlement within these soils varies between 0.50 and 0.24 inches over the site investigated. The settlement results, omitting the SBT less than 5 soils, are presented on page 46. This plot indicates that differential settlement between CPT locations average less than 0.1 inches for the CPT tests within each cask storage quadrant, therefore, differential settlements of each cask foundation is expected to be equal to or less than 0.1 inches based on the Schmertmann analysis.

CALC 05996.02-GKB)-3-3
P. 46

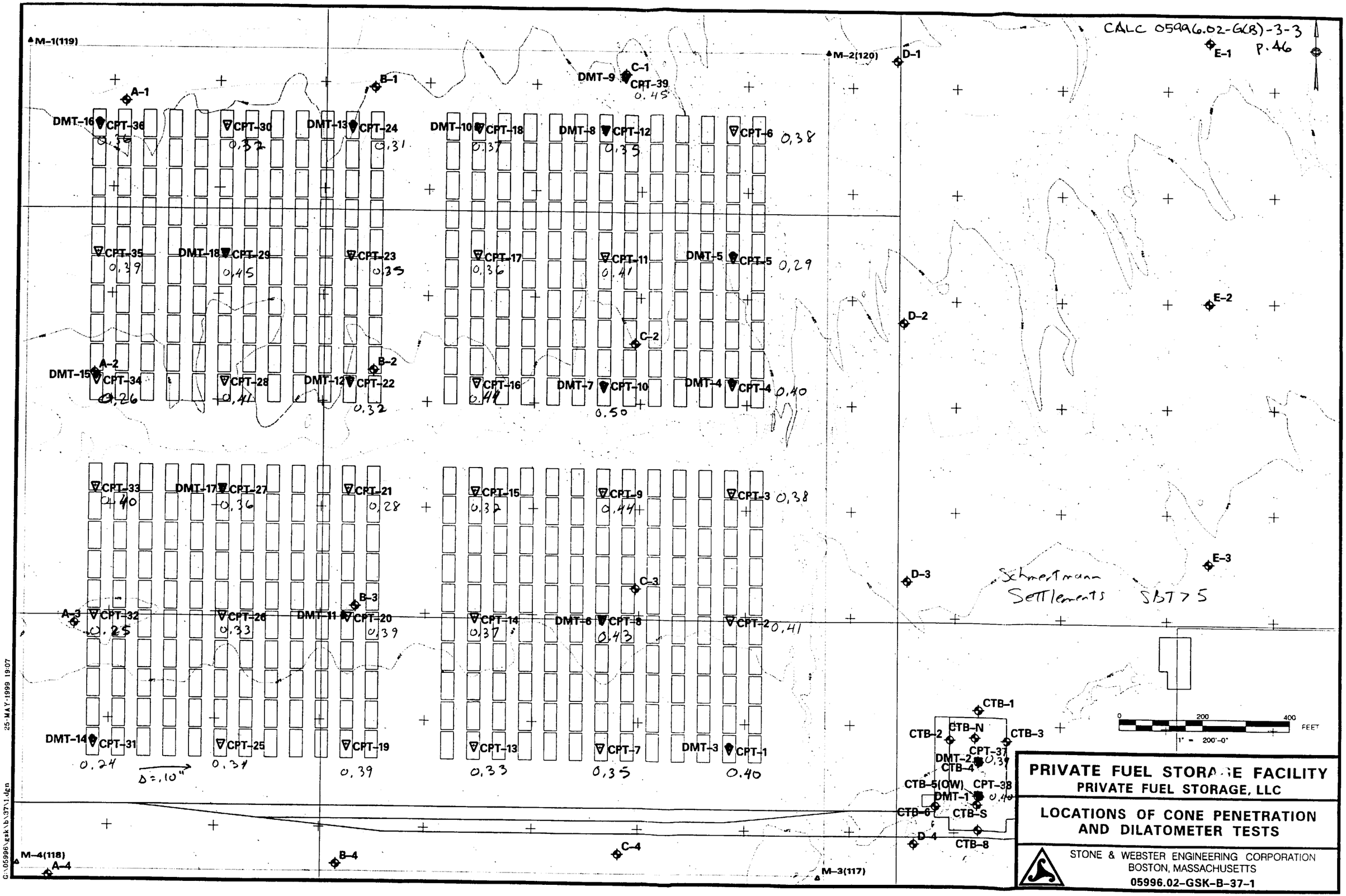

PRIVATE FUEL STORAGE FACILITY
PRIVATE FUEL STORAGE, LLC

LOCATIONS OF CONE PENETRATION AND DILATOMETER TESTS

STONE & WEBSTER ENGINEERING CORPORATION
BOSTON, MASSACHUSETTS
05996.02-GSK-B-37-1

ATTACHMENT A
CALC 05996.01-G(B)-03-1
P. A1/1

NOTED MAY 1 2 1997 P.J. Tinken

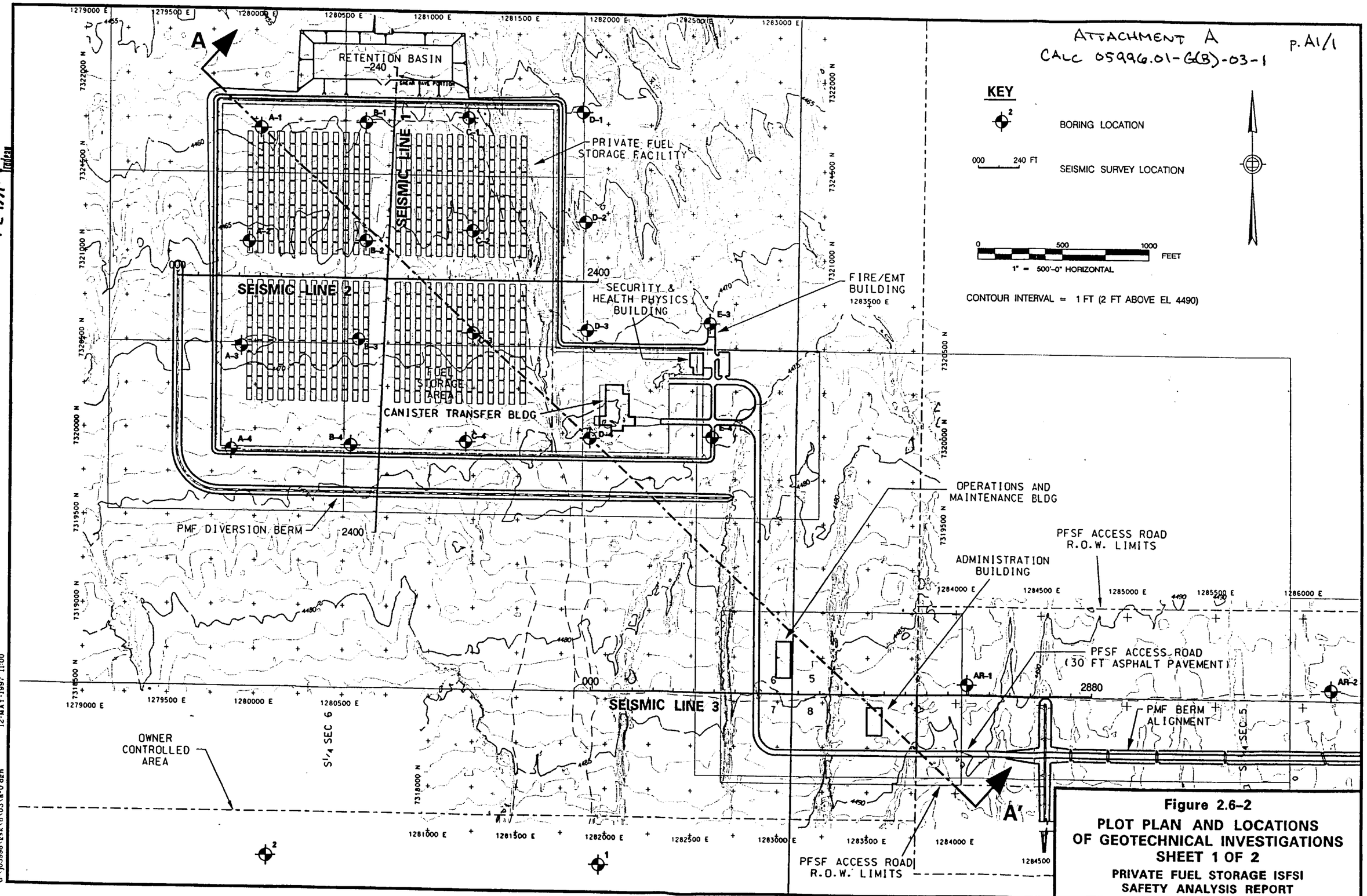

Figure 2.6-2
PLOT PLAN AND LOCATIONS OF GEOTECHNICAL INVESTIGATIONS SHEET 1 OF 2
PRIVATE FUEL STORAGE ISFSI SAFETY ANALYSIS REPORT

G:\05996\ek\b\03\a-0.dgn 12-MAY-1997 11:00

NOTED FEB 1 2 1997 P. J. Trudeau
▲ 5010 65

CALCULATION IDENTIFICATION NUMBER				
J.O. OR W.O. NO.	DIVISION & GROUP	CALCULATION NO.	OPTIONAL TASK CODE	PAGE B-1
05996.01	G(B)	03 - 1		

ATTACHMENT B

STRAIN VS TIME PLOTS FOR CONSOLIDATION

TEST C1 - U3C B-2 TO B-14
C1 - U3D B-15 TO B-30
C2 - U2C B-31 TO B-43

NOTE: NO CHANGES WERE MADE TO THE FOLLOWING PAGES IN REV 1 (pp B-2 TO B-43)

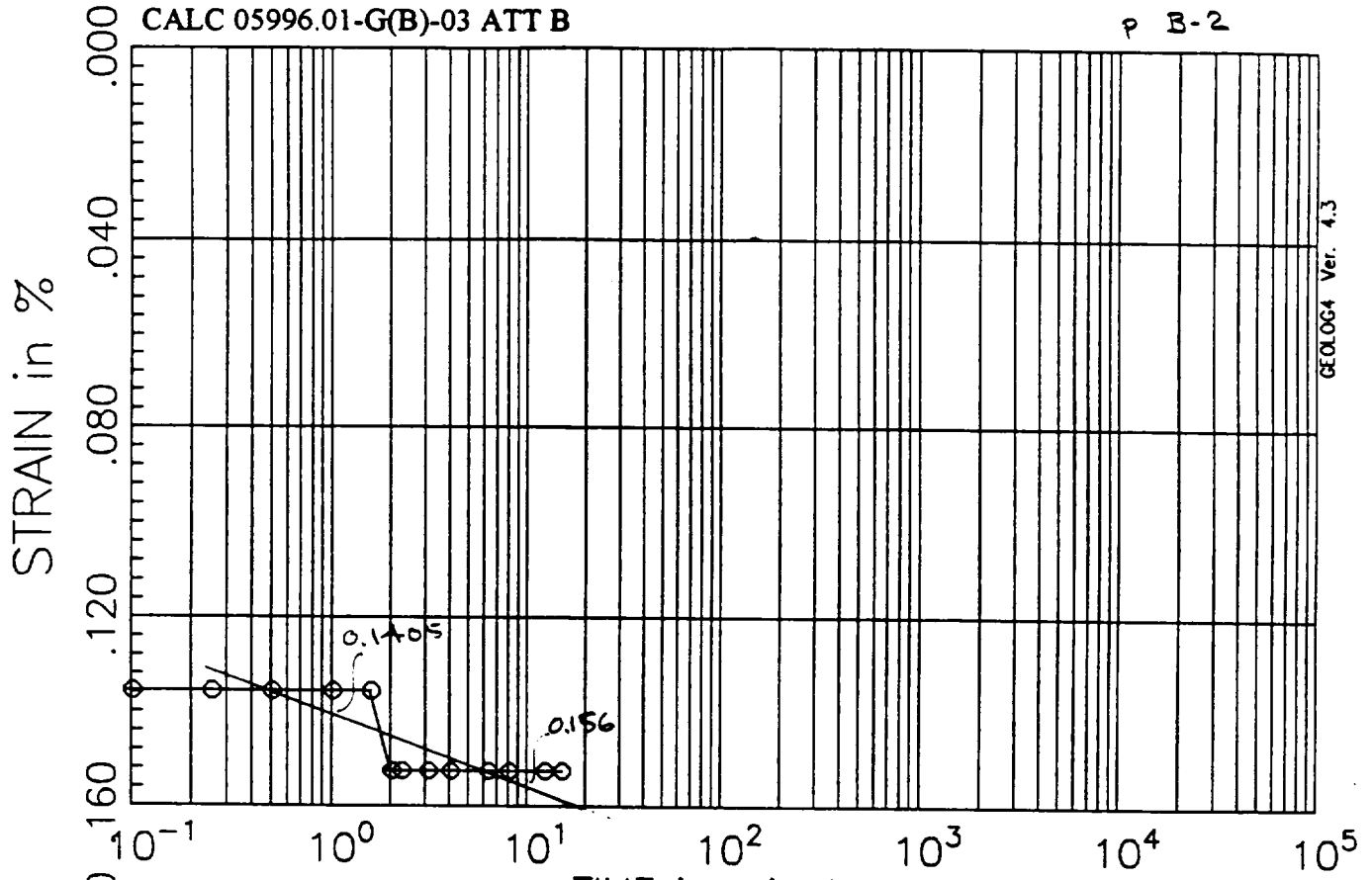

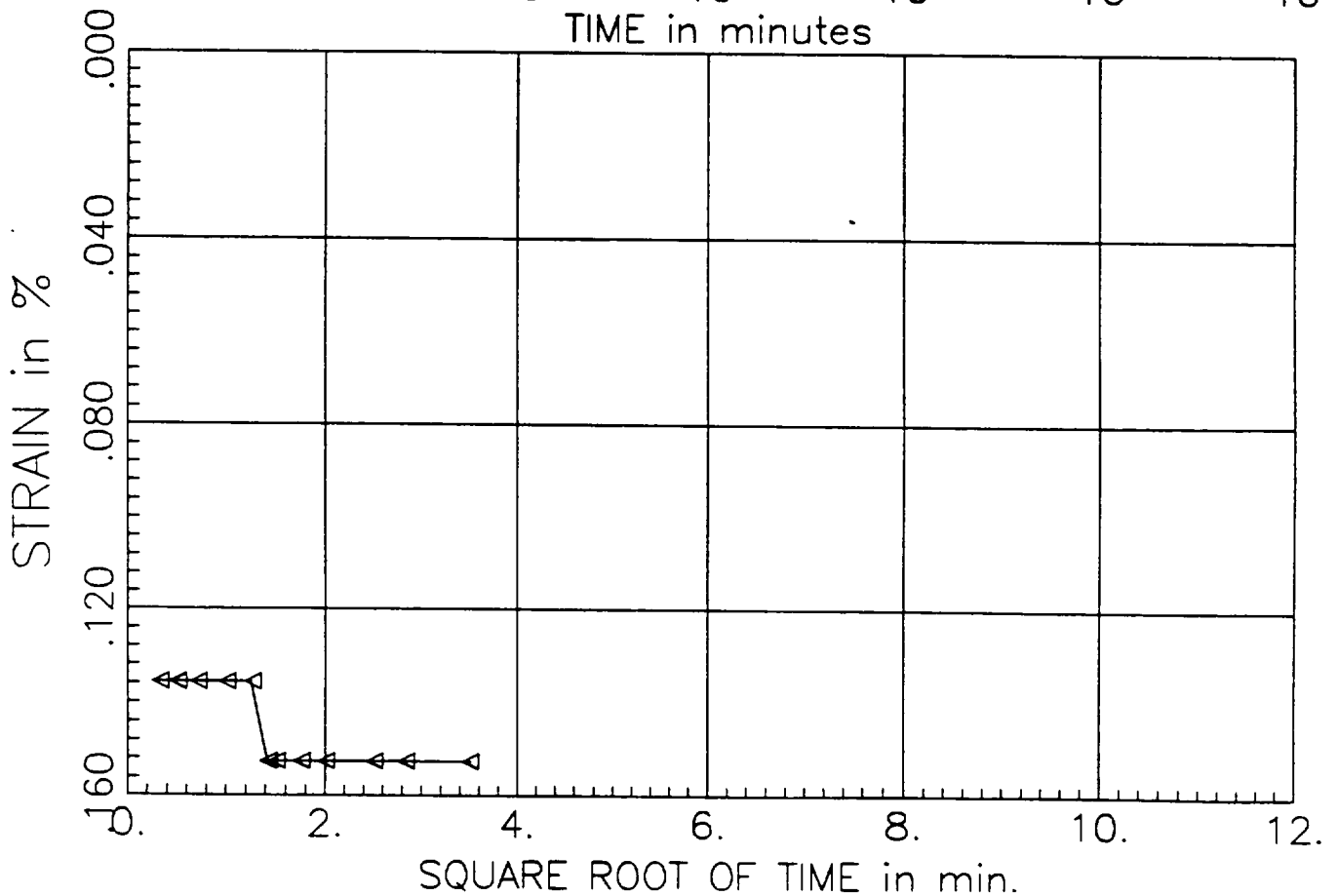

PRESSURE INCREMENT
from 0.00 tsf to 0.10 tsf

Test No: 4
Testname: C1-U3C

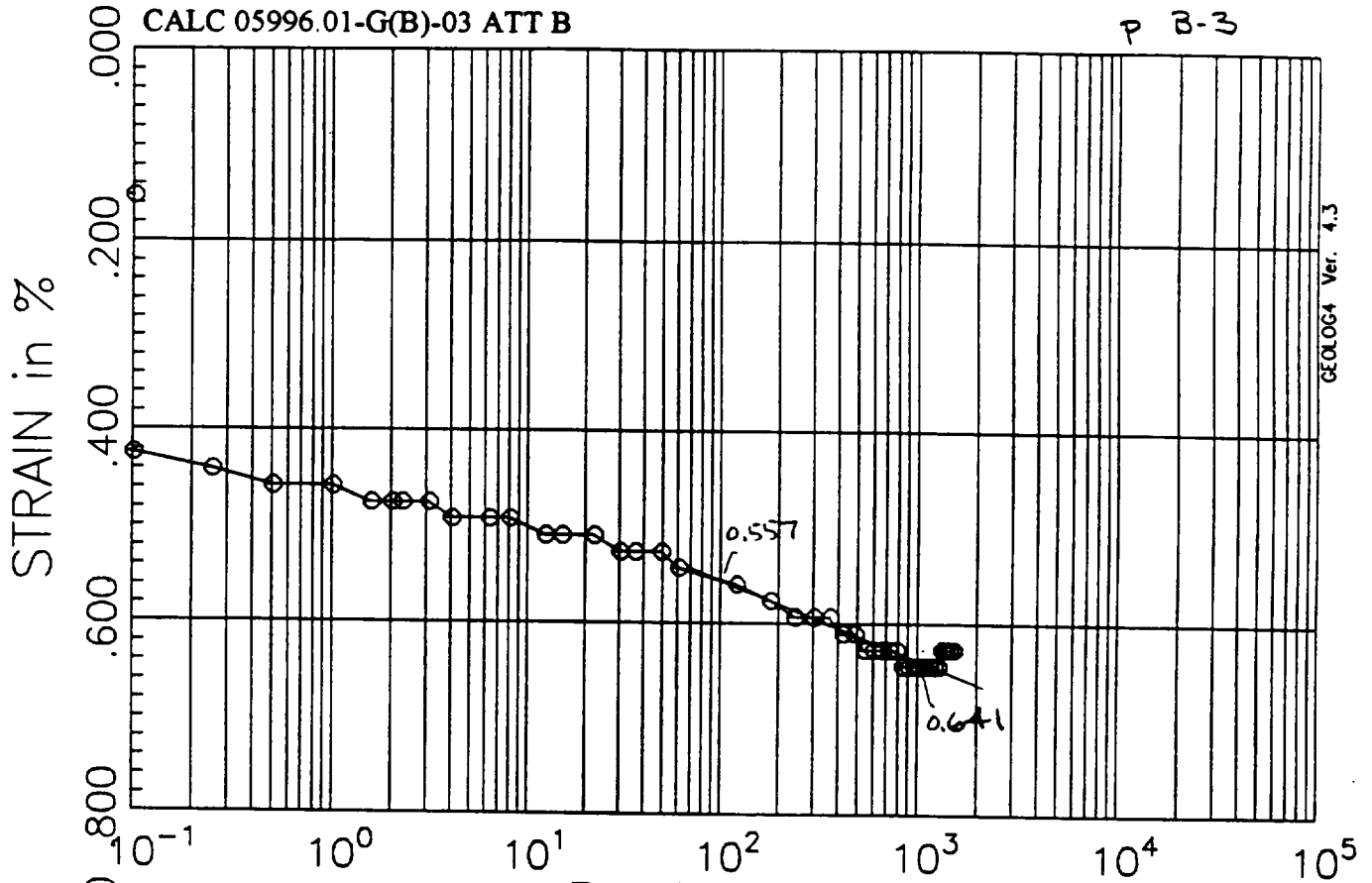

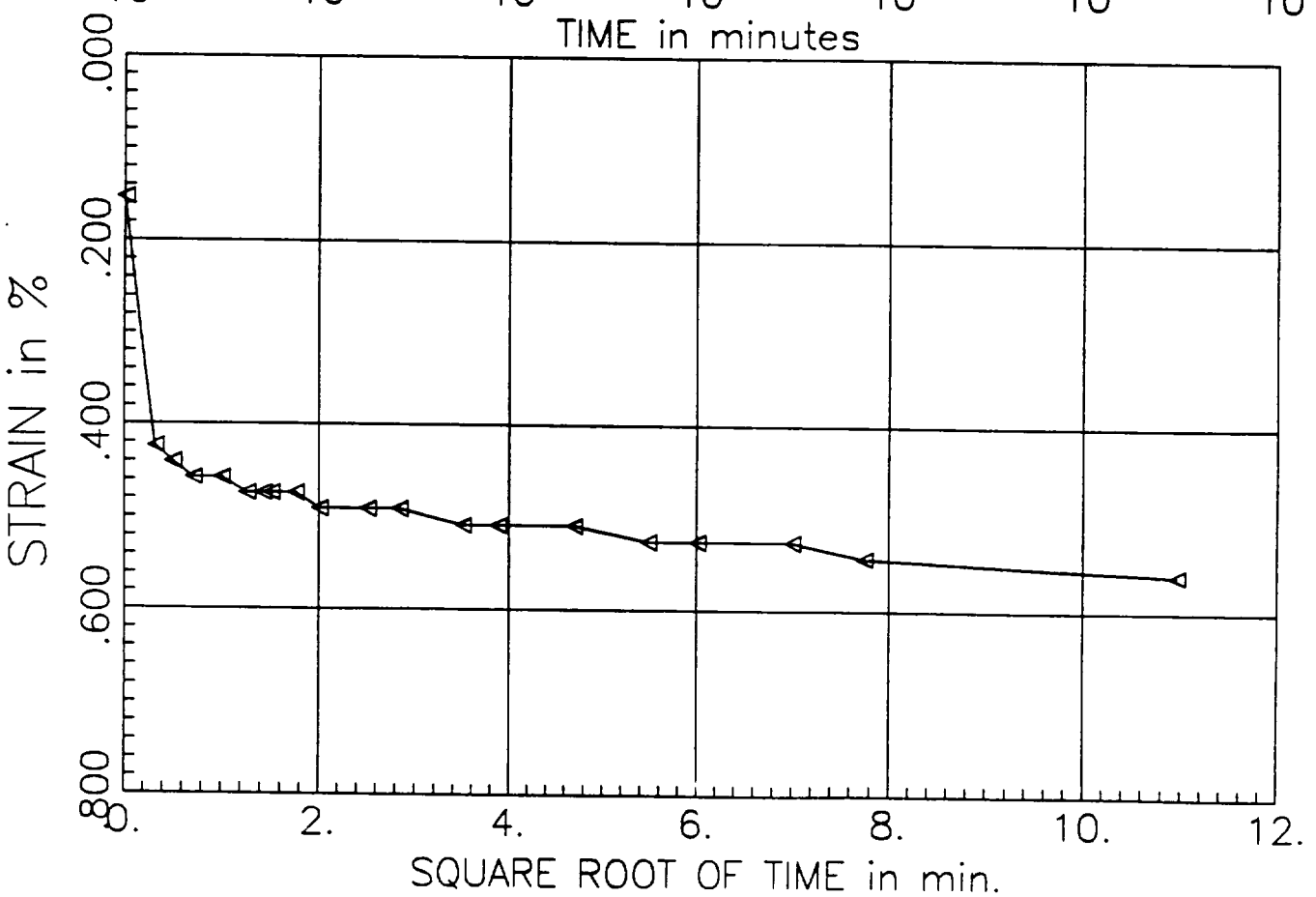

PRESSURE INCREMENT
from 0.10 tsf to 0.25 tsf

Test No: 4
Testname: C1-U3C

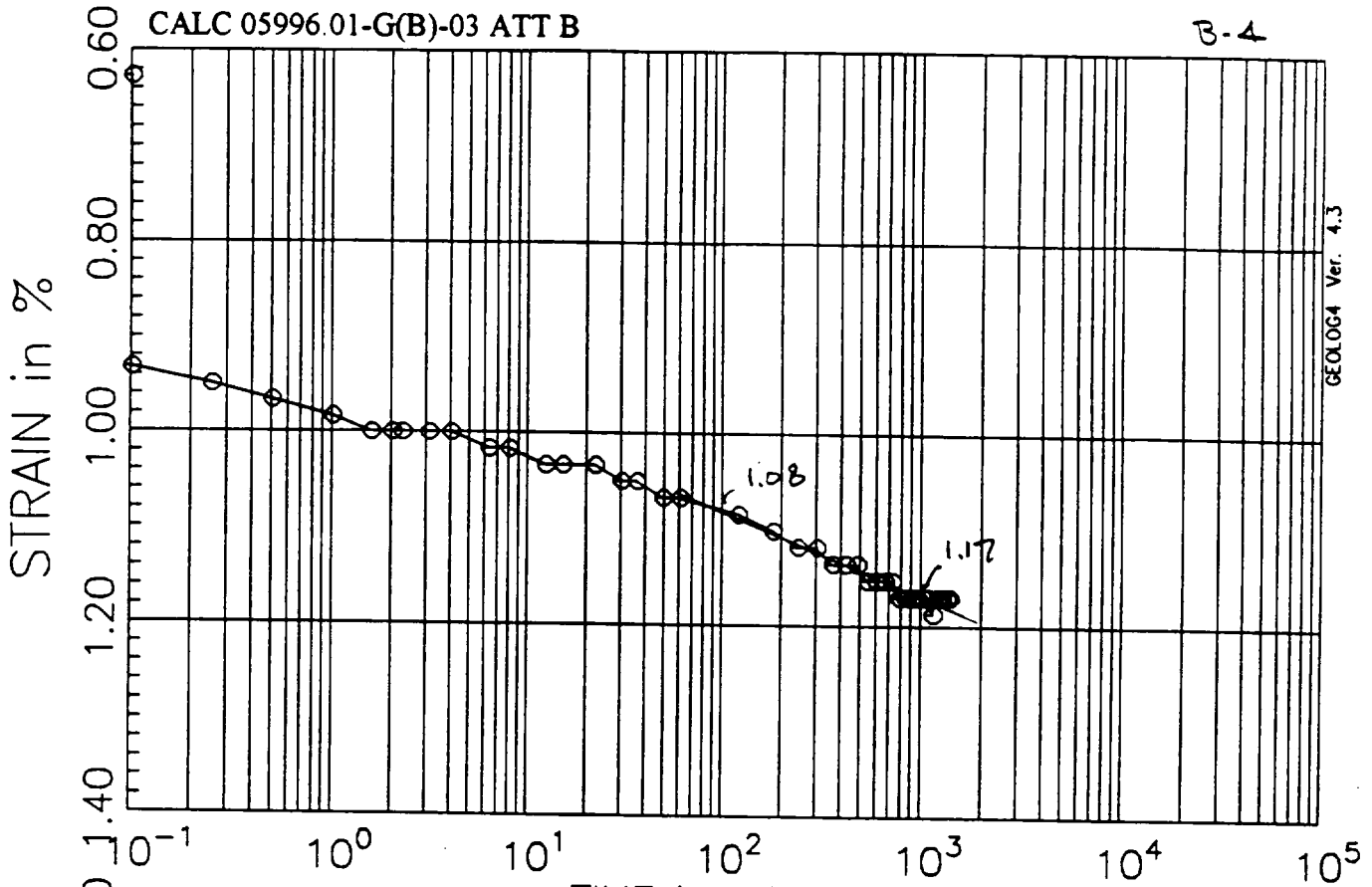

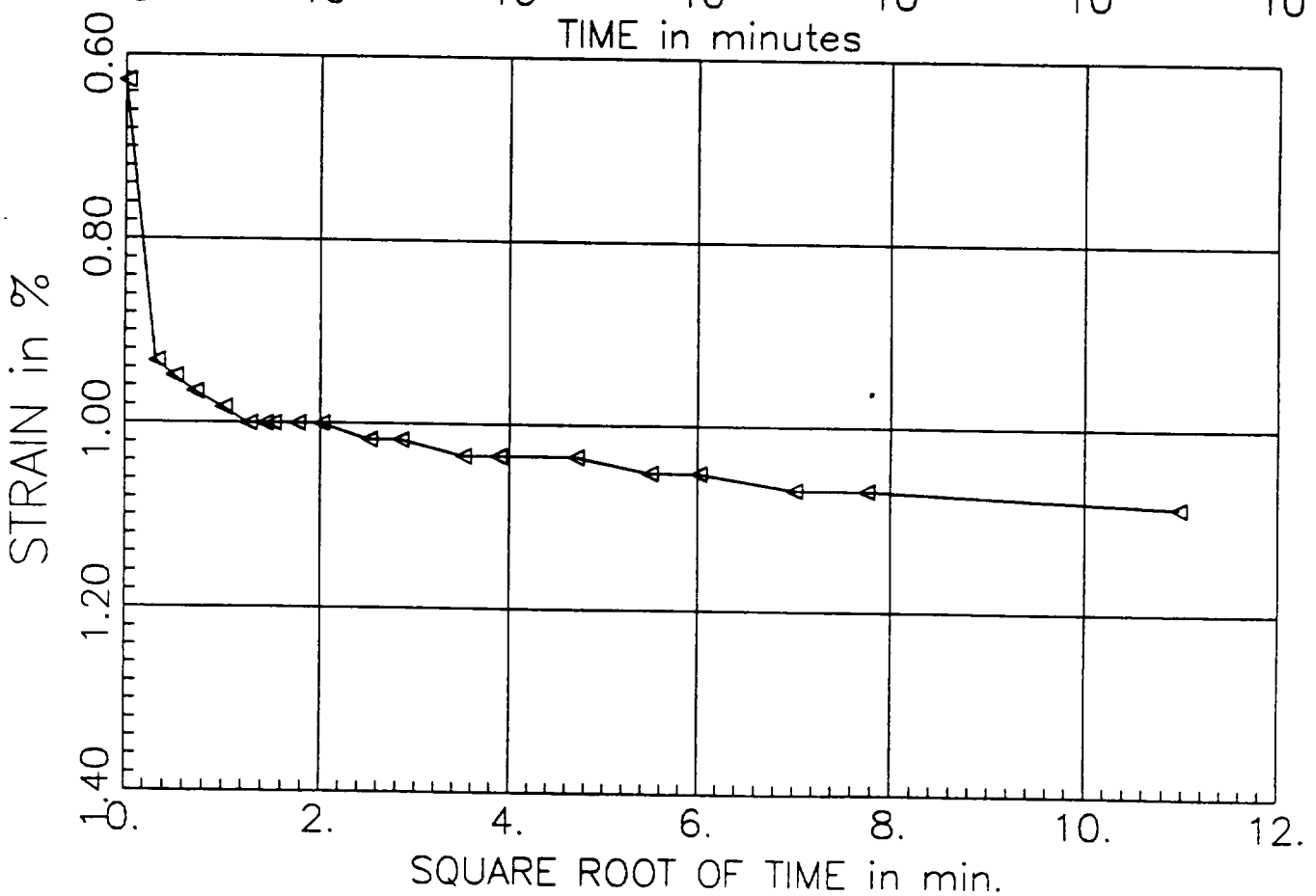

PRESSURE INCREMENT
from 0.25 tsf to 0.50 tsf

Test No: 4
Testname: C1-U3C

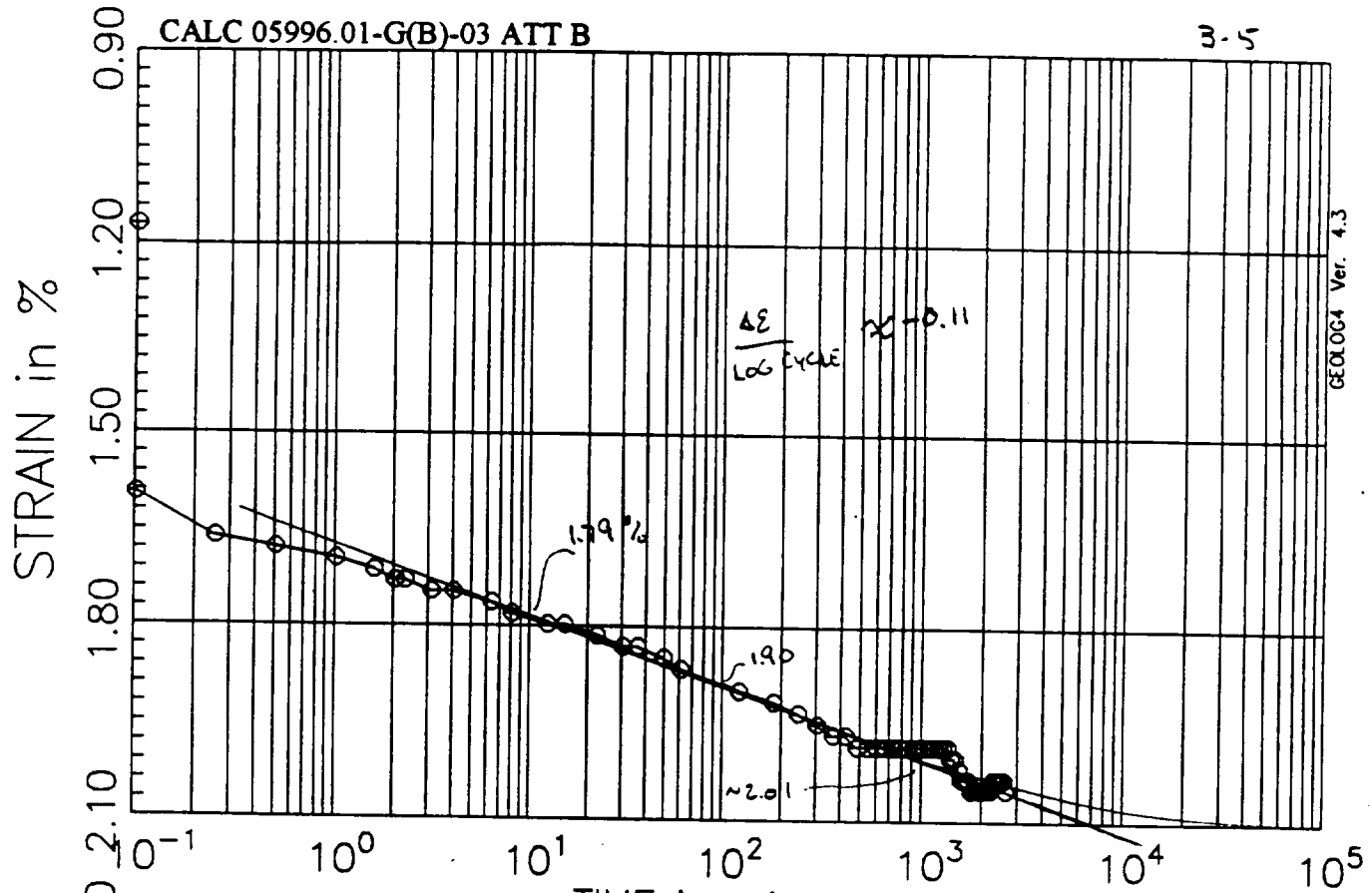

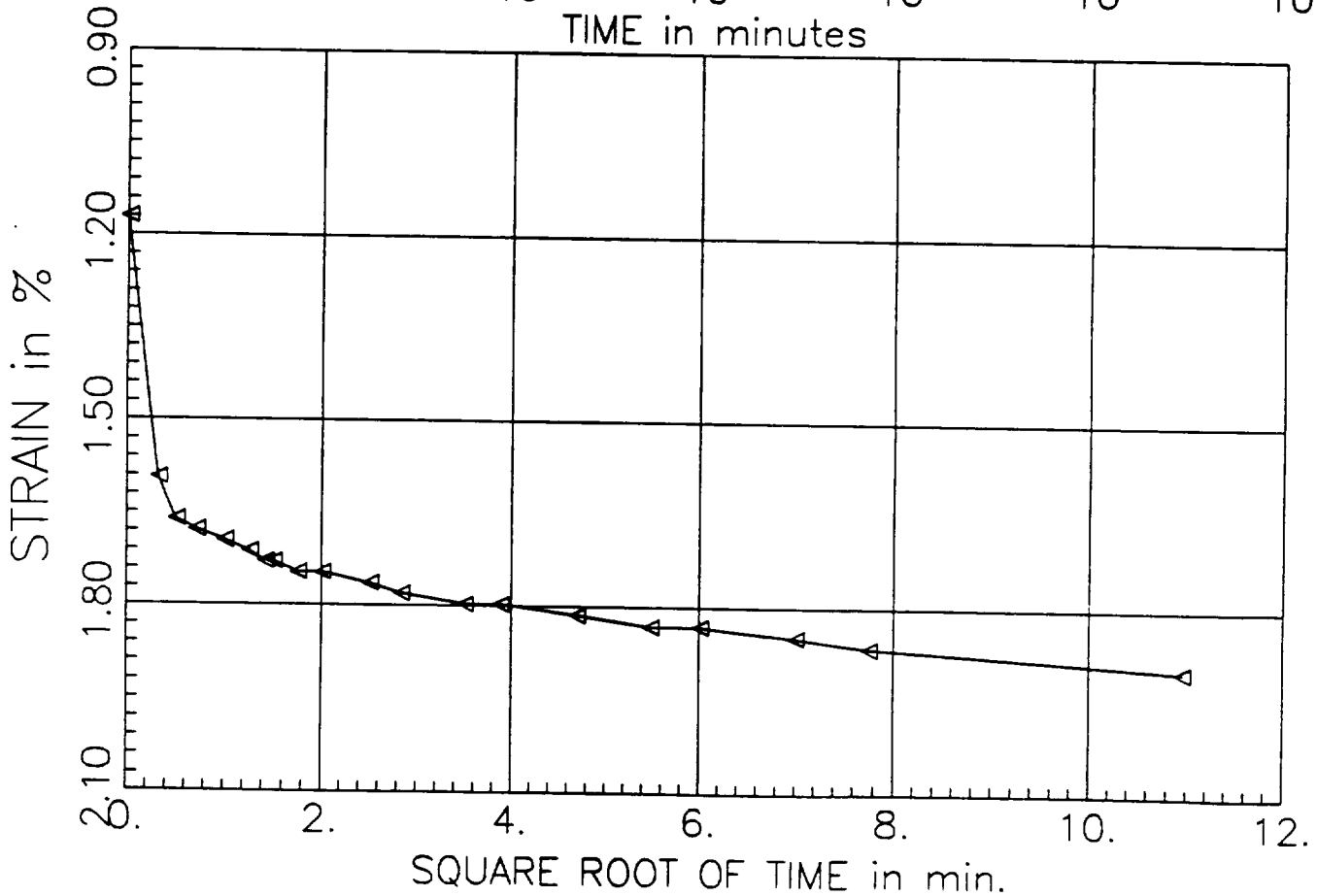

PRESSURE INCREMENT
from 0.50 tsf to 1.00 tsf

Test No: 4
Testname: C1-U3C

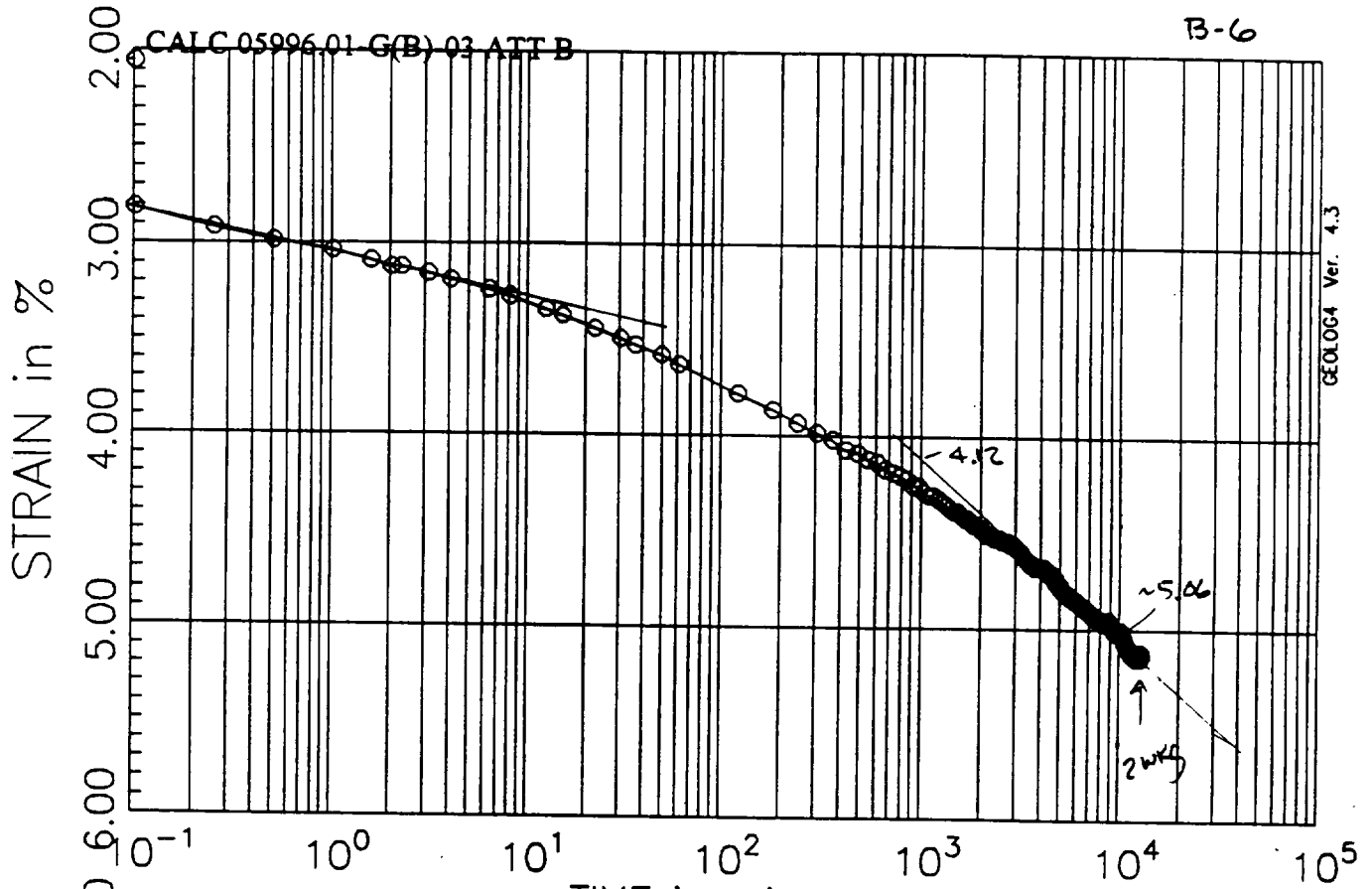

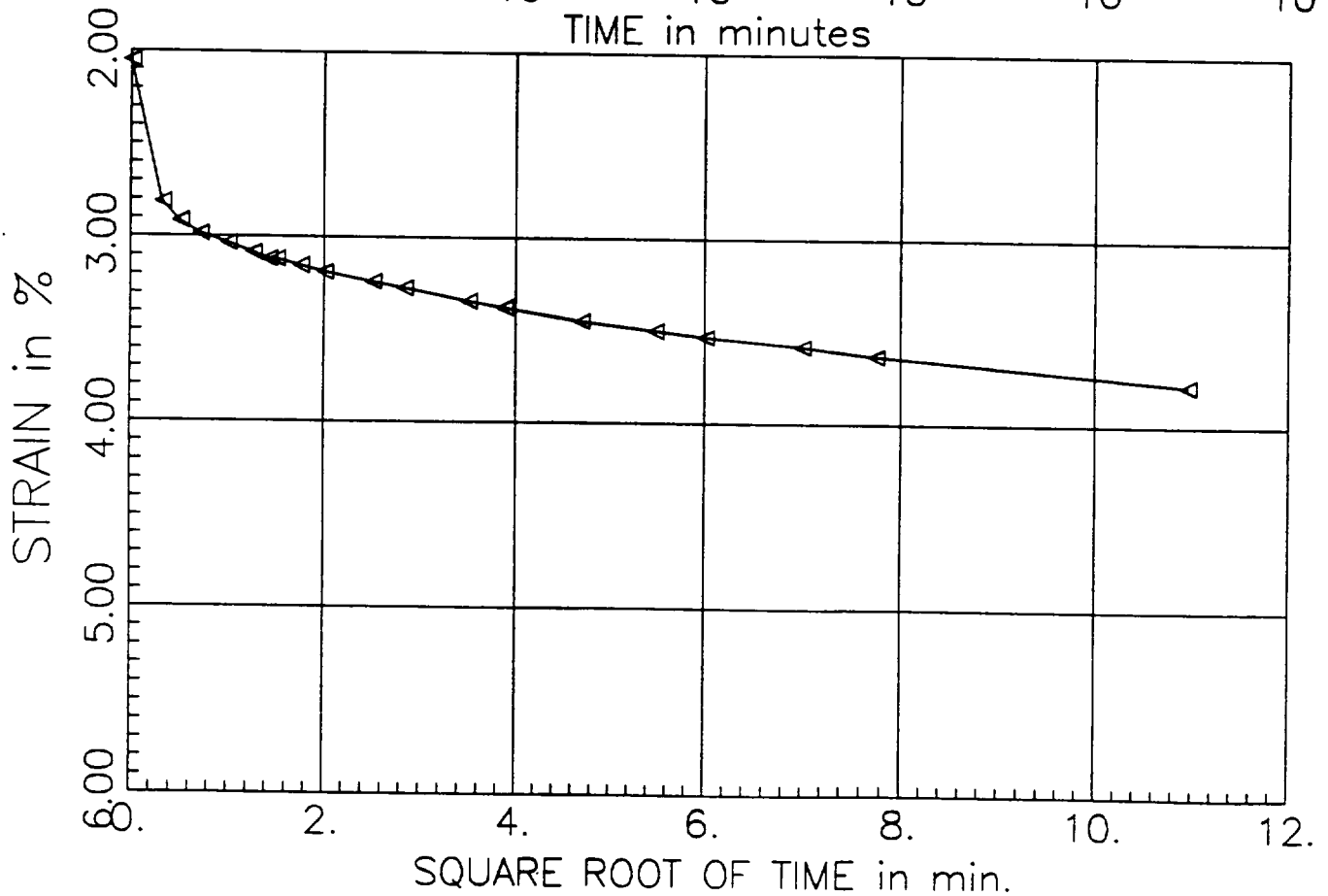

PRESSURE INCREMENT
from 1.00 tsf to 2.00 tsf

Test No: 4
Testname: C1-U3C

CALC 05996.01-G(B)-03 ATT B

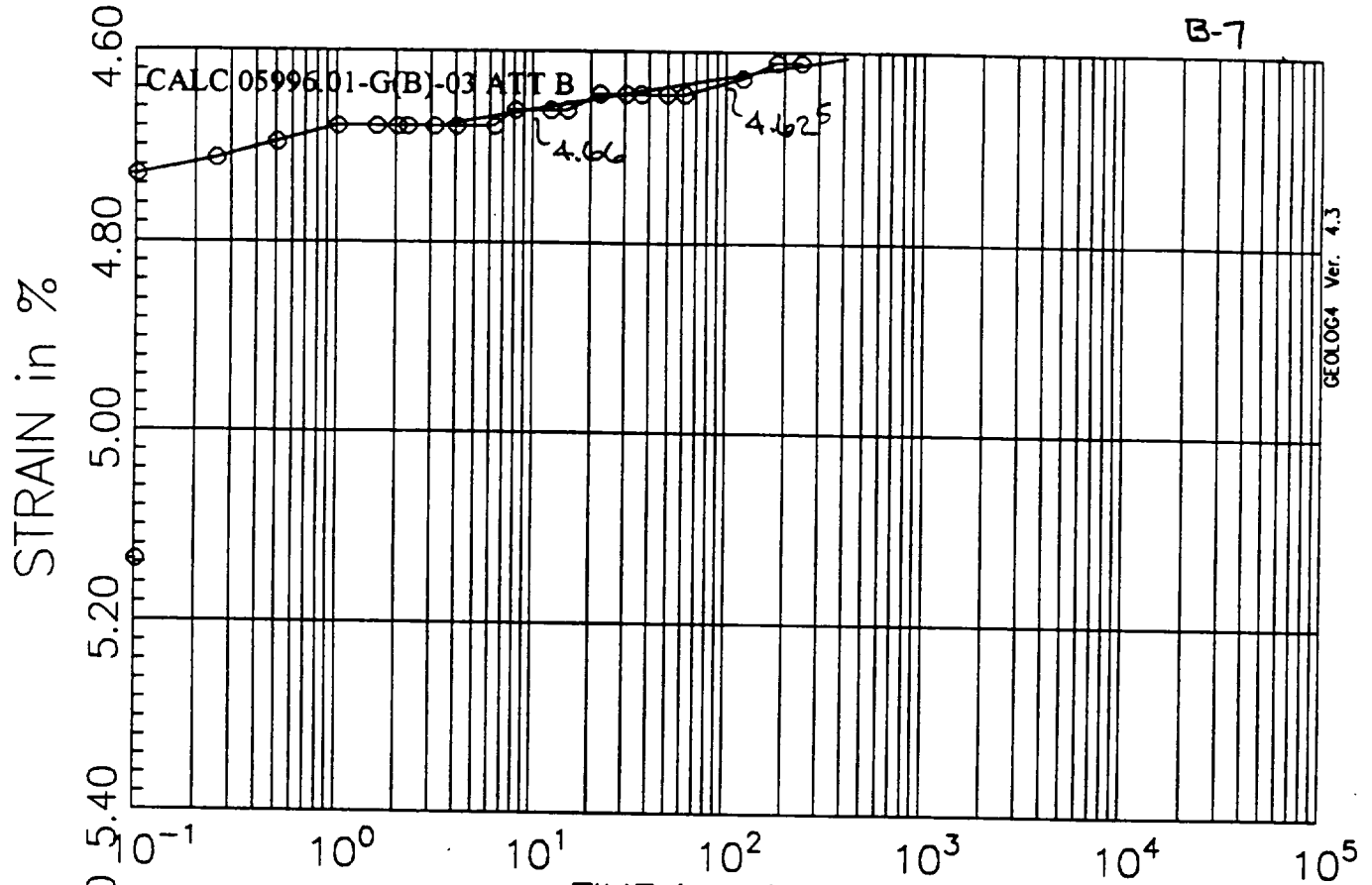

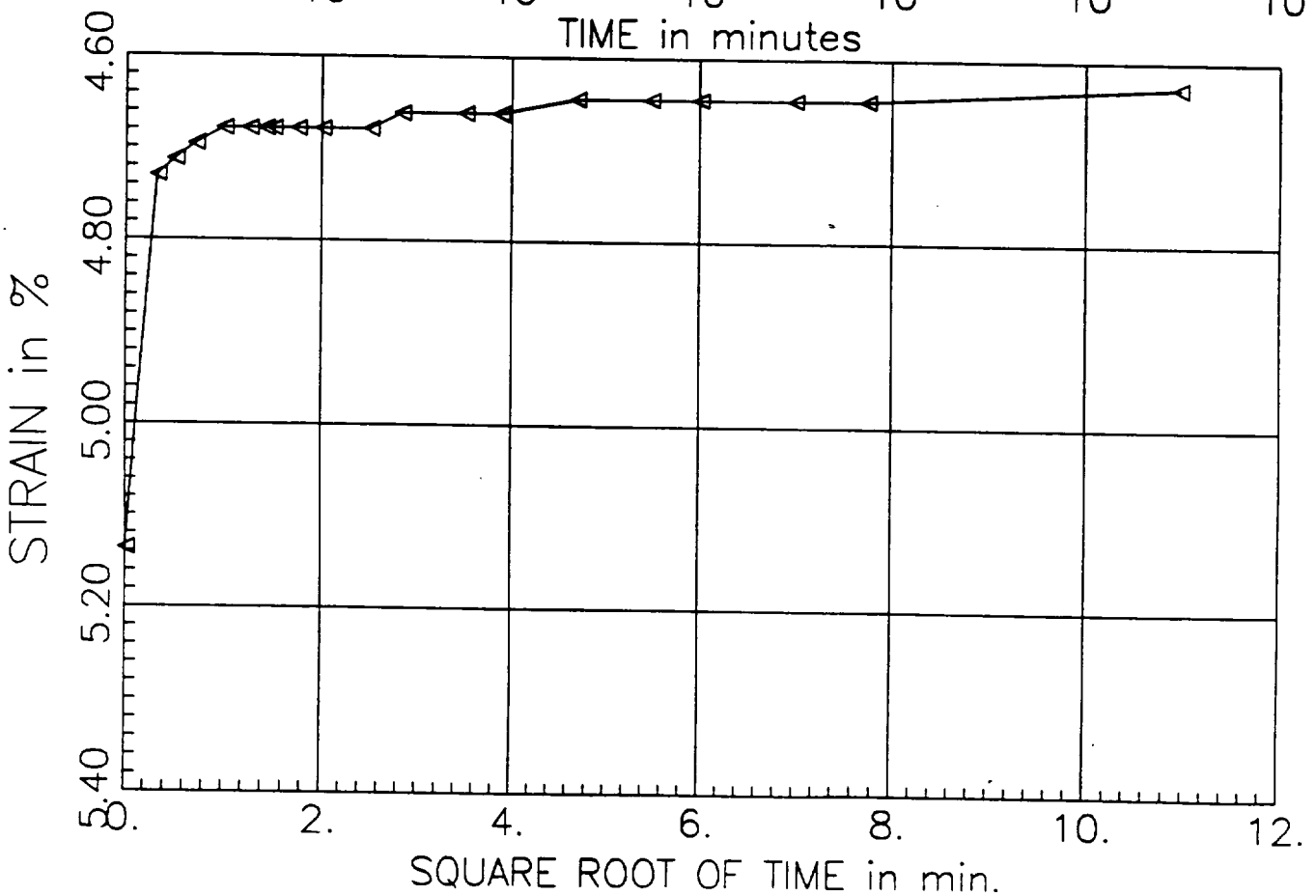

PRESSURE INCREMENT
from 2.00 tsf to 0.50 tsf

Test No: 4
Testname: C1-U3C

CALC 05996.01-G(B)-03 ATT B

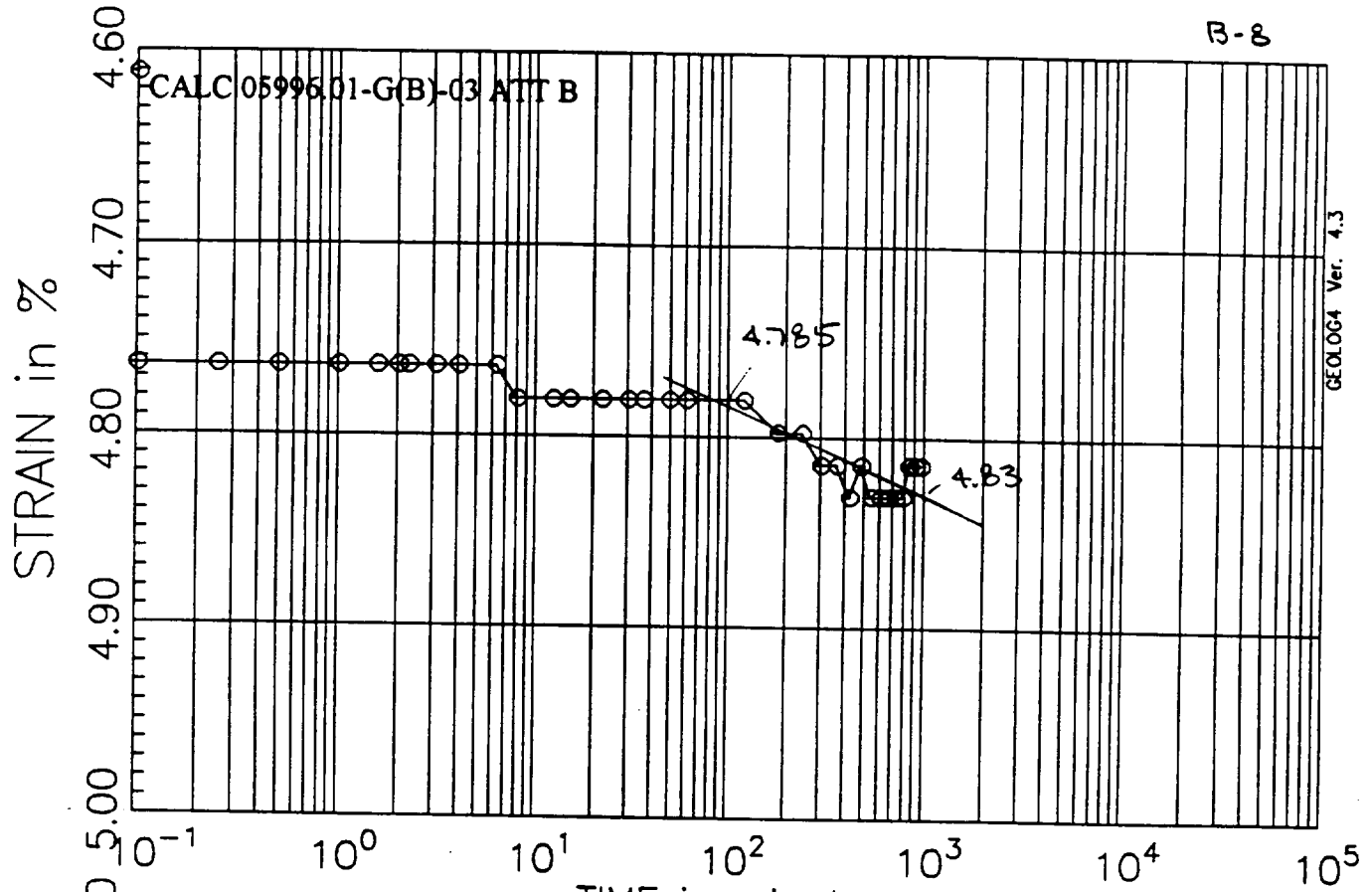

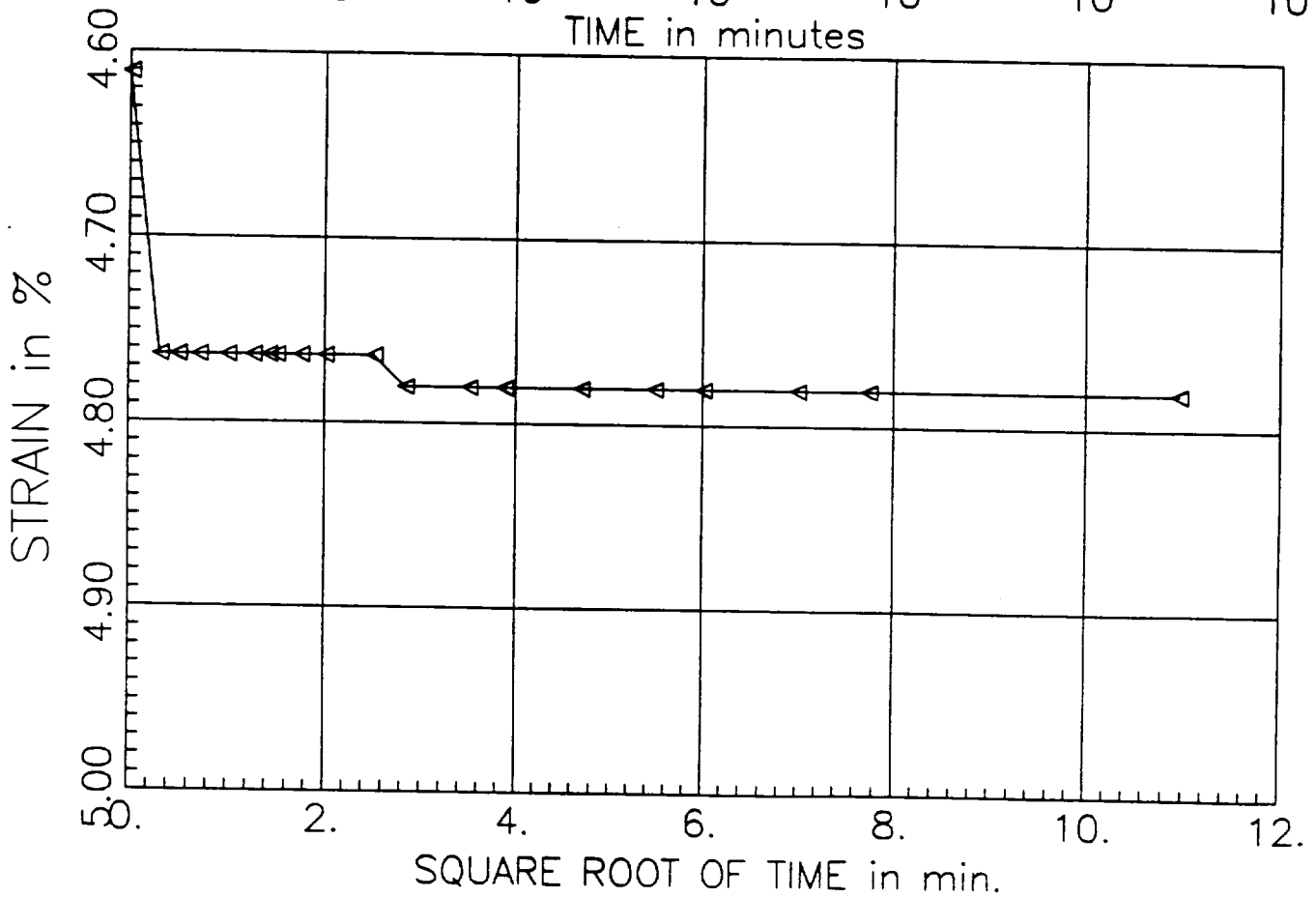

PRESSURE INCREMENT
from 0.50 tsf to 1.00 tsf

Test No: 4
Testname: C1-U3C

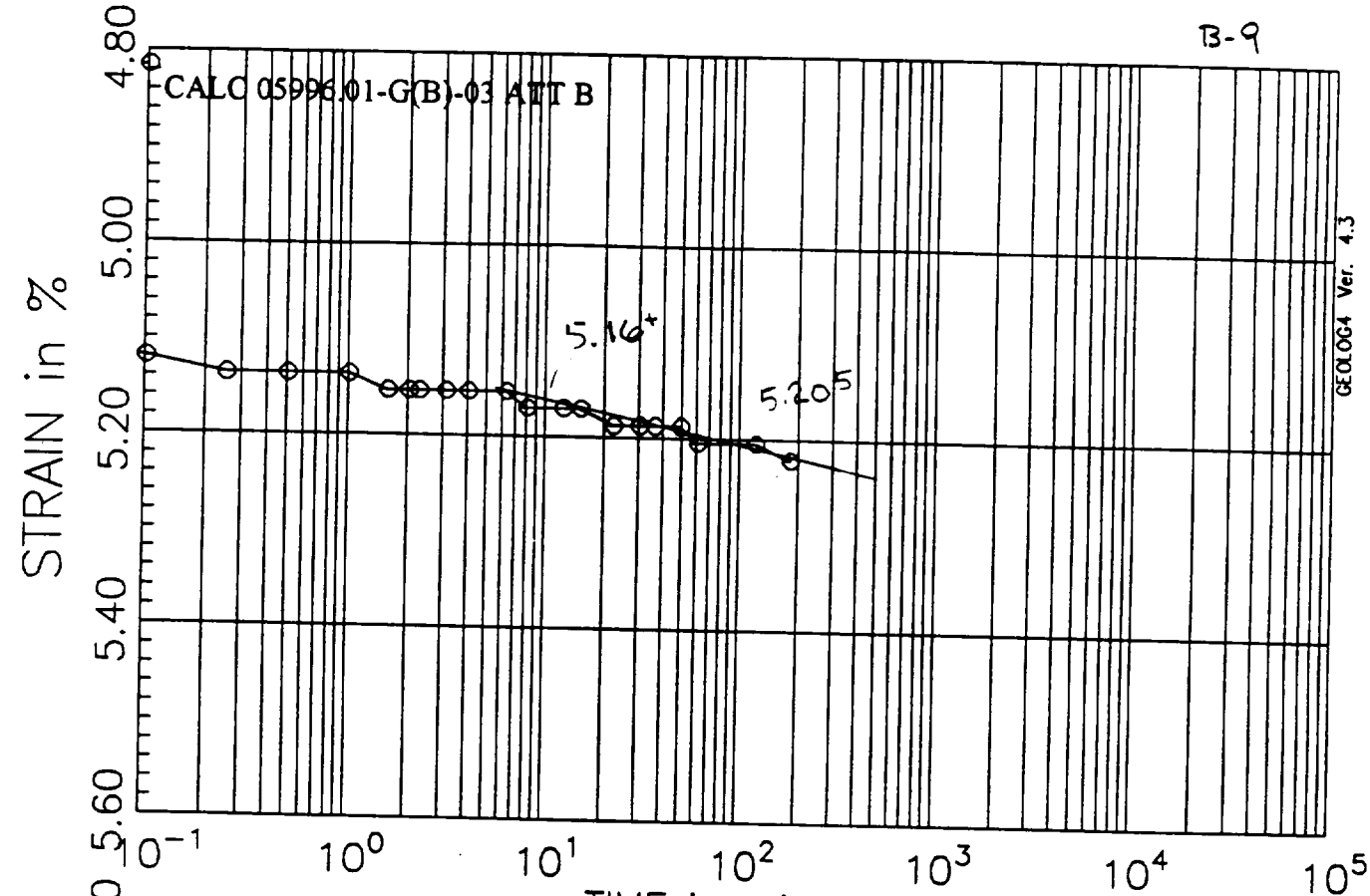

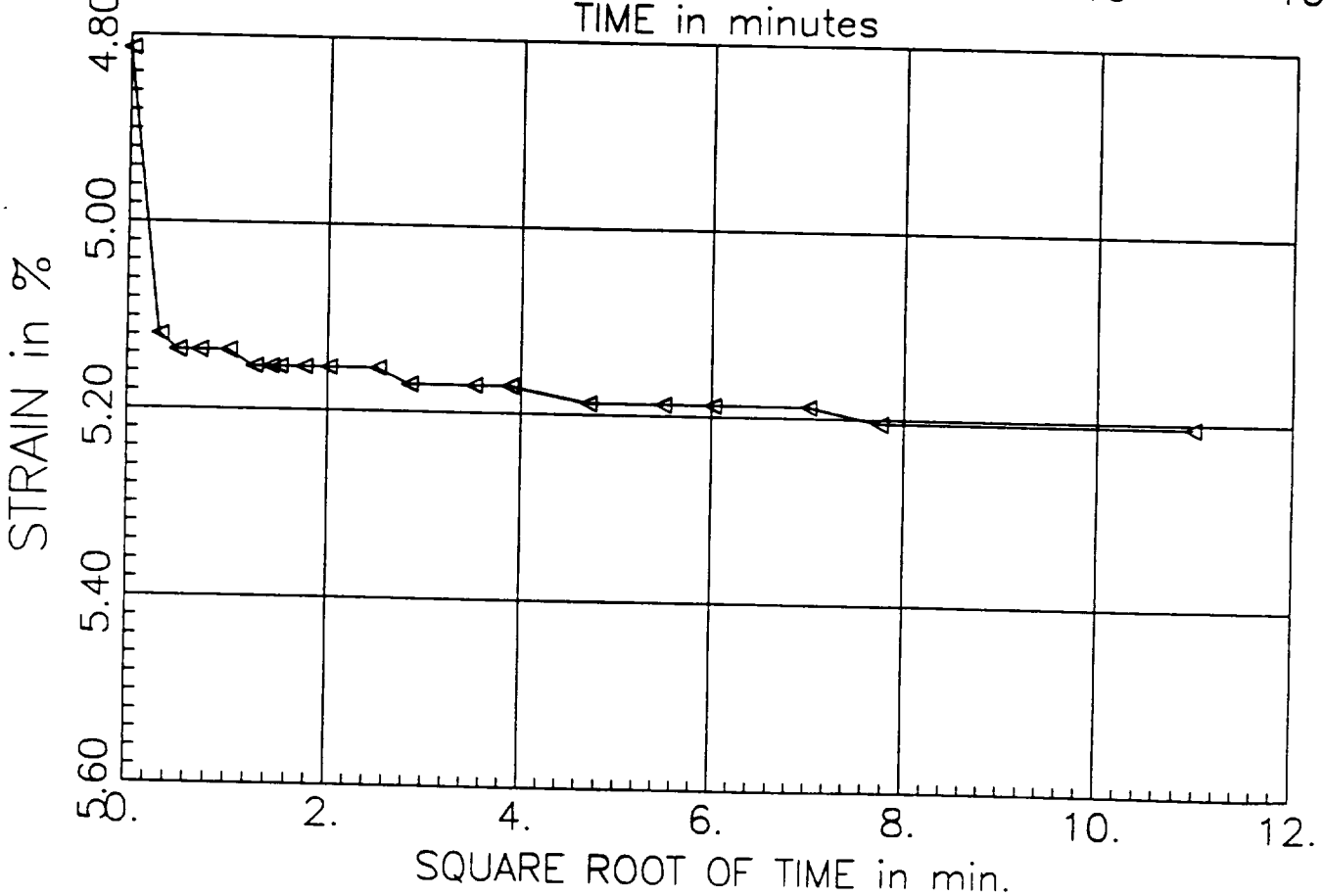

PRESSURE INCREMENT
from 1.00 tsf to 2.00 tsf

Test No: 4
Testname: C1-U3C

CALC 05996.01-G(B)-03 ATT B

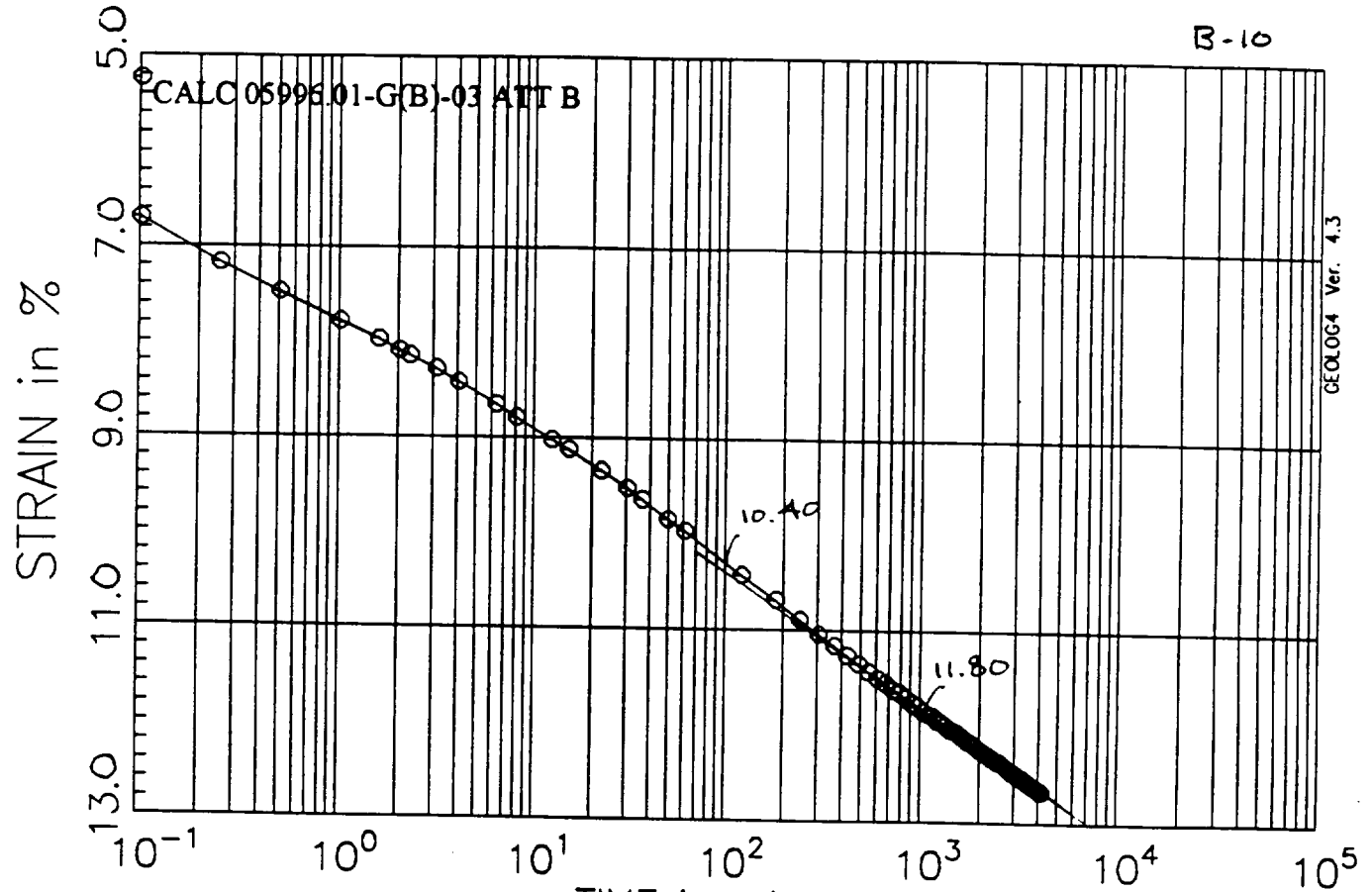

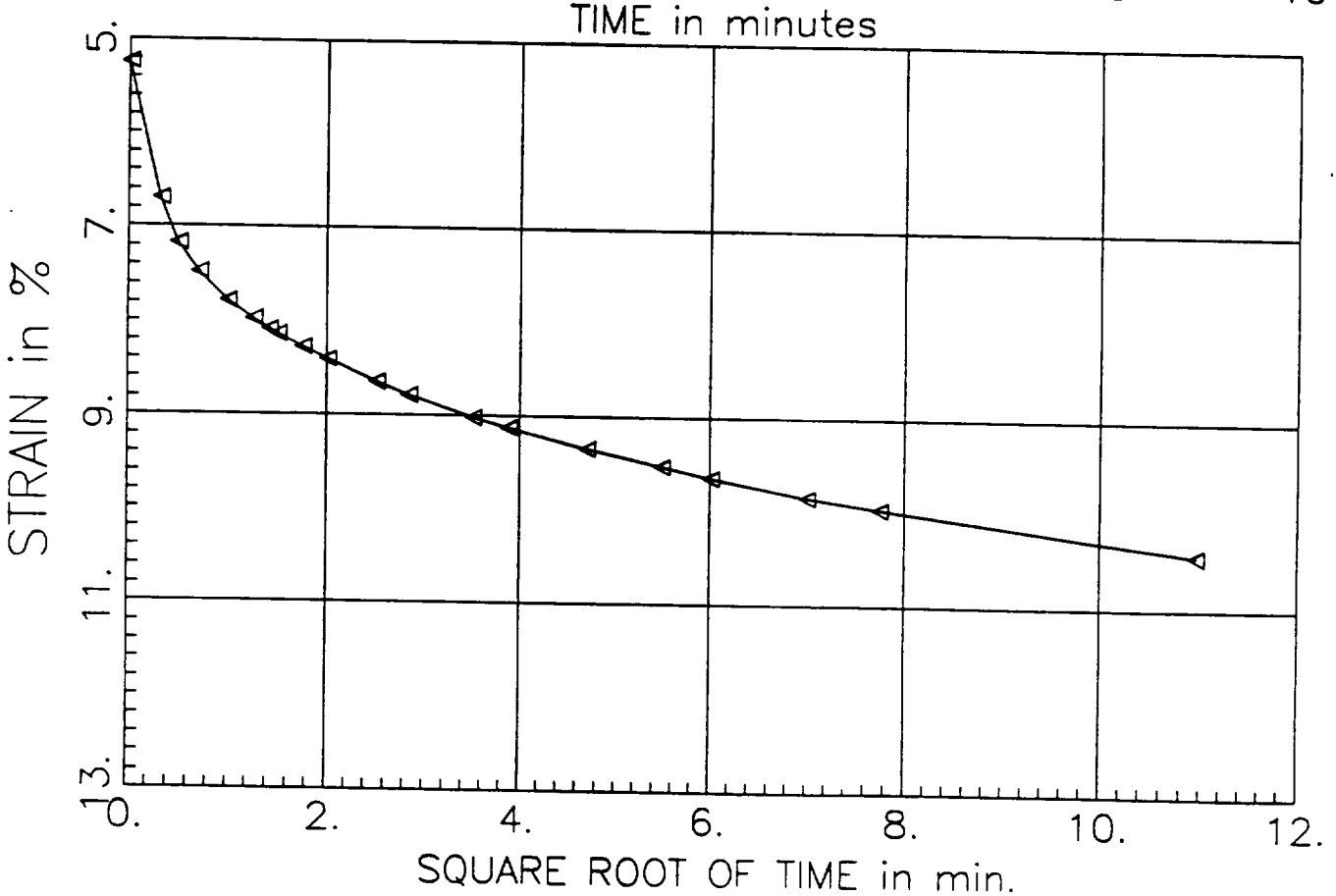

PRESSURE INCREMENT
from 2.00 tsf to 4.00 tsf

Test No: 4
Testname: C1-U3C

CALC 05996.01-G(B)-03 ATT B

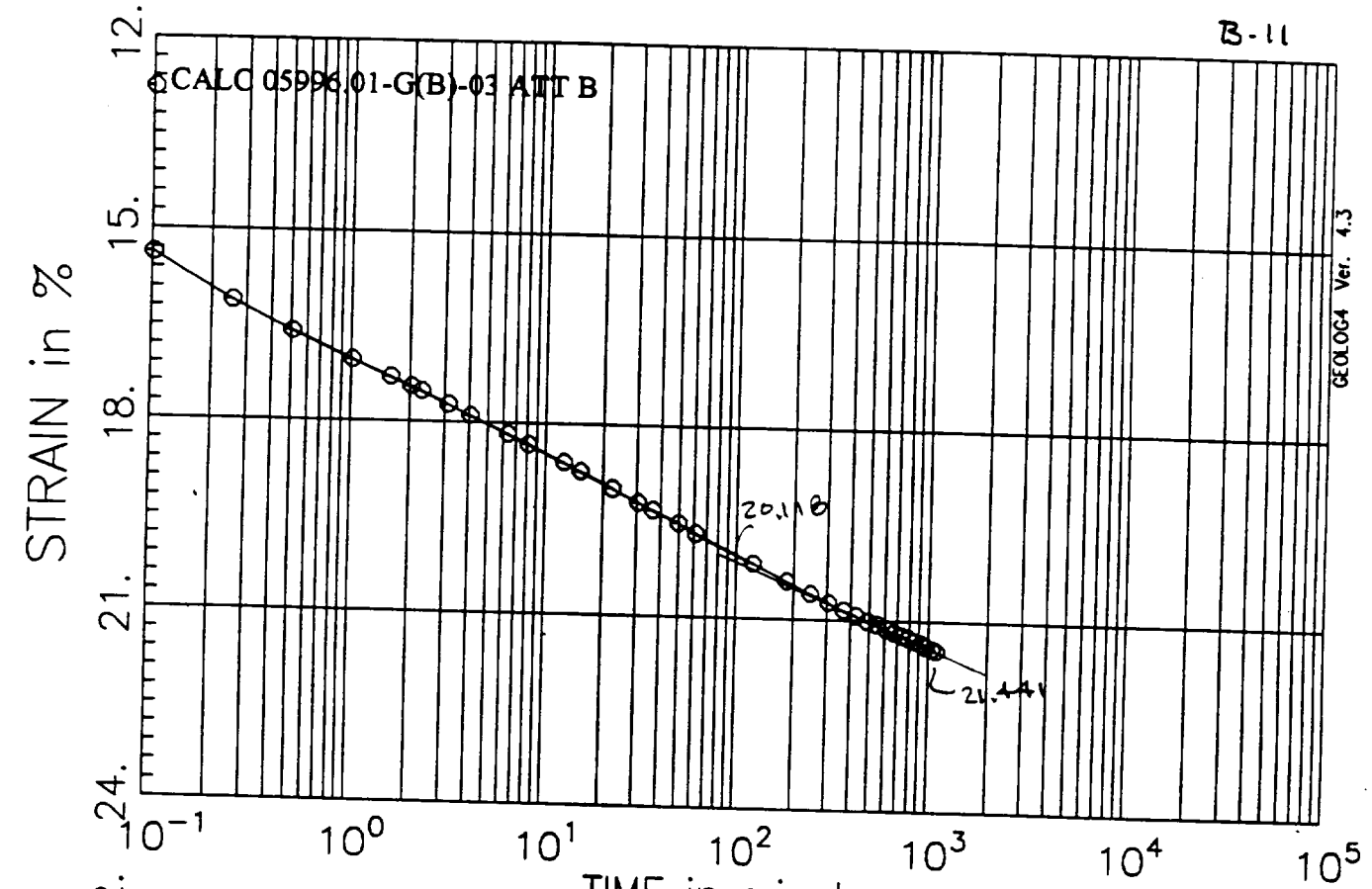

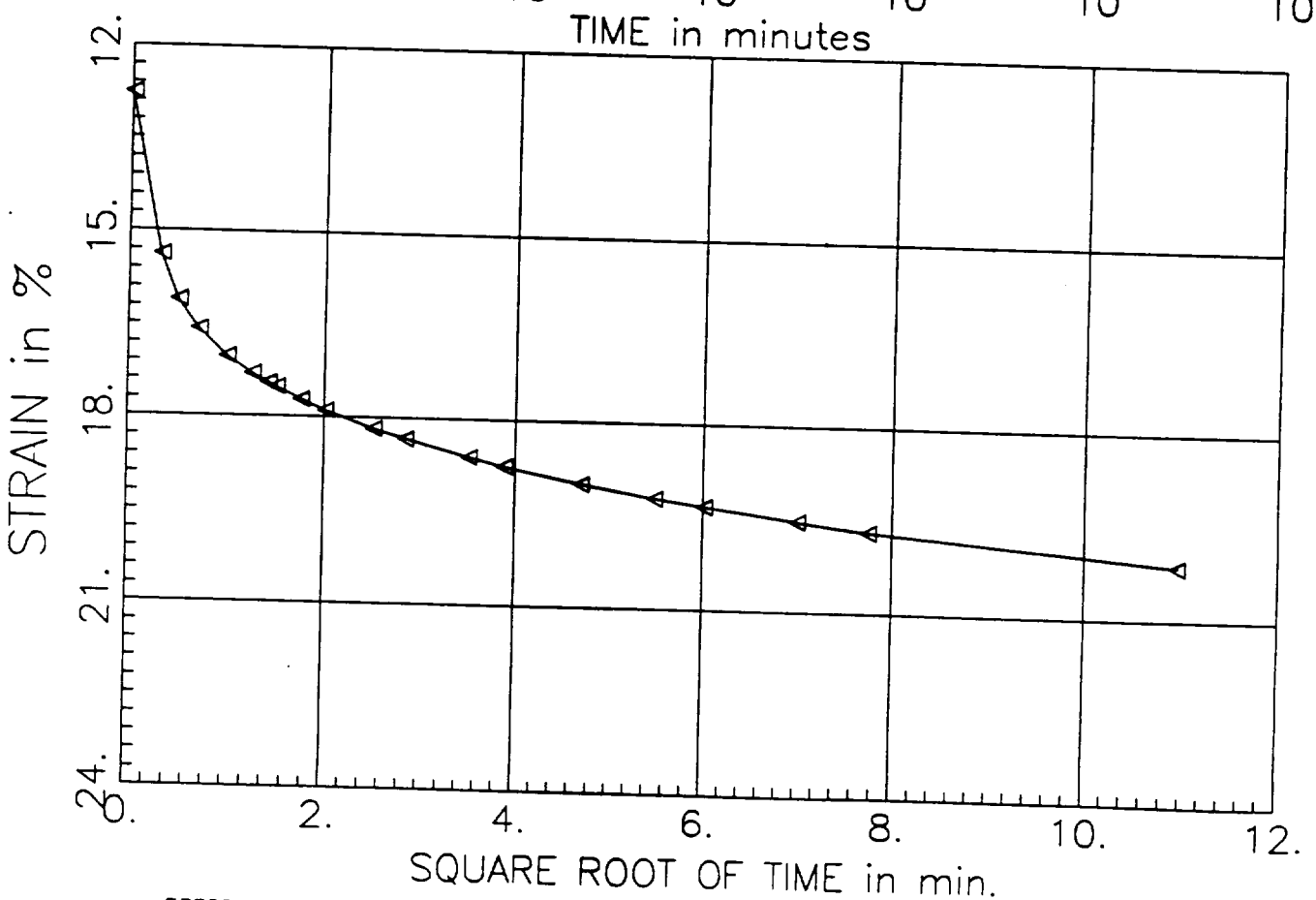

PRESSURE INCREMENT
from 4.00 tsf to 8.00 tsf

Test No: 4
Testname: C1-U3C

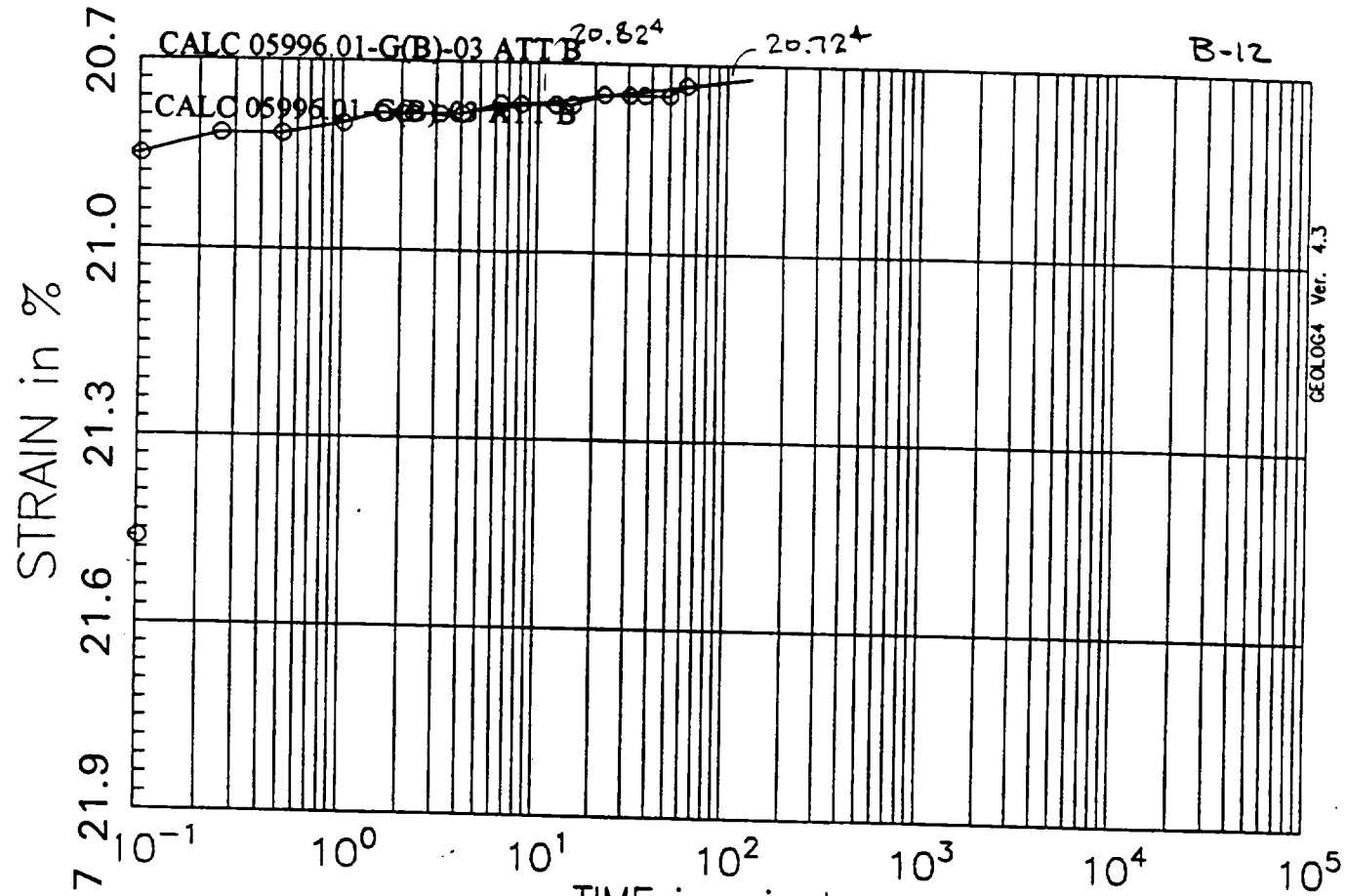

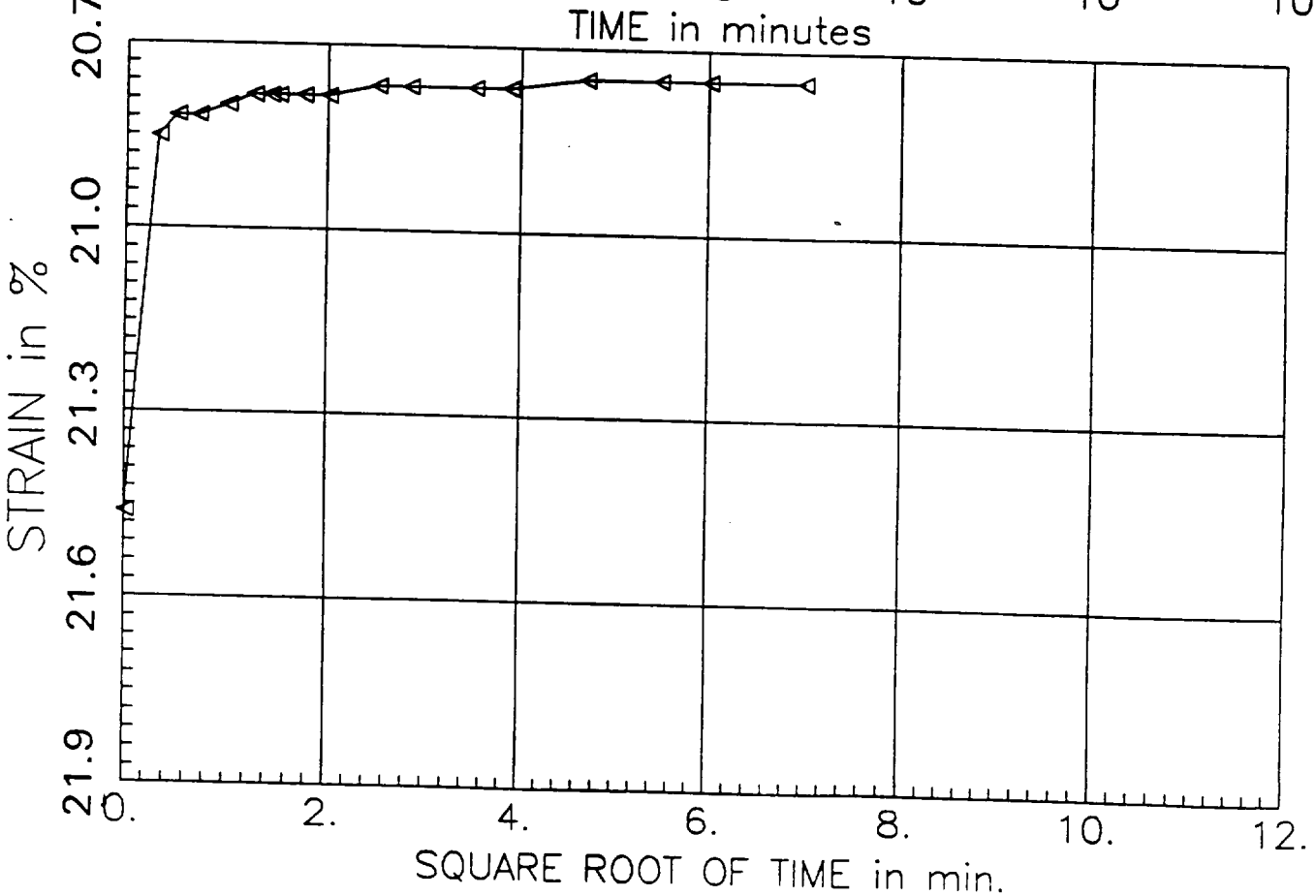

PRESSURE INCREMENT
from 8.00 tsf to 2.00 tsf

Test No: 4
Testname: C1-U3C

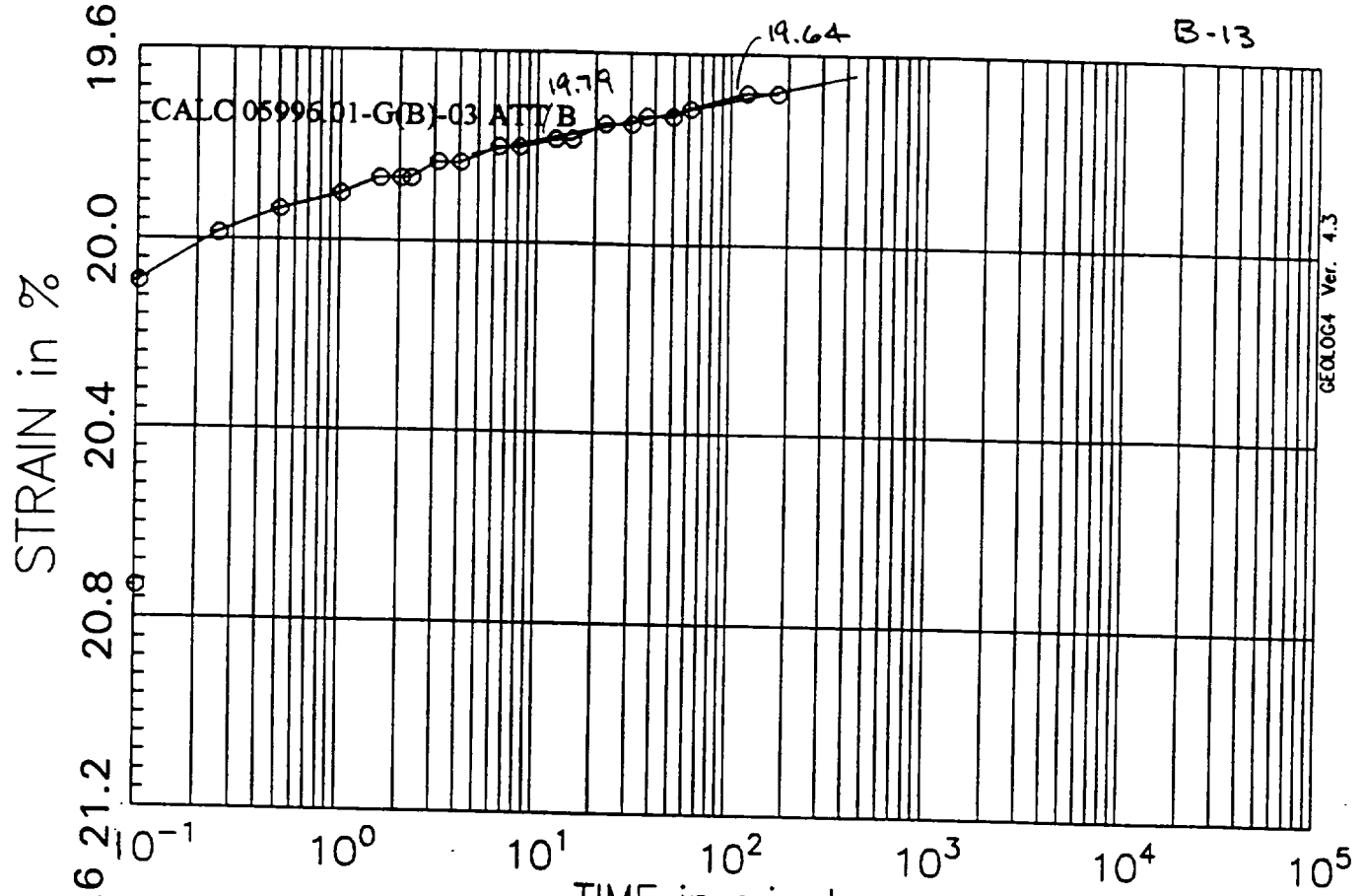

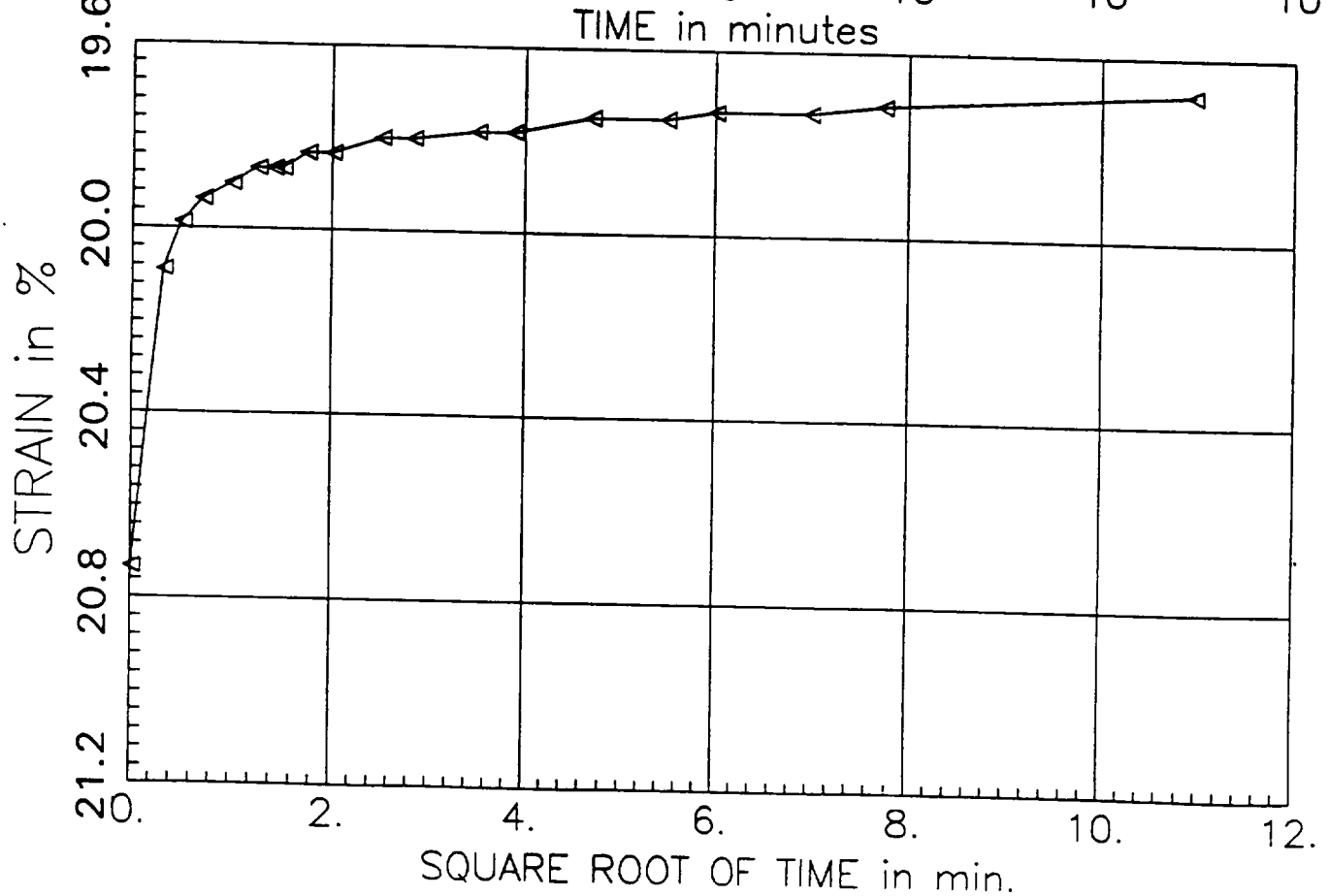

PRESSURE INCREMENT
from 2.00 tsf to 0.50 tsf

Test No: 4
Testname: C1-U3C

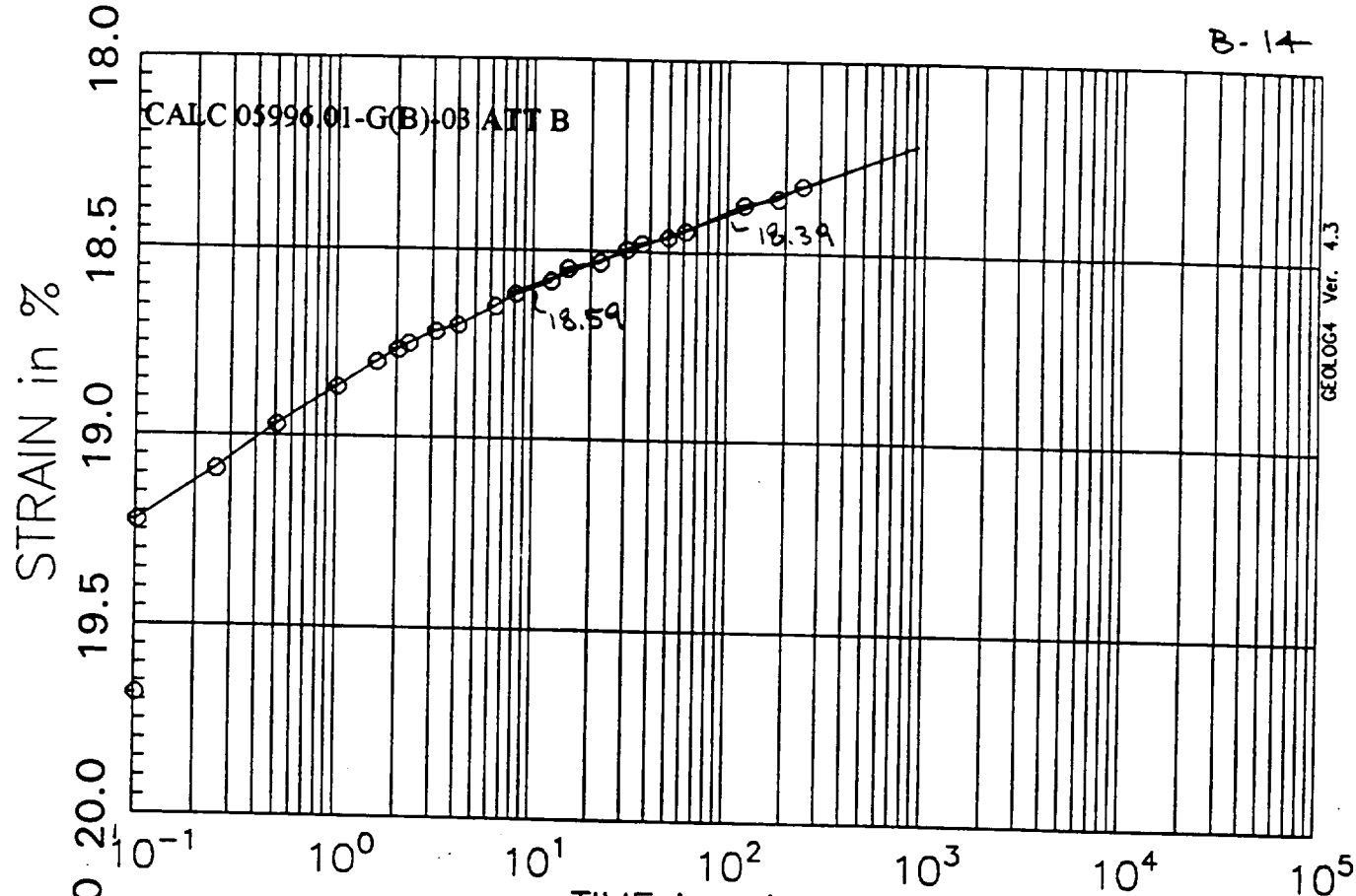

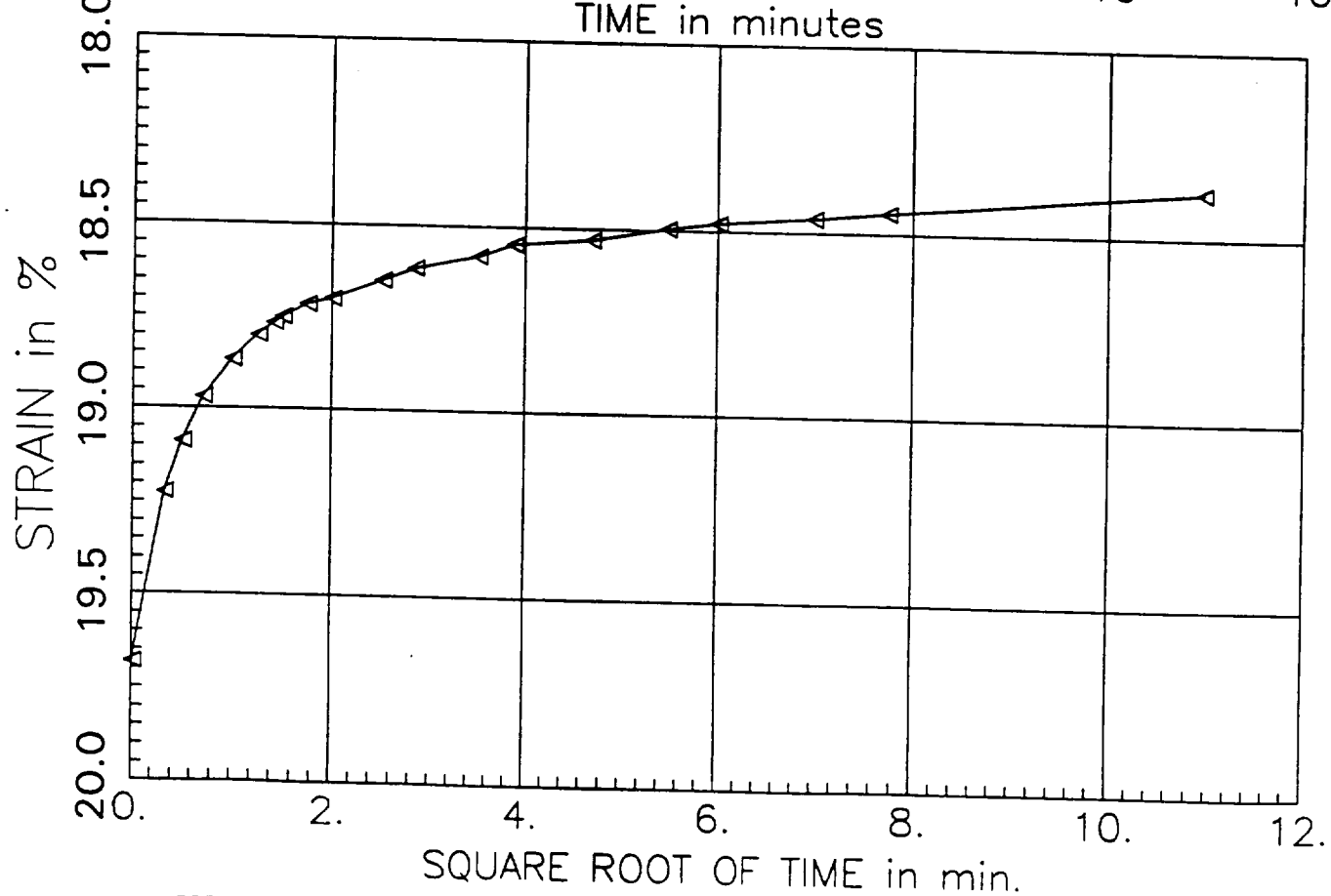

PRESSURE INCREMENT
from 0.50 tsf to 0.10 tsf

Test No: 4
Testname: C1-U3C

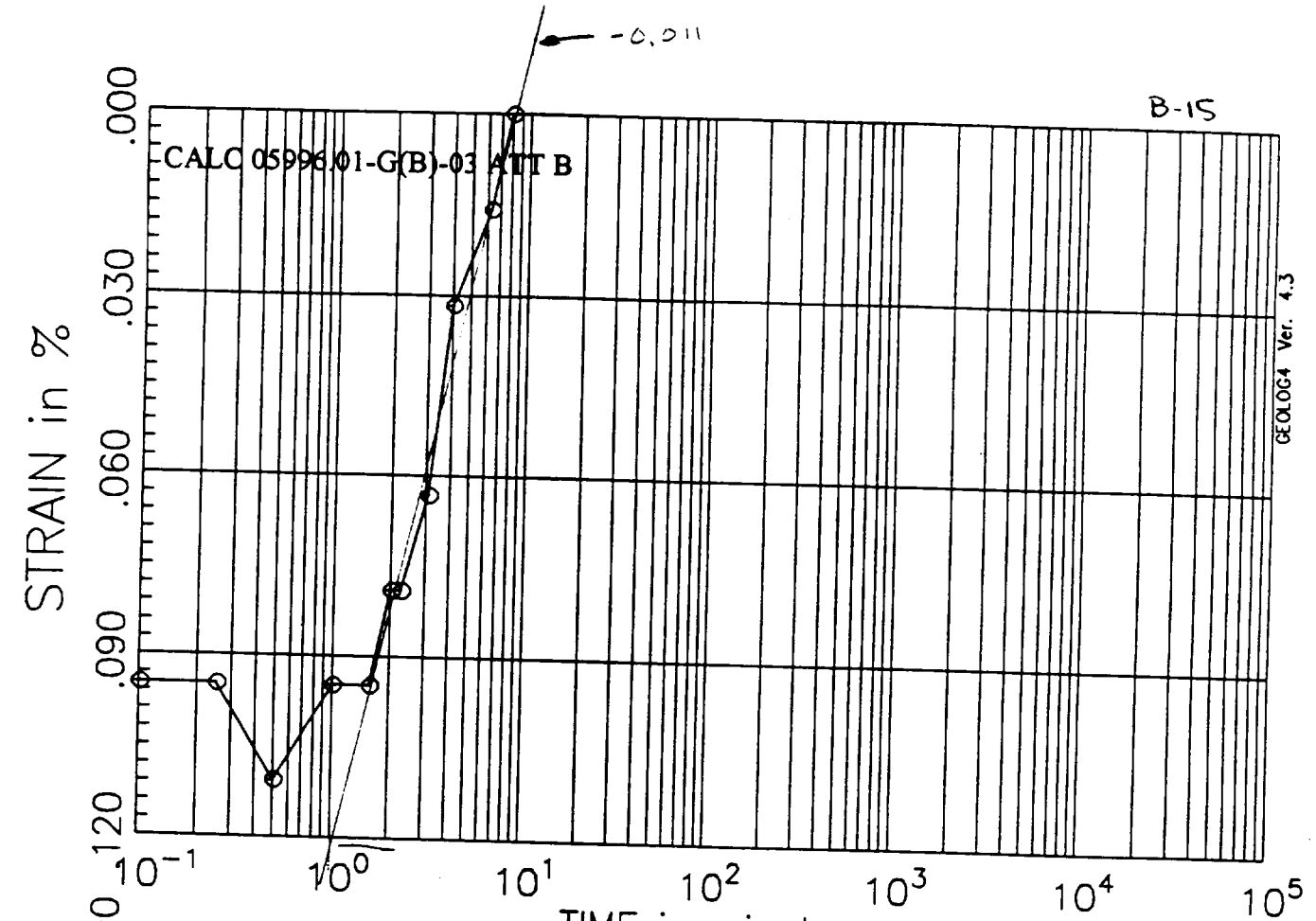

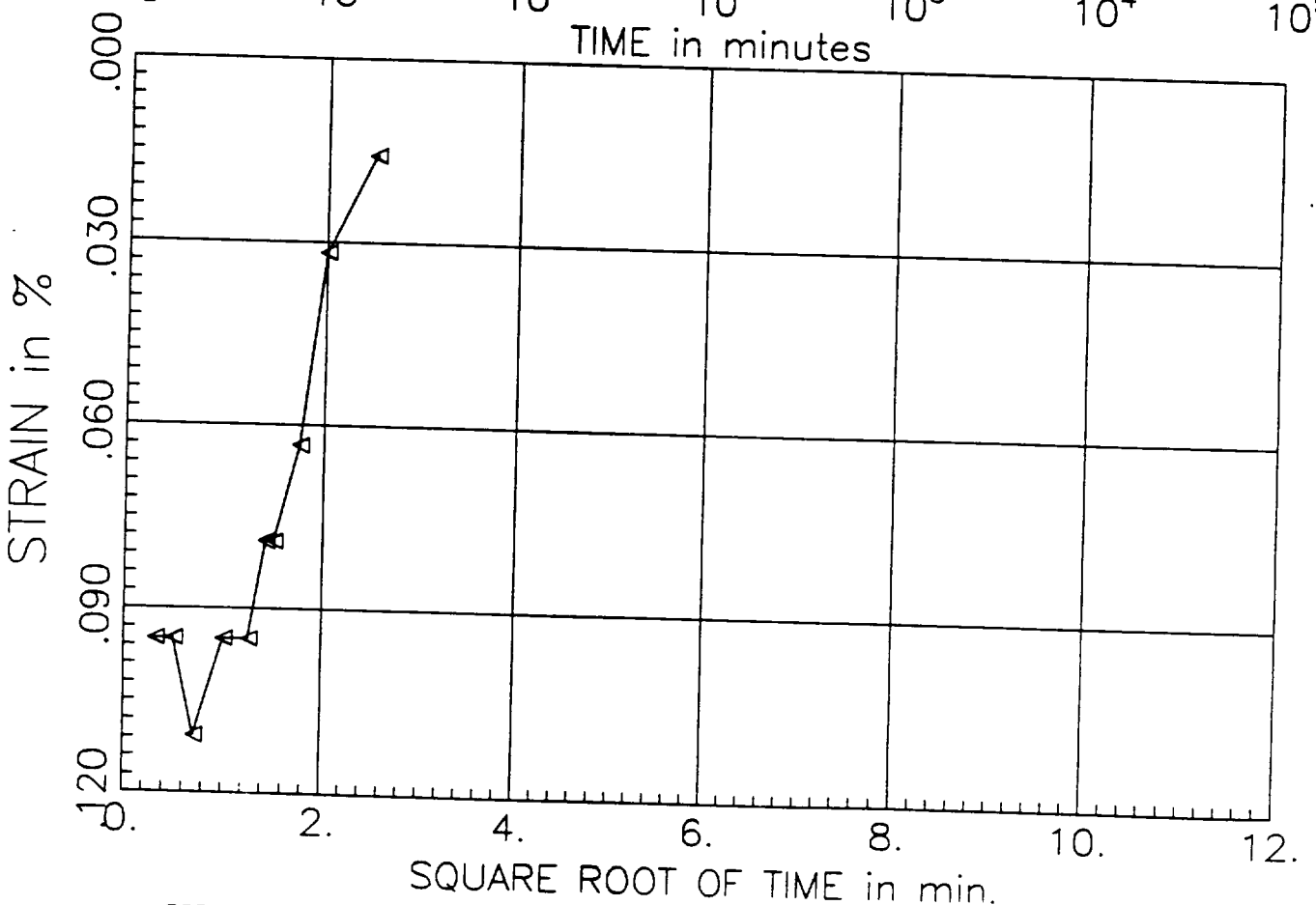

PRESSURE INCREMENT
from 0.00 tsf to 0.10 tsf

Test No: 2
Testname: C1-U3D

CALC 05996.01-G(B)-03 ATT B

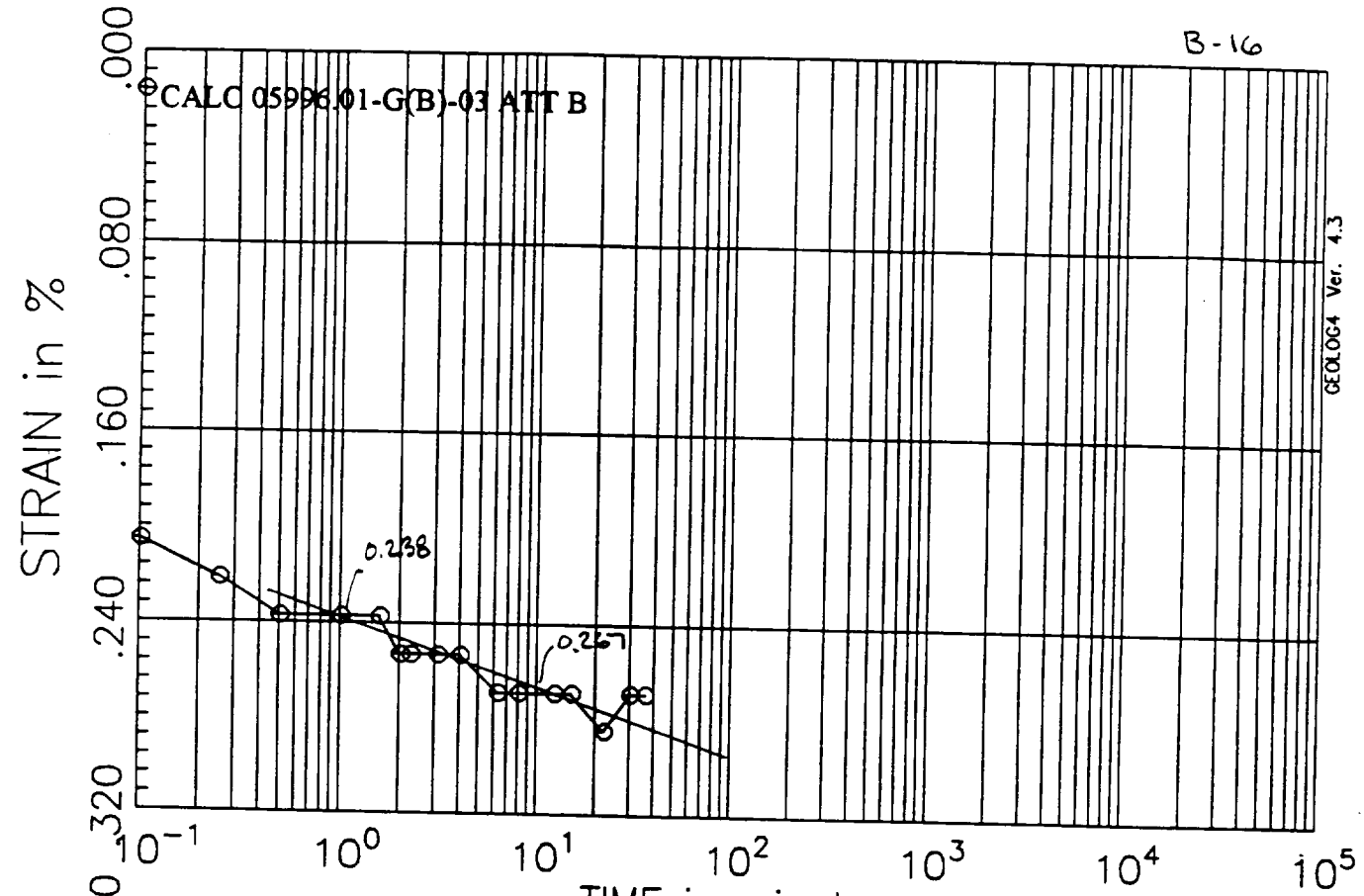

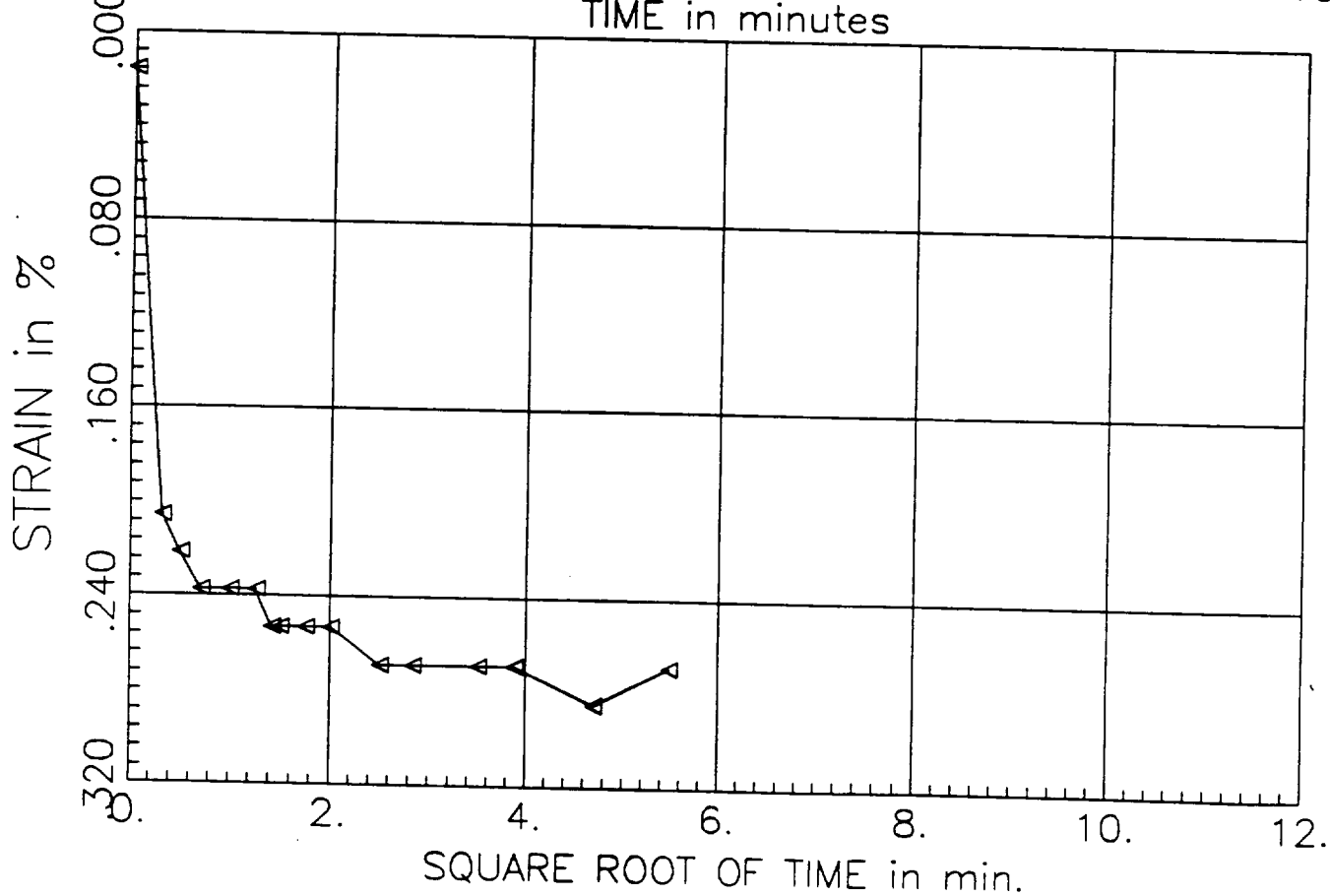

PRESSURE INCREMENT
from 0.10 tsf to 0.25 tsf

Test No: 2
Testname: C1-U3D

CALC 05996.01-G(B)-03 ATT B

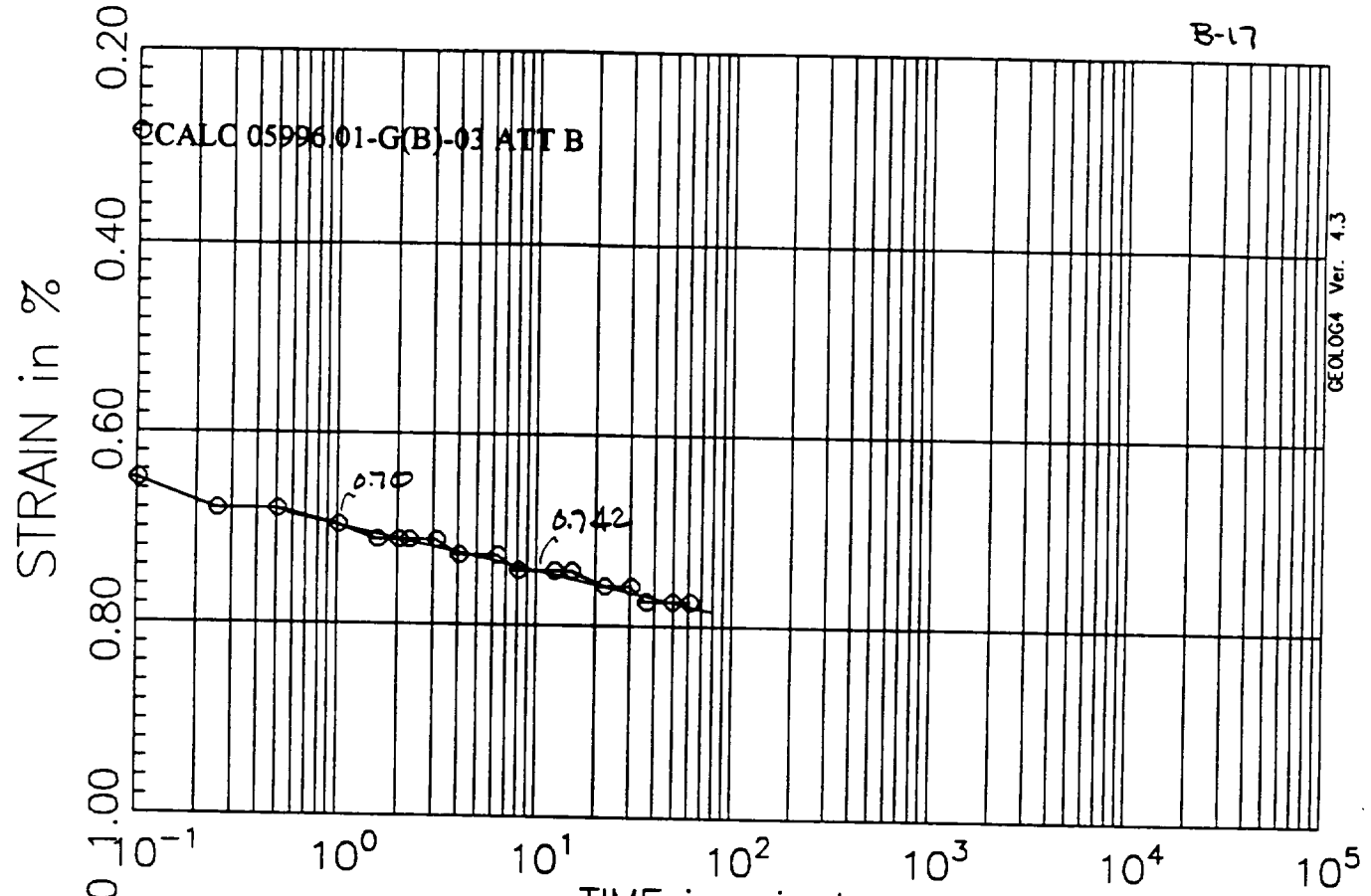

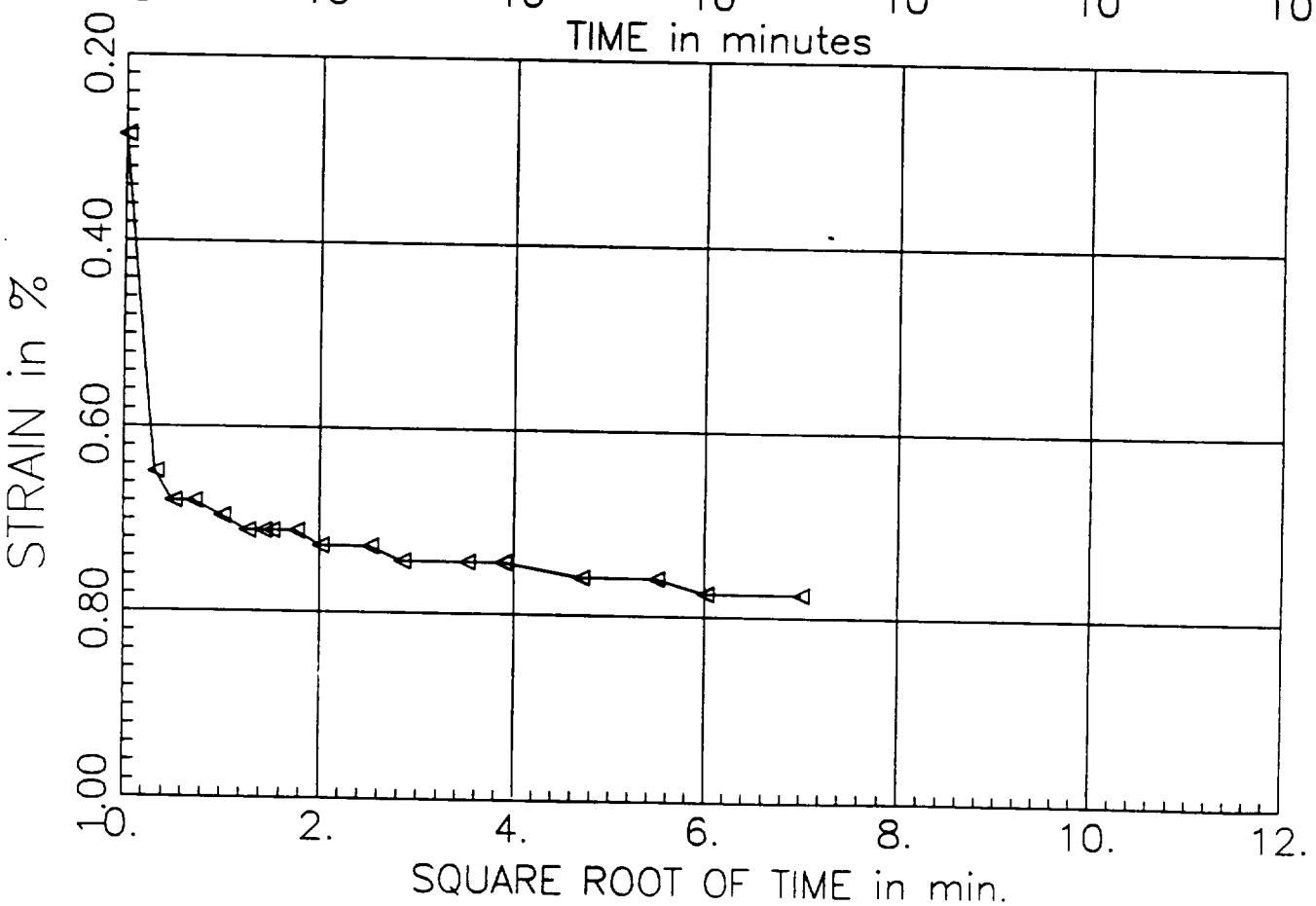

PRESSURE INCREMENT
from 0.25 tsf to 0.50 tsf

Test No: 2
Testname: C1-U3D

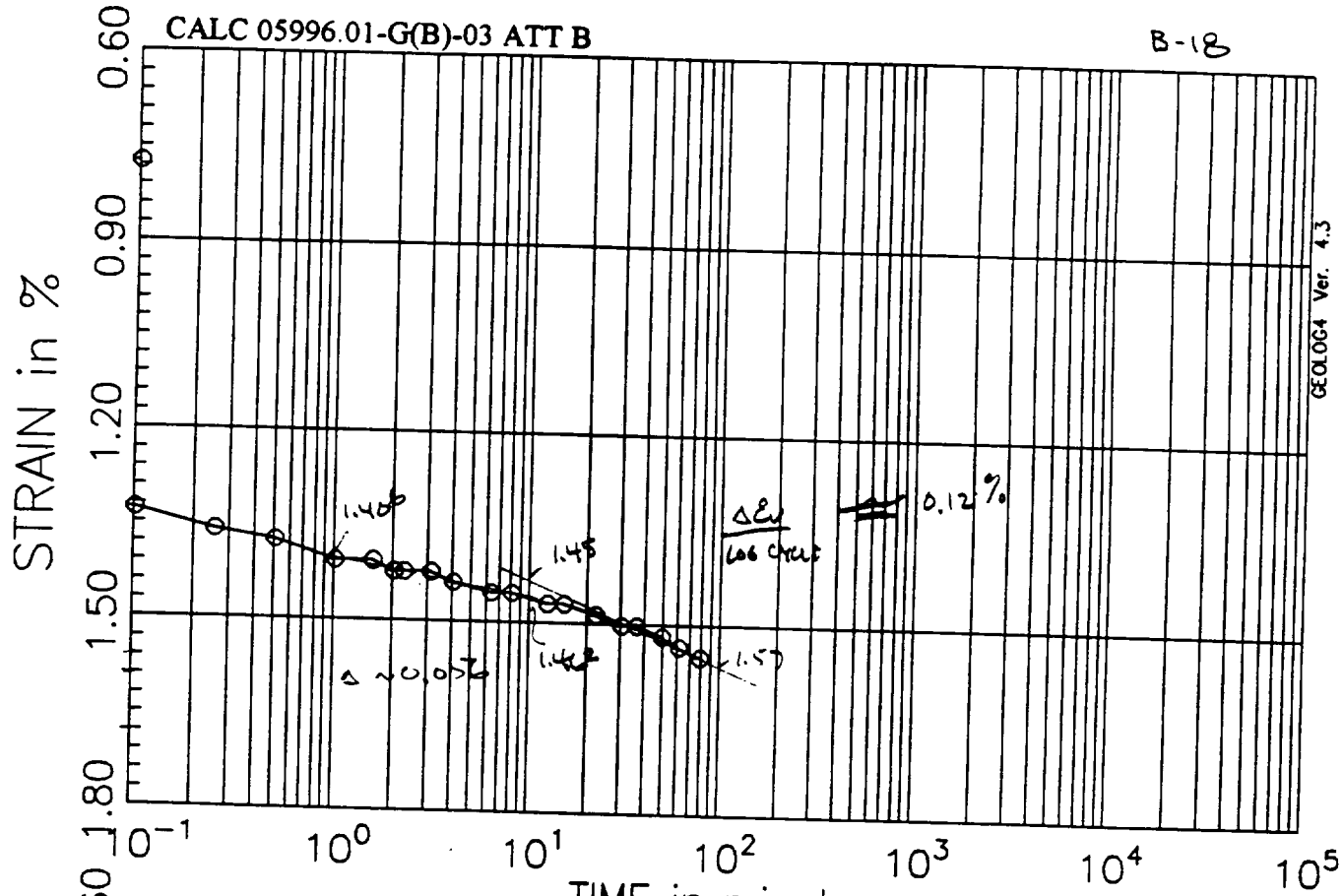

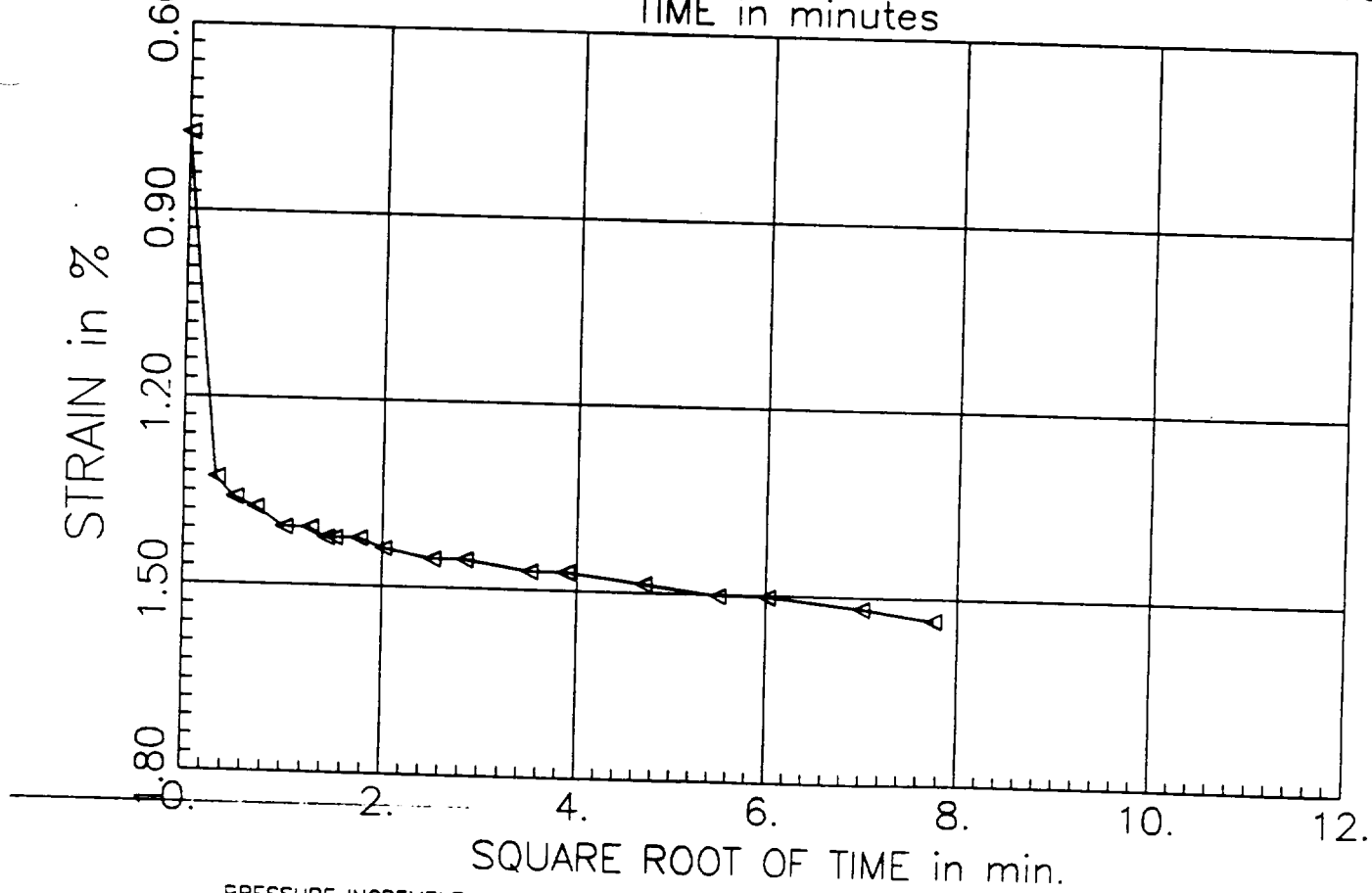

PRESSURE INCREMENT
from 0.50 tsf to 1.00 tsf

Test No: 2
Testname: C1-U3D

CALC 05996.01-G(B)-03 ATT B

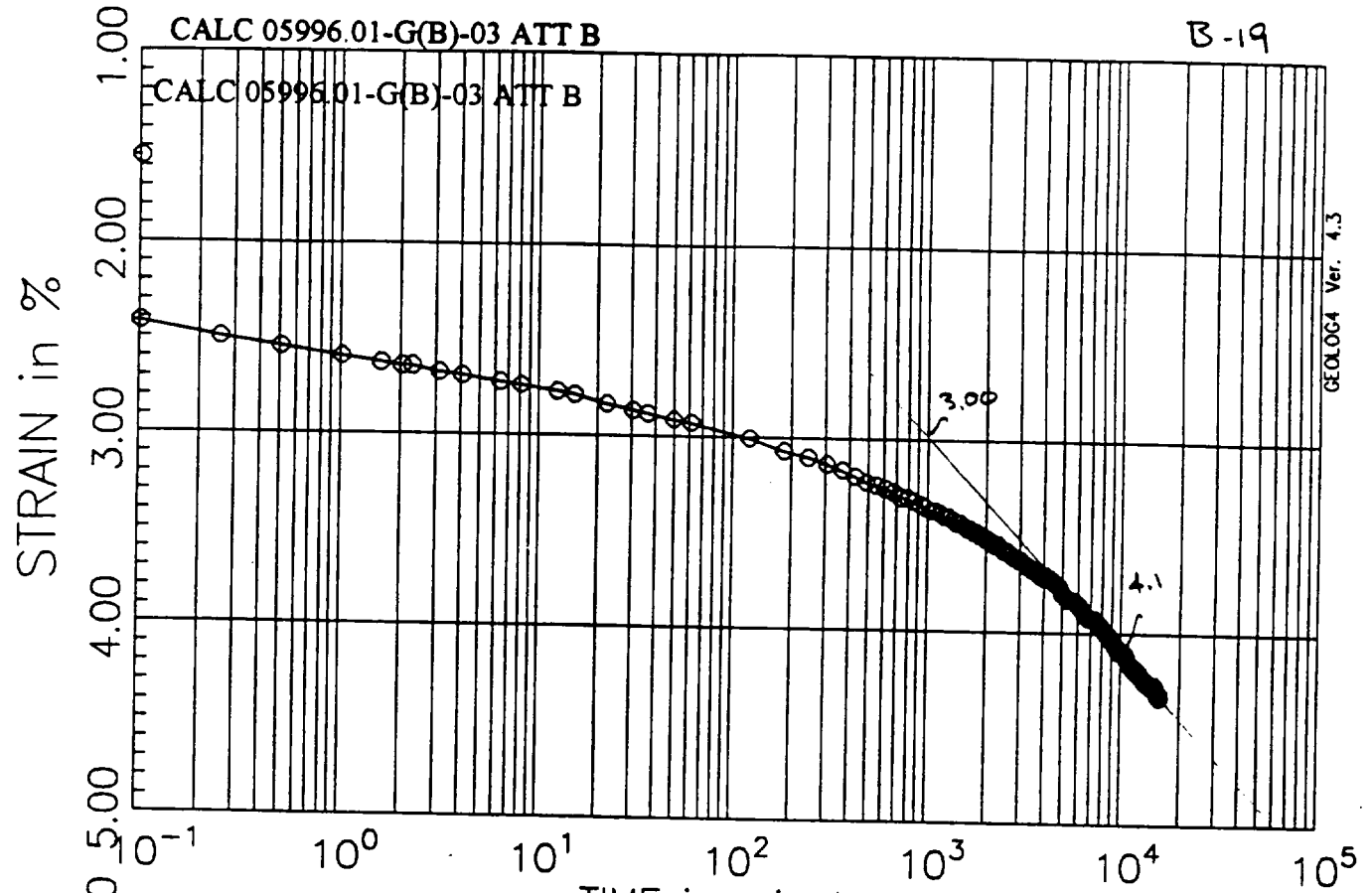

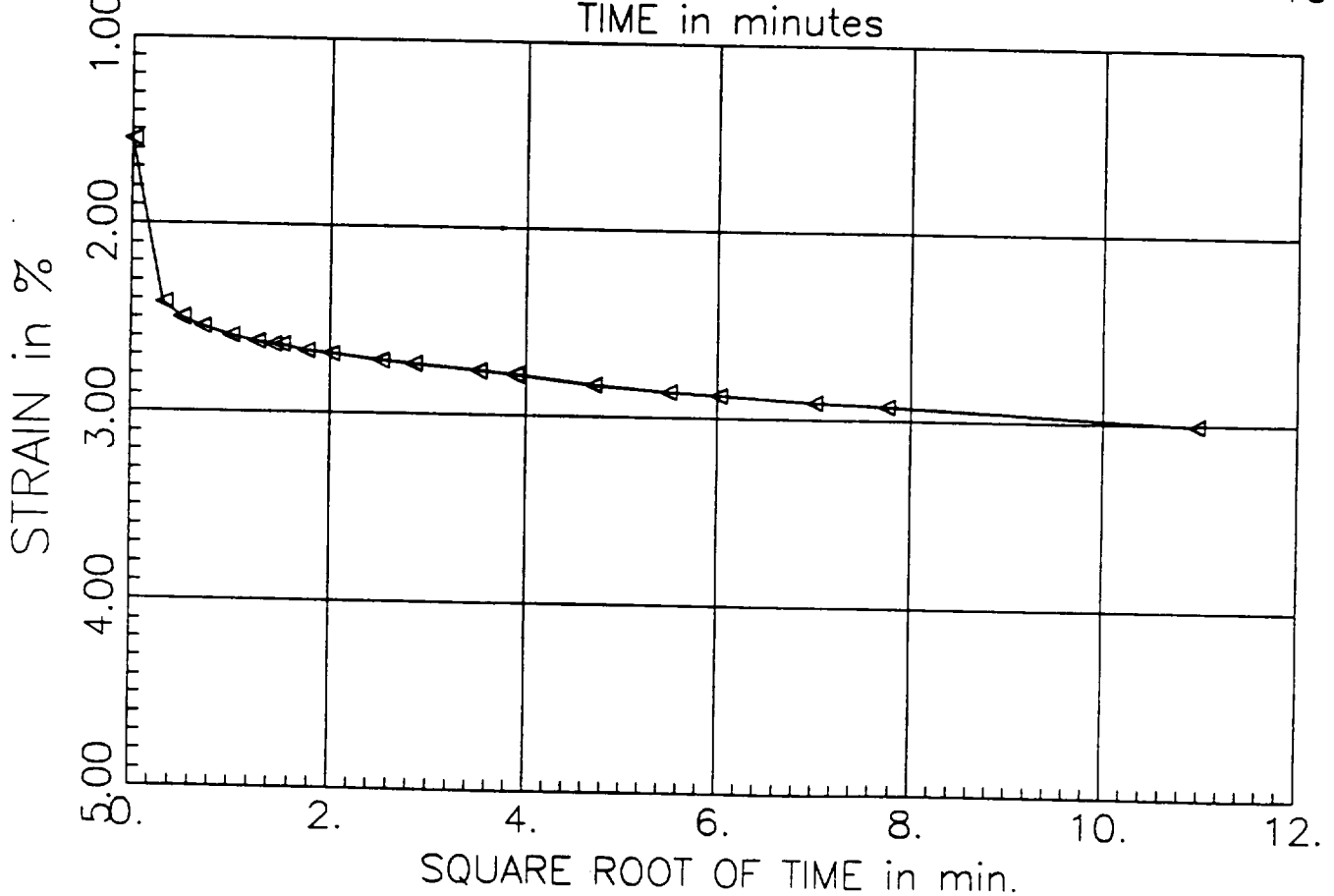

PRESSURE INCREMENT
from 1.00 tsf to 2.00 tsf

Test No: 2
Testname: C1-U3D

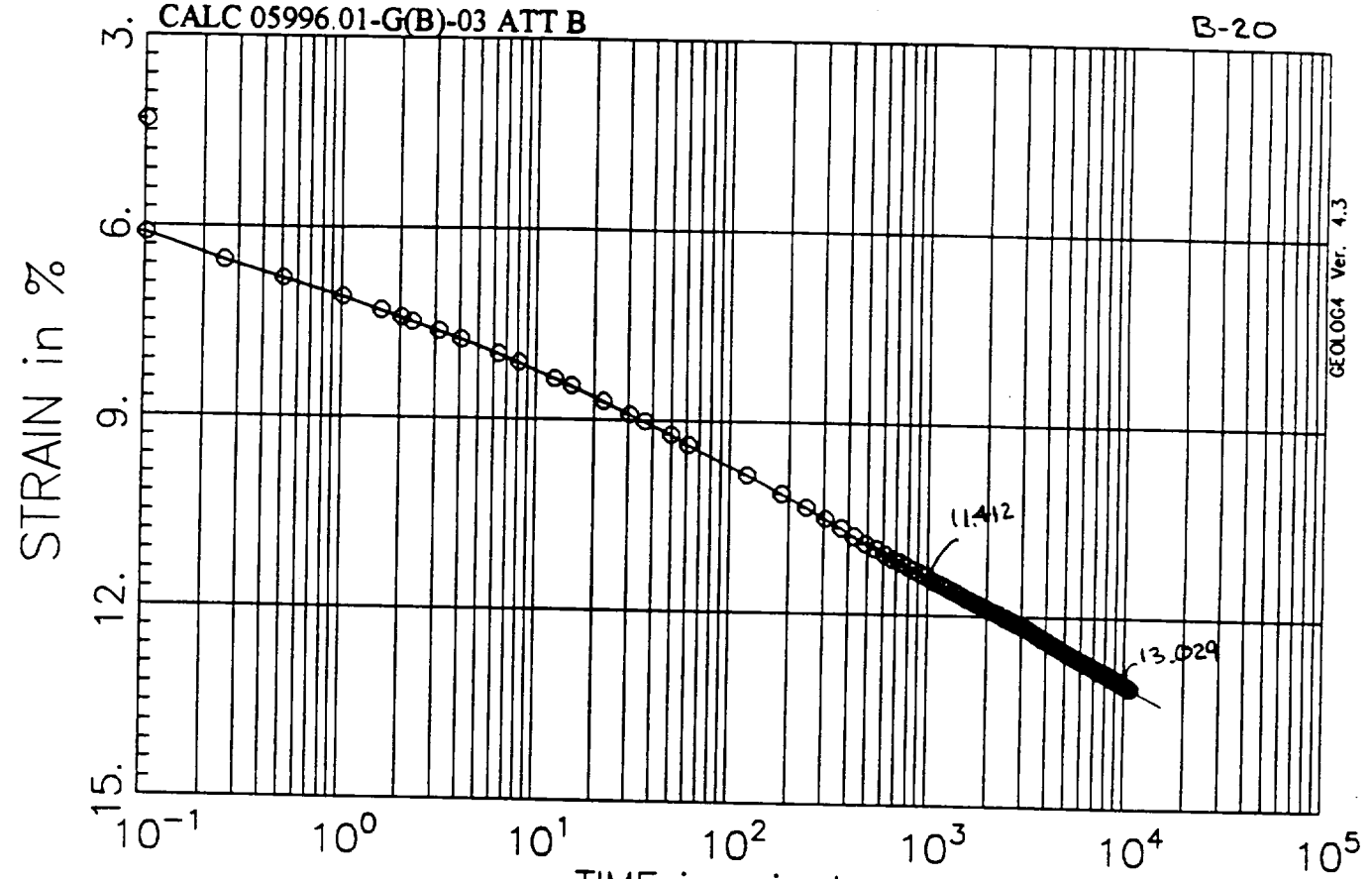

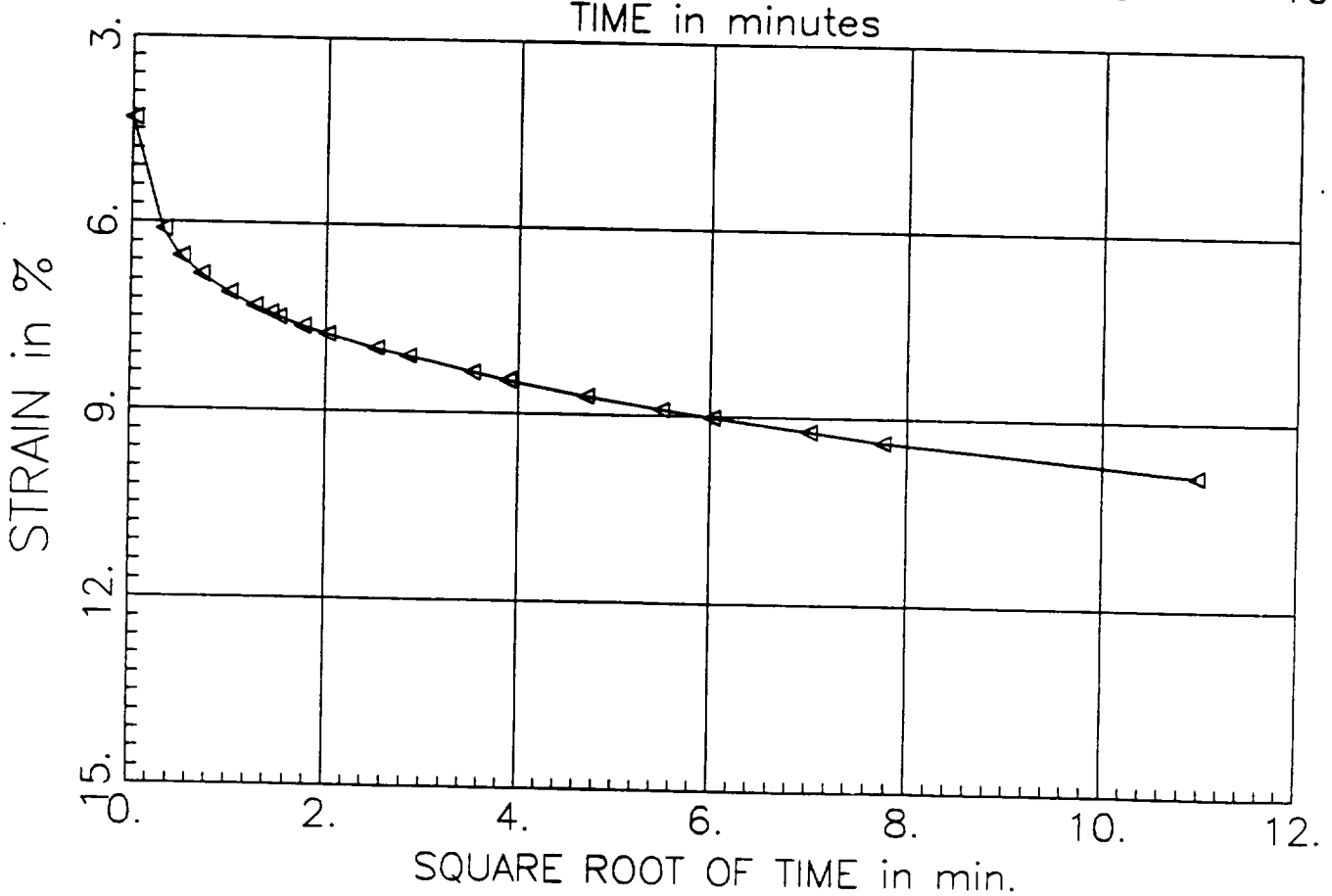

PRESSURE INCREMENT
from 2.00 tsf to 4.00 tsf

Test No: 2
Testname: C1-U3D

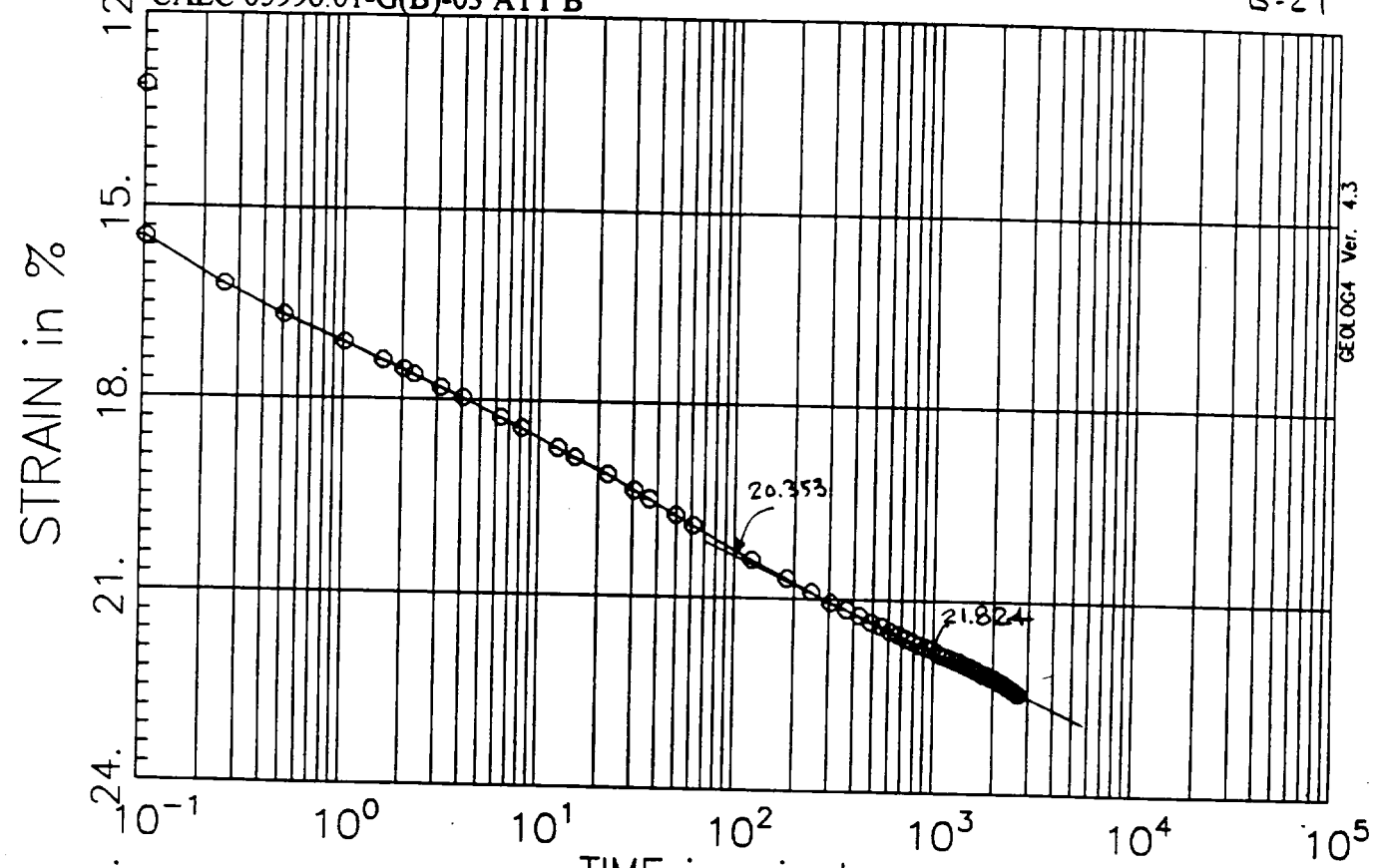

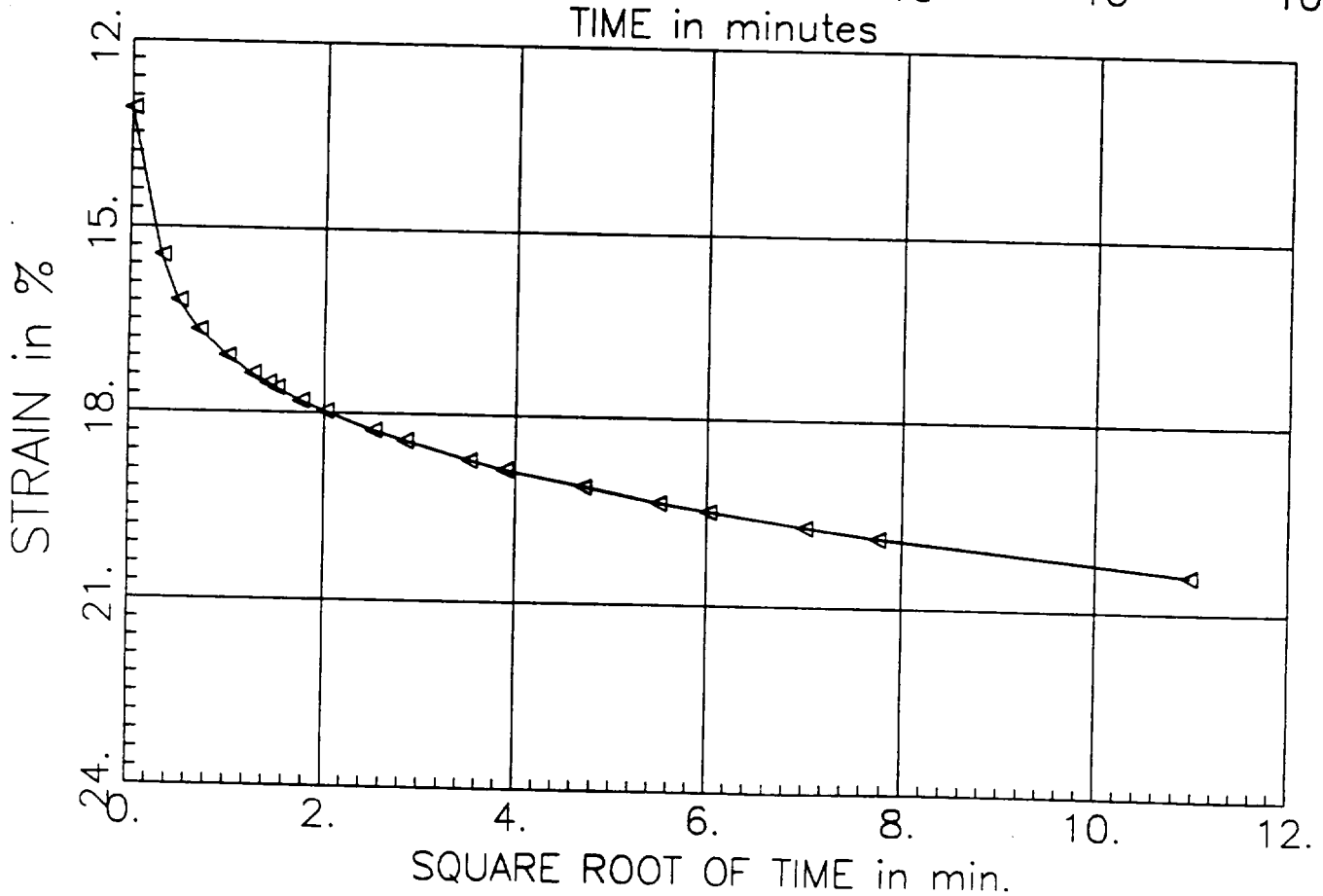

PRESSURE INCREMENT
from 4.00 tsf to 8.00 tsf

Test No: 2
Testname: C1-U3D

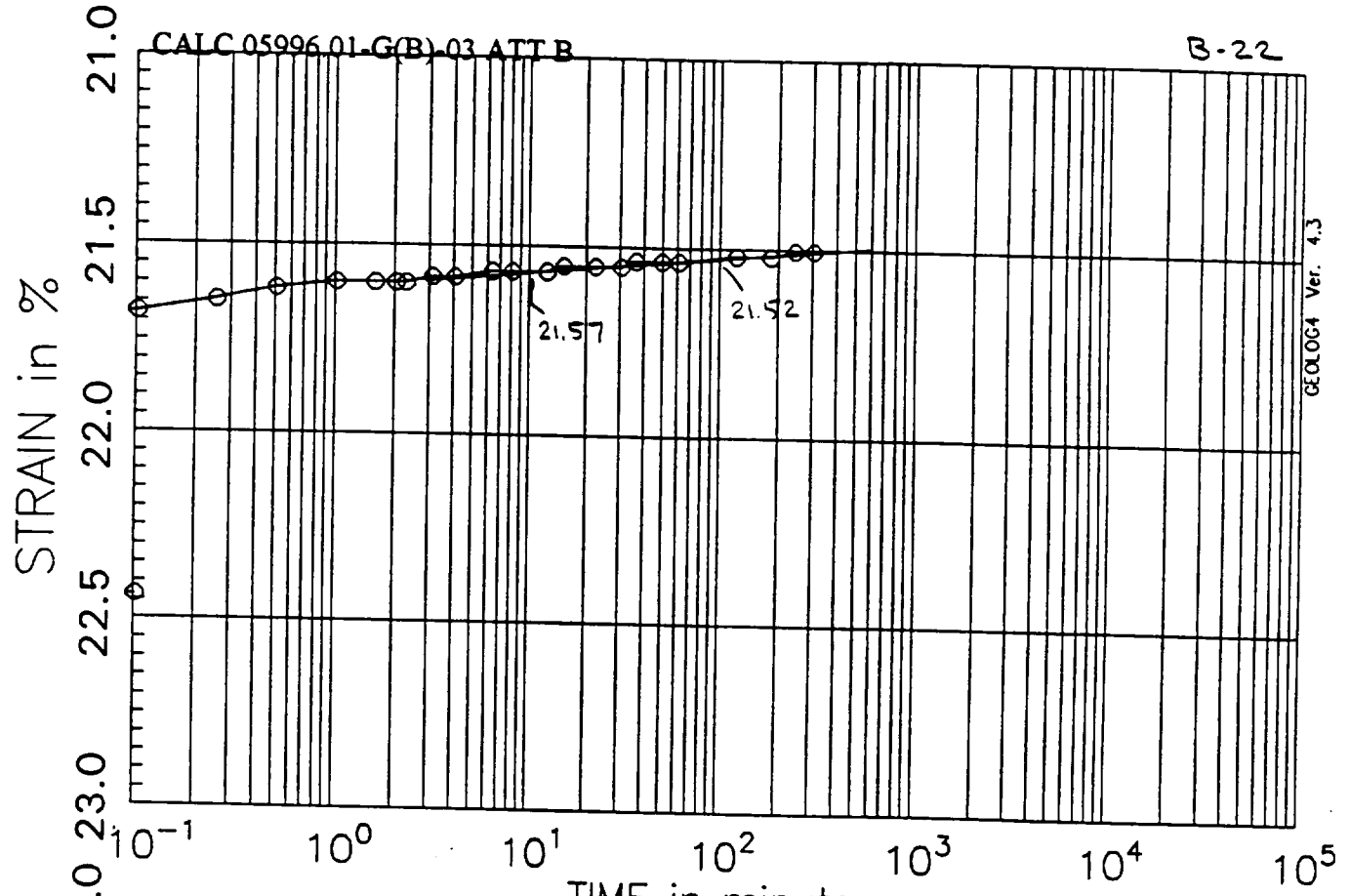

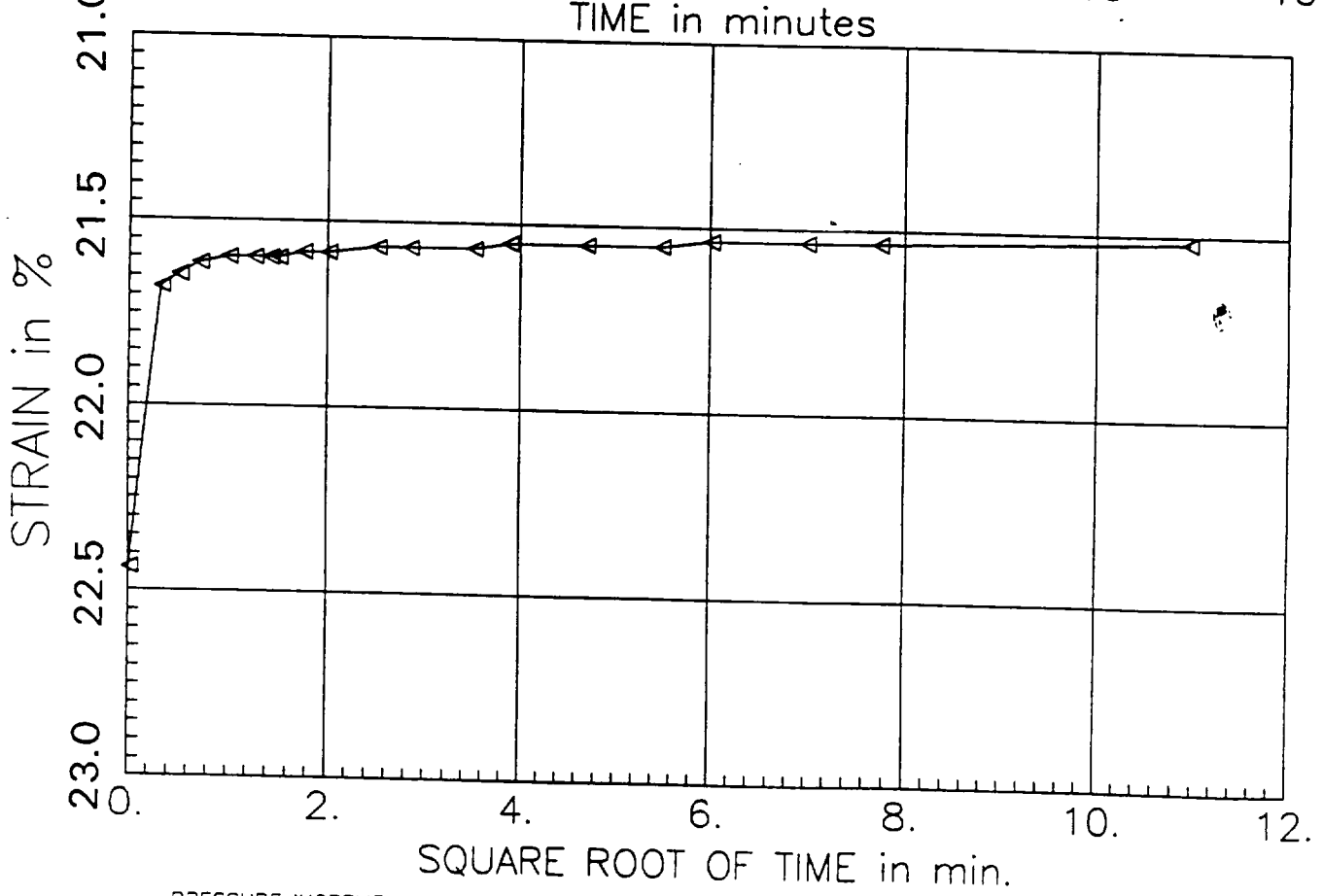

PRESSURE INCREMENT
from 8.00 tsf to 2.00 tsf

Test No: 2
Testname: C1-U3D

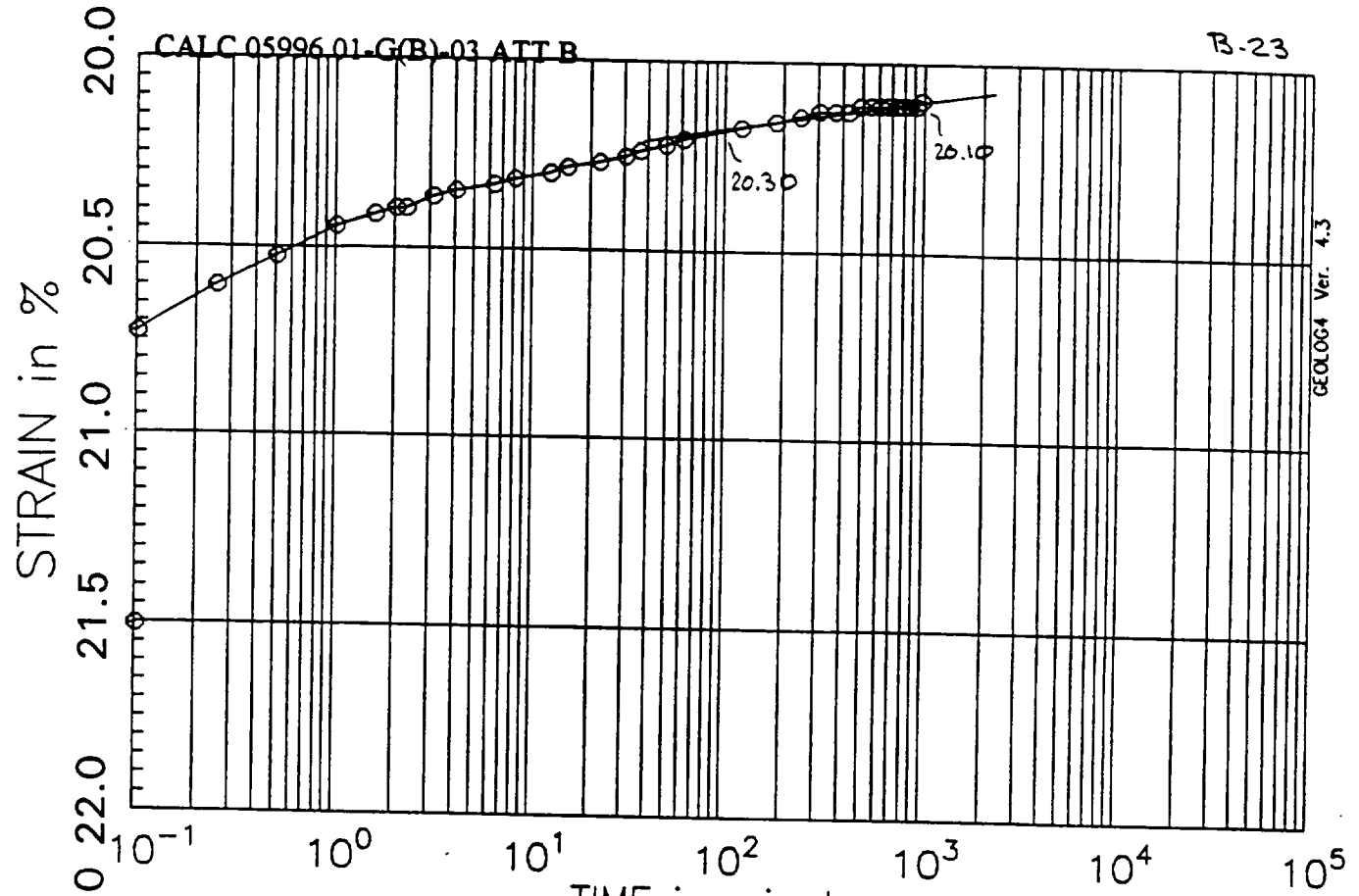

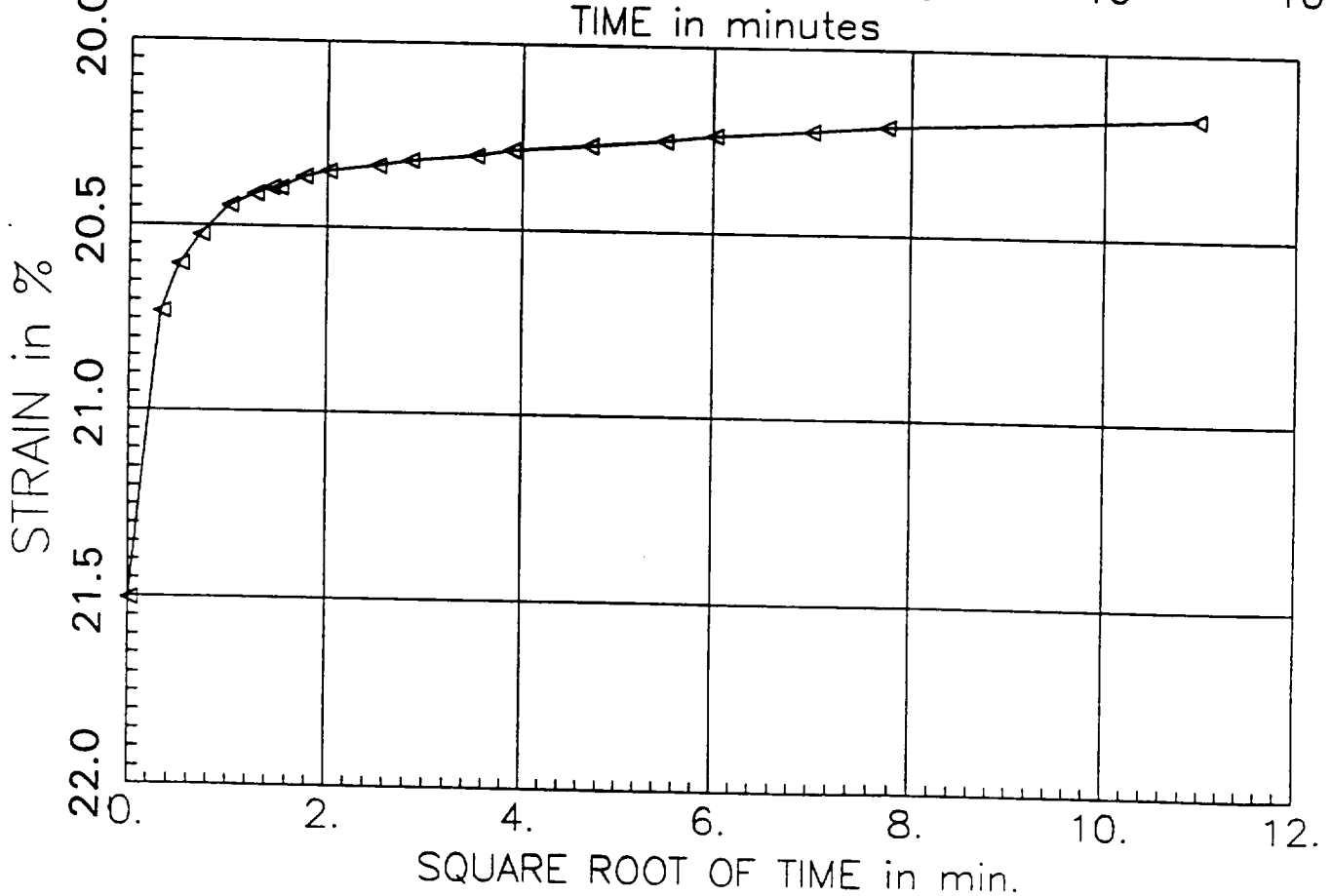

PRESSURE INCREMENT
from 2.00 tsf to 0.50 tsf

Test No: 2
Testname: C1-U3D

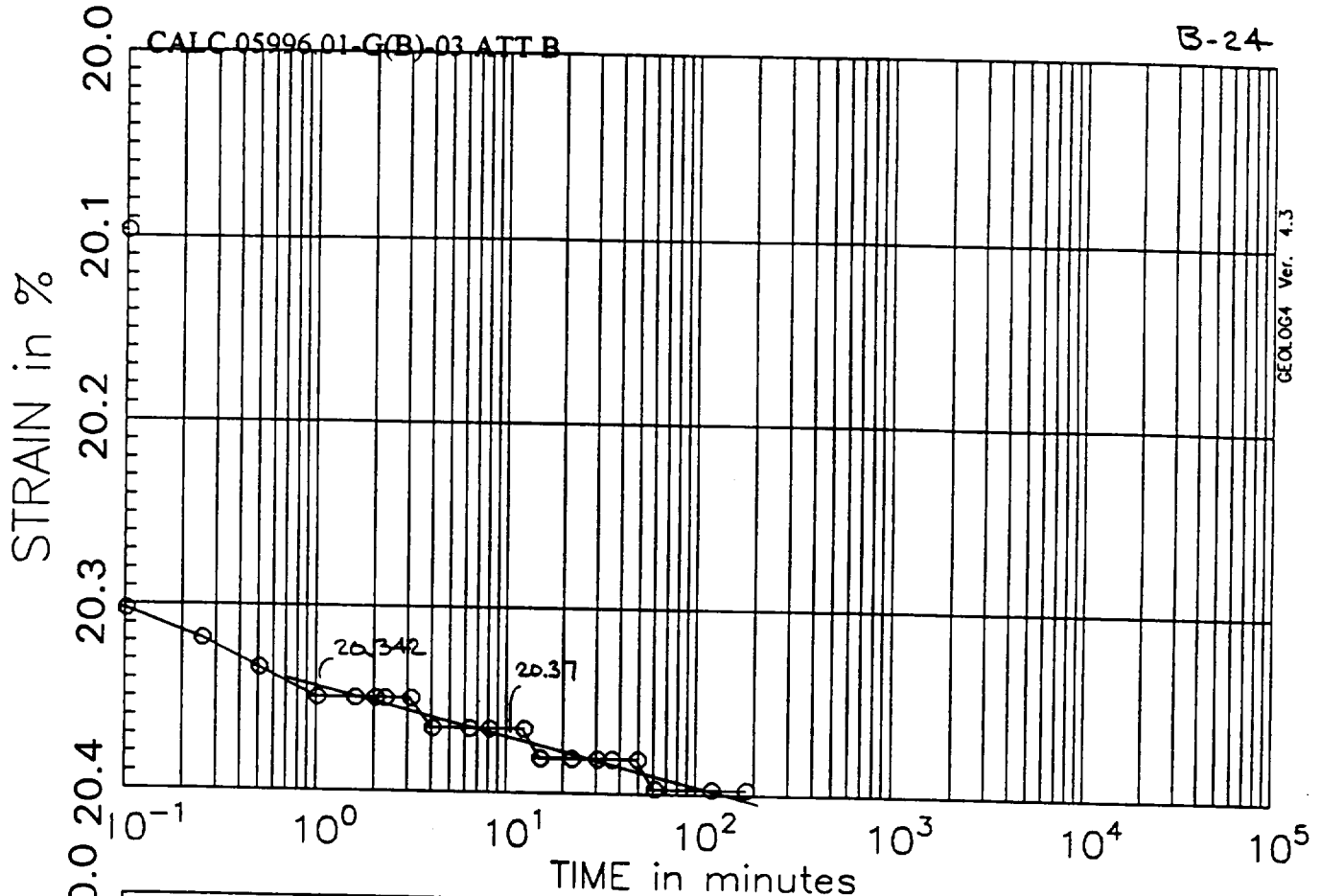

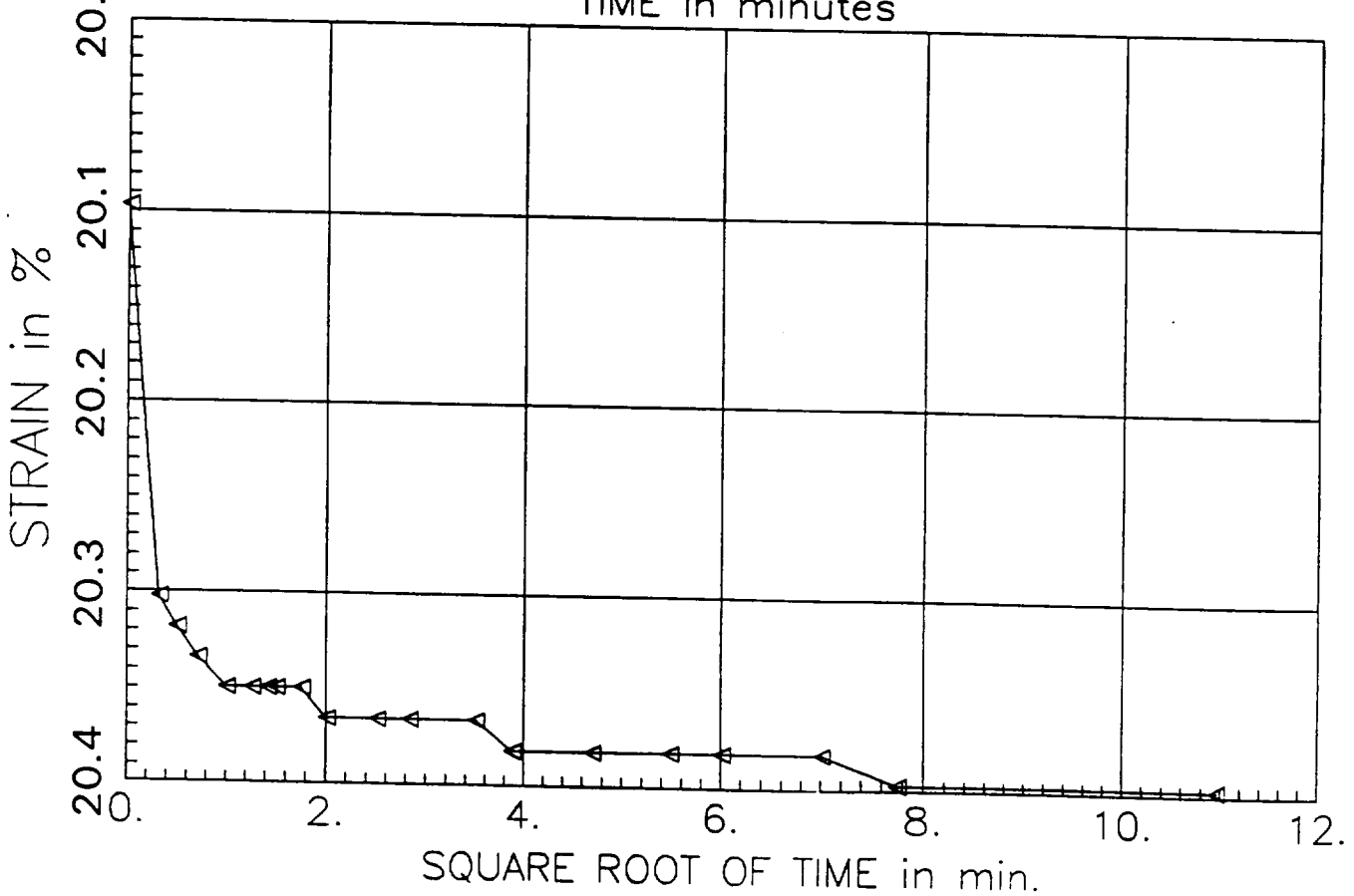

PRESSURE INCREMENT
from 0.50 tsf to 1.00 tsf

Test No: 2
Testname: C1-U3D

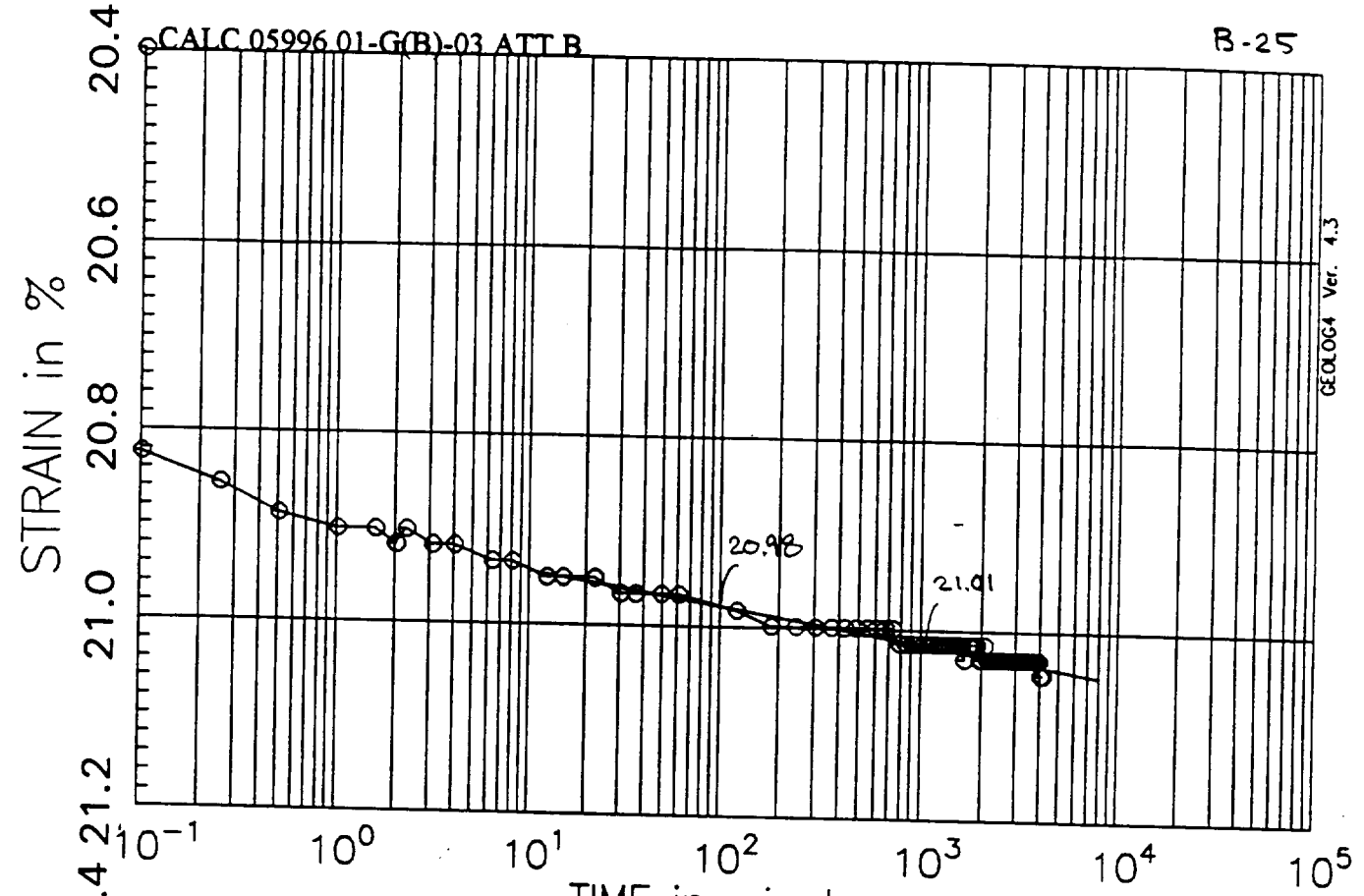

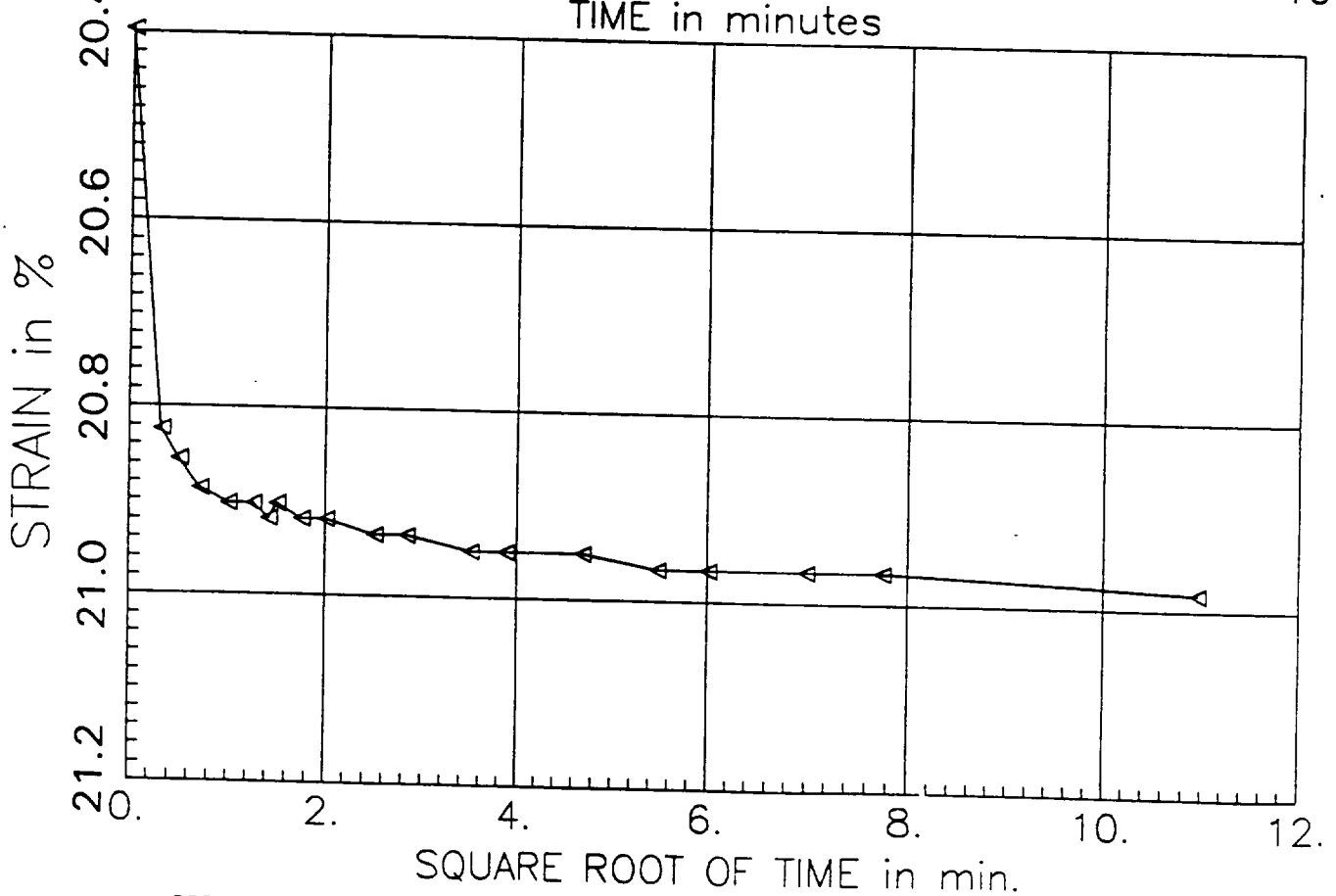

PRESSURE INCREMENT
from 1.00 tsf to 2.00 tsf

Test No: 2
Testname: C1-U3D

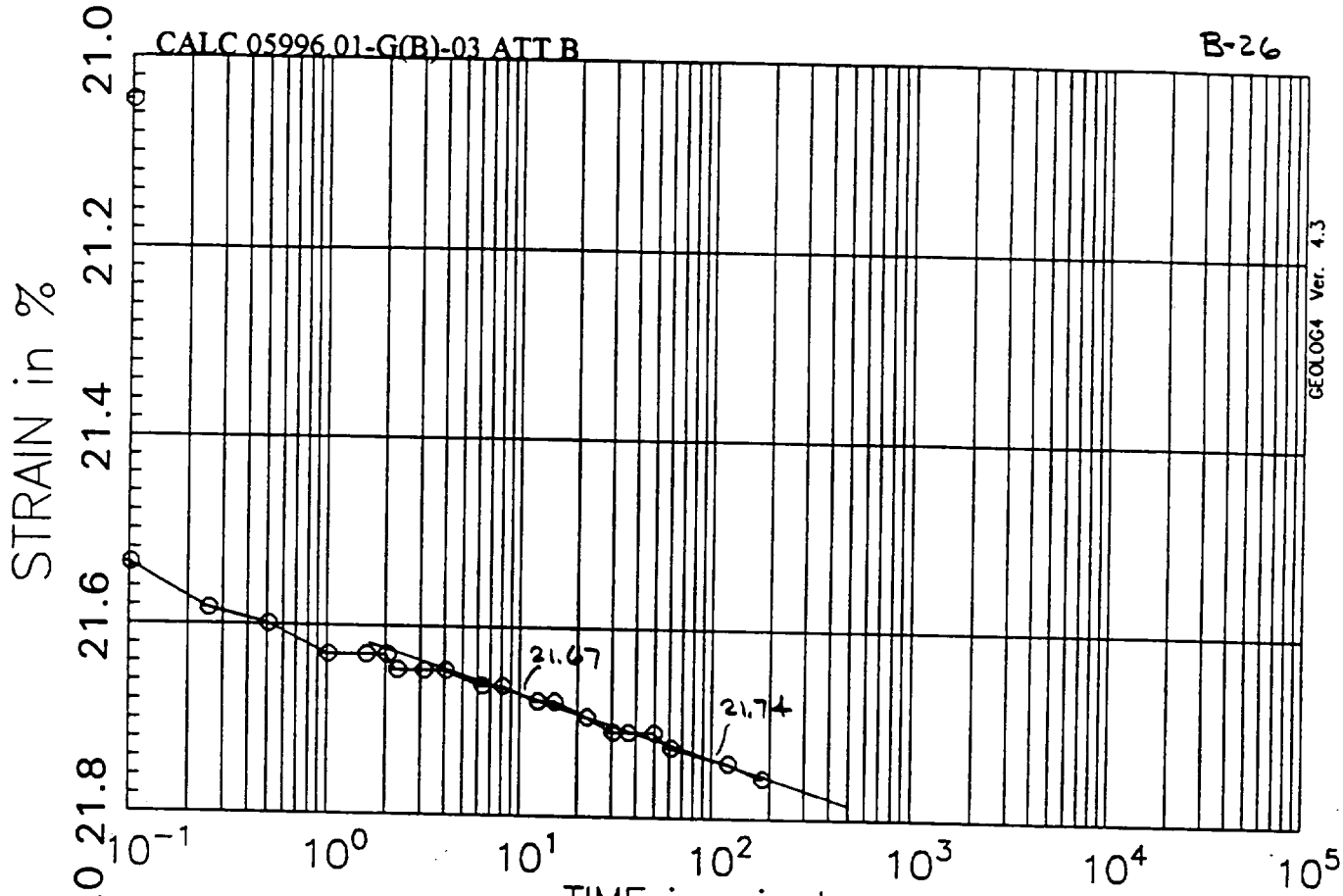

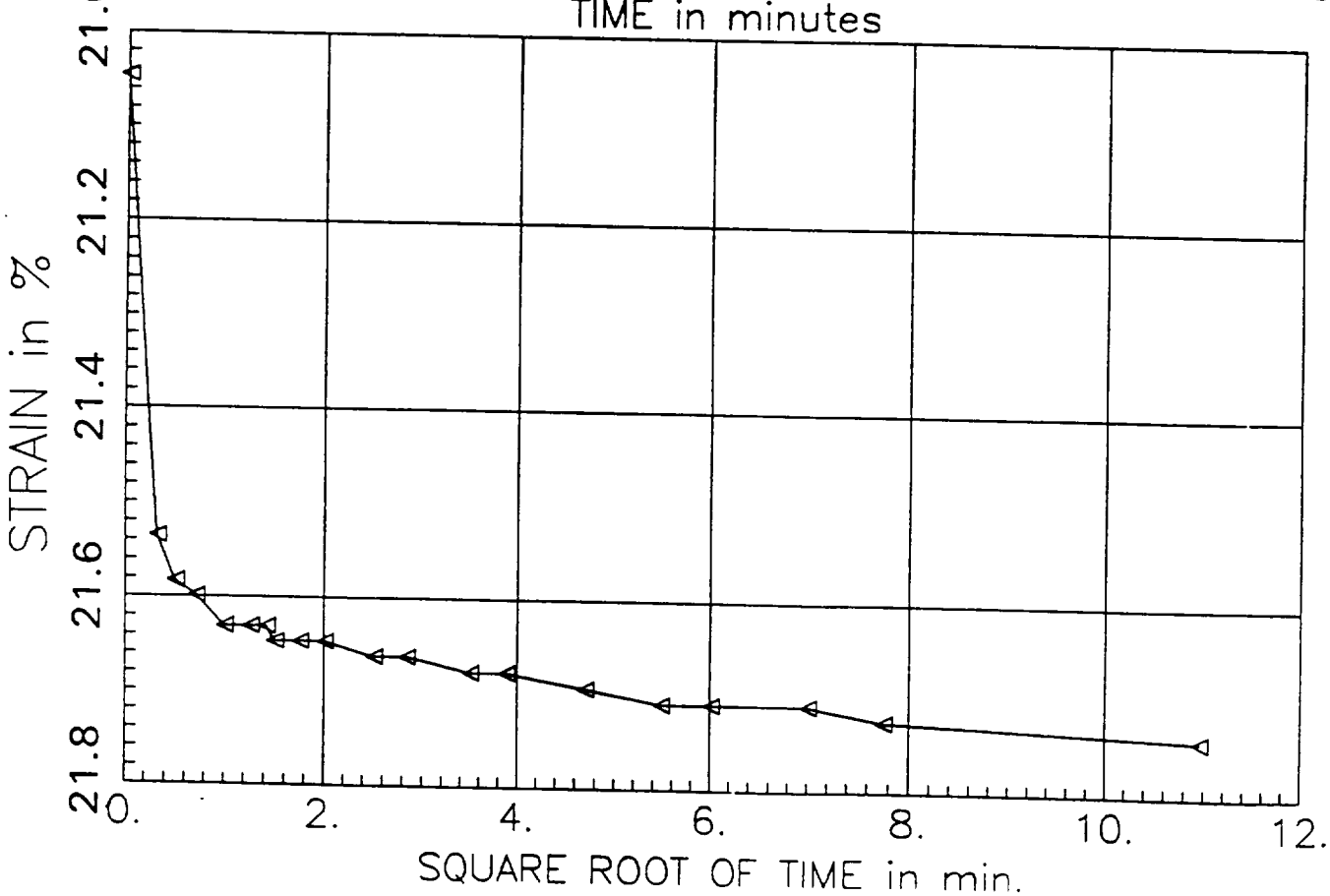

PRESSURE INCREMENT
from 2.00 tsf to 4.00 tsf

Test No: 2
Testname: C1-U3D

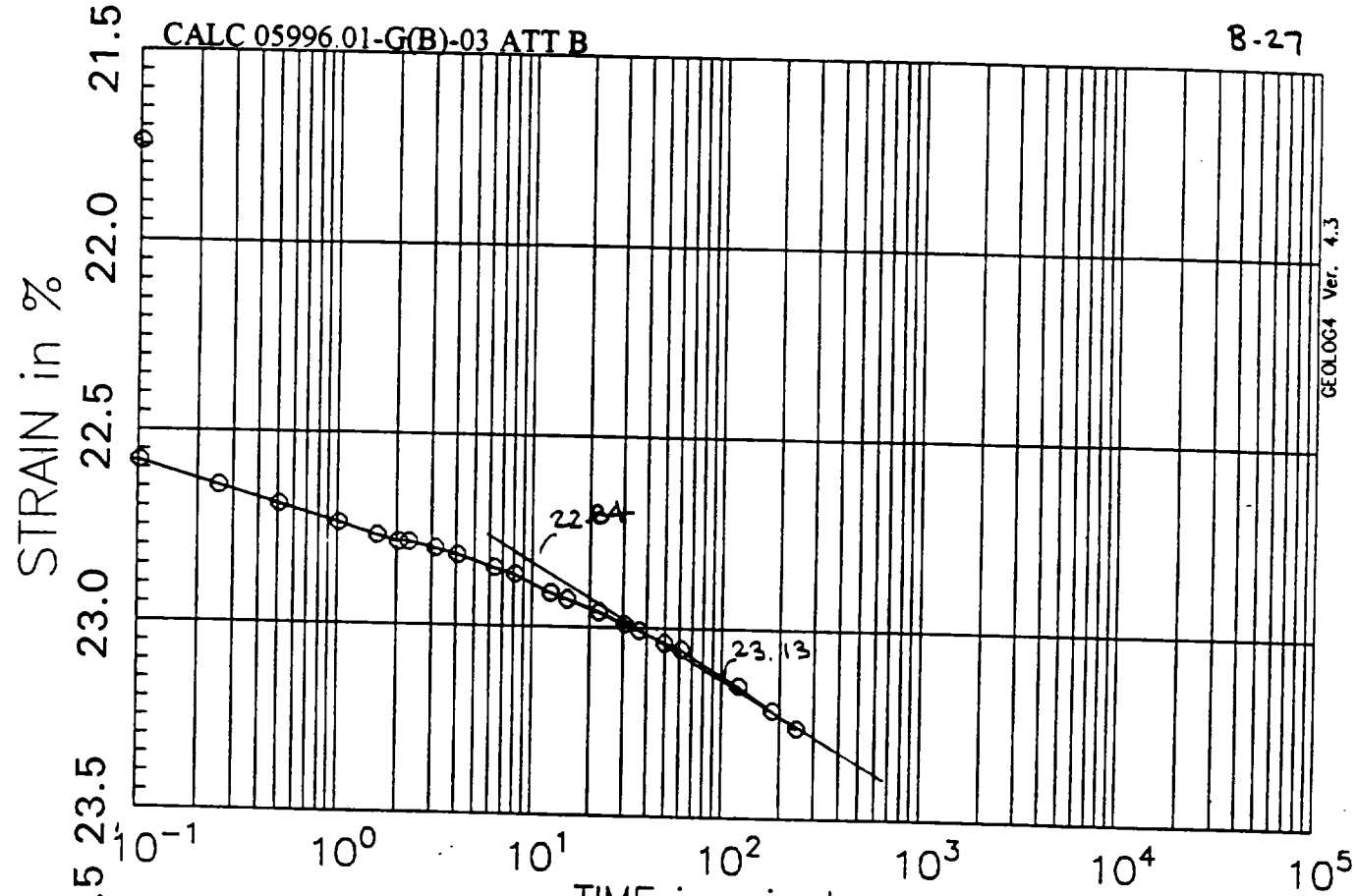

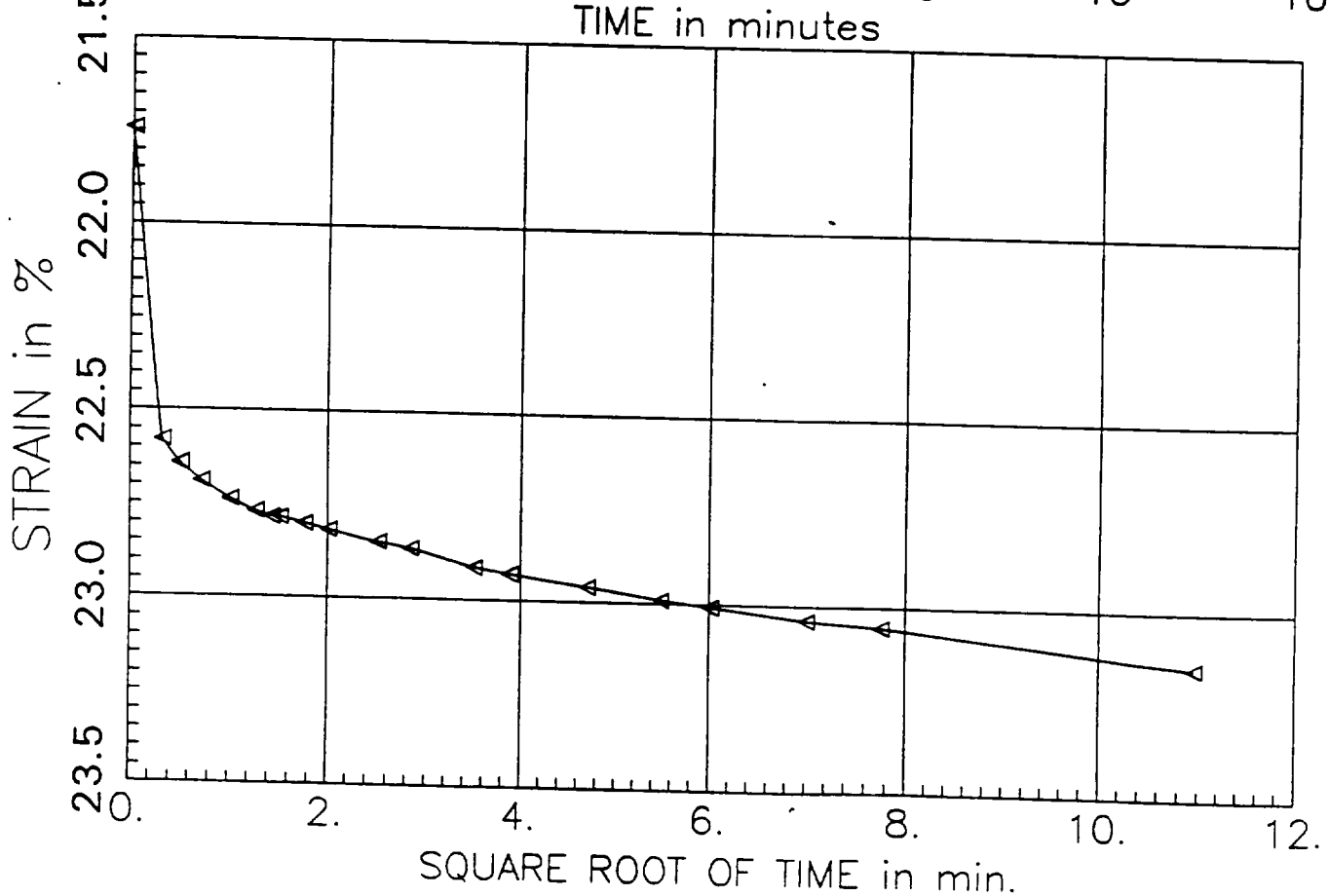

PRESSURE INCREMENT
from 4.00 tsf to 8.00 tsf

Test No: 2
Testname: C1-U3D

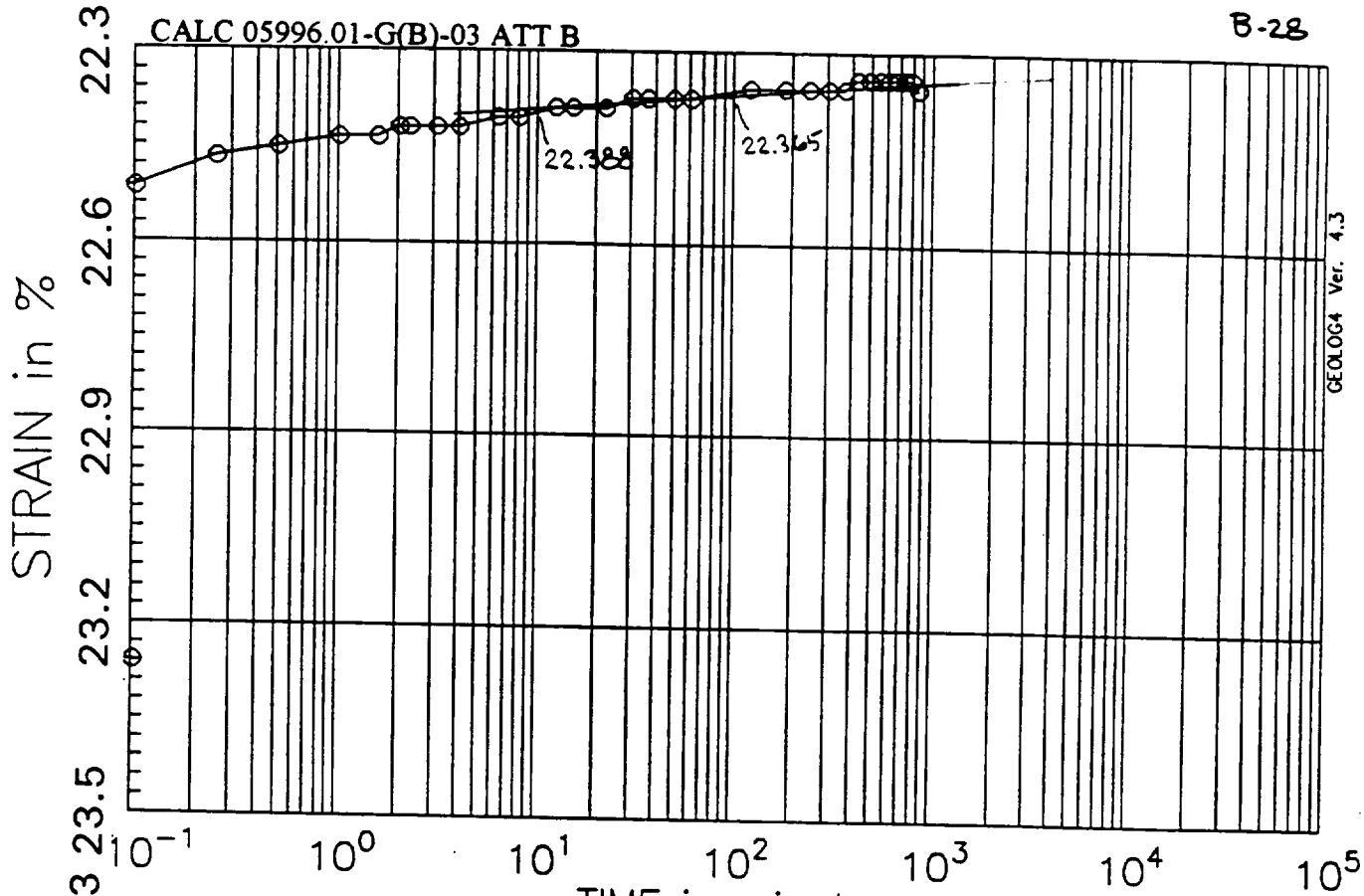

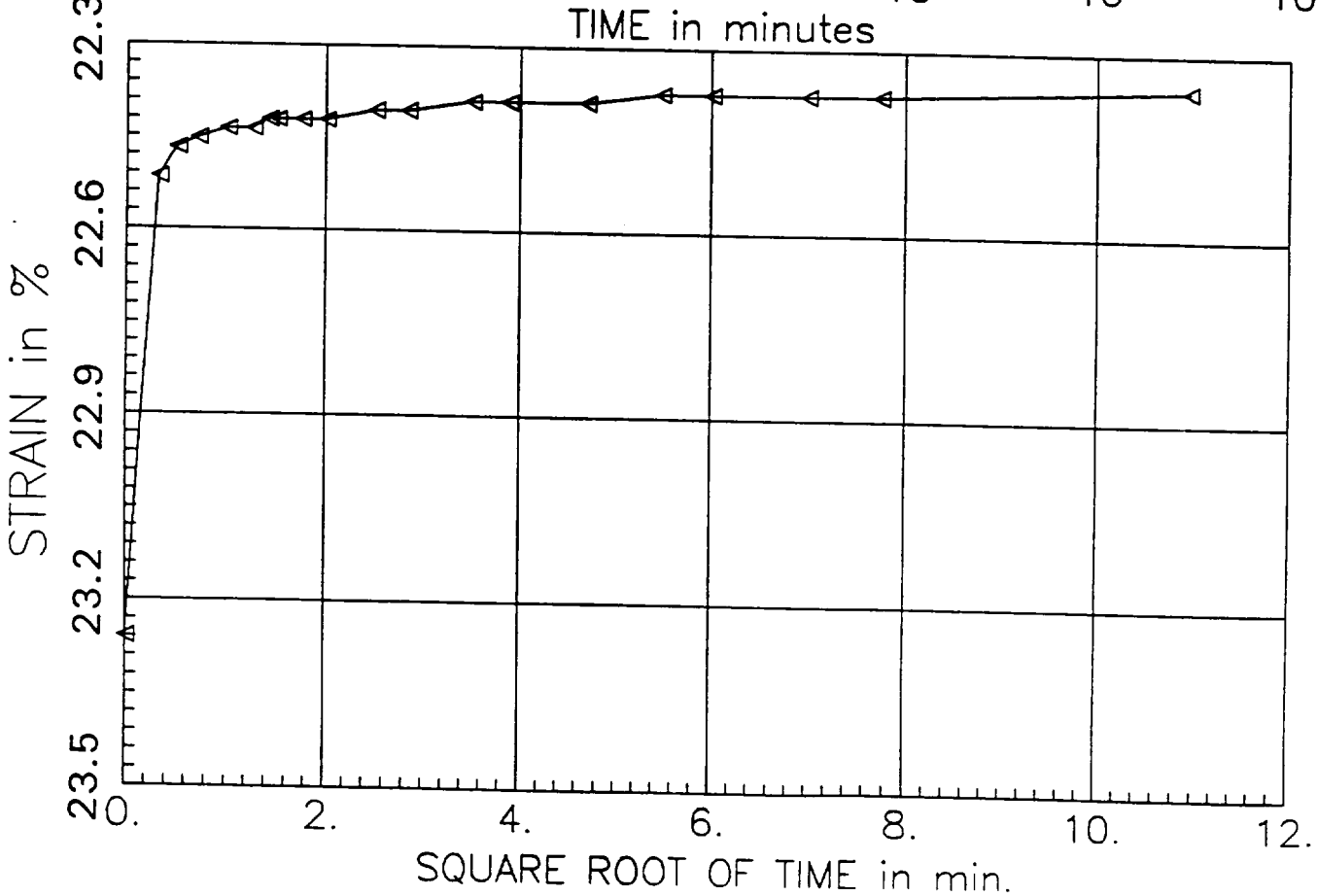

PRESSURE INCREMENT
from 8.00 tsf to 2.00 tsf

Test No: 2
Testrame: C1-U3D

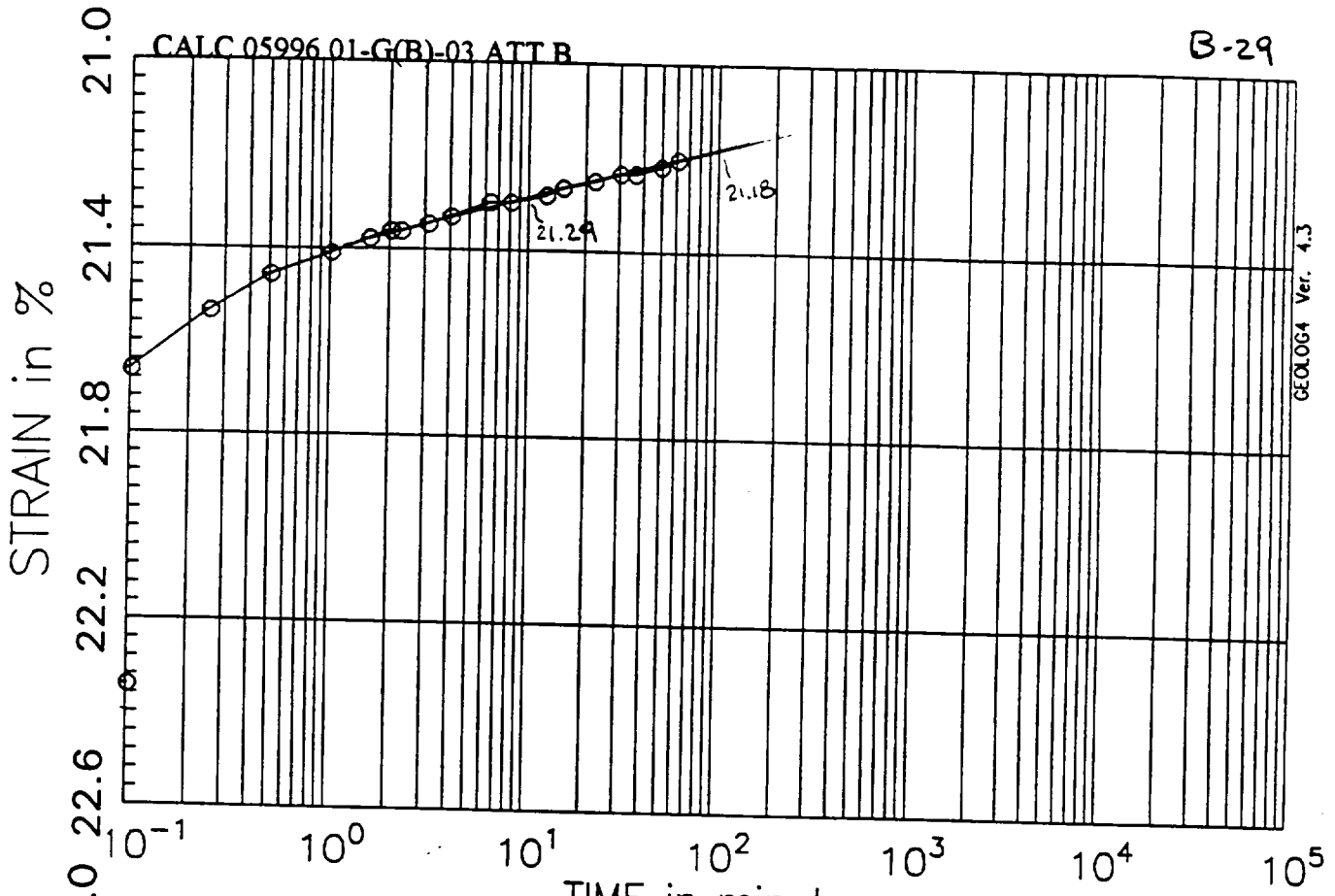

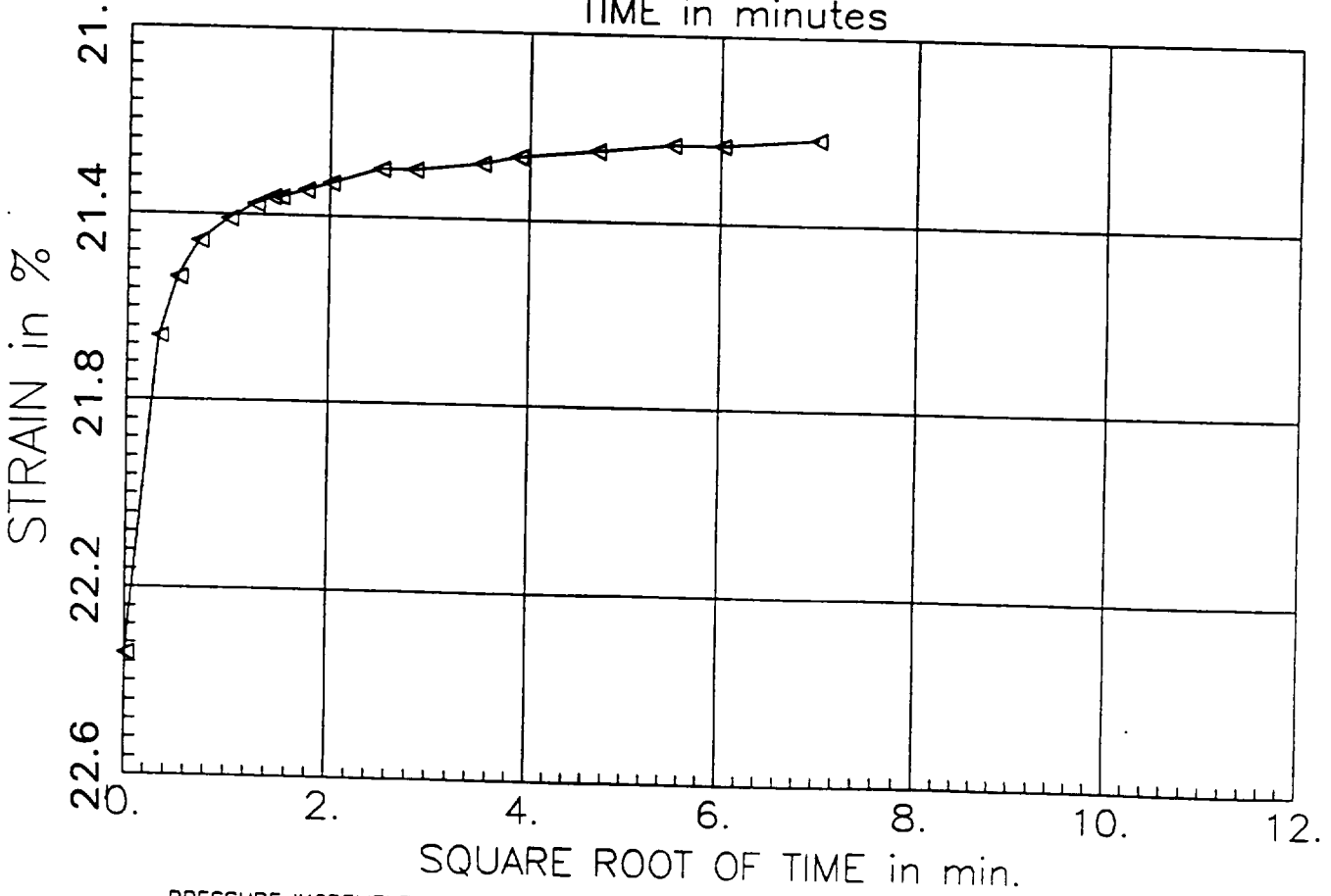

PRESSURE INCREMENT
from 2.00 tsf to 0.50 tsf

Test No: 2
Testname: C1-J3D

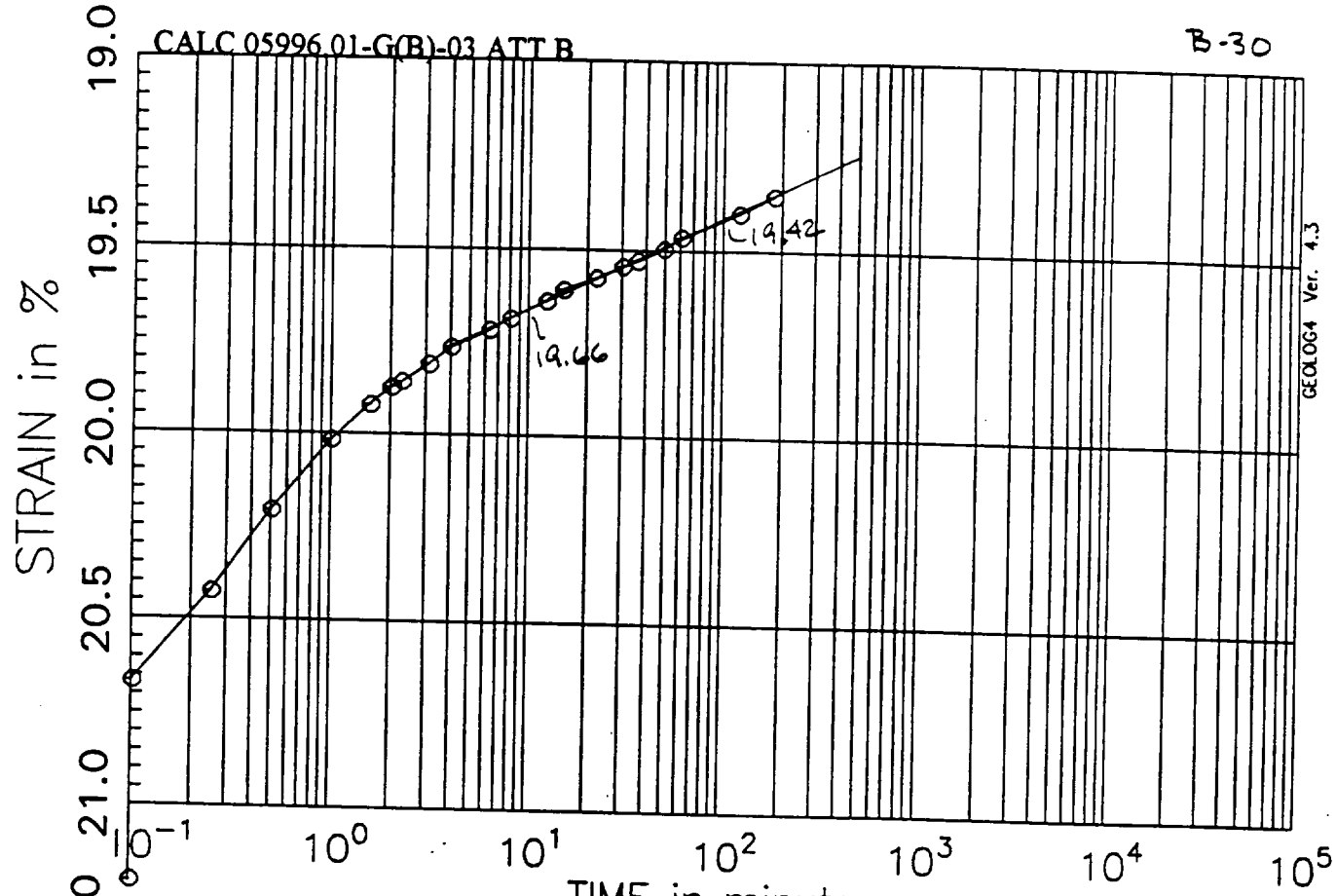

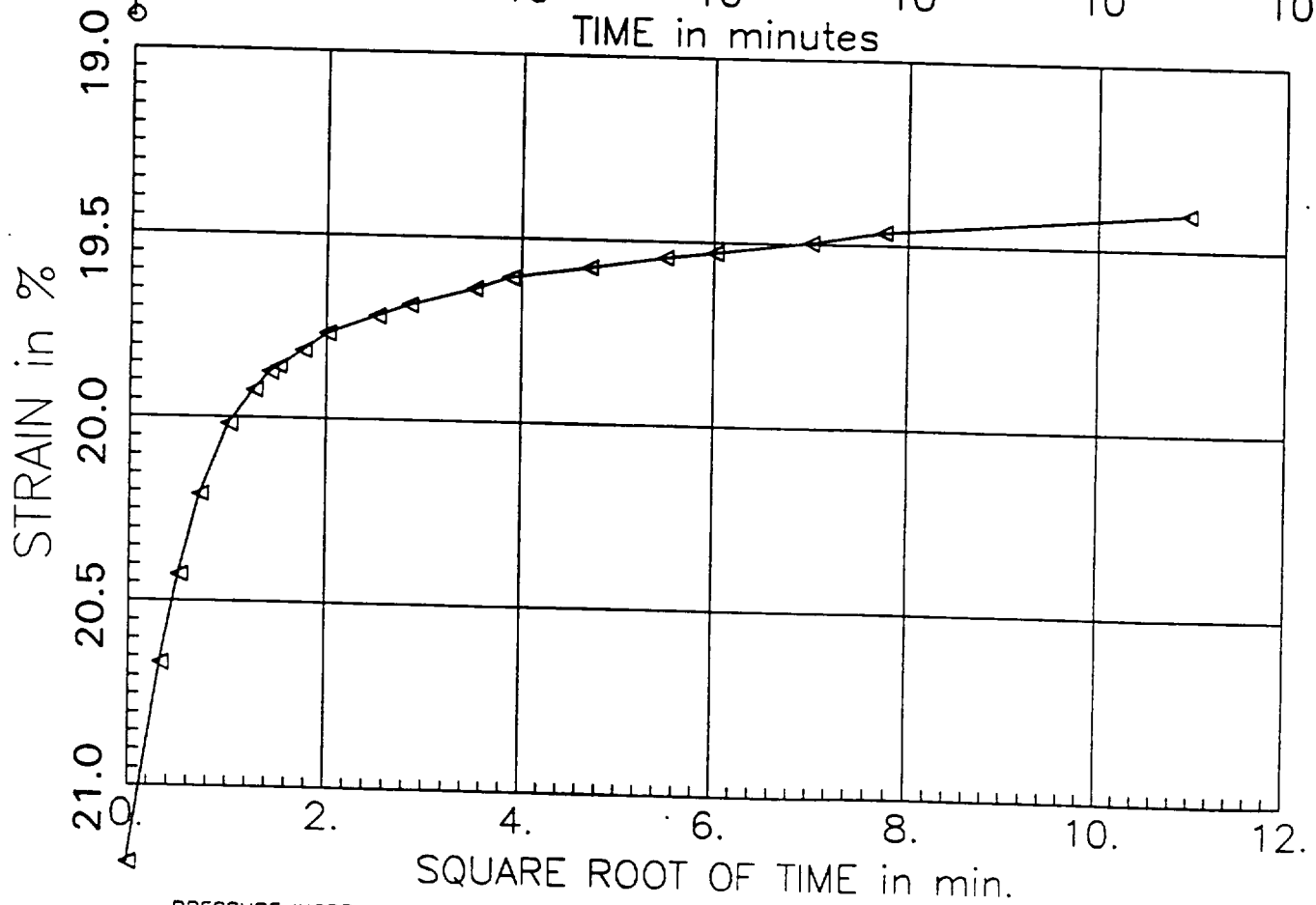

PRESSURE INCREMENT
from 0.50 tsf to 0.10 tsf

Test No: 2
Testname: C'-U3D

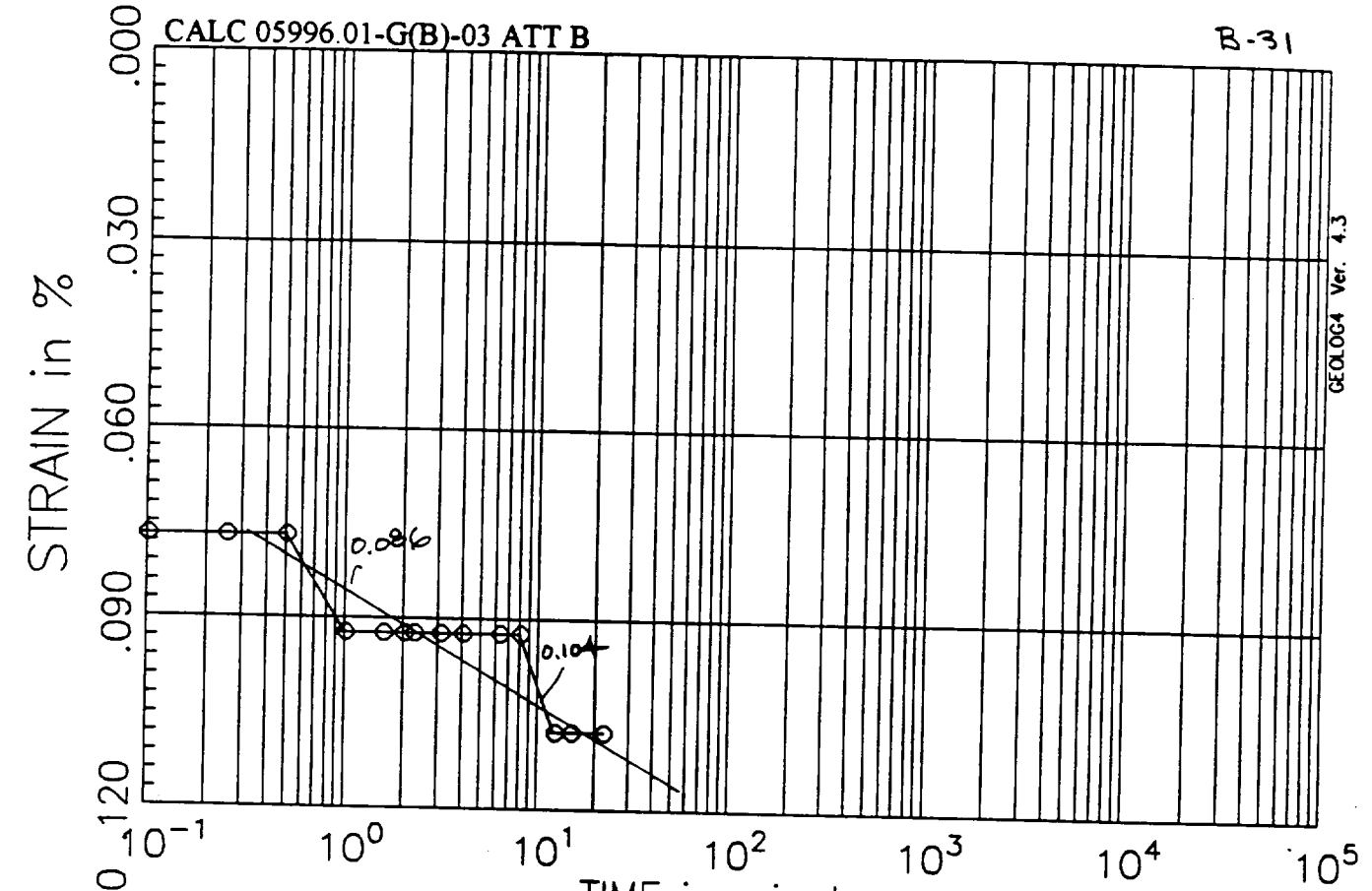

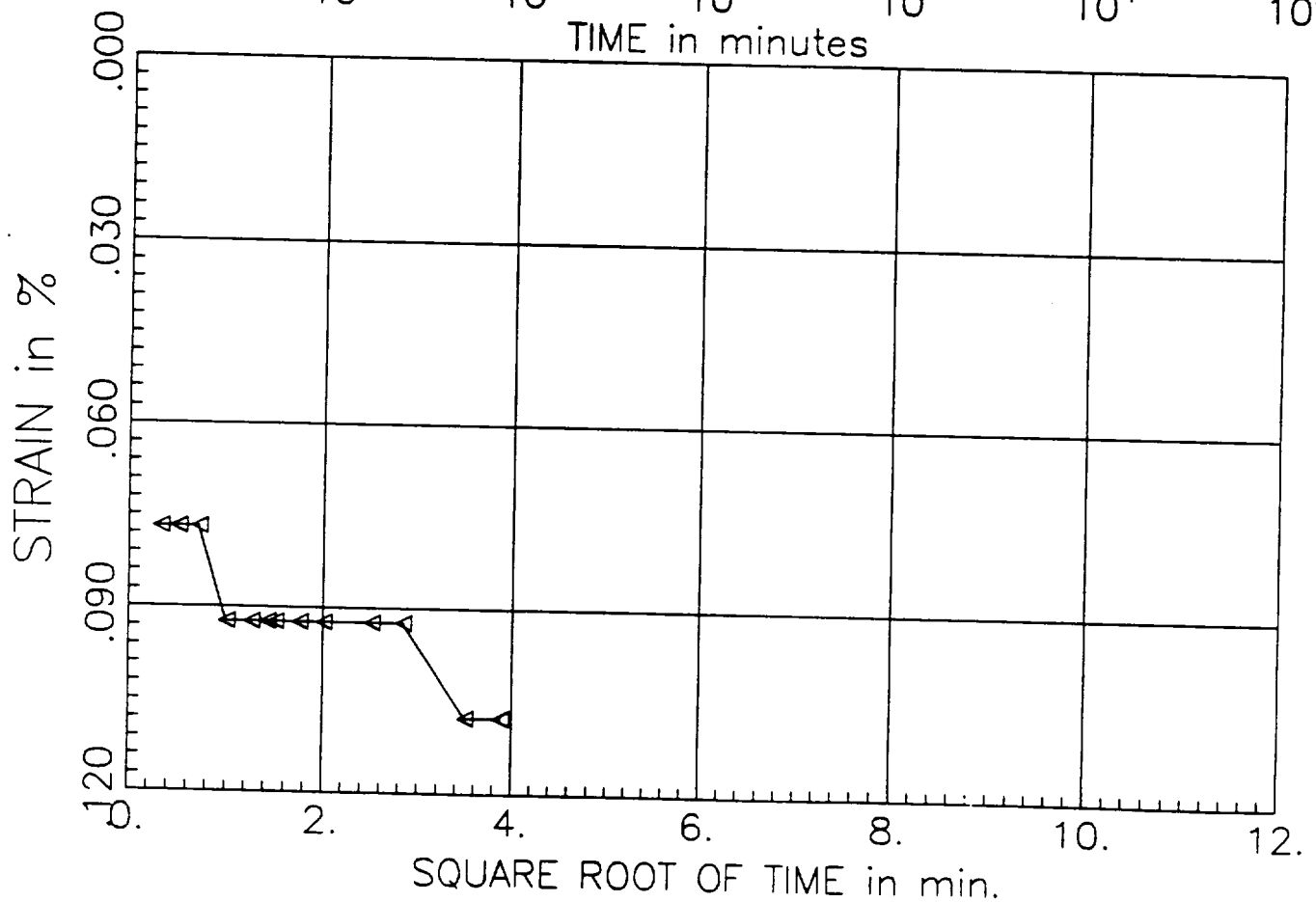

PRESSURE INCREMENT
from 0.00 tsf to 0.10 tsf

Test No: 3
Testname: C2-U2C

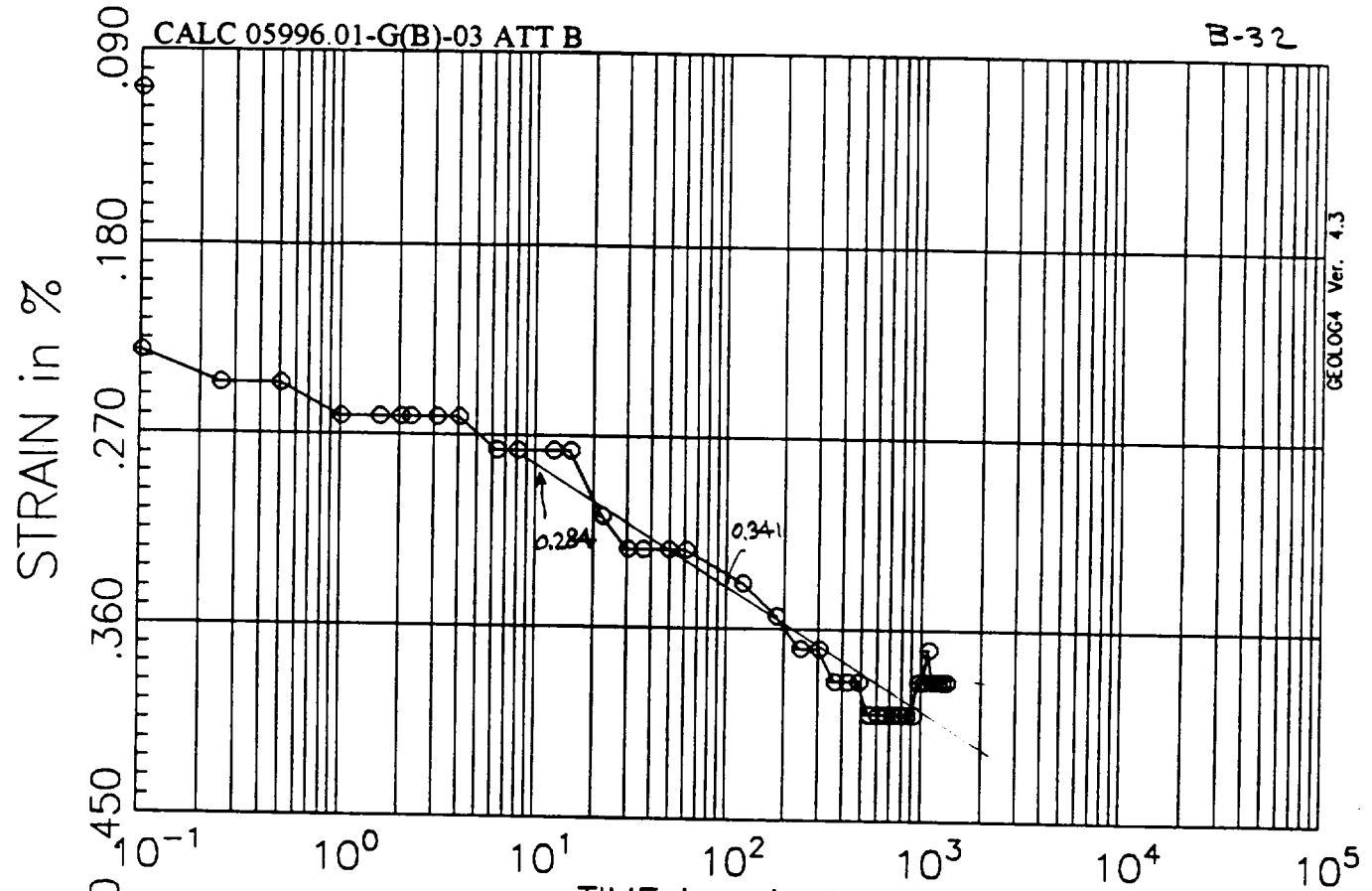

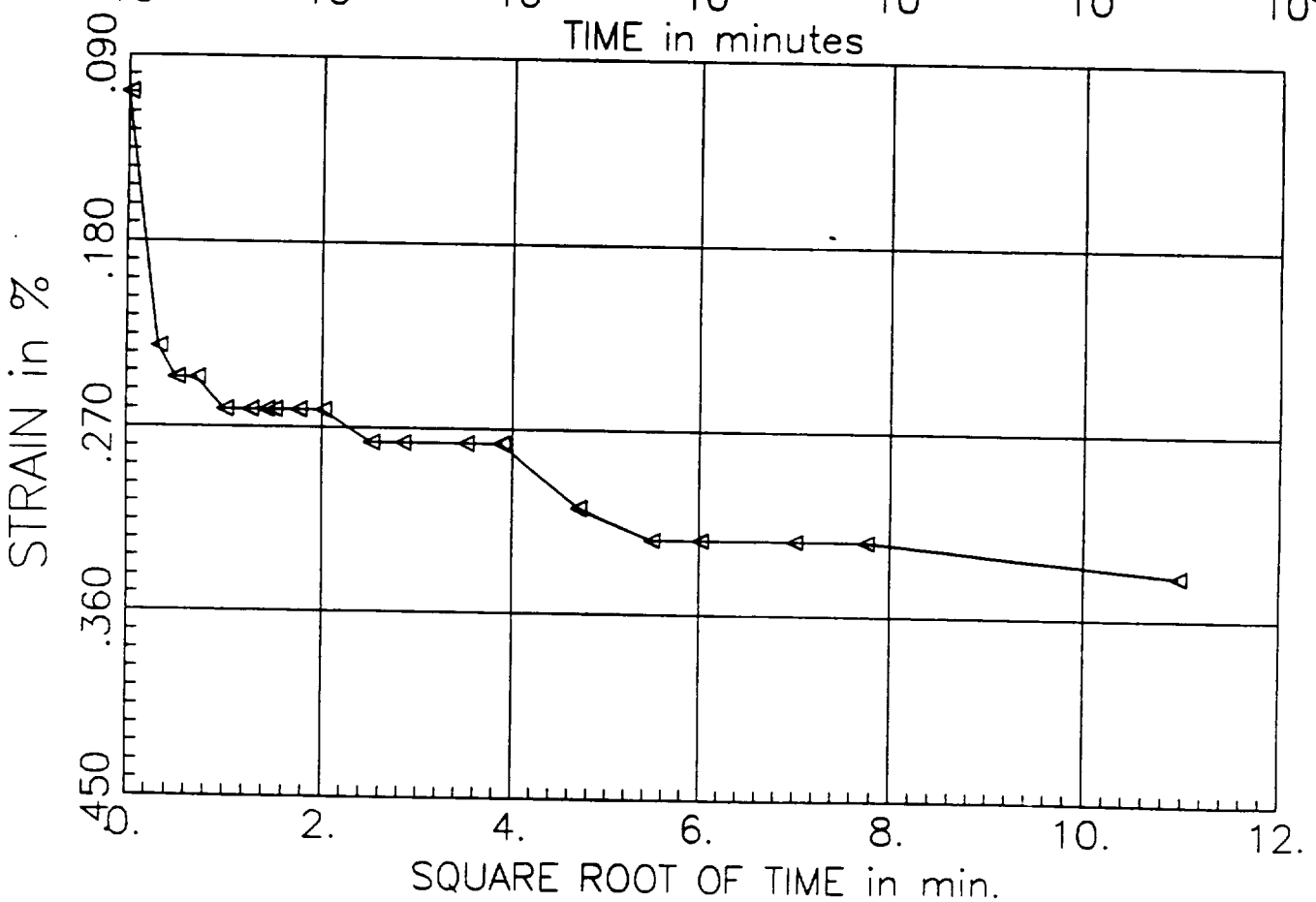

PRESSURE INCREMENT
from 0.10 tsf to 0.25 tsf

Test No: 3
Testname: C2-U2C

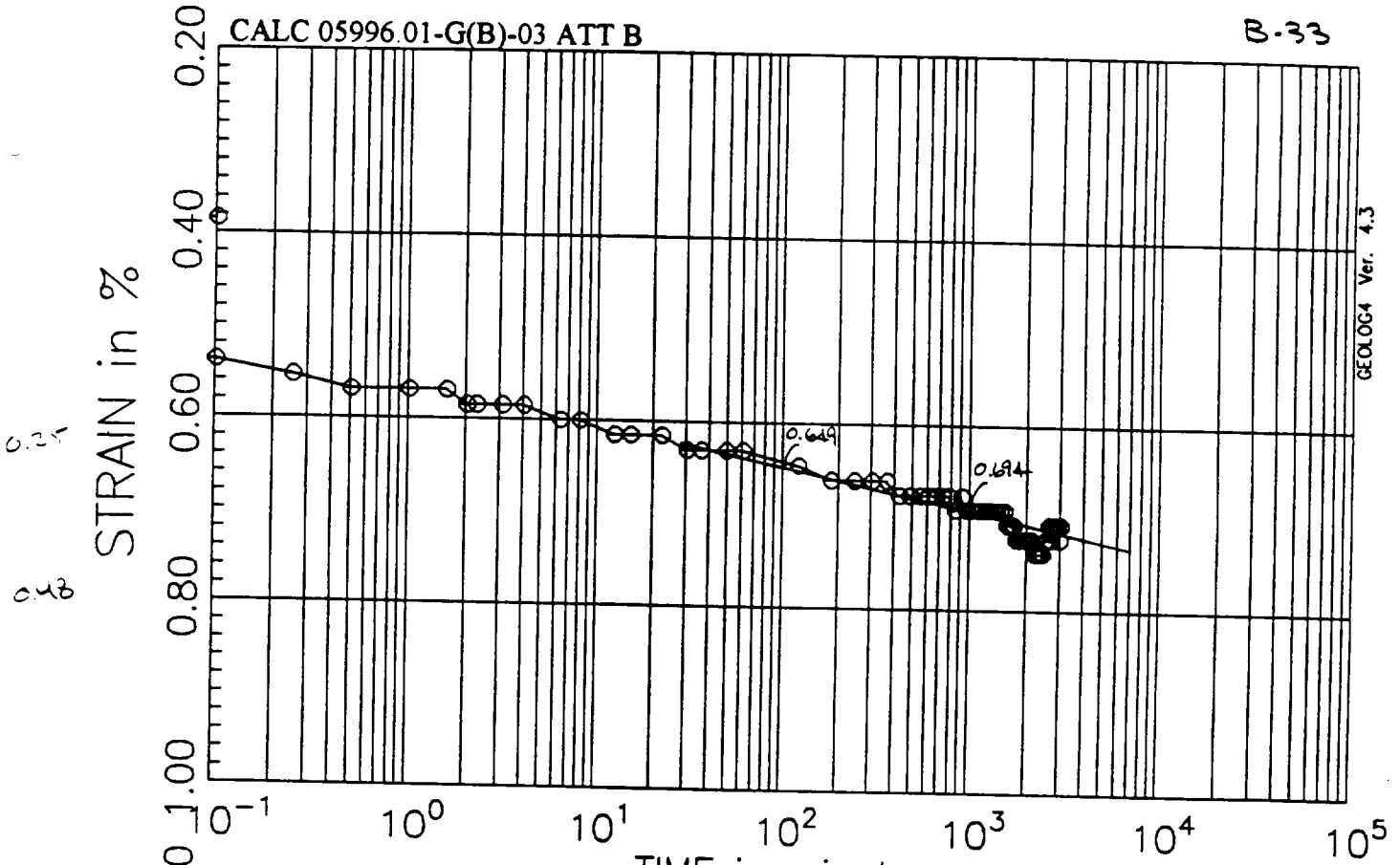

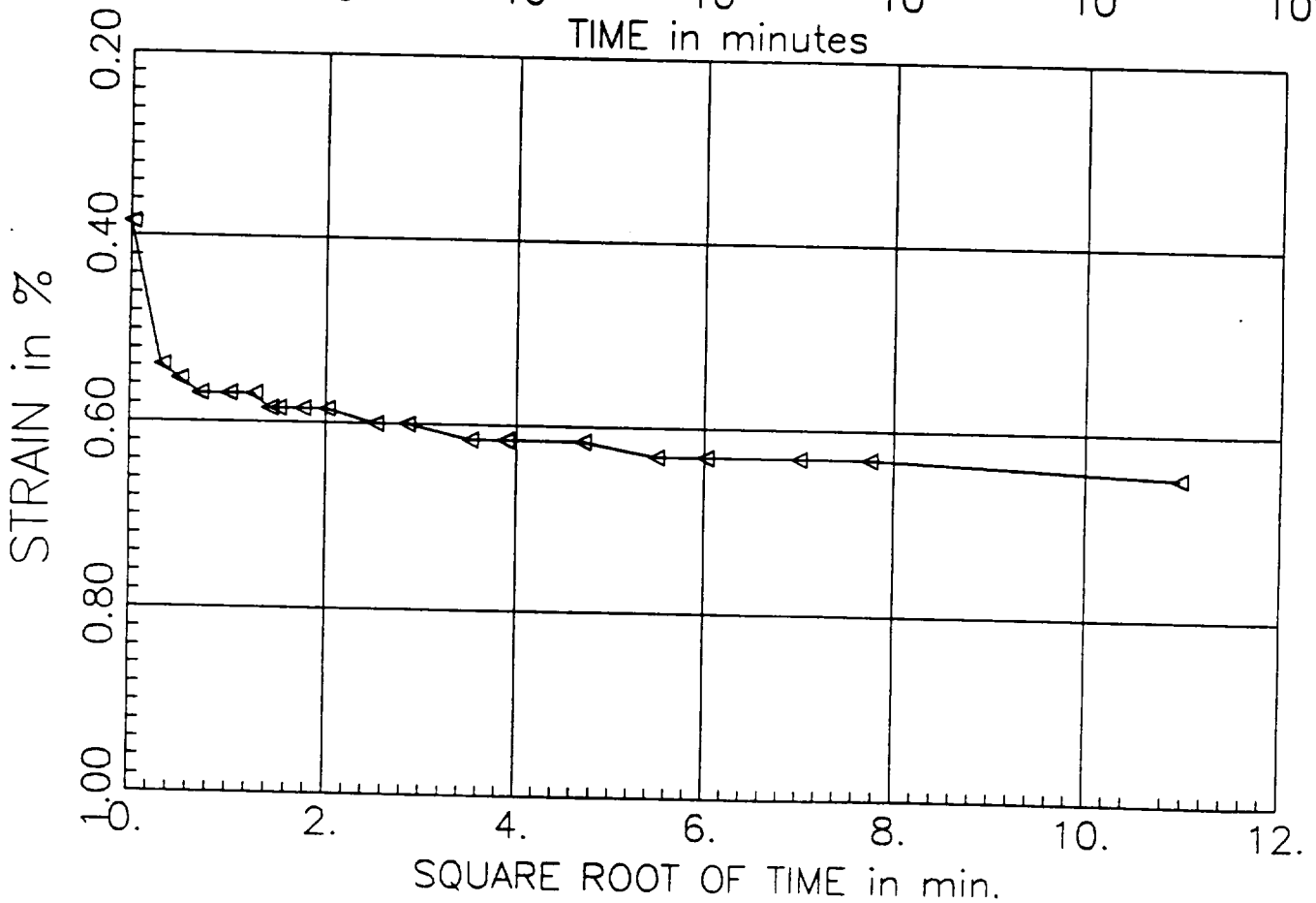

PRESSURE INCREMENT
from 0.25 tsf to 0.50 tsf

Test No: 3
Testname: C2-U2C

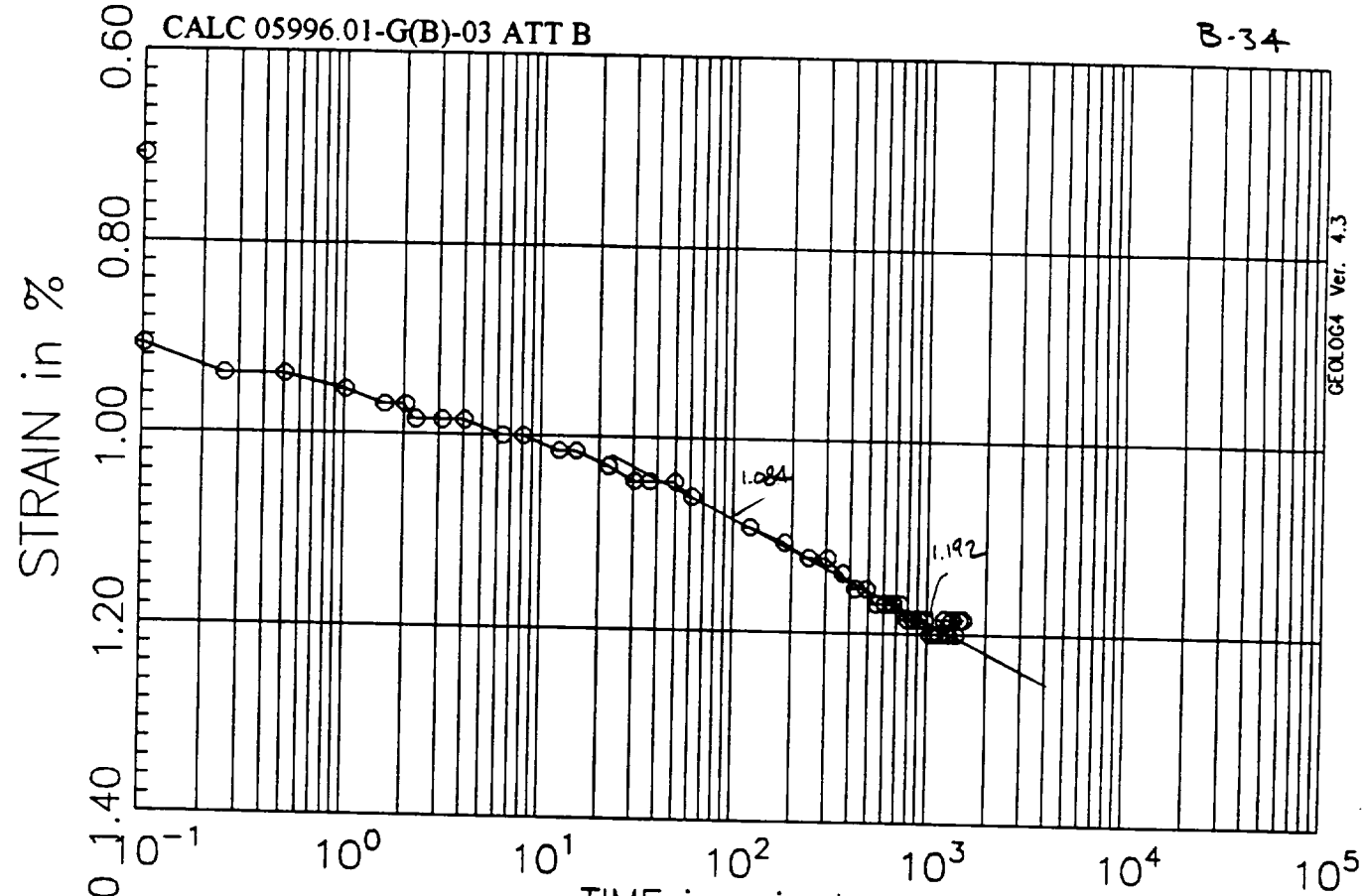

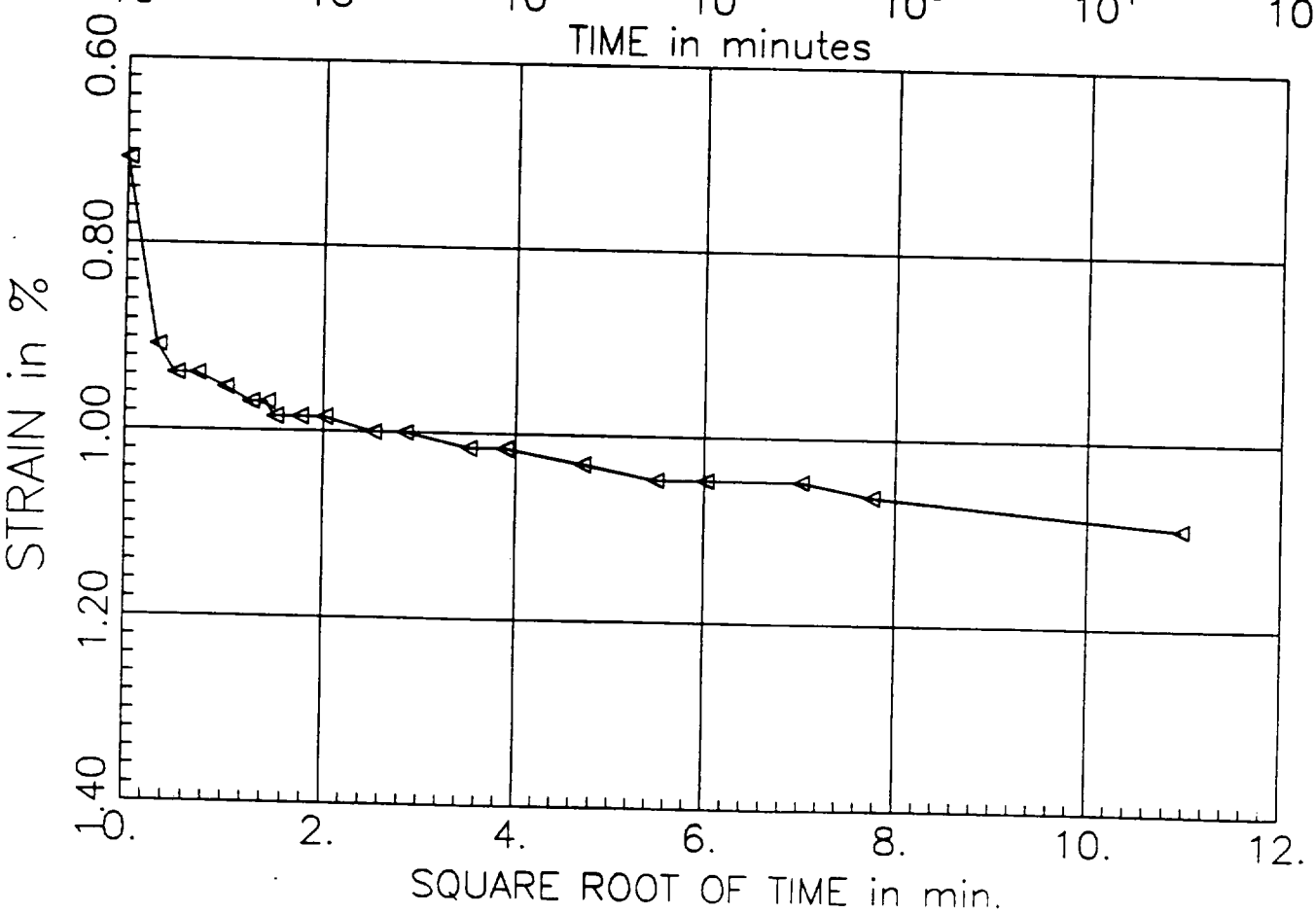

PRESSURE INCREMENT
from 0.50 tsf to 1.00 tsf

Test No: 3
Testname: C2-U2C

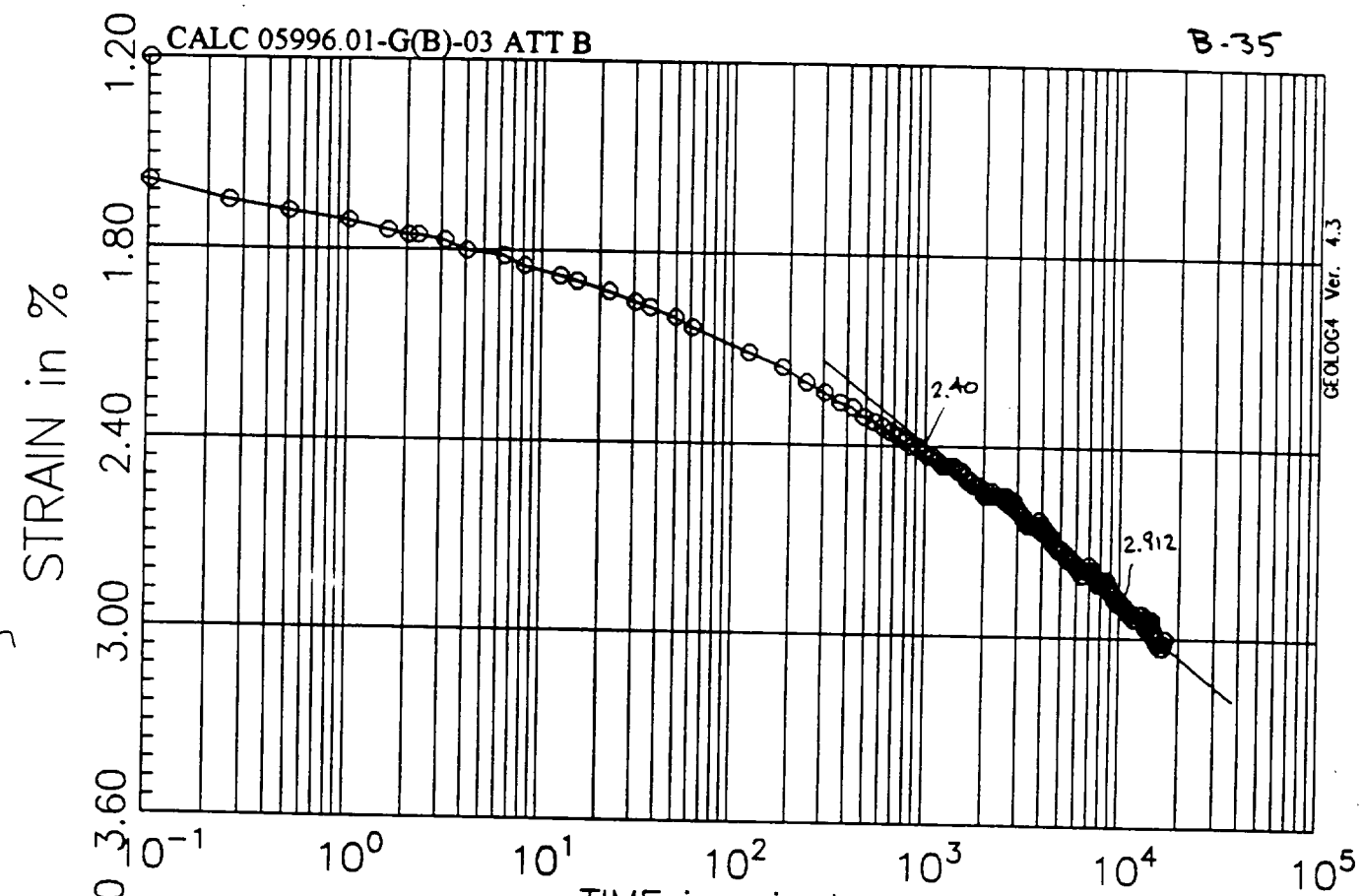

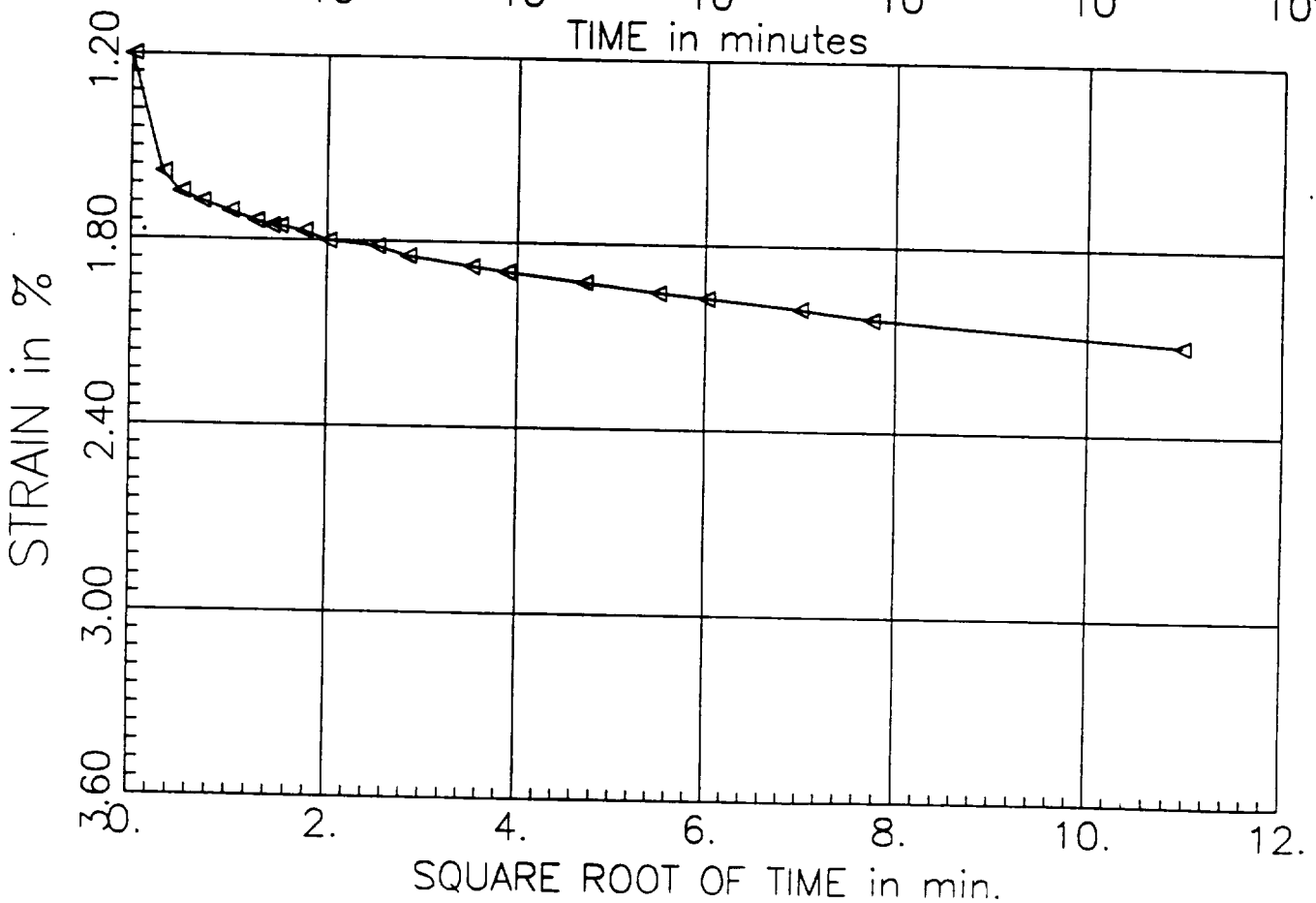

PRESSURE INCREMENT
from 1.00 tsf to 2.00 tsf

Test No: 3
Testname: C2-U2C

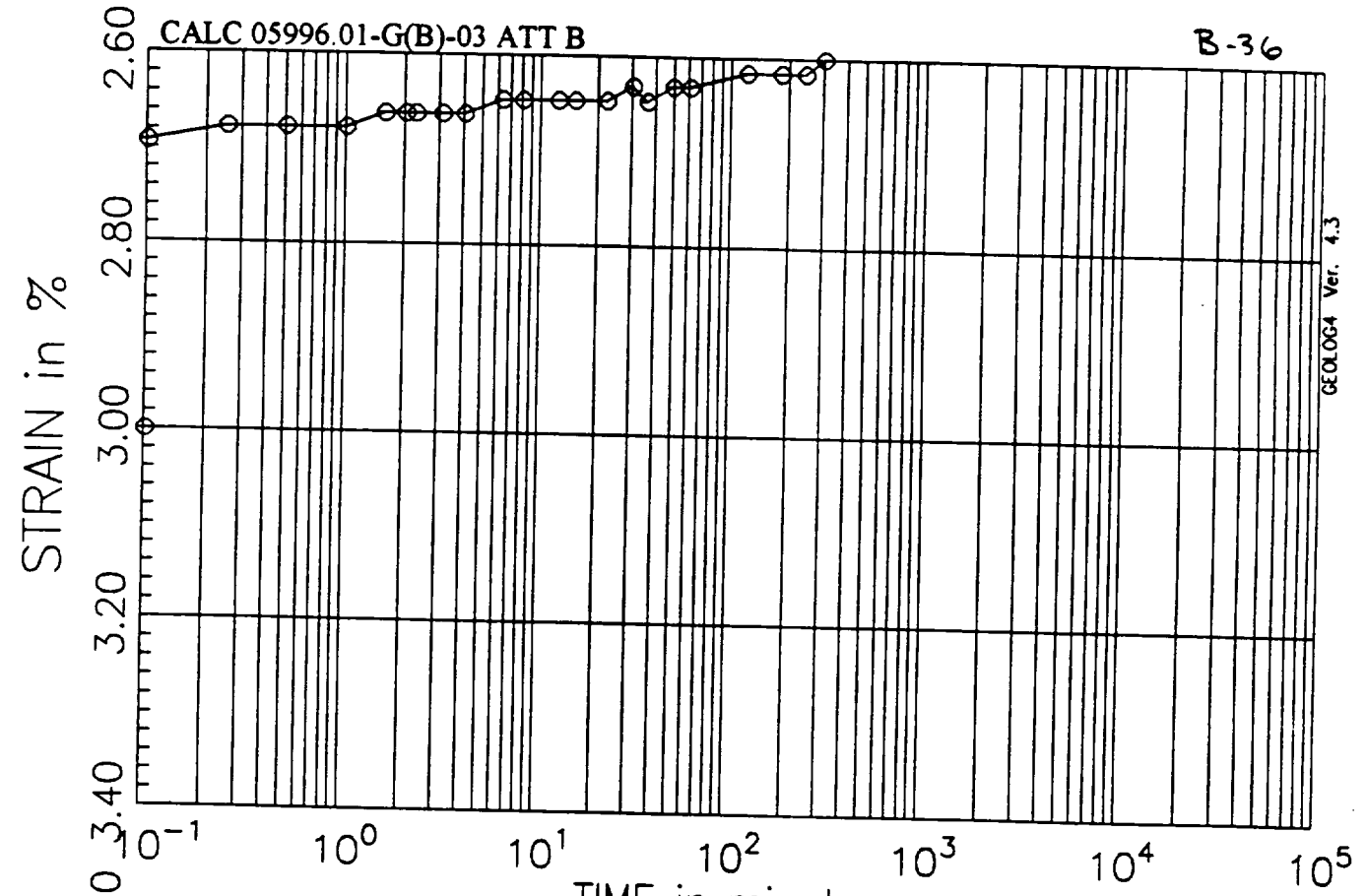

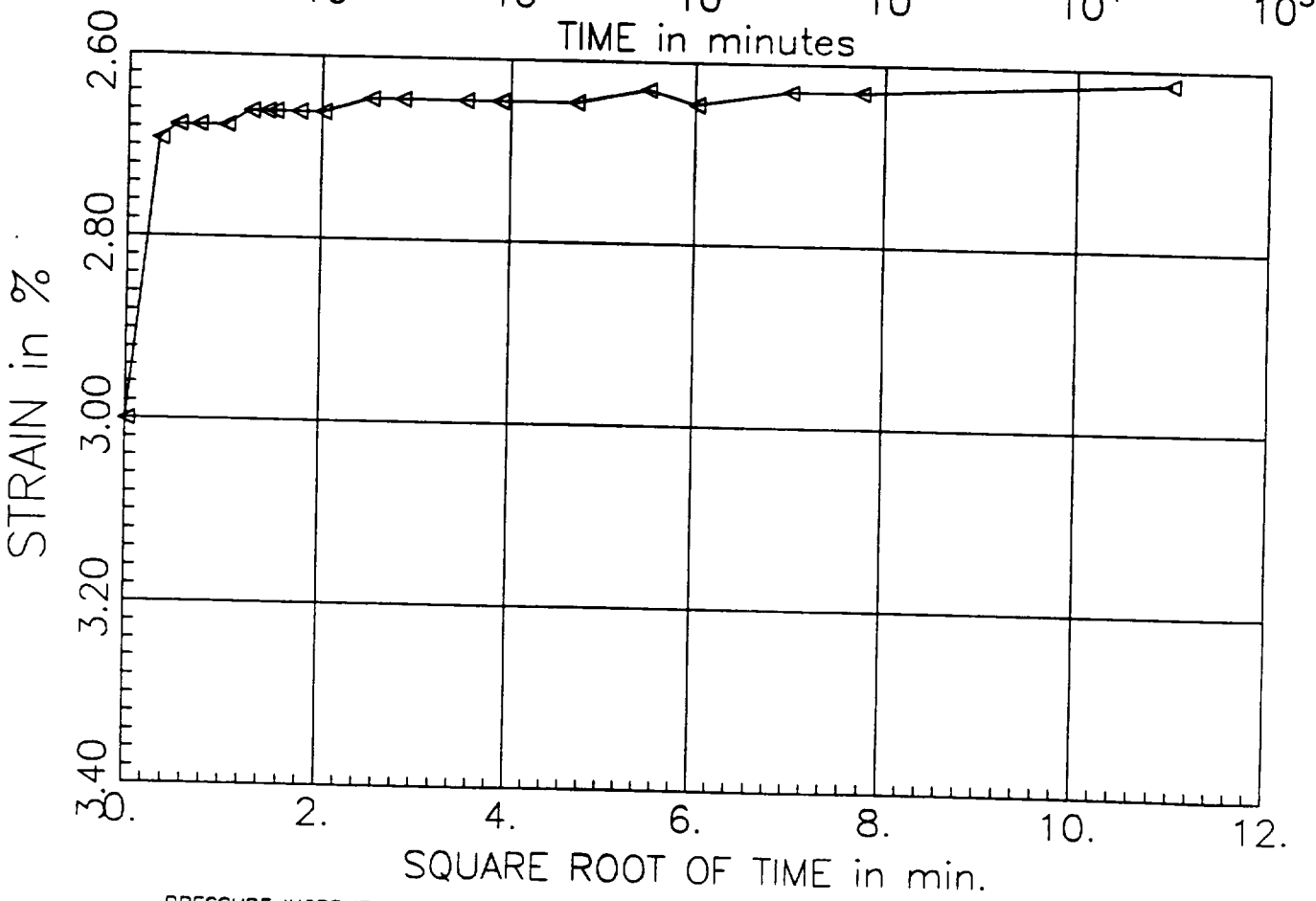

PRESSURE INCREMENT
from 2.00 tsf to 0.50 tsf

Test No: 3
Testname: C2-U2C

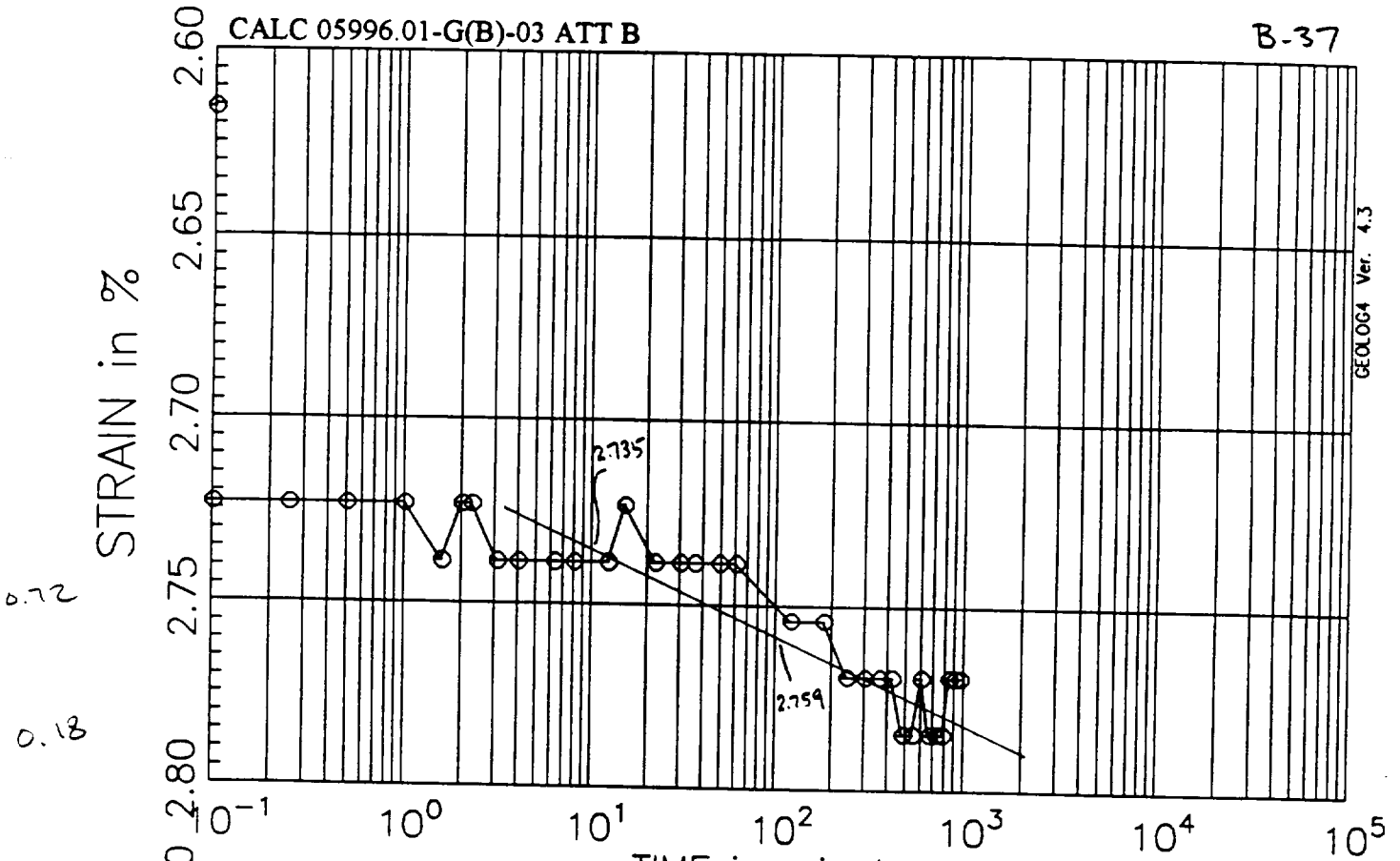

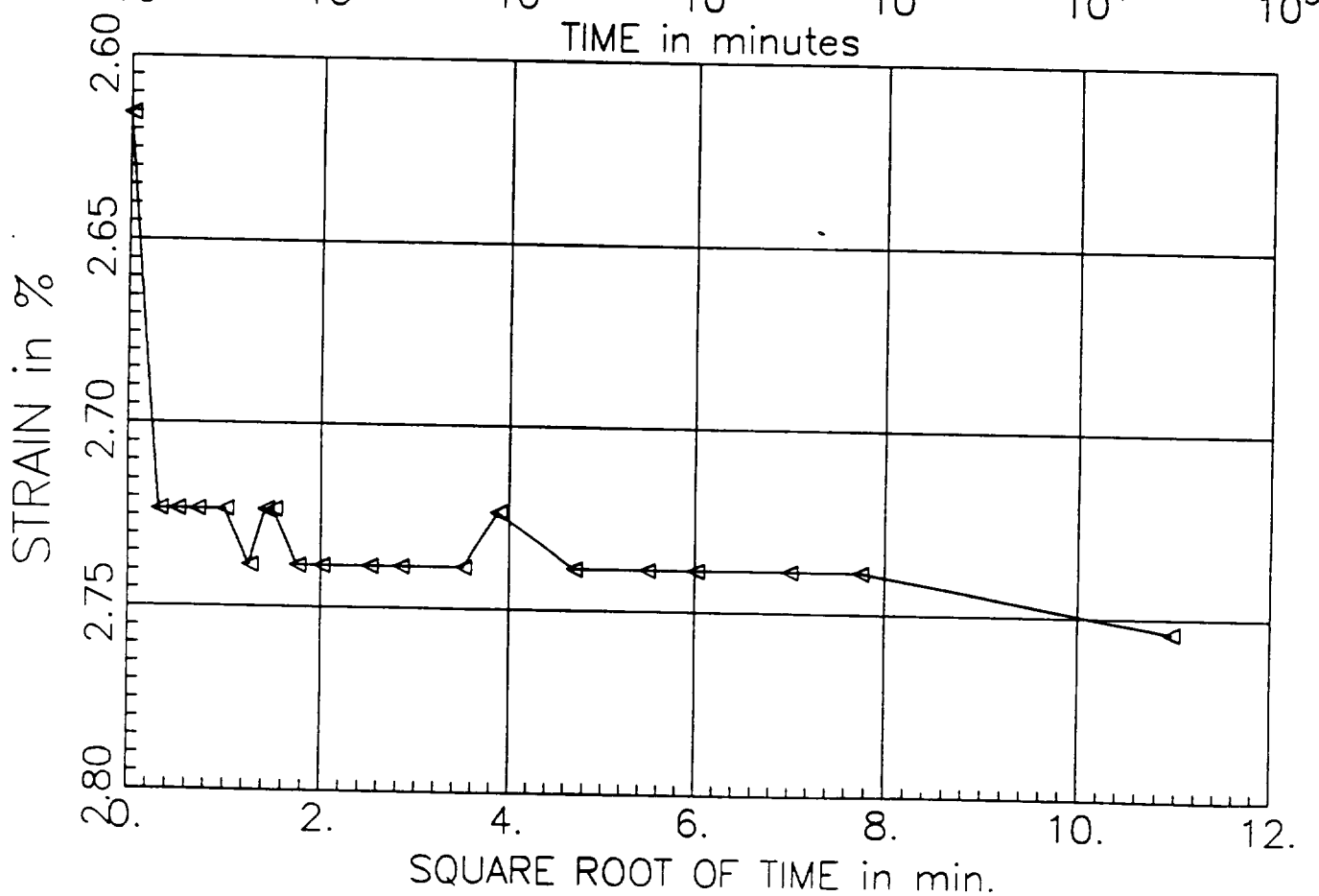

PRESSURE INCREMENT
from 0.50 tsf to 1.00 tsf

Test No: 3
Testname: C2-U2C

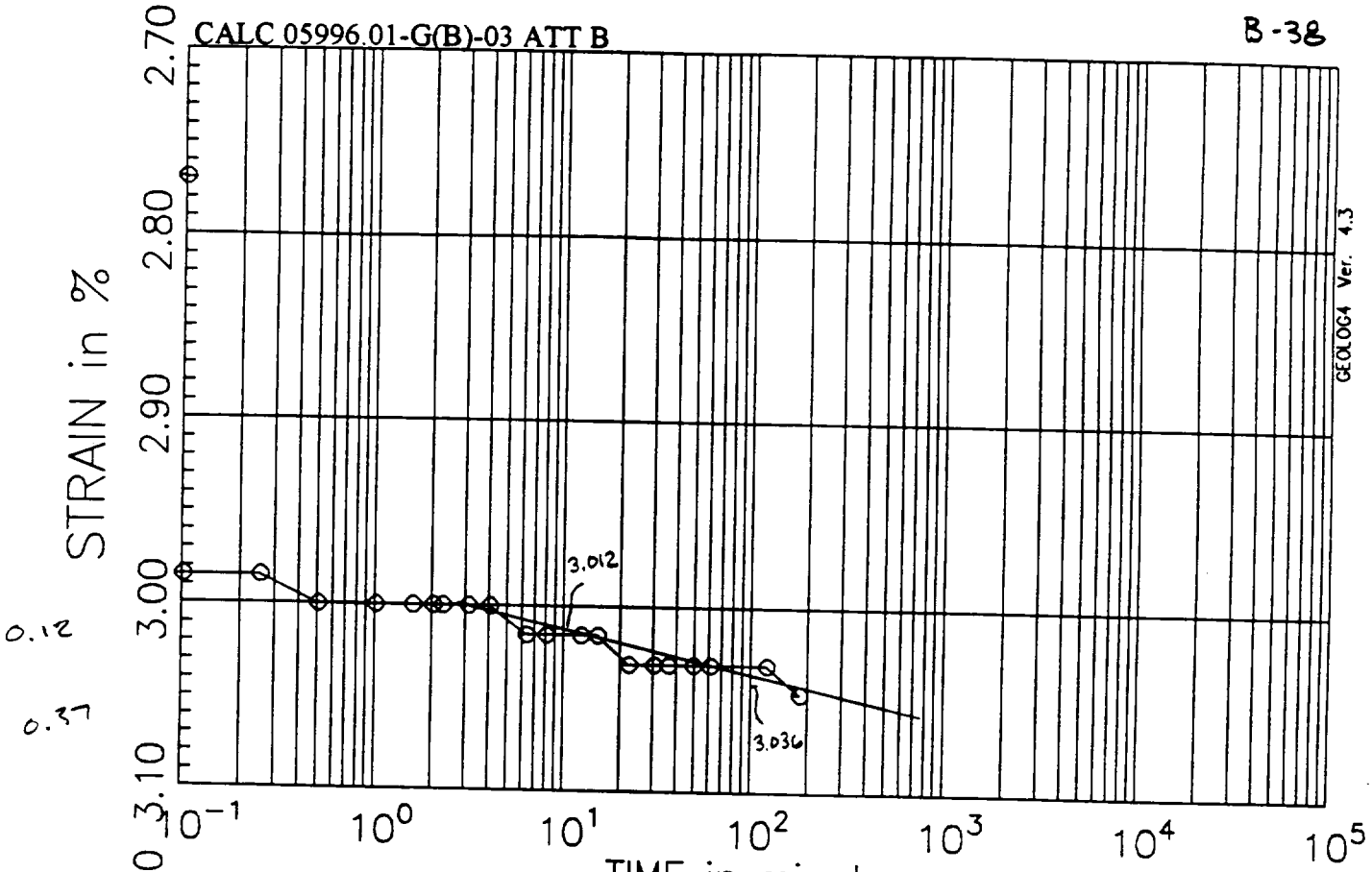

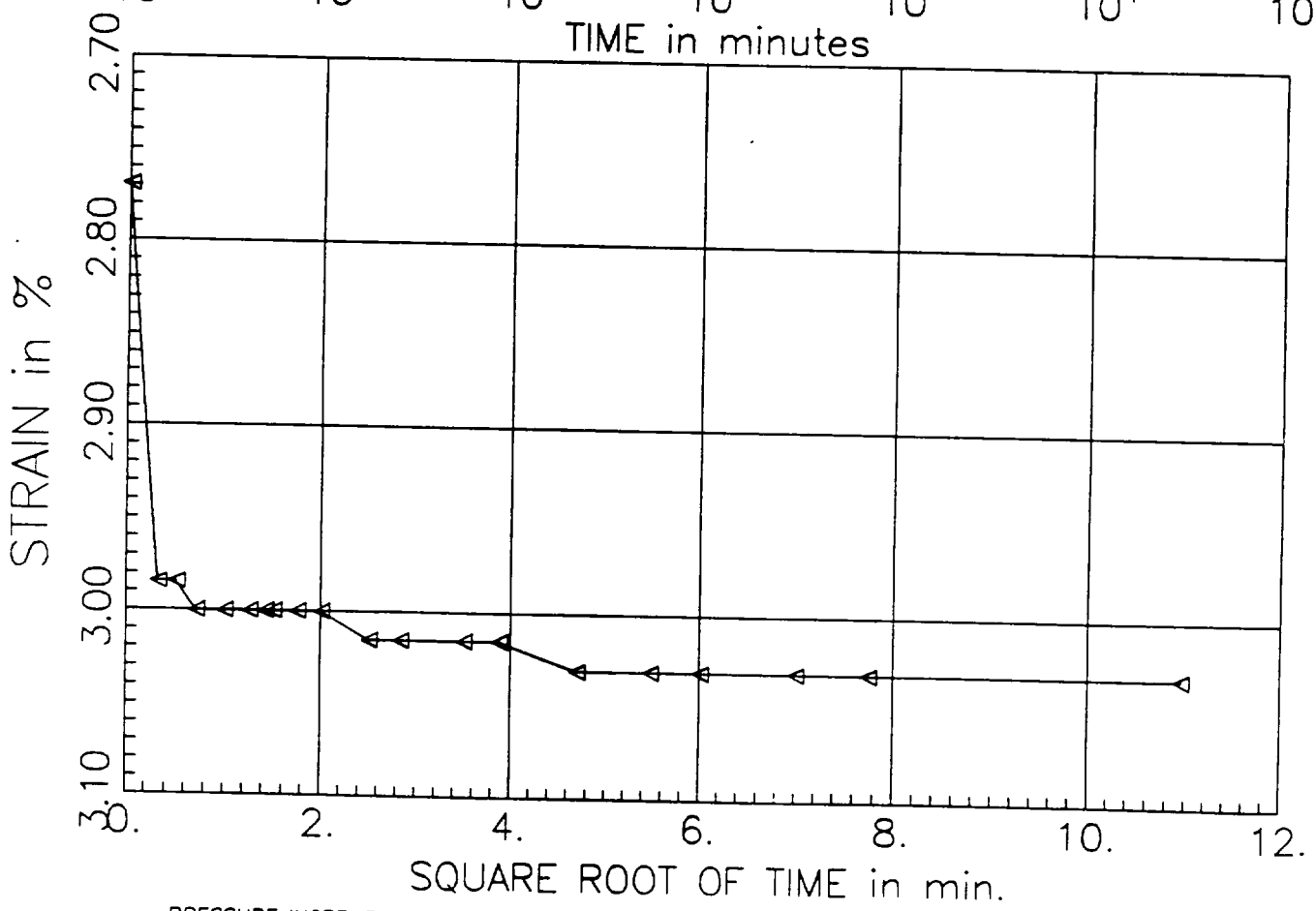

PRESSURE INCREMENT
from 1.00 tsf to 2.00 tsf

Test No: 3
Testname: C2-U2C

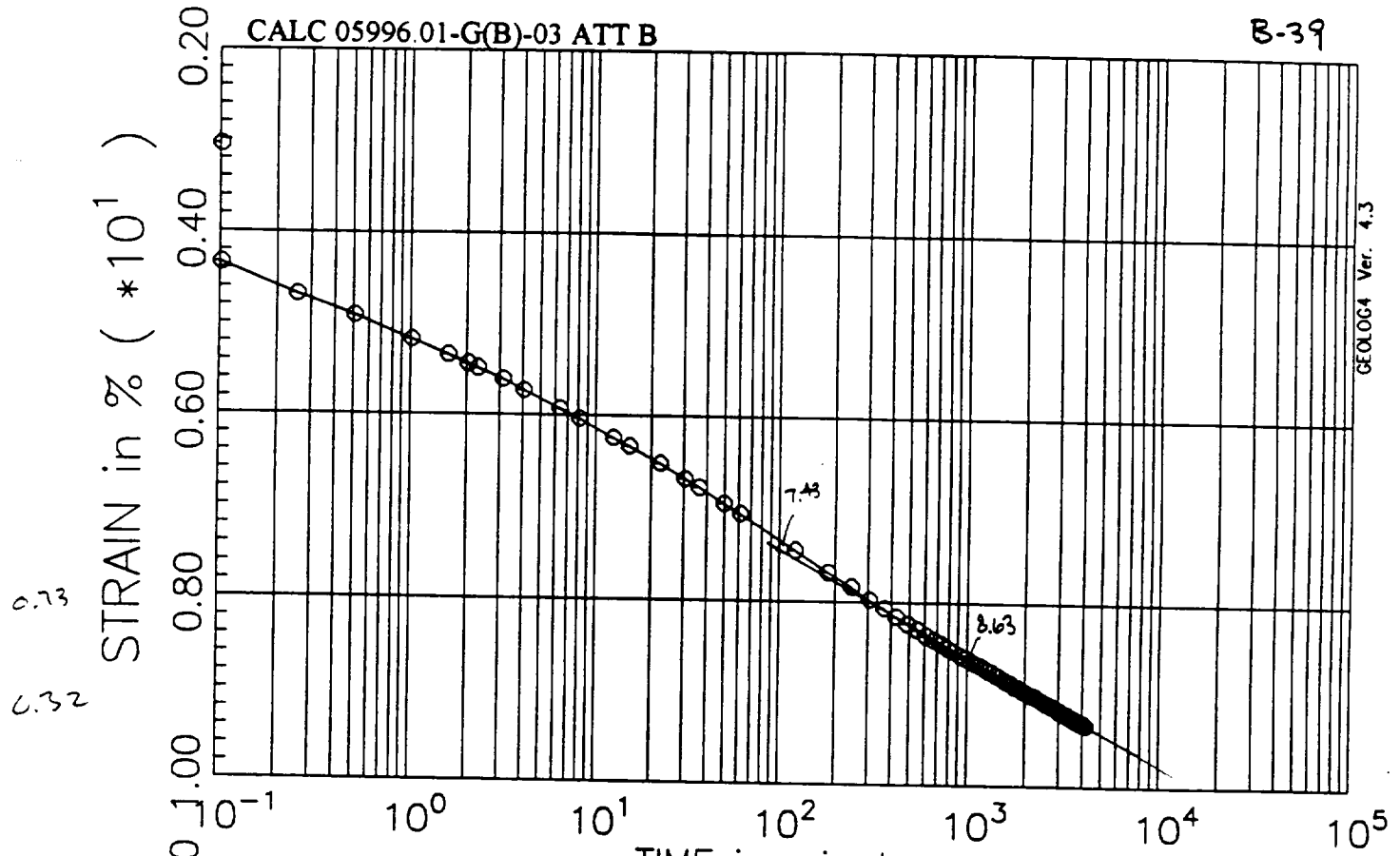

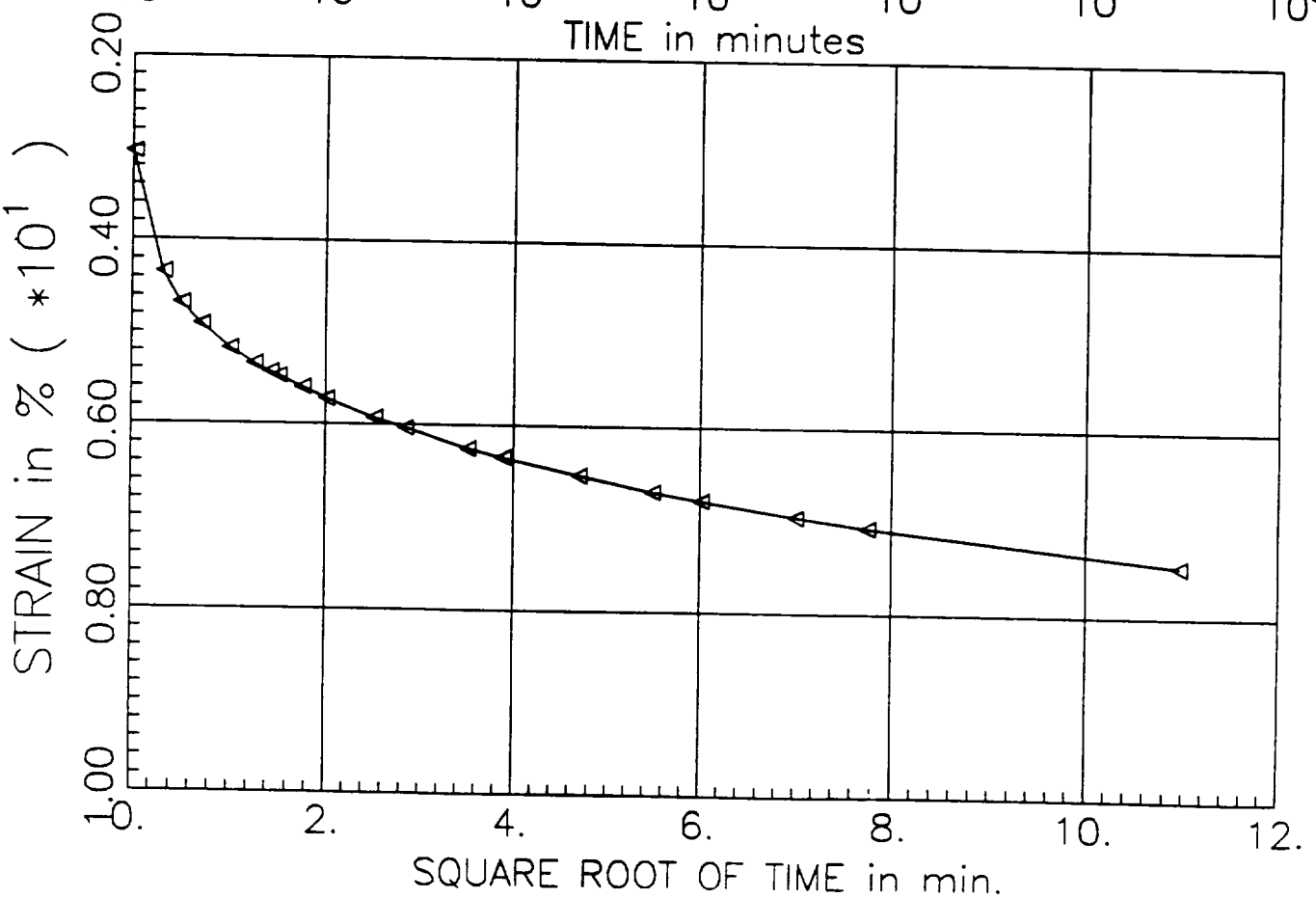

PRESSURE INCREMENT
from 2.00 tsf to 4.00 tsf

Test No: 3
Testname: C2-U2C

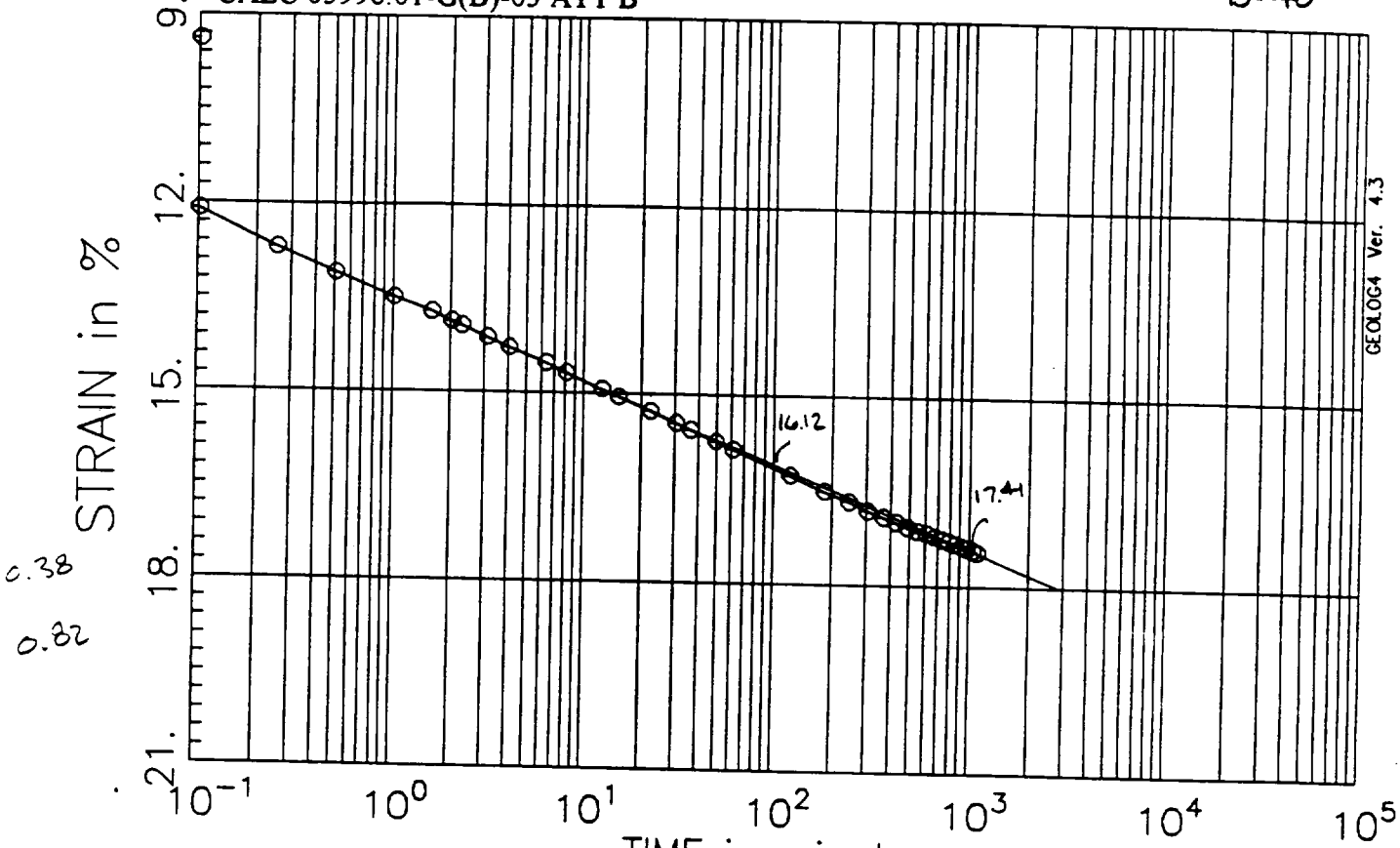

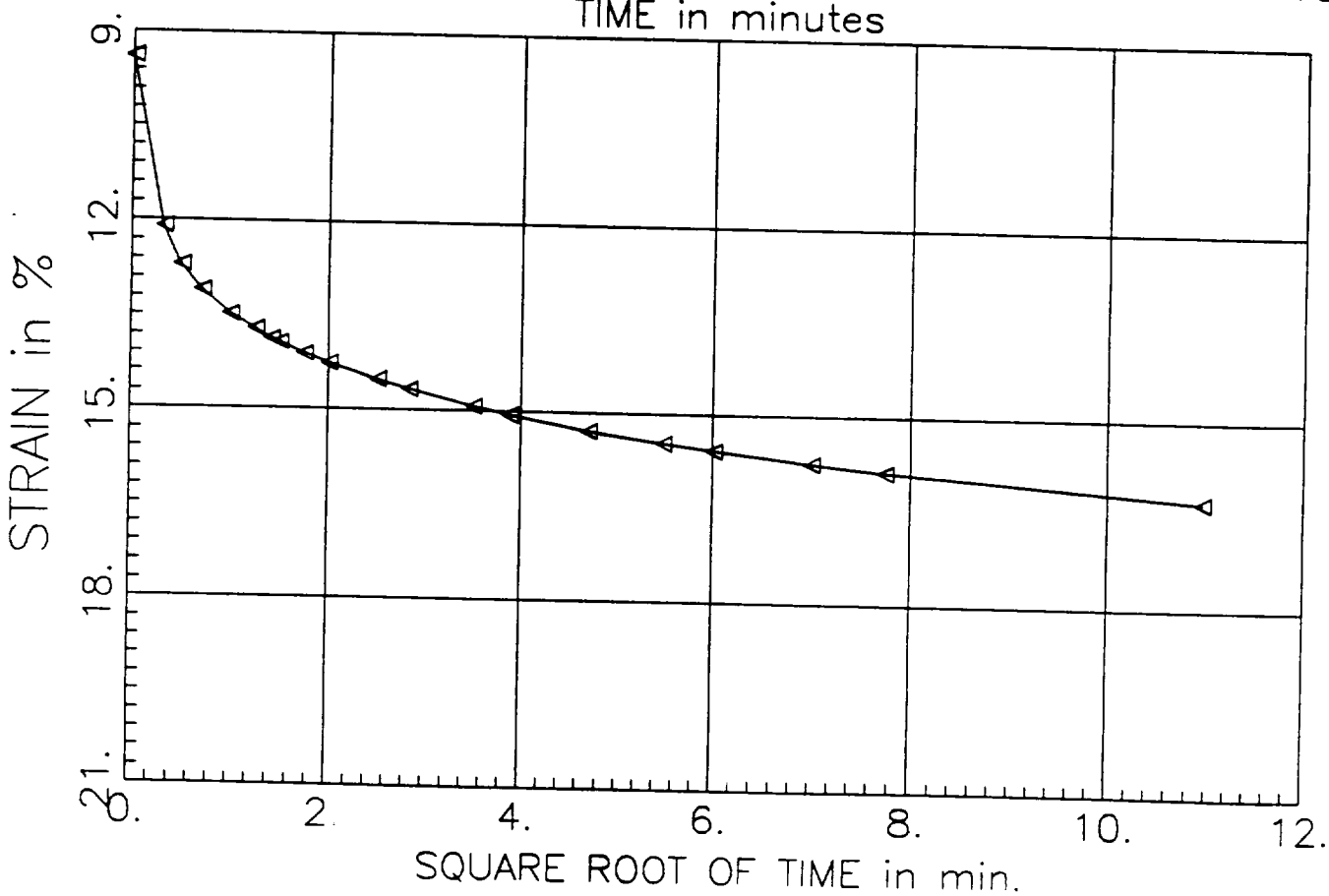

PRESSURE INCREMENT
from 4.00 tsf to 8.00 tsf

Test No: 3
Testname: C2-U2C

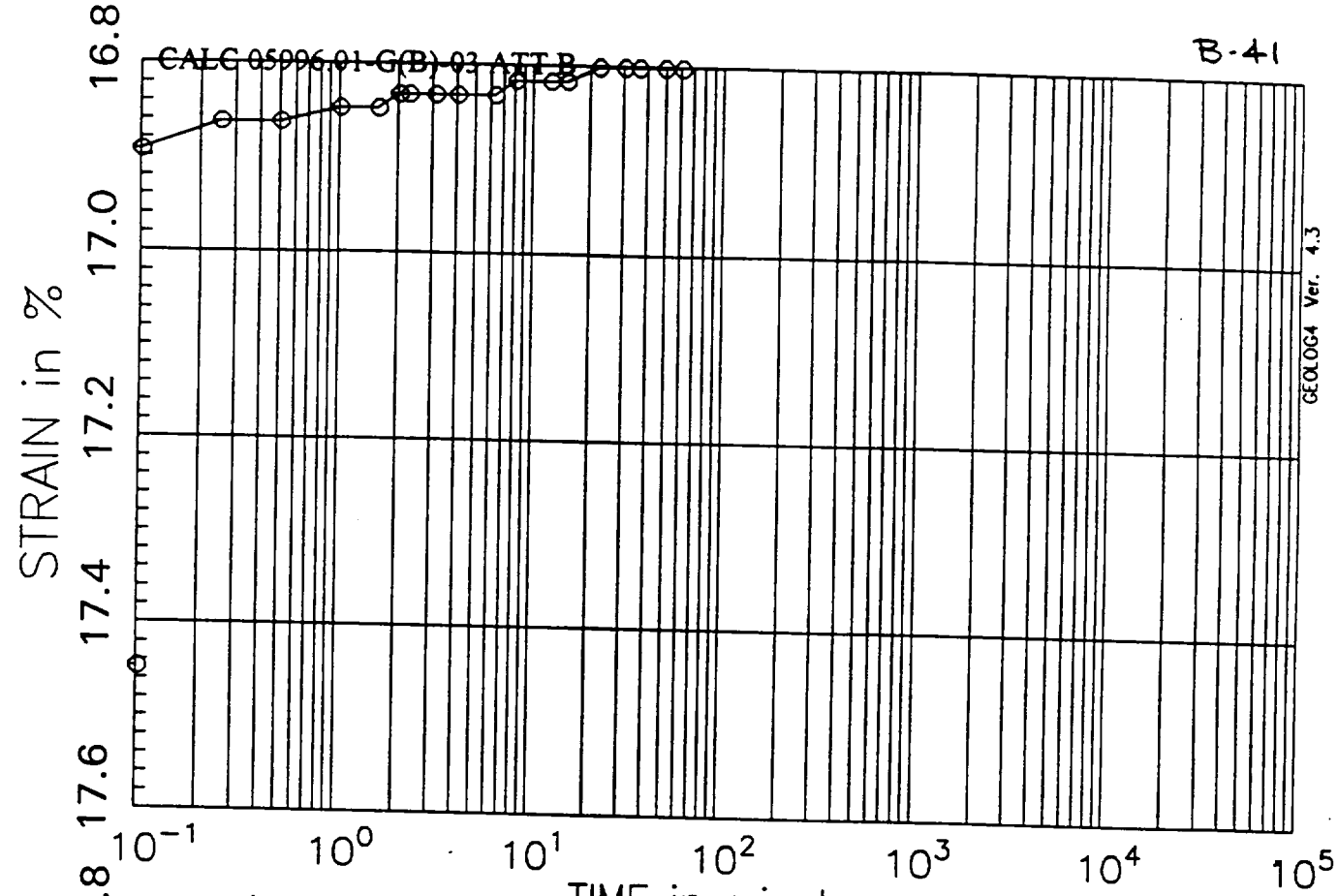

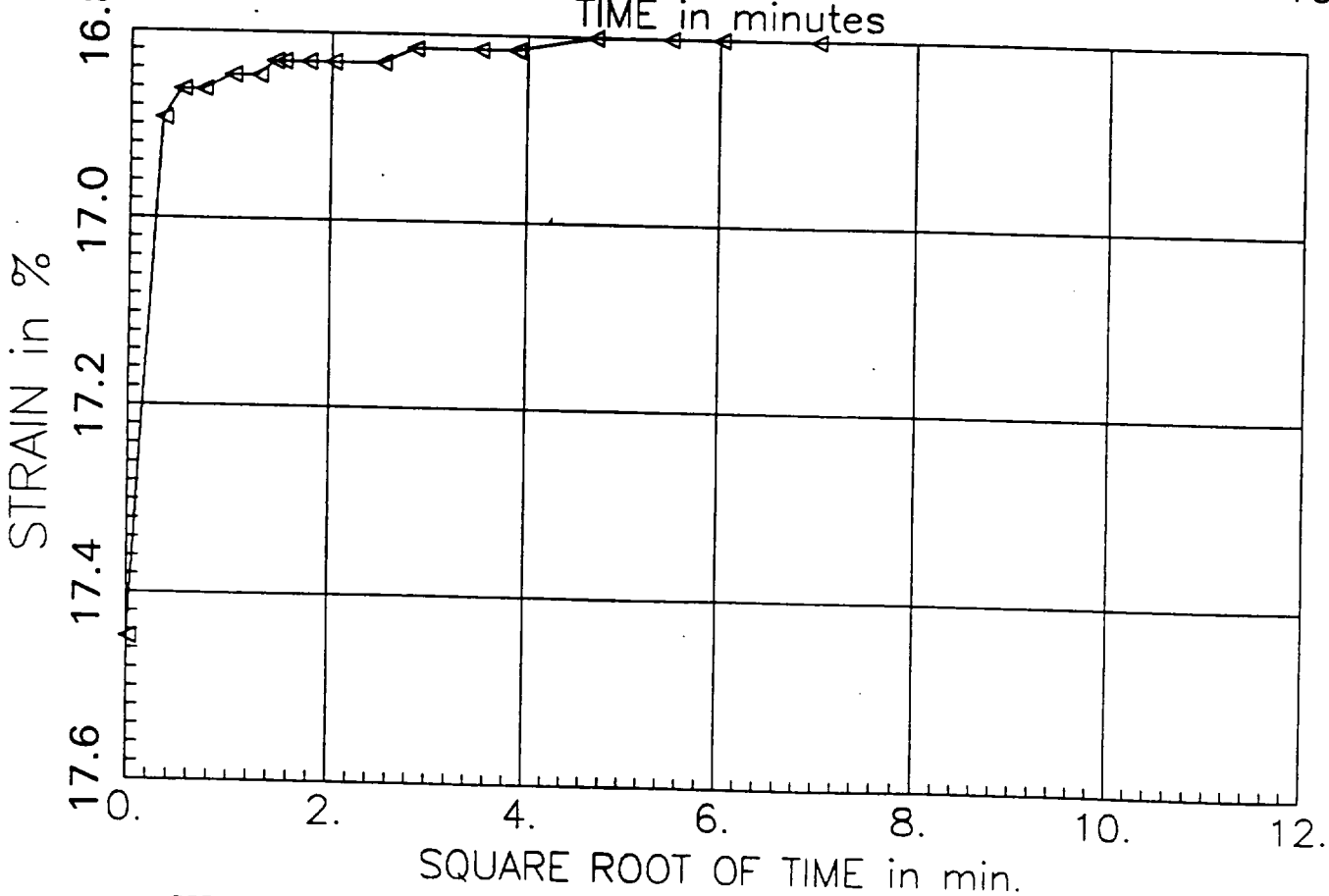

PRESSURE INCREMENT
from 8.00 tsf to 2.00 tsf

Test No: 3
Testname: C2-U2C

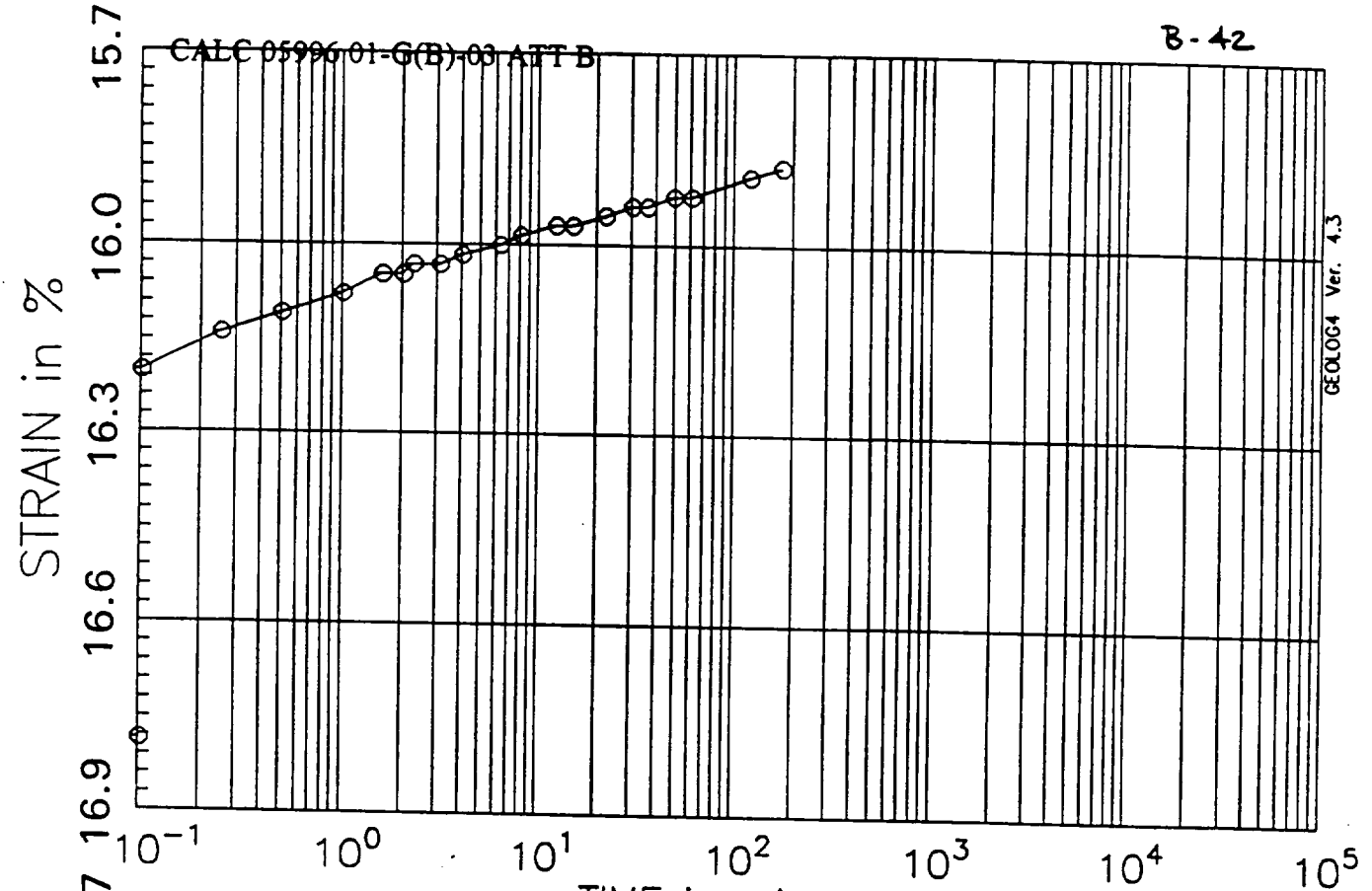

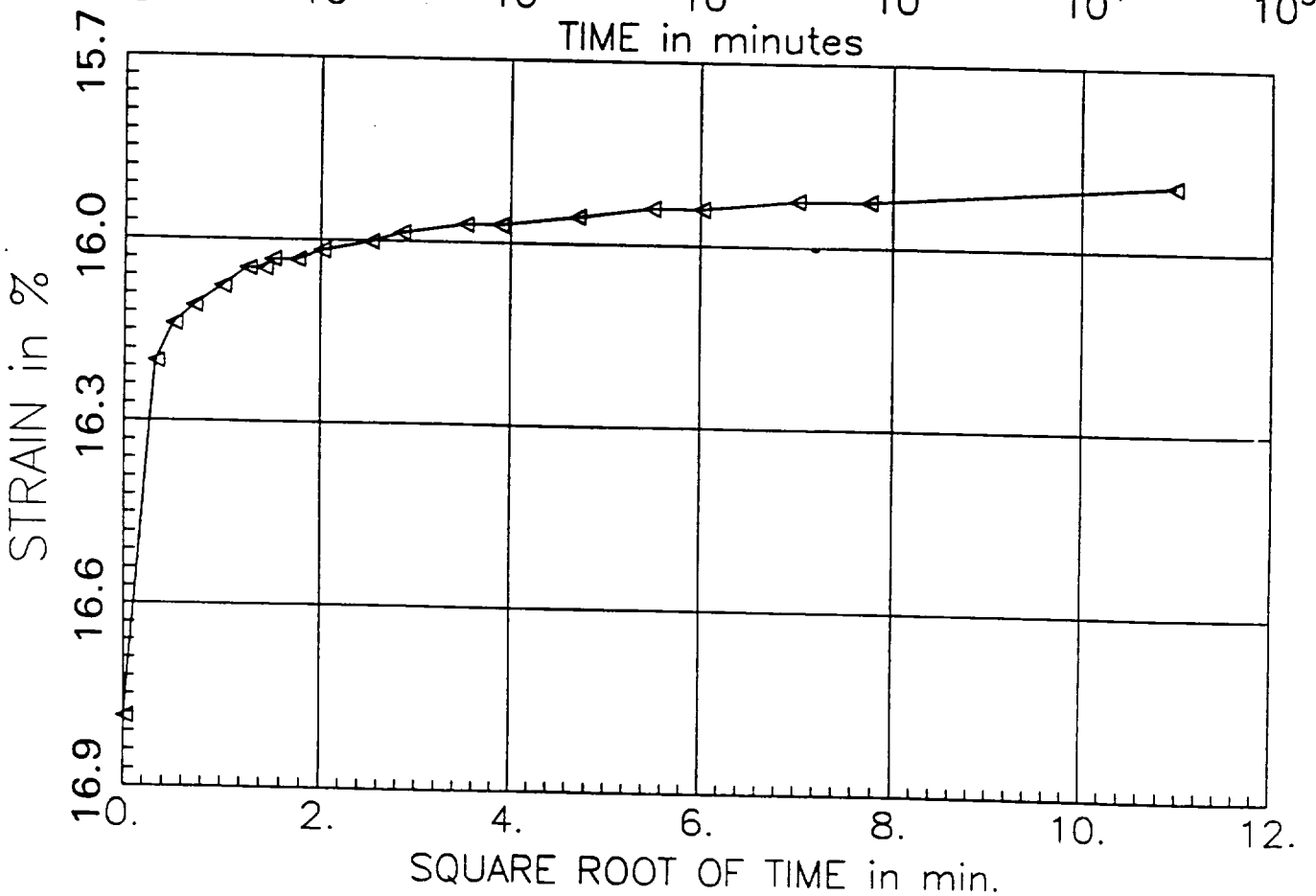

PRESSURE INCREMENT
from 2.00 tsf to 0.50 tsf

Test No: 3
Testname: C2-U2C

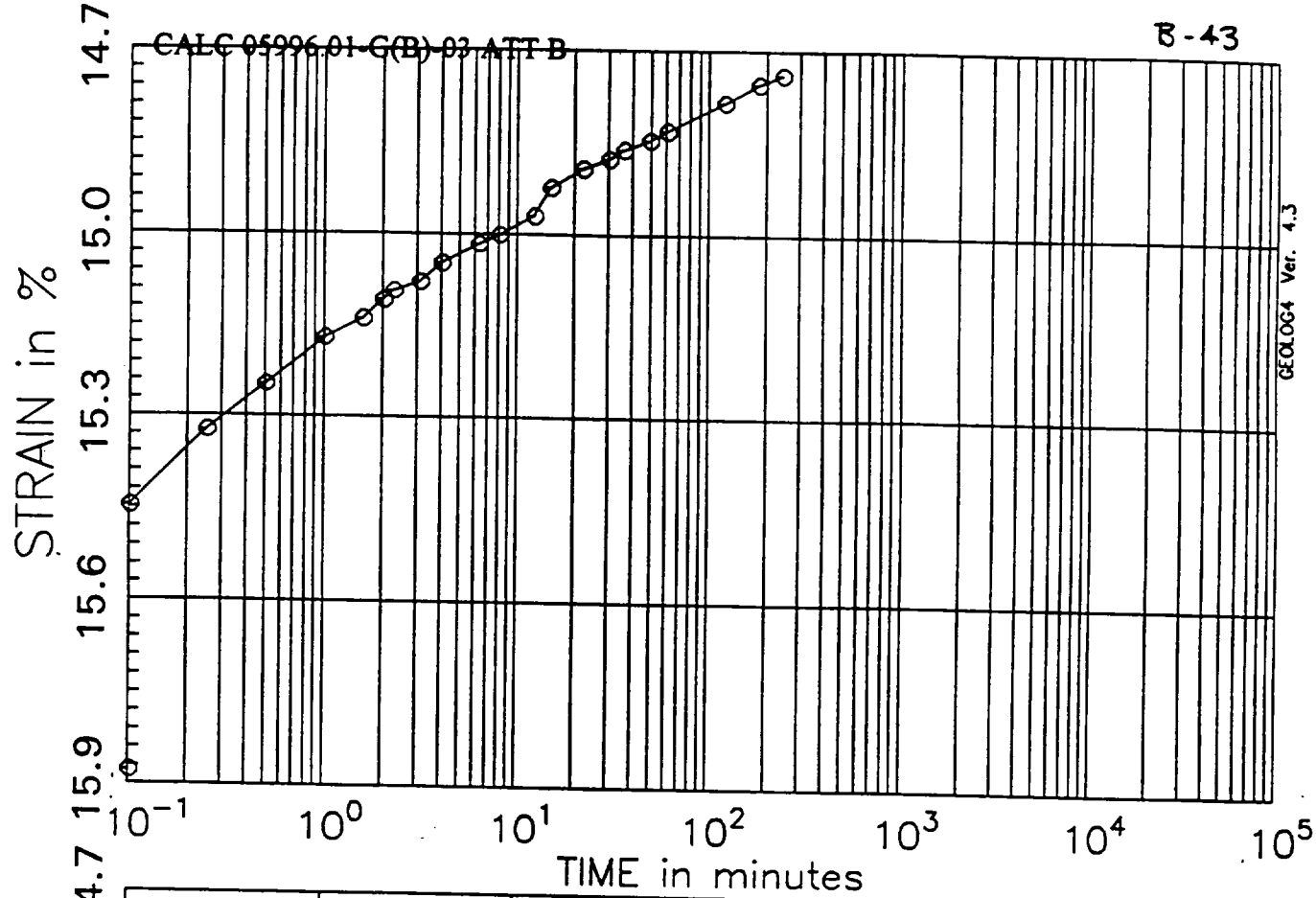

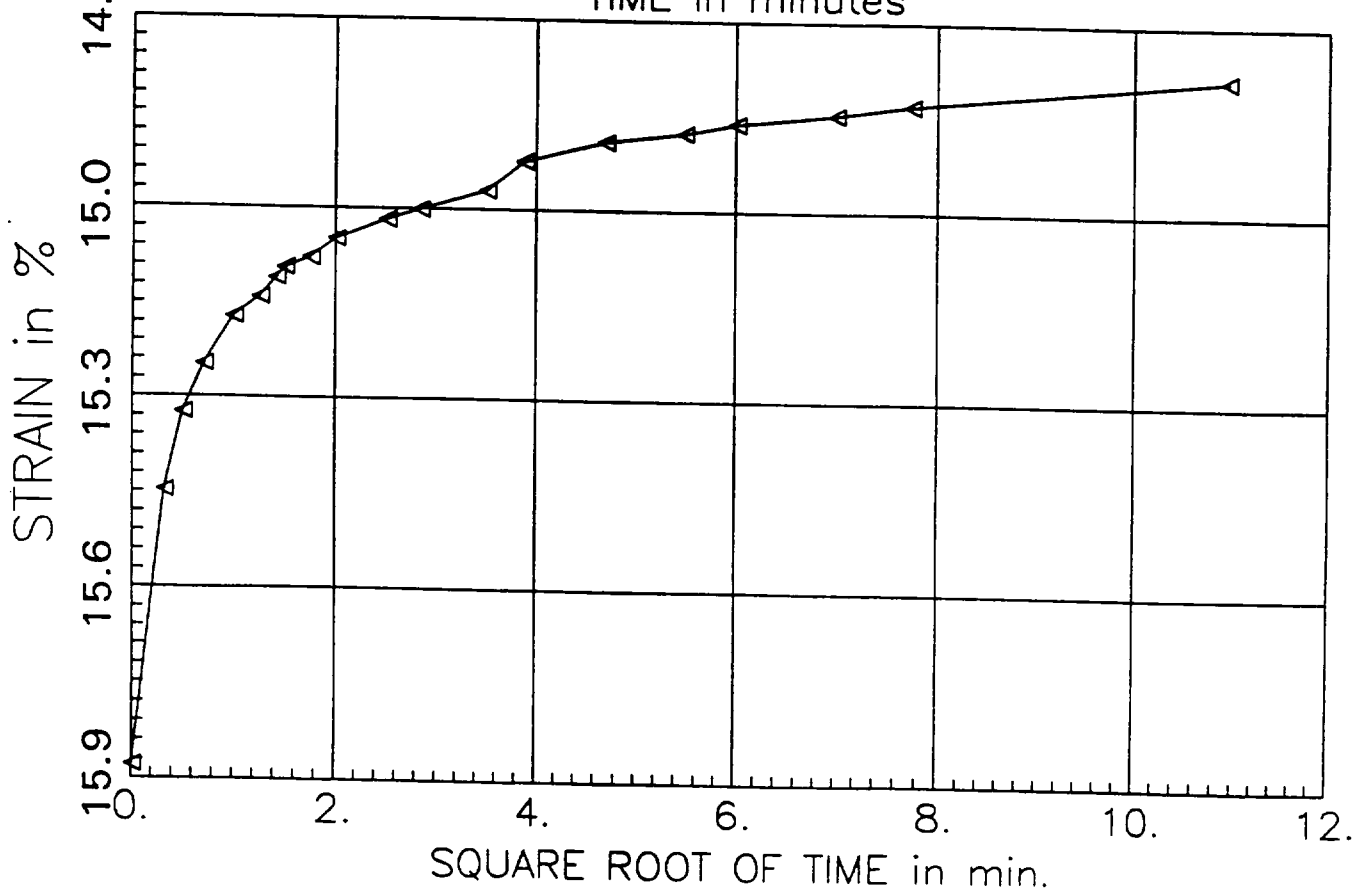

PRESSURE INCREMENT
from 0.50 tsf to 0.10 tsf

Test No: 3
Testname: C2-U2C

STONE & WEBSTER ENGINEERING CORPORATION

CALCULATION SHEET

▲ 5010.65

CALCULATION IDENTIFICATION NUMBER				
J.O. OR W.O. NO.	DIVISION & GROUP	CALCULATION NO.	OPTIONAL TASK CODE	PAGE C-1 OF 244
05996.02	G(B)	03-3		

Attachment C - 244 PAGES

Settlement using Schmertmann method and CPT data

Direct Applications

Shallow Foundation Design – Settlement

General design principles

Requires:

- magnitude of settlement
- rate of settlement
- compatibility with acceptable behaviour of building

For well designed foundations, the magnitude of strains in the ground is generally very small ($\varepsilon < 10^{-1}$ %). Hence, ground response is approximately elastic (non-linear elastic).

Granular soils

Have high permeability, thus immediate settlements. However, long term settlements can occur due to submergence, change in water level, blasting, machine vibration or earthquake loading.

Cohesive soils

Have very low permeability, thus need to consider magnitude and duration of settlement.

In soft, normally to lightly overconsolidated clays, 80% to 90% of settlement is due to primary consolidation. Secondary settlement also can be large. In stiff, overconsolidated clays (OCR> 4), approximately 50% of settlement can be due to immediate distortion settlement and secondary settlement is generally small.

Methods for granular soils

Due to difficulty in sampling, most methods are based on in-situ tests, either direct or via estimate of equivalent elastic modulus (E'_s).

For most tests, the link between test result and modulus is empirical, since it depends on many variables; e.g. mineralogy, stress history, stress state, age, cementation, etc.

SPT

Quick estimate can be made using the simplified chart by Burland et al. (1977), as shown in Figure 10. The SPT has poor reliability, hence, empirical methods tend to be very conservative.

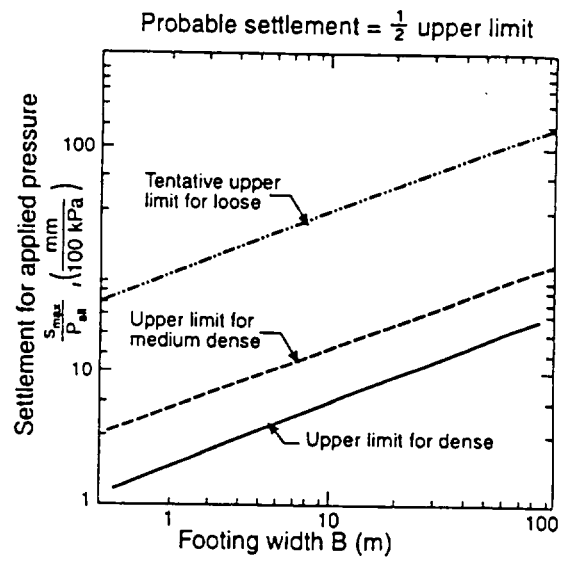

Sands	N_{SPT}	q_c (MPa)
Loose	< 10	< 5
Medium loose	10-30	5-15
Dense	> 30	> 15

Figure 10. Approximate range of settlement for footings in sand (Burland et al., 1977).

CPT

Meyerhof (1974) suggested that the total settlement, s, could be calculated using the following formula:

$$s = \frac{\Delta p B}{2 q_{c(av)}}$$

where:

Δp = net footing pressure

B = footing width

$q_{c\,(av)}$ = average CPT penetration resistance below depth of footing, z = B

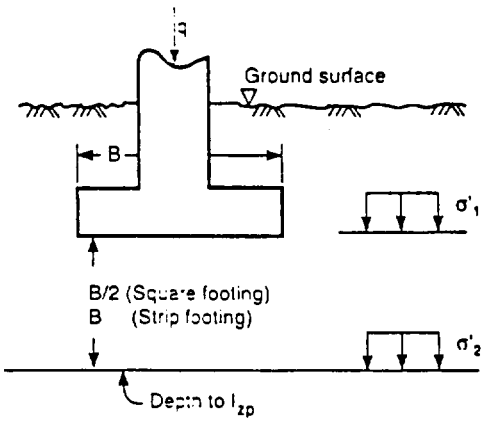

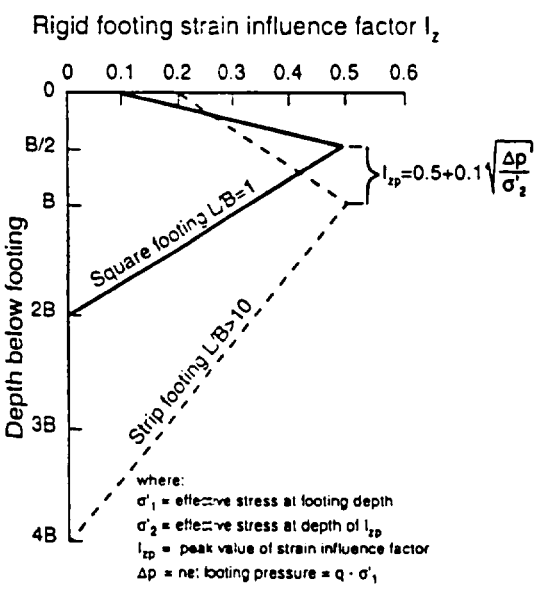

Figure 11. Strain influence method for footings on sand (Schmertmann, 1970).

Schmertmann (1970) recommended using the following equation:

$$s = C_1 C_2 \Delta p \sum \left(\frac{I_z}{C_3 E'_s} \right) \Delta z$$

where:

C_1 = correction for depth of footing
= $1 - 0.5(\sigma'_1/q_{net})$

C_2 = correction for creep and cyclic loading
= $1 + 0.2 \log (10\, t_{yr})$

C_3 = correction for shape of footing
= 1.0 for circular footings
= 1.2 for square footings
= 1.75 for strip footings

σ'_1 = effective overburden pressure at footing depth (see Figure 11)

q_{net} = net footing pressure

t_{yr} = time in years since load application

I_z = strain influence factor (see Figure 11)

Δz = thickness of sublayer

E'_s = Equivalent Young's modulus = $\alpha\, q_c$

α = function of degree of loading, soil density, stress history, cementation, age, grain shape and mineralogy (see Figure 12)
= 2 to 4 for recent, normally consolidated sands; 4 to 6 for aged (>1000years), normally consolidated sands; 6 to 20 for overconsolidated sands

q_c = average CPT resistance for sublayer

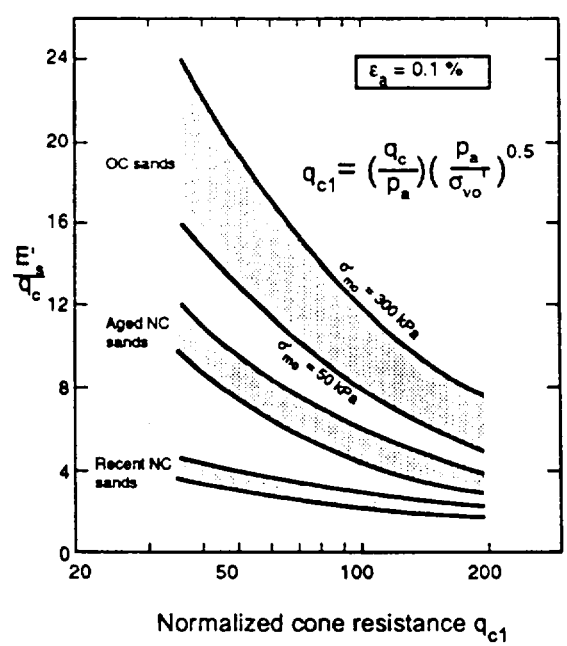

Figure 12. Evaluation of drained Young's modulus from CPT for silica sands (Bellotti et al., 1989).

In this method, (see Figure 11) the sand is divided into a number of layers, n, of thickness, Δz, down to a depth below the base of the footing equal to 2B for a square footing and 4B for a strip footing (length of footing, L > 10B). A value of q_c is assigned to each layer, as illustrated in Figure 13.

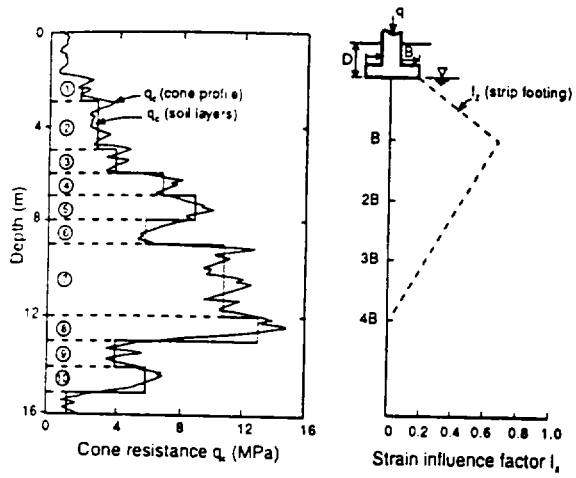

Figure 13. Application of Schmertmann (1970) method for settlement of footings on sand

Seismic shear wave velocity

Eslaamizaad and Robertson (1996) suggested using the measurement of shear wave velocity (V_s) to measure small strain stiffness (G_o) directly, as follows:

$$G_o = \frac{\gamma}{g} (V_s)^2$$

Then, the equivalent Young's modulus can be estimated as follows:

$$E'_s = 2(1 + \upsilon)\psi G_o \approx 2.6\psi G_o$$

where:

Ψ = a function of the degree of loading and stress history (see Figure 14).

Since settlement is a function of degree of loading, it is possible to calculate the load settlement curve, as follows:

$$s = \left(\frac{\Delta p\, B}{E'_s}\right) i_c$$

where:

i_c = influence coefficient (see CFEM, p. 184)

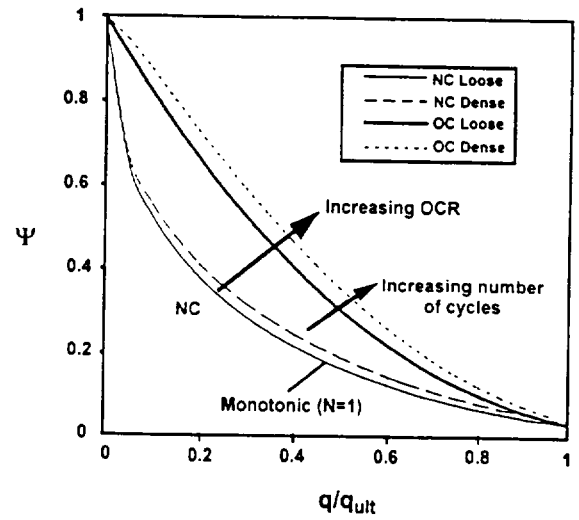

Figure 14. Factor Ψ versus q/q_{ult} for sands with various densities and stress histories

Shear wave velocity has the advantage of providing a direct measure of soil stiffness without an empirical correlation. The only empiricism is to adjust small strain modulus for effects of stress level and strain level below the footing.

Methods for cohesive soils

The key parameter is the preconsolidation pressure, σ'_p. This can only be measured accurately in the laboratory on high quality samples. However, OCR and σ'_p profiles can be estimated from the CPT. It is useful to link results from high quality laboratory tests with continuous profiles of the CPT.

In general, to keep settlements small, the applied stress must be < σ'_p. In soft ground this may require some form of ground improvement.

				ConeTec	Inc.	-	CPT	Interpretation	
C1	0.9290	for Df =	3.00	Interpretat	Output	-	Release	1.00.18	
C2	1.5000	for 40 yrs		Run	No:	99-0525-1349-3837			
C3	1.7500			Job	No:	99-315			
Δp	1.6950	ksf		Client:	Stone	&	Webster	Engineering	
α	5.0000			Project:	Private	Fuel	Storage	Faclity	
				Site:	CPT-1				
I_z	Δs			Depth	AvgQt	AvgFs	AvgRf	AvgUd	SBT
	(in.)			(ft)	(tsf)	(tsf)	(%)	(ft)	
				2.95	39.6	0.98	2.48	1.9	6
0.20	0.0016			3.12	35.1	0.91	2.6	5.2	6
0.20	0.0017			3.28	31.5	0.81	2.58	15.2	6
0.21	0.0018			3.44	28.9	0.56	1.95	19.1	6
0.21	0.0024			3.61	23.5	0.3	1.28	17.3	6
0.21	0.0029			3.77	18.5	0.15	0.81	2.9	6
0.21	0.0027			3.94	21.9	0.11	0.5	1.5	7
0.21	0.0022			4.1	25	0.18	0.72	2.1	7
0.22	0.0027			4.27	21.9	0.27	1.24	2.1	6
0.22	0.0032			4.43	17.5	0.26	1.49	2.1	6
0.22	0.0033			4.59	17.1	0.25	1.47	2	6
0.22	0.0029			4.76	21.4	0.32	1.5	2.1	6
0.22	0.0028			4.92	21.1	0.38	1.8	2.8	6
0.23	0.0032			5.09	19.7	0.39	1.99	2.7	6
0.23	0.0031			5.25	19.3	0.35	1.82	3.2	6
0.23	0.0035			5.41	17.1	0.34	1.99	3.2	6
0.23	0.0035			5.58	18.1	0.33	1.83	3.8	6
0.23	0.0038			5.74	16.1	0.32	1.99	4.9	5
0.24	0.0039	$\Sigma = .0158''$		5.91	16.6	0.31	1.87	5.1	6
0.24	0.0039			6.07	16	0.58	3.64	6.1	4
0.24	0.0042			6.23	14.7	0.42	2.86	6.2	5

$\Sigma \Delta s = 0.430''$

SBT > 5

$\Sigma \Delta s = 0.430 - .0158 - .0121 =$

$0.4021''$ ✓

I_z	Δs (in.)		Depth (ft)	AvgQt (tsf)	AvgFs (tsf)	AvgRf (%)	AvgUd (ft)	SBT
0.24	0.0034		6.4	19.5	0.39	2.01	4.5	6
0.25	0.0029		6.56	21.6	0.38	1.76	4.6	6
0.25	0.0033		6.73	20.5	0.45	2.2	6.5	6
0.25	0.0033		6.89	19.5	0.41	2.11	12.9	6
0.25	0.0036		7.05	18.3	0.38	2.08	17.8	6
0.25	0.0037		7.22	18.9	0.32	1.7	19.5	6
0.26	0.0031		7.38	21.1	0.33	1.57	21.1	6
0.26	0.0034		7.55	20.9	0.33	1.58	21.4	6
0.26	0.0028		7.71	23.9	0.38	1.59	22.9	6
0.26	0.0027		7.87	25.4	0.41	1.62	22.6	6
0.26	0.0030		8.04	24.3	0.44	1.82	19.5	6
0.27	0.0029		8.2	23.4	0.43	1.84	18.6	6
0.27	0.0031		8.37	23.6	0.4	1.7	21.1	6
0.27	0.0030		8.53	23.6	0.38	1.62	25	6
0.27	0.0026		8.69	26.7	0.4	1.5	29.3	6
0.27	0.0030		8.86	25	0.43	1.72	29.5	6
0.28	0.0027		9.02	26.5	0.51	1.93	23.6	6
0.28	0.0031		9.19	24.9	0.51	2.06	23.1	6
0.28	0.0029		9.35	25.4	0.79	3.11	24.5	5
0.28	0.0030	$\Sigma = .0121''$	9.51	24	0.66	2.75	25.9	5
0.28	0.0030		9.68	26.2	0.62	2.38	12.3	6
0.29	0.0032		9.84	23.3	0.61	2.62	10.8	5
0.29	0.0031		10.01	25.5	0.6	2.36	15.8	6
0.29	0.0031		10.17	24	0.55	2.3	20.2	6
0.29	0.0032		10.33	23.6	0.54	2.29	27.2	6
0.30	0.0033		10.5	24.9	0.52	2.09	29.4	6
0.30	0.0031		10.66	24.7	0.51	2.07	34.4	6
0.30	0.0036		10.83	22.7	0.43	1.9	35.1	6
0.30	0.0032		10.99	24.6	0.4	1.63	36.9	6

I_z	Δs (in.)	Depth (ft)	AvgQt (tsf)	AvgFs (tsf)	AvgRf (%)	AvgUd (ft)	SBT
0.30	0.0027	11.15	29.1	0.42	1.45	34.1	6
0.31	0.0031	11.32	27.3	0.4	1.47	8.5	6
0.31	0.0023	11.48	34.6	0.32	0.93	8.8	7
0.31	0.0018	11.65	46.1	0.21	0.46	4.4	8
0.31	0.0017	11.81	46.3	0.17	0.37	2.9	8
0.31	0.0018	11.97	46.3	0.18	0.39	2.1	8
0.32	0.0019	12.14	46	0.22	0.48	2.1	8
0.32	0.0018	12.3	44.9	0.27	0.6	2.1	7
0.32	0.0022	12.47	40.9	0.34	0.83	2	7
0.32	0.0021	12.63	39.1	0.31	0.79	1.9	7
0.32	0.0022	12.8	41.5	0.26	0.63	1.7	7
0.33	0.0023	12.96	37	0.28	0.76	1.4	7
0.33	0.0024	13.12	35	0.35	1	1.4	7
0.33	0.0027	13.29	33.4	0.38	1.14	2.3	7
0.33	0.0024	13.45	36.4	0.29	0.8	1.7	7
0.33	0.0024	13.62	37.8	0.23	0.61	1.6	7
0.34	0.0022	13.78	40.3	0.19	0.47	1.7	7
0.34	0.0023	13.94	37.7	0.18	0.48	1.5	7
0.34	0.0024	14.11	39.3	0.14	0.36	1.4	7
0.34	0.0020	14.27	43.5	0.12	0.28	1.5	8
0.34	0.0020	14.44	47	0.15	0.32	1.6	8
0.35	0.0019	14.6	47.8	0.17	0.36	1.7	8
0.35	0.0016	14.76	55.1	0.21	0.38	1.8	8
0.35	0.0016	14.93	58.6	0.24	0.41	1.8	8
0.35	0.0018	15.09	49.8	0.28	0.56	1.5	8
0.36	0.0022	15.26	45.2	0.5	1.11	1.5	7
0.36	0.0022	15.42	42.7	0.6	1.41	1.6	7
0.36	0.0025	15.58	38	0.72	1.9	3	6
0.36	0.0027	15.75	37	0.7	1.9	3.8	6

I_z	Δs (in.)	Depth (ft)	AvgQt (tsf)	AvgFs (tsf)	AvgRf (%)	AvgUd (ft)	SBT
0.36	0.0022	15.91	42.5	0.75	1.77	7.1	7
0.37	0.0021	16.08	47.8	0.48	1.01	5.8	7
0.37	0.0016	16.24	60.3	0.48	0.8	2	8
0.37	0.0014	16.4	67.3	0.4	0.6	1.8	8
0.37	0.0016	16.57	63.7	0.47	0.74	1.4	8
0.37	0.0018	16.73	52.4	0.64	1.22	1.4	7
0.38	0.0025	16.9	41.3	0.63	1.53	1.5	7
0.38	0.0032	17.06	30.5	0.57	1.87	2	6
0.38	0.0034	17.22	28.7	0.44	1.54	5.6	6
0.38	0.0035	17.39	30.4	0.37	1.22	6.5	7
0.38	0.0029	17.55	34.7	0.4	1.15	5.6	7
0.39	0.0028	17.72	38.4	0.5	1.31	4.1	7
0.39	0.0026	17.88	38.2	0.54	1.42	3.5	7
0.39	0.0025	18.04	41.2	0.47	1.14	2.8	7
0.39	0.0026	18.21	41.1	0.4	0.98	2.7	7
0.39	0.0025	18.37	41.3	0.49	1.19	2	7
0.40	0.0027	18.54	40	0.51	1.28	2.6	7
0.40	0.0026	18.7	39.4	0.63	1.6	3.1	7
0.40	0.0025	18.86	41.2	0.59	1.44	3.1	7
0.40	0.0027	19.03	41.8	0.54	1.3	3.5	7
0.41	0.0026	19.19	40.7	0.53	1.3	2.7	7
0.41	0.0026	19.36	42.6	0.39	0.92	2.4	7
0.41	0.0024	19.52	43.5	0.39	0.9	0.9	7
0.41	0.0024	19.68	43.8	0.37	0.85	1.2	7
0.41	0.0028	19.85	40.6	0.49	1.21	1.1	7
0.42	0.0029	20.01	36.6	0.54	1.48	1.1	7
0.42	0.0036	20.18	31.6	0.56	1.78	2	6
0.42	0.0038	20.34	28.3	0.54	1.91	4.1	6
0.42	0.0042	20.51	27.8	0.49	1.77	8	6

I_z	Δs (in.)	Depth (ft)	AvgQt (tsf)	AvgFs (tsf)	AvgRf (%)	AvgUd (ft)	SBT
0.42	0.0039	20.67	28.1	0.5	1.78	14.8	6
0.43	0.0040	20.83	27.9	0.49	1.76	19	6
0.43	0.0043	21	27.1	0.48	1.78	23.8	6
0.43	0.0045	21.16	24.9	0.44	1.77	23.3	6
0.43	0.0046	21.33	25.6	0.38	1.49	25.7	6
0.43	0.0044	21.49	25.6	0.31	1.21	28	6
0.44	0.0046	21.65	24.6	0.29	1.18	30.2	6
0.44	0.0047	21.82	25.5	0.28	1.1	31.8	6
0.44	0.0045	21.98	25.3	0.39	1.54	33.1	6
0.44	0.0043	22.15	28.4	0.38	1.34	33.4	6
0.44	0.0049	22.31	23.3	0.4	1.72	32.3	6
0.45	0.0048	22.47	24.3	0.73	3.01	34.1	5
0.45	0.0042	22.64	29.4	0.62	2.11	35.4	6
0.45	0.0031	22.8	37.3	0.66	1.78	11.1	6
0.45	0.0036	22.97	34.6	0.57	1.65	10.3	6
0.45	0.0030	23.13	38.7	0.57	1.48	13.4	7
0.46	0.0027	23.29	44.6	0.55	1.24	9.3	7
0.46	0.0037	23.46	33.9	0.53	1.57	6.4	6
0.46	0.0039	23.62	30.7	0.6	1.96	7.7	6
0.46	0.0038	23.79	33.5	0.54	1.61	9.9	6
0.47	0.0035	23.95	34.3	0.62	1.81	9.6	6
0.47	0.0039	24.11	31.4	0.58	1.85	10	6
0.47	0.0046	24.28	28.3	0.58	2.05	10.2	6
0.47	0.0035	24.44	34.8	0.67	1.93	10.1	6
0.47	0.0033	24.61	39.5	0.66	1.67	9.2	7
0.48	0.0027	24.77	46	0.74	1.61	8.8	7
0.48	0.0026	24.93	48	0.85	1.77	6.8	7
0.48	0.0027	25.1	48.3	0.89	1.85	6.3	7
0.48	0.0020	25.26	63.2	0.78	1.24	5.9	7

I_z	Δs (in.)	Depth (ft)	AvgQt (tsf)	AvgFs (tsf)	AvgRf (%)	AvgUd (ft)	SBT
0.48	0.0020	25.43	66.7	0.67	1.01	4.5	8
0.49	0.0019	25.59	68	0.76	1.12	3.6	8
0.49	0.0017	25.75	72.8	0.72	0.99	3.5	8
0.49	0.0018	25.92	75.4	0.61	0.81	2.9	8
0.49	0.0015	26.08	84.3	0.46	0.55	0.9	8
0.49	0.0016	26.25	85.6	0.44	0.52	0.9	8
0.50	0.0016	26.41	82	0.53	0.65	1	8
0.50	0.0016	26.57	79.1	0.66	0.84	1.1	8
0.50	0.0018	26.74	75.2	0.77	1.03	1.2	8
0.50	0.0016	26.9	83.5	0.95	1.14	1.4	8
0.50	0.0014	27.07	101.9	1.01	0.99	2	8
0.51	0.0011	27.23	116.5	1.02	0.88	1.5	8
0.51	0.0010	27.39	130	0.96	0.74	1.1	9
0.51	0.0010	27.56	138.1	0.94	0.68	1.3	9
0.51	0.0009	27.72	151.2	1.02	0.68	1.3	9
0.52	0.0009	27.89	163.4	1.15	0.71	1.4	9
0.52	0.0008	28.05	167.9	1.25	0.75	1.4	9
0.52	0.0007	28.21	182.7	1.34	0.74	1.4	9
0.52	0.0007	28.38	194.5	1.46	0.75	1.3	9
0.52	0.0007	28.54	196.4	1.59	0.81	1.3	9
0.53	0.0008	28.71	187.8	1.6	0.85	1.3	9
0.53	0.0008	28.87	170.8	1.47	0.86	1.3	9
0.53	0.0009	29.04	166.1	0.02	0.01	1.2	9
0.53	0.0005	29.2	282.1	0.02	0.01	1.8	10

SUM= 0.4300

				ConeTec	Inc.	-	CPT	Interpretation	
C1	0.9290	for Df =	3.00	Interpretat	Output	-	Release	1.00.18	
C2	1.5000	for 40 yrs		Run	No:	99-0525-1349-3880			
C3	1.7500			Job	No:	99-315			
Δp	1.6950	ksf		Client:	Stone	&	Webster	Engineering	
α	5.0000			Project:	Private	Fuel	Storage	Faclity	
				Site:	CPT-2				
I_z	Δs			Depth	AvgQt	AvgFs	AvgRf	AvgUd	SBT
	(in.)			(ft)	(tsf)	(tsf)	(%)	(ft)	
				2.95	35.6	0.94	2.65	1.1	6
0.20	0.0018			3.12	30.5	0.68	2.24	5.3	6
0.20	0.0021			3.28	25.1	0.42	1.67	7.5	6
0.21	0.0021			3.44	25	0.26	1.04	2.2	6
0.21	0.0019			3.61	30.9	0.19	0.62	-0.4	7
0.21	0.0017			3.77	32.9	0.33	1.01	-0.3	7
0.21	0.0018			3.94	31.7	0.43	1.36	0.3	6
0.21	0.0019			4.1	29.8	0.52	1.75	2	6
0.22	0.0020			4.27	29.1	0.52	1.79	1.4	6
0.22	0.0022			4.43	25.3	0.41	1.62	0.7	6
0.22	0.0023			4.59	24.7	0.37	1.5	5.3	6
0.22	0.0024			4.76	25.4	0.36	1.42	2.9	6
0.22	0.0024			4.92	24.5	0.39	1.6	2	6
0.23	0.0026			5.09	24.2	0.37	1.53	2.6	6
0.23	0.0028			5.25	21.5	0.36	1.67	3.1	6
0.23	0.0027			5.41	21.8	0.34	1.56	0	6
0.23	0.0030			5.58	21.2	0.32	1.52	3.8	6
0.23	0.0030			5.74	20.3	0.36	1.78	1.4	6
0.24	0.0033			5.91	19.5	0.31	1.59	4.8	6
0.24	0.0036			6.07	17.3	0.26	1.51	11.6	6
0.24	0.0037			6.23	17.1	0.2	1.17	9.3	6

$\Sigma \Delta s = 0.4129''$ ✓

No SBT ≤ 5

I_z	Δs (in.)	Depth (ft)	AvgQt (tsf)	AvgFs (tsf)	AvgRf (%)	AvgUd (ft)	SBT
0.24	0.0041	6.4	16.2	0.18	1.12	11.4	6
0.25	0.0038	6.56	16.7	0.22	1.32	6.7	6
0.25	0.0033	6.73	20.4	0.3	1.47	7.7	6
0.25	0.0031	6.89	21.1	0.34	1.62	8.3	6
0.25	0.0028	7.05	23.1	0.37	1.61	16.2	6
0.25	0.0031	7.22	22.3	0.35	1.58	21.3	6
0.26	0.0028	7.38	23.3	0.38	1.64	29.8	6
0.26	0.0030	7.55	23.5	0.33	1.41	26.7	6
0.26	0.0031	7.71	21.5	0.3	1.4	37.6	6
0.26	0.0034	7.87	19.8	0.26	1.32	43.8	6
0.26	0.0031	8.04	23.5	0.32	1.37	47.5	6
0.27	0.0029	8.2	23.6	0.34	1.44	33.1	6
0.27	0.0031	8.37	24.1	0.36	1.5	35.7	6
0.27	0.0030	8.53	23.5	0.36	1.53	33.8	6
0.27	0.0031	8.69	22.8	0.34	1.5	31.4	6
0.27	0.0032	8.86	23.3	0.35	1.51	32.4	6
0.28	0.0029	9.02	24.6	0.36	1.46	36.9	6
0.28	0.0034	9.19	22.8	0.37	1.63	23.4	6
0.28	0.0028	9.35	26.3	0.38	1.45	13.4	6
0.28	0.0030	9.51	24	0.38	1.59	10.5	6
0.28	0.0034	9.68	23.2	0.37	1.6	10.1	6
0.29	0.0037	9.84	20.3	0.33	1.63	7.2	6
0.29	0.0039	10.01	20.4	0.31	1.53	9.1	6
0.29	0.0037	10.17	20.6	0.27	1.31	10.4	6
0.29	0.0036	10.33	20.9	0.25	1.2	7.6	6
0.30	0.0038	10.5	21.3	0.27	1.27	11.4	6
0.30	0.0037	10.66	21	0.31	1.48	17.7	6
0.30	0.0036	10.83	22.7	0.37	1.64	21.2	6
0.30	0.0034	10.99	23	0.37	1.61	16.6	6

I_z	Δs (in.)	Depth (ft)	AvgQt (tsf)	AvgFs (tsf)	AvgRf (%)	AvgUd (ft)	SBT
0.30	0.0030	11.15	26	0.36	1.39	14.6	6
0.31	0.0033	11.32	25.3	0.38	1.51	8.3	6
0.31	0.0034	11.48	23.3	0.37	1.59	11.7	6
0.31	0.0031	11.65	27.7	0.32	1.16	14.5	6
0.31	0.0025	11.81	32	0.23	0.72	4.2	7
0.31	0.0020	11.97	40.8	0.17	0.42	0.6	7
0.32	0.0018	12.14	47.9	0.19	0.4	0.3	8
0.32	0.0017	12.3	47.2	0.3	0.64	0.6	7
0.32	0.0020	12.47	44.8	0.45	1.01	0.7	7
0.32	0.0020	12.63	41.2	0.57	1.39	0.1	7
0.32	0.0024	12.8	36.5	0.59	1.62	0.2	6
0.33	0.0027	12.96	31.2	0.59	1.9	0.8	6
0.33	0.0031	13.12	27.2	0.52	1.92	2.8	6
0.33	0.0037	13.29	24.7	0.44	1.79	6.8	6
0.33	0.0036	13.45	23.9	0.35	1.47	10.6	6
0.33	0.0034	13.62	26.9	0.41	1.53	15.7	6
0.34	0.0022	13.78	39.5	0.36	0.91	12.2	7
0.34	0.0012	13.94	70.6	0.35	0.5	2.7	8
0.34	0.0014	14.11	64.8	0.33	0.51	0.7	8
0.34	0.0016	14.27	55.2	0.43	0.78	0.5	8
0.34	0.0020	14.44	48.1	0.66	1.38	0.3	7
0.35	0.0023	14.6	39.8	0.75	1.89	0.5	6
0.35	0.0025	14.76	36.2	0.83	2.3	2.1	6
0.35	0.0026	14.93	37.3	0.67	1.8	7.9	6
0.35	0.0026	15.09	34.9	0.57	1.64	11.3	6
0.36	0.0025	15.26	39.1	0.6	1.54	11.4	7
0.36	0.0024	15.42	38.6	0.64	1.66	6.8	7
0.36	0.0022	15.58	41.5	0.55	1.33	7.9	7
0.36	0.0018	15.75	55.3	0.44	0.8	4.5	8

I_z	Δs (in.)	Depth (ft)	AvgQt (tsf)	AvgFs (tsf)	AvgRf (%)	AvgUd (ft)	SBT
0.36	0.0015	15.91	61.1	0.47	0.77	0.1	8
0.37	0.0020	16.08	49.4	0.58	1.18	-0.2	7
0.37	0.0022	16.24	42.6	0.62	1.46	-0.1	7
0.37	0.0025	16.4	38.6	0.7	1.82	0.6	6
0.37	0.0033	16.57	31.2	0.63	2.03	1.8	6
0.37	0.0034	16.73	28.6	0.57	2	4.9	6
0.38	0.0032	16.9	31.9	0.52	1.63	6.2	6
0.38	0.0032	17.06	30.3	0.5	1.65	5.5	6
0.38	0.0033	17.22	30.2	0.45	1.49	8.7	6
0.38	0.0040	17.39	26.4	0.37	1.4	11.4	6
0.38	0.0037	17.55	26.8	0.4	1.5	14.7	6
0.39	0.0034	17.72	31.1	0.34	1.1	16.4	7
0.39	0.0028	17.88	36.5	0.35	0.96	12.8	7
0.39	0.0025	18.04	39.9	0.46	1.15	3.1	7
0.39	0.0028	18.21	38.9	0.58	1.49	3.7	7
0.39	0.0025	18.37	40.8	0.64	1.57	2.7	7
0.40	0.0027	18.54	40.3	0.55	1.37	4.8	7
0.40	0.0026	18.7	40.1	0.63	1.57	2.6	7
0.40	0.0027	18.86	38.1	0.51	1.34	1.6	7
0.40	0.0026	19.03	42.4	0.45	1.06	3.9	7
0.41	0.0024	19.19	42.9	0.37	0.86	0.8	7
0.41	0.0026	19.36	42.7	0.42	0.99	0.2	7
0.41	0.0029	19.52	36.3	0.5	1.38	0.4	7
0.41	0.0033	19.68	32.3	0.54	1.68	1.9	6
0.41	0.0038	19.85	29.7	0.49	1.65	5.3	6
0.42	0.0038	20.01	28	0.45	1.61	10.6	6
0.42	0.0040	20.18	28.6	0.45	1.58	16.9	6
0.42	0.0040	20.34	27.1	0.47	1.74	22.7	6
0.42	0.0042	20.51	27.7	0.45	1.63	28.1	6

I_z	Δs (in.)	Depth (ft)	AvgQt (tsf)	AvgFs (tsf)	AvgRf (%)	AvgUd (ft)	SBT
0.42	0.0041	20.67	26.5	0.42	1.59	32.4	6
0.43	0.0042	20.83	26.4	0.35	1.33	35.9	6
0.43	0.0048	21	24.5	0.29	1.19	41.1	6
0.43	0.0041	21.16	27.1	0.31	1.15	46.7	6
0.43	0.0043	21.33	27.6	0.31	1.13	48.3	6
0.43	0.0036	21.49	31.3	0.46	1.47	50.7	6
0.44	0.0037	21.65	30.2	0.41	1.36	10.5	6
0.44	0.0052	21.82	23.3	0.37	1.59	14.7	6
0.44	0.0047	21.98	24.2	0.29	1.2	17.4	6
0.44	0.0049	22.15	25.1	0.61	2.43	18.7	6
0.44	0.0044	22.31	26.2	0.58	2.22	23	6
0.45	0.0034	22.47	33.9	0.56	1.66	22.6	6
0.45	0.0039	22.64	32	0.52	1.63	32.5	6
0.45	0.0035	22.8	33.3	0.51	1.54	36.2	6
0.45	0.0042	22.97	30	0.44	1.47	27.9	6
0.45	0.0038	23.13	30.7	0.46	1.5	32.1	6
0.46	0.0036	23.29	32.9	0.47	1.43	34.2	6
0.46	0.0037	23.46	34.2	0.52	1.53	37.4	6
0.46	0.0030	23.62	40.2	0.63	1.57	31.1	7
0.46	0.0030	23.79	42.6	0.57	1.34	10.7	7
0.47	0.0024	23.95	50.5	0.57	1.13	8.1	7
0.47	0.0022	24.11	54.9	0.85	1.55	0.5	7
0.47	0.0023	24.28	55.3	0.94	1.7	0	7
0.47	0.0023	24.44	53.3	1.22	2.29	2.5	6
0.47	0.0022	24.61	60.4	1.22	2.02	1.6	7
0.48	0.0017	24.77	71.2	1	1.41	1.3	7
0.48	0.0016	24.93	76.3	0.81	1.06	-0.3	8
0.48	0.0017	25.1	77.8	0.77	0.99	-0.2	8
0.48	0.0015	25.26	81.3	1.12	1.38	0	8

I_z	Δs (in.)	Depth (ft)	AvgQt (tsf)	AvgFs (tsf)	AvgRf (%)	AvgUd (ft)	SBT
0.48	0.0016	25.43	81.8	1.34	1.64	0.6	7
0.49	0.0016	25.59	77.7	1.54	1.99	-0.4	7
0.49	0.0017	25.75	74.9	1.65	2.21	-1.3	7
0.49	0.0022	25.92	61.5	1.78	2.9	1.8	6
0.49	0.0013	26.08	101	1.75	1.74	5.5	7
0.49	0.0009	26.25	159.3	0.02	0.01	0	9
0.50	0.0008	26.41	151.5	0.02	0.01	-0.6	9
SUM=	0.4129						

				ConeTec	Inc.	-	CPT	Interpretation	
C1	0.9290	for Df =	3.00	Interpretat	Output	-	Release	1.00.18	
C2	1.5000	for 40 yrs		Run	No:	99-0525-1349-3913			
C3	1.7500			Job	No:	99-315			
Δp	1.6950	ksf		Client:	Stone	&	Webster	Engineering	
α	5.0000			Project:	Private	Fuel	Storage	Faclity	
				Site:	CPT-3				
I_z	Δs			Depth	AvgQt	AvgFs	AvgRf	AvgUd	SBT
	(in.)			(ft)	(tsf)	(tsf)	(%)	(ft)	
				2.95	24.7	0.26	1.06	6.3	6
0.20	0.0026			3.12	21.3	0.17	0.8	9.1	6
0.20	0.0026			3.28	20.2	0.11	0.54	9.7	6
0.21	0.0029			3.44	18.1	0.04	0.22	8.5	7
0.21	0.0029			3.61	19.5	0.02	0.1	0.4	7
0.21	0.0025			3.77	22.1	0.02	0.09	0	7
0.21	0.0031			3.94	19	0.02	0.11	0.7	7
0.21	0.0028			4.1	19.9	0.06	0.3	1.1	7
0.22	0.0028			4.27	21.5	0.1	0.47	1.5	7
0.22	0.0026			4.43	22	0.08	0.36	1.5	7
0.22	0.0028			4.59	20.1	0.07	0.35	1.4	7
0.22	0.0031			4.76	19.5	0.05	0.26	1.1	7
0.22	0.0031			4.92	18.5	0.05	0.27	0.4	7
0.23	0.0033			5.09	18.8	0.04	0.21	0.6	7
0.23	0.0031			5.25	19.2	0.05	0.26	0.9	7
0.23	0.0030			5.41	20	0.06	0.3	1	7
0.23	0.0036			5.58	17.8	0.19	1.07	0.6	6
0.23	0.0040			5.74	15.3	0.14	0.92	-0.1	6
0.24	0.0044			5.91	14.7	0.05	0.34	1.1	6
0.24	0.0045			6.07	13.9	0.02	0.14	1	6
0.24	0.0045			6.23	13.9	0.03	0.22	1.1	6

$\Sigma \Delta s = 0.3761''$

No SBT ≤ 5

I_z	Δs (in.)	Depth (ft)	AvgQt (tsf)	AvgFs (tsf)	AvgRf (%)	AvgUd (ft)	SBT
0.24	0.0042	6.4	15.8	0.06	0.38	1.1	6
0.25	0.0038	6.56	16.7	0.13	0.78	1.1	6
0.25	0.0038	6.73	18	0.23	1.28	0	6
0.25	0.0031	6.89	21.1	0.24	1.14	0.6	6
0.25	0.0031	7.05	20.8	0.29	1.4	10.6	6
0.25	0.0032	7.22	21.7	0.28	1.29	17	6
0.26	0.0033	7.38	20.3	0.22	1.09	21	6
0.26	0.0037	7.55	19.3	0.18	0.93	22.6	6
0.26	0.0034	7.71	19.8	0.17	0.86	31.6	6
0.26	0.0029	7.87	23.5	0.22	0.94	35.4	6
0.26	0.0031	8.04	23.4	0.25	1.07	30.7	6
0.27	0.0029	8.2	23.7	0.31	1.31	37.2	6
0.27	0.0032	8.37	23.3	0.29	1.25	32.4	6
0.27	0.0031	8.53	22.9	0.36	1.58	35.3	6
0.27	0.0028	8.69	25.3	0.38	1.5	23.1	6
0.27	0.0032	8.86	23.7	0.66	2.79	23	5
0.28	0.0028	9.02	25.2	0.54	2.15	29.7	6
0.28	0.0027	9.19	28.7	0.5	1.75	11.5	6
0.28	0.0030	9.35	24	0.46	1.92	17.7	6
0.28	0.0033	9.51	22.5	0.41	1.82	12.6	6
0.28	0.0035	9.68	22.4	0.39	1.75	18.4	6
0.29	0.0032	9.84	23.4	0.34	1.46	20.9	6
0.29	0.0035	10.01	22.6	0.35	1.55	28.5	6
0.29	0.0033	10.17	22.8	0.34	1.5	30.3	6
0.29	0.0033	10.33	22.7	0.33	1.46	34.3	6
0.30	0.0036	10.5	22.3	0.32	1.44	37.4	6
0.30	0.0032	10.66	23.7	0.3	1.27	43.5	6
0.30	0.0031	10.83	26.2	0.28	1.07	39.9	6
0.30	0.0031	10.99	25.4	0.26	1.03	40.6	6

I_z	Δs (in.)	Depth (ft)	AvgQt (tsf)	AvgFs (tsf)	AvgRf (%)	AvgUd (ft)	SBT
0.30	0.0032	11.15	24.5	0.21	0.86	39.2	7
0.31	0.0033	11.32	25.8	0.16	0.62	30.7	7
0.31	0.0025	11.48	31.8	0.12	0.38	4	7
0.31	0.0024	11.65	36.2	0.16	0.44	0.4	7
0.31	0.0023	11.81	35.6	0.22	0.62	0.3	7
0.31	0.0024	11.97	33.7	0.24	0.71	0.6	7
0.32	0.0021	12.14	40.6	0.22	0.54	0.5	7
0.32	0.0018	12.3	46	0.12	0.26	0.3	8
0.32	0.0020	12.47	44.1	0.09	0.2	0.5	8
0.32	0.0020	12.63	42.6	0.13	0.31	0.4	8
0.32	0.0019	12.8	45.8	0.25	0.55	0.3	8
0.33	0.0016	12.96	51.6	0.38	0.74	0.3	7
0.33	0.0012	13.12	68.1	0.34	0.5	0.5	8
0.33	0.0011	13.29	83.4	0.34	0.41	0.4	8
0.33	0.0012	13.45	72.1	0.38	0.53	0.5	8
0.33	0.0016	13.62	57.6	0.34	0.59	0.4	8
0.34	0.0018	13.78	47.8	0.51	1.07	0.5	7
0.34	0.0020	13.94	43.8	0.75	1.72	0.2	7
0.34	0.0024	14.11	39.2	0.89	2.28	1.1	6
0.34	0.0025	14.27	36.2	0.7	1.94	4	6
0.34	0.0027	14.44	34.9	0.59	1.7	9.3	6
0.35	0.0022	14.6	40.9	0.53	1.3	6.1	7
0.35	0.0019	14.76	48.2	0.46	0.96	2.5	7
0.35	0.0016	14.93	62.2	0.33	0.53	-0.4	8
0.35	0.0013	15.09	69.6	0.29	0.42	0	8
0.36	0.0013	15.26	74	0.26	0.35	0.2	8
0.36	0.0012	15.42	77.7	0.4	0.52	0.4	8
0.36	0.0013	15.58	74	0.41	0.56	0.2	8
0.36	0.0014	15.75	68.9	0.45	0.66	0	8

I_z	Δs (in.)	Depth (ft)	AvgQt (tsf)	AvgFs (tsf)	AvgRf (%)	AvgUd (ft)	SBT
0.36	0.0015	15.91	64.5	0.47	0.73	0.3	8
0.37	0.0015	16.08	65	0.68	1.05	0.1	8
0.37	0.0014	16.24	68.3	0.49	0.72	0.1	8
0.37	0.0013	16.4	75.3	0.49	0.65	0.4	8
0.37	0.0012	16.57	83.4	0.37	0.44	0.4	8
0.37	0.0012	16.73	80.9	0.49	0.61	0.3	8
0.38	0.0013	16.9	79.3	0.62	0.78	0.4	8
0.38	0.0014	17.06	68.1	0.83	1.22	0.2	7
0.38	0.0016	17.22	62.7	0.93	1.49	0.2	7
0.38	0.0016	17.39	66.2	0.9	1.36	0	7
0.38	0.0016	17.55	64.1	0.69	1.08	0.4	7
0.39	0.0016	17.72	65.1	0.25	0.38	0.4	8
0.39	0.0015	17.88	68.8	0.41	0.6	0.3	8
0.39	0.0016	18.04	64.5	0.43	0.67	0.4	8
0.39	0.0018	18.21	60.8	0.44	0.73	0.2	8
0.39	0.0016	18.37	63.6	0.24	0.38	0.1	8
0.40	0.0020	18.54	55.5	0.4	0.72	-0.2	8
0.40	0.0019	18.7	54	0.4	0.74	0	8
0.40	0.0020	18.86	53	0.28	0.53	-0.3	8
0.40	0.0023	19.03	48	0.31	0.65	-0.2	7
0.41	0.0023	19.19	44.7	0.41	0.92	0.1	7
0.41	0.0029	19.36	38.8	0.61	1.57	0.1	7
0.41	0.0031	19.52	33.9	0.59	1.75	1.2	6
0.41	0.0030	19.68	35.7	0.48	1.35	5.5	7
0.41	0.0030	19.85	38	0.53	1.4	6.4	7
0.42	0.0030	20.01	36.4	0.57	1.57	4.5	7
0.42	0.0033	20.18	34.6	0.58	1.68	9.7	6
0.42	0.0035	20.34	31.1	0.53	1.71	16.9	6
0.42	0.0038	20.51	30.6	0.43	1.41	21.7	6

I_z	Δs (in.)	Depth (ft)	AvgQt (tsf)	AvgFs (tsf)	AvgRf (%)	AvgUd (ft)	SBT
0.42	0.0037	20.67	29.4	0.35	1.19	26.2	7
0.43	0.0037	20.83	30.2	0.34	1.13	29.9	7
0.43	0.0040	21	29.2	0.65	2.24	32.3	6
0.43	0.0034	21.16	32.9	0.55	1.67	34.3	6
0.43	0.0038	21.33	31.1	0.5	1.61	19.6	6
0.43	0.0040	21.49	28.4	0.44	1.55	23.1	6
0.44	0.0036	21.65	31.3	0.41	1.31	25	6
0.44	0.0040	21.82	30.2	0.38	1.26	18.3	6
0.44	0.0034	21.98	33.1	0.61	1.85	23.3	6
0.44	0.0033	22.15	36.6	0.61	1.67	24.7	6
0.44	0.0027	22.31	42.8	0.67	1.57	-0.2	7
0.45	0.0031	22.47	37	0.62	1.68	5.5	6
0.45	0.0036	22.64	34.2	0.63	1.85	10.3	6
0.45	0.0030	22.8	39	0.66	1.7	11.1	7
0.45	0.0031	22.97	40.6	0.58	1.43	8	7
0.45	0.0028	23.13	41.4	0.49	1.19	6.4	7
0.46	0.0024	23.29	49.9	0.45	0.9	2.5	7
0.46	0.0023	23.46	55.4	0.49	0.89	1.2	7
0.46	0.0020	23.62	59.3	0.6	1.01	1.1	7
0.46	0.0020	23.79	62.6	0.98	1.57	0.4	7
0.47	0.0022	23.95	53.6	0.96	1.8	0.9	7
0.47	0.0024	24.11	49.7	0.79	1.59	2.1	7
0.47	0.0020	24.28	66	0.43	0.65	-0.4	8
0.47	0.0018	24.44	68.1	0.31	0.46	-0.3	8
0.47	0.0020	24.61	65	0.7	1.08	-0.1	7
0.48	0.0021	24.77	58.8	1.01	1.72	0.3	7
0.48	0.0024	24.93	51.2	1.16	2.27	0.1	6
0.48	0.0029	25.1	45.6	1.07	2.35	-0.1	6
0.48	0.0027	25.26	47.1	0.94	2	-0.1	6

I_z	Δs (in.)	Depth (ft)	AvgQt (tsf)	AvgFs (tsf)	AvgRf (%)	AvgUd (ft)	SBT
0.48	0.0024	25.43	54.7	0.69	1.26	-0.5	7
0.49	0.0015	25.59	84.6	0.75	0.89	-0.5	8
0.49	0.0012	25.75	104.1	0.75	0.72	0.7	8
0.49	0.0009	25.92	148.1	1.16	0.79	-0.3	9
0.49	0.0007	26.08	188	1.33	0.71	-0.3	9
0.49	0.0008	26.25	177.9	1.5	0.85	-0.3	9
0.50	0.0009	26.41	150.1	1.63	1.09	-0.4	8
0.50	0.0008	26.57	164.7	1.67	1.02	0.1	9
0.50	0.0008	26.74	167.6	1.82	1.09	-0.1	9
0.50	0.0008	26.9	165.3	1.85	1.12	-0.4	8
0.50	0.0008	27.07	174.9	1.72	0.99	-0.3	9
0.51	0.0007	27.23	195.9	1.87	0.96	-0.4	9
0.51	0.0007	27.39	196.6	1.99	1.01	-0.5	9
0.51	0.0007	27.56	204	2.14	1.05	-0.4	9
0.51	0.0006	27.72	217.7	2.16	0.99	-0.6	9
0.52	0.0006	27.89	221.3	2.04	0.92	-0.6	9
0.52	0.0006	28.05	243.2	2.13	0.87	-0.6	9
0.52	0.0004	28.21	304.9	2.48	0.81	-0.8	9
0.52	0.0004	28.38	398.1	3.16	0.79	-0.9	9
0.52	0.0003	28.54	458.6	3.18	0.69	-1.3	10
0.53	0.0003	28.71	498.8	0.02	0	-1.8	10
0.53	0.0003	28.87	497.6	0.02	0	-1.8	10
SUM=	0.3761						

C1	0.9290	for Df =	3.00	Interpretati	Output	-	Release	1.00.18
C2	1.5000	for 40 yrs		Run	No:	99-0525-1349-3957		
C3	1.7500			Job	No:	99-315		
Δp	1.6950	ksf		Client:	Stone	&	Webster	Engineering
α	5.0000			Project:	Private	Fuel	Storage	Faclity
				Site:	CPT-4			

I_z	Δs (in.)	Depth (ft)	AvgQt (tsf)	AvgFs (tsf)	AvgRf (%)	AvgUd (ft)	SBT
		2.95	28.2	0.4	1.42	0.3	6
0.20	0.0022	3.12	25.6	0.48	1.88	0	6
0.20	0.0027	3.28	19.2	0.4	2.09	-0.1	6
0.21	0.0032	3.44	16.4	0.35	2.15	0.6	5
0.21	0.0033	3.61	17.2	0.28	1.63	0.3	6
0.21	0.0036	3.77	15.2	0.2	1.32	0.7	6
0.21	0.0052	3.94	11.3	0.14	1.25	1.1	5
0.21	0.0051	4.1	10.9	0.07	0.65	0.5	6
0.22	0.0052	4.27	11.4	0.05	0.44	0.7	6
0.22	0.0051	4.43	11	0.04	0.36	1.9	6
0.22	0.0051	4.59	11.1	0.04	0.36	3.9	6
0.22	0.0062	4.76	9.9	0.05	0.5	6.4	6
0.22	0.0059	4.92	9.8	0.05	0.51	9.2	6
0.23	0.0065	5.09	9.6	0.05	0.52	10.6	6
0.23	0.0058	5.25	10.2	0.04	0.39	4	6
0.23	0.0063	5.41	9.5	0.08	0.84	-0.1	6
0.23	0.0061	5.58	10.5	0.09	0.86	0.5	6
0.23	0.0046	5.74	13.3	0.09	0.68	10.5	6
0.24	0.0042	5.91	15.4	0.13	0.85	12.9	6
0.24	0.0040	6.07	15.5	0.13	0.84	13.5	6
0.24	0.0040	6.23	15.7	0.14	0.9	14.9	6

$\Sigma \Delta s = 0.5471''$ ✓

SBT > 5

$\Sigma \Delta s = 0.3992''$ ✓

I_z	Δs (in.)	Depth (ft)	AvgQt (tsf)	AvgFs (tsf)	AvgRf (%)	AvgUd (ft)	SBT
0.24	0.0042	6.4	15.8	0.13	0.82	20.7	6
0.25	0.0048	6.56	13.3	0.16	1.21	16.4	6
0.25	0.0048	6.73	14.1	0.2	1.42	10.9	6
0.25	0.0042	6.89	15.3	0.24	1.58	10.9	6
0.25	0.0041	7.05	15.8	0.25	1.58	14.5	6
0.25	0.0051	7.22	13.8	0.25	1.82	17.5	5
0.26	0.0048	7.38	13.7	0.22	1.6	15.1	5
0.26	0.0054	7.55	13.1	0.2	1.53	15	5
0.26	0.0051	7.71	13.2	0.2	1.52	13.4	5
0.26	0.0046	7.87	14.9	0.19	1.27	11.3	6
0.26	0.0054	8.04	13.5	0.21	1.56	11.7	5
0.27	0.0051	8.2	13.6	0.25	1.85	8.4	5
0.27	0.0055	8.37	13.5	0.26	1.93	5.5	5
0.27	0.0047	8.53	14.8	0.31	2.1	11.4	5
0.27	0.0047	8.69	15	0.29	1.94	22.2	5
0.27	0.0047	8.86	16.1	0.35	2.18	26.4	5
0.28	0.0045	9.02	15.8	0.34	2.16	16.1	5
0.28	0.0047	9.19	16.4	0.31	1.9	15.8	6
0.28	0.0047	9.35	15.6	0.3	1.92	21.8	5
0.28	0.0046	9.51	16	0.27	1.69	25.5	6
0.28	0.0048	9.68	16.2	0.27	1.67	28.5	6
0.29	0.0046	9.84	16	0.29	1.82	33.9	6
0.29	0.0049	10.01	16.3	0.33	2.03	22.1	5
0.29	0.0037	10.17	20.6	0.39	1.89	3.7	6
0.29	0.0043	10.33	17.5	0.37	2.12	2.5	5
0.30	0.0053	10.5	15.2	0.36	2.37	8.1	5
0.30	0.0047	10.66	16.3	0.33	2.03	9.3	5
0.30	0.0052	10.83	15.8	0.29	1.84	9.2	6

$\Sigma \Delta s = 0.1479''$
WITH A FEW
SBT = 6

I_z	Δs (in.)	Depth (ft)	AvgQt (tsf)	AvgFs (tsf)	AvgRf (%)	AvgUd (ft)	SBT
0.30	0.0053	10.99	14.8	0.28	1.9	9.1	5
0.30	0.0053	11.15	14.8	0.27	1.83	9	5
0.31	0.0059	11.32	14.2	0.29	2.05	5.2	5
0.31	0.0052	11.48	15.2	0.27	1.79	3.5	5
0.31	0.0055	11.65	15.6	0.28	1.8	7.8	6
0.31	0.0049	11.81	16.4	0.34	2.08	13	5
0.31	0.0047	11.97	17.4	0.36	2.07	17.4	5
0.32	0.0042	12.14	20.9	0.38	1.82	20.5	6
0.32	0.0041	12.3	20	0.42	2.1	21	6
0.32	0.0037	12.47	23.5	0.39	1.66	18.6	6
0.32	0.0034	12.63	24.4	0.33	1.35	18.4	6
0.32	0.0031	12.8	28.9	0.24	0.83	1.8	7
0.33	0.0023	12.96	37.4	0.19	0.51	0.7	7
0.33	0.0018	13.12	47.5	0.28	0.59	0.3	8
0.33	0.0021	13.29	42.7	0.41	0.96	1	7
0.33	0.0022	13.45	39.2	0.52	1.33	0.8	7
0.33	0.0025	13.62	36.9	0.62	1.68	1	6
0.34	0.0025	13.78	34.9	0.63	1.81	0.9	6
0.34	0.0029	13.94	30.5	0.64	2.1	0.8	6
0.34	0.0036	14.11	26.3	0.63	2.4	1.2	6
0.34	0.0037	14.27	24.2	0.6	2.48	4.4	6
0.34	0.0040	14.44	23.8	0.56	2.36	11	6
0.35	0.0041	14.6	21.7	0.51	2.35	15.9	6
0.35	0.0043	14.76	21.2	0.45	2.12	21.8	6
0.35	0.0034	14.93	28.5	0.47	1.65	24.7	6
0.35	0.0027	15.09	34.3	0.58	1.69	1.2	6
0.36	0.0034	15.26	28.8	0.64	2.23	1.9	6
0.36	0.0032	15.42	29.2	0.66	2.27	6.2	6

I_z	Δs (in.)	Depth (ft)	AvgQt (tsf)	AvgFs (tsf)	AvgRf (%)	AvgUd (ft)	SBT
0.36	0.0026	15.58	36.1	0.48	1.33	8.1	7
0.36	0.0020	15.75	50.8	0.46	0.91	-1.1	7
0.36	0.0017	15.91	55.3	0.46	0.83	-0.1	7
0.37	0.0020	16.08	51.4	0.65	1.27	0.2	7
0.37	0.0018	16.24	51.8	0.74	1.43	0.1	7
0.37	0.0019	16.4	49.2	0.72	1.47	0.4	7
0.37	0.0022	16.57	46.4	0.74	1.6	0.3	7
0.37	0.0020	16.73	47.3	0.66	1.4	0.5	7
0.38	0.0019	16.9	54.1	0.65	1.2	0.2	7
0.38	0.0017	17.06	58	0.54	0.93	0.4	7
0.38	0.0014	17.22	70.4	0.51	0.73	0.5	8
0.38	0.0013	17.39	79.7	0.55	0.69	0.6	8
0.38	0.0011	17.55	87.6	0.63	0.72	0.8	8
0.39	0.0012	17.72	85.2	0.64	0.75	0.6	8
0.39	0.0013	17.88	75.3	0.56	0.75	0.5	8
0.39	0.0017	18.04	59.5	0.56	0.94	0.5	7
0.39	0.0021	18.21	51.2	0.79	1.55	0.6	7
0.39	0.0024	18.37	42.5	0.91	2.14	0.3	6
0.40	0.0025	18.54	43.2	0.9	2.09	1.8	6
0.40	0.0022	18.7	46.4	0.76	1.64	1.2	7
0.40	0.0024	18.86	42.9	0.62	1.45	0.4	7
0.40	0.0025	19.03	44.8	0.72	1.61	-0.4	7
0.41	0.0028	19.19	37.1	0.74	2	0.6	6
0.41	0.0038	19.36	29.5	0.71	2.42	2.6	6
0.41	0.0041	19.52	25.9	0.56	2.17	4.7	6
0.41	0.0047	19.68	22.6	0.45	1.99	6.6	6
0.41	0.0047	19.85	24.2	0.41	1.7	7.9	6
0.42	0.0034	20.01	31.3	0.42	1.35	9.1	6

I_z	Δs (in.)	Depth (ft)	AvgQt (tsf)	AvgFs (tsf)	AvgRf (%)	AvgUd (ft)	SBT
0.42	0.0030	20.18	38.5	0.5	1.3	1.2	7
0.42	0.0024	20.34	44.8	0.46	1.03	0.6	7
0.42	0.0023	20.51	51.4	0.47	0.92	0.2	7
0.42	0.0021	20.67	51.5	0.47	0.92	0.1	7
0.43	0.0024	20.83	45.5	0.6	1.32	0.2	7
0.43	0.0034	21	35	0.64	1.83	0.5	6
0.43	0.0036	21.16	31.2	0.66	2.12	1.4	6
0.43	0.0039	21.33	30.5	0.63	2.07	6.3	6
0.43	0.0035	21.49	31.7	0.6	1.9	7.9	6
0.44	0.0038	21.65	29.8	0.61	2.05	10.4	6
0.44	0.0043	21.82	28.4	0.57	2.01	14.5	6
0.44	0.0044	21.98	25.8	0.67	2.61	18.7	5
0.44	0.0045	22.15	26.9	0.64	2.39	21.9	6
0.44	0.0038	22.31	30.5	0.62	2.04	35.8	6
0.45	0.0038	22.47	30.3	0.57	1.89	42	6
0.45	0.0040	22.64	30.9	0.53	1.72	43.6	6
0.45	0.0036	22.8	32.7	0.55	1.69	38.6	6
0.45	0.0049	22.97	25.7	0.49	1.91	26.7	6
0.45	0.0050	23.13	23.8	0.44	1.85	30.1	6
0.46	0.0046	23.29	25.5	0.42	1.65	32.9	6
0.46	0.0047	23.46	26.9	0.46	1.72	36.9	6
0.46	0.0040	23.62	30	0.45	1.51	41.8	6
0.46	0.0040	23.79	31.8	0.53	1.67	45.5	6
0.47	0.0040	23.95	29.9	0.51	1.71	47	6
0.47	0.0038	24.11	31.8	0.54	1.7	49.7	6
0.47	0.0042	24.28	30.9	0.5	1.62	35.1	6
0.47	0.0045	24.44	27.1	0.51	1.88	38.5	6
0.47	0.0044	24.61	29.5	0.48	1.63	41.2	6

I_z	Δs (in.)	Depth (ft)	AvgQt (tsf)	AvgFs (tsf)	AvgRf (%)	AvgUd (ft)	SBT
0.48	0.0045	24.77	27.4	0.49	1.79	43.1	6
0.48	0.0042	24.93	29.6	0.46	1.56	45.3	6
0.48	0.0038	25.1	35.2	0.53	1.51	45.2	7
0.48	0.0027	25.26	46.2	0.54	1.17	4.4	7
0.48	0.0027	25.43	48.9	0.64	1.31	0.9	7
0.49	0.0022	25.59	56.2	0.77	1.37	-0.4	7
0.49	0.0019	25.75	66.3	0.73	1.1	0.4	7
0.49	0.0017	25.92	77.5	0.72	0.93	0.3	8
0.49	0.0017	26.08	73.8	0.61	0.83	0.3	8
0.49	0.0017	26.25	78.4	0.7	0.9	0.2	8
0.50	0.0018	26.41	72.9	1.09	1.5	0.2	7
0.50	0.0023	26.57	55.6	1.18	2.13	0.3	6
0.50	0.0027	26.74	50.2	1.21	2.42	1.3	6
0.50	0.0027	26.9	48.3	1.19	2.47	0.2	6
0.50	0.0021	27.07	65.3	1.05	1.61	0.1	7
0.51	0.0010	27.23	130.8	1.12	0.86	0.2	9
0.51	0.0008	27.39	165.3	1.19	0.72	0	9
0.51	0.0008	27.56	179.8	1.38	0.77	-0.1	9
0.51	0.0007	27.72	195.9	0.02	0.01	0	10
0.52	0.0008	27.89	171.9	0.02	0.01	-0.1	9

SUM= 0.5471

				ConeTec	Inc.	-	CPT	Interpretation	
C1	0.9290	for Df =	3.00	Interpretati	Output	-	Release	1.00.18	
C2	1.5000	for 40 yrs		Run	No:	99-0525-1349-3996			
C3	1.7500			Job	No:	99-315			
Δp	1.6950	ksf		Client:	Stone	&	Webster	Engineering	
α	5.0000			Project:	Private	Fuel	Storage	Faclity	
				Site:	CPT-5				
I_z	Δs (in.)			Depth (ft)	AvgQt (tsf)	AvgFs (tsf)	AvgRf (%)	AvgUd (ft)	SBT
				2.95	17.6	0.17	0.97	-0.3	6
0.20	0.0027			3.12	20.9	0.19	0.91	-0.1	6
0.20	0.0021			3.28	25	0.23	0.92	0.1	6
0.21	0.0023			3.44	23	0.3	1.31	0	6
0.21	0.0026			3.61	21.7	0.34	1.57	0.1	6
0.21	0.0026			3.77	20.9	0.37	1.78	1.1	6
0.21	0.0029			3.94	19.8	0.39	1.97	1.8	6
0.21	0.0031			4.1	17.6	0.39	2.23	-0.1	5
0.22	0.0040			4.27	15	0.3	2	-2.8	5
0.22	0.0040	$\Sigma \Delta s = 0.1752''$		4.43	14.2	0.28	1.98	-2.3	5
0.22	0.0035			4.59	16.1	0.3	1.87	0	6
0.22	0.0038			4.76	15.9	0.32	2.02	0	5
0.22	0.0040			4.92	14.7	0.31	2.11	-0.4	5
0.23	0.0050			5.09	12.5	0.26	2.08	-1.5	5
0.23	0.0049			5.25	12	0.22	1.84	-5.4	5
0.23	0.0055			5.41	10.9	0.21	1.94	-0.8	5
0.23	0.0054			5.58	11.9	0.23	1.93	-0.4	5
0.23	0.0046			5.74	13.2	0.37	2.81	-0.1	5
0.24	0.0051			5.91	12.9	0.37	2.88	-2.5	5
0.24	0.0049			6.07	12.6	0.38	3.01	-0.4	4

$\Sigma \Delta s = 0.4637''$

SBT > 5

$\Sigma \Delta s = 0.2885''$

I_z	Δs (in.)	Depth (ft)	AvgQt (tsf)	AvgFs (tsf)	AvgRf (%)	AvgUd (ft)	SBT
0.24	0.0045	6.23	14	0.36	2.58	2.2	5
0.24	0.0047	6.4	14.2	0.34	2.4	2.6	5
0.25	0.0044	6.56	14.5	0.38	2.63	6.3	5
0.25	0.0041	6.73	16.7	0.42	2.53	10	5
0.25	0.0037	6.89	17.5	0.39	2.23	12.4	5
0.25	0.0039	7.05	16.5	0.36	2.19	15.8	5
0.25	0.0042	7.22	16.7	0.35	2.1	13.6	5
0.26	0.0037	7.38	17.9	0.35	1.96	16.7	6
0.26	0.0043	7.55	16.4	0.31	1.9	18.9	6
0.26	0.0042	7.71	16.1	0.34	2.12	22.8	5
0.26	0.0043	7.87	15.7	0.31	1.98	24.2	5
0.26	0.0042	8.04	17.3	0.34	1.97	26	6
0.27	0.0040	8.2	17.1	0.34	2	13.1	6
0.27	0.0039	8.37	18.8	0.38	2.03	14.4	6
0.27	0.0040	8.53	17.7	0.37	2.1	9	5
0.27	0.0040	8.69	17.5	0.37	2.12	11.3	5
0.27	0.0045	8.86	16.8	0.36	2.15	4.9	5
0.28	0.0046	9.02	15.6	0.37	2.38	1.2	5
0.28	0.0047	9.19	16.3	0.4	2.46	6	5
0.28	0.0046	9.35	15.8	0.36	2.29	10.5	5
0.28	0.0044	9.51	16.8	0.31	1.85	0.9	6
0.28	0.0045	9.68	17.6	0.46	2.63	0.8	5
0.29	0.0035	9.84	21	0.43	2.05	5.6	6
0.29	0.0045	10.01	17.7	0.43	2.44	8.7	5
0.29	0.0035	10.17	21.6	0.43	2	10.9	6
0.29	0.0042	10.33	17.9	0.42	2.35	6	5
0.30	0.0045	10.5	17.9	0.43	2.41	9.3	5
0.30	0.0038	10.66	20.4	0.28	1.38	10.1	6

I_z	Δs (in.)	Depth (ft)	AvgQt (tsf)	AvgFs (tsf)	AvgRf (%)	AvgUd (ft)	SBT
0.30	0.0021	10.83	38.4	0.27	0.71	5.9	7
0.30	0.0020	10.99	39.7	0.24	0.61	-0.6	7
0.30	0.0022	11.15	36	0.33	0.92	-0.7	7
0.31	0.0027	11.32	31.5	0.47	1.5	-0.5	6
0.31	0.0031	11.48	25.8	0.54	2.1	0.3	6
0.31	0.0039	11.65	21.6	0.5	2.32	3.7	6
0.31	0.0034	11.81	23.8	0.46	1.94	10.7	6
0.31	0.0027	11.97	30.6	0.53	1.74	16.6	6
0.32	0.0027	12.14	32.8	0.57	1.74	0.4	6
0.32	0.0020	12.3	40.8	0.55	1.35	1.2	7
0.32	0.0022	12.47	40.9	0.45	1.1	-0.3	7
0.32	0.0020	12.63	41	0.46	1.12	-0.5	7
0.32	0.0027	12.8	33	0.43	1.31	-0.4	7
0.33	0.0021	12.96	40.8	0.55	1.35	0.9	7
0.33	0.0016	13.12	53.1	0.67	1.26	-1.1	7
0.33	0.0017	13.29	54.7	0.75	1.37	0.1	7
0.33	0.0016	13.45	54.4	0.81	1.49	-0.3	7
0.33	0.0018	13.62	52.6	0.73	1.39	-0.5	7
0.34	0.0019	13.78	44.9	0.69	1.54	-0.4	7
0.34	0.0032	13.94	27	0.58	2.15	-0.5	6
0.34	0.0035	14.11	26.8	0.44	1.64	0.3	6
0.34	0.0025	14.27	35.1	0.64	1.83	0.4	6
0.34	0.0025	14.44	37.9	0.77	2.03	-0.1	6
0.35	0.0023	14.6	38.4	0.85	2.22	0	6
0.35	0.0023	14.76	39.3	0.93	2.37	0.2	6
0.35	0.0023	14.93	42.4	0.96	2.27	-0.3	6
0.35	0.0017	15.09	53.3	0.86	1.62	0.4	7
0.36	0.0018	15.26	55.6	0.69	1.24	-0.4	7

I_z	Δs (in.)	Depth (ft)	AvgQt (tsf)	AvgFs (tsf)	AvgRf (%)	AvgUd (ft)	SBT
0.36	0.0017	15.42	54.2	0.68	1.26	-0.5	7
0.36	0.0018	15.58	50.8	0.61	1.2	-0.1	7
0.36	0.0024	15.75	42.3	0.78	1.85	-0.1	7
0.36	0.0026	15.91	36.5	0.78	2.14	-0.2	6
0.37	0.0031	16.08	32.7	0.78	2.39	1	6
0.37	0.0031	16.24	30.4	0.79	2.61	7.1	6
0.37	0.0031	16.4	31.1	0.74	2.38	8.3	6
0.37	0.0039	16.57	26	0.66	2.55	8.9	6
0.37	0.0038	16.73	25.3	0.63	2.49	10.1	6
0.38	0.0040	16.9	26.2	0.6	2.3	10.8	6
0.38	0.0038	17.06	26	0.58	2.24	12.9	6
0.38	0.0041	17.22	24.1	0.57	2.37	15.1	6
0.38	0.0042	17.39	25.1	0.56	2.24	15.9	6
0.38	0.0037	17.55	26.7	0.56	2.1	17.5	6
0.39	0.0037	17.72	28.8	0.56	1.95	17.6	6
0.39	0.0031	17.88	32.4	0.62	1.92	7.5	6
0.39	0.0032	18.04	31.4	0.63	2.01	3.9	6
0.39	0.0032	18.21	33.6	0.55	1.64	5.3	6
0.39	0.0029	18.37	35.5	0.49	1.38	5	7
0.40	0.0029	18.54	38	0.38	1	0.4	7
0.40	0.0024	18.7	43.3	0.34	0.79	0.3	7
0.40	0.0026	18.86	39.6	0.42	1.06	0.3	7
0.40	0.0035	19.03	31.7	0.44	1.39	0.7	6
0.41	0.0036	19.19	29.1	0.45	1.55	2.6	6
0.41	0.0035	19.36	32.4	0.52	1.61	2.9	6
0.41	0.0033	19.52	32.1	0.6	1.87	3.1	6
0.41	0.0037	19.68	28.9	0.65	2.25	5.7	6
0.41	0.0042	19.85	26.9	0.58	2.16	10.9	6

I_z	Δs (in.)	Depth (ft)	AvgQt (tsf)	AvgFs (tsf)	AvgRf (%)	AvgUd (ft)	SBT
0.42	0.0043	20.01	25.1	0.5	2	18.8	6
0.42	0.0048	20.18	23.8	0.41	1.73	24.3	6
0.42	0.0047	20.34	23.3	0.4	1.72	28.4	6
0.42	0.0045	20.51	25.6	0.39	1.53	30.3	6
0.42	0.0038	20.67	29.2	0.5	1.72	31.2	6
0.43	0.0043	20.83	25.6	0.47	1.84	28.8	6
0.43	0.0056	21	21	0.41	1.95	31.3	6
0.43	0.0050	21.16	22.1	0.36	1.64	32.1	6
0.43	0.0052	21.33	23	0.33	1.44	33.6	6
0.43	0.0048	21.49	23.4	0.34	1.46	37.5	6
0.44	0.0047	21.65	24	0.32	1.34	40.8	6
0.44	0.0048	21.82	25	0.35	1.4	43.3	6
0.44	0.0048	21.98	23.6	0.39	1.66	44.5	6
0.44	0.0047	22.15	26.1	0.36	1.38	46.2	6
0.44	0.0048	22.31	23.8	0.43	1.81	46.1	6
0.45	0.0044	22.47	26.6	0.58	2.19	48	6
0.45	0.0039	22.64	31.6	0.66	2.09	14.3	6
0.45	0.0044	22.8	26.8	0.52	1.95	18.4	6
0.45	0.0031	22.97	39.6	0.43	1.09	20.3	7
0.45	0.0024	23.13	48.5	0.45	0.93	1.1	7
0.46	0.0021	23.29	55.3	0.52	0.94	0.9	7
0.46	0.0022	23.46	57.2	0.69	1.21	0.5	7
0.46	0.0020	23.62	58.6	0.7	1.2	0.4	7
0.46	0.0022	23.79	58.1	0.84	1.45	0.4	7
0.47	0.0022	23.95	54.4	0.97	1.79	0.4	7
0.47	0.0027	24.11	45.2	1.04	2.31	1.1	6
0.47	0.0028	24.28	46.8	1.09	2.34	2.7	6
0.47	0.0027	24.44	44.9	1.03	2.3	3.6	6

I_z	Δs (in.)
0.47	0.0030
0.48	0.0019
0.48	0.0013
0.48	0.0009
0.48	0.0006
SUM=	0.4637

Depth (ft)	AvgQt (tsf)	AvgFs (tsf)	AvgRf (%)	AvgUd (ft)	SBT
24.61	43.7	0.98	2.25	3.6	6
24.77	64.1	0.88	1.38	2.7	7
24.93	96.1	0.89	0.93	0.7	8
25.1	147.3	0.02	0.01	0	9
25.26	218.7	0.02	0.01	0.3	10

				ConeTec	Inc.	-	CPT	Interpretati Page:
C1	0.9290	for Df =	3.00	Interpretati	Output	-	Release	1.00.18
C2	1.5000	for 40 yrs		Run	No:	99-0525-1349-4034		
C3	1.7500			Job	No:	99-315		
Δp	1.6950	ksf		Client:	Stone	&	Webster	Engineering
α	5.0000			Project:	Private	Fuel	Storage	Faclity
				Site:	CPT-6			

I_z	Δs (in.)	Depth (ft)	AvgQt (tsf)	AvgFs (tsf)	AvgRf (%)	AvgUd (ft)	SBT
		2.95	20.4	0.19	0.93	0.3	6
0.20	0.0028	3.12	19.5	0.2	1.03	0.5	6
0.20	0.0030	3.28	17.4	0.13	0.75	-0.4	6
0.21	0.0035	3.44	15.4	0.09	0.59	-0.2	6
0.21	0.0038	3.61	15.2	0.05	0.33	-0.4	6
0.21	0.0033	3.77	16.5	0.11	0.67	-0.5	6
0.21	0.0032	3.94	18.4	0.14	0.76	-0.3	6
0.21	0.0033	4.1	16.7	0.07	0.42	-0.5	6
0.22	0.0039	4.27	15.3	0.07	0.46	-1.2	6
0.22	0.0037	4.43	15.1	0.06	0.4	-1.4	6
0.22	0.0035	4.59	16.3	0.07	0.43	-1	6
0.22	0.0033	4.76	18.4	0.09	0.49	-1	6
0.22	0.0033	4.92	17.8	0.13	0.73	-1	6
0.23	0.0035	5.09	17.9	0.17	0.95	-0.9	6
0.23	0.0032	5.25	18.5	0.19	1.03	-0.5	6
0.23	0.0030	5.41	20.2	0.24	1.19	0.2	6
0.23	0.0033	5.58	19.7	0.42	2.14	3.2	6
0.23	0.0028	5.74	21.9	0.32	1.46	4.9	6
0.24	0.0029	5.91	22.6	0.37	1.64	1.7	6
0.24	0.0027	6.07	23.2	0.33	1.43	1.1	6

$\Sigma \Delta s = 0.3828''$

No SBT ≤ 5

I_z	Δs (in.)	Depth (ft)	AvgQt (tsf)	AvgFs (tsf)	AvgRf (%)	AvgUd (ft)	SBT
0.24	0.0029	6.23	21.5	0.35	1.63	1.6	6
0.24	0.0032	6.4	21	0.28	1.34	3.8	6
0.25	0.0031	6.56	20.4	0.28	1.38	4.8	6
0.25	0.0032	6.73	21.2	0.29	1.37	6.4	6
0.25	0.0029	6.89	22.5	0.34	1.51	7.2	6
0.25	0.0024	7.05	27	0.39	1.45	9	6
0.25	0.0025	7.22	27.6	0.46	1.67	8.6	6
0.26	0.0024	7.38	27.6	0.49	1.78	9.4	6
0.26	0.0026	7.55	27.5	0.47	1.71	10	6
0.26	0.0027	7.71	25.1	0.43	1.71	10.1	6
0.26	0.0028	7.87	24	0.38	1.59	10.5	6
0.26	0.0029	8.04	25.2	0.35	1.39	11	6
0.27	0.0030	8.2	22.7	0.31	1.37	10.6	6
0.27	0.0033	8.37	22.3	0.25	1.12	10.7	6
0.27	0.0034	8.53	20.6	0.27	1.31	10.8	6
0.27	0.0031	8.69	22.5	0.32	1.42	10.9	6
0.27	0.0032	8.86	23.9	0.4	1.68	11.7	6
0.28	0.0028	9.02	25.7	0.34	1.33	11.9	6
0.28	0.0024	9.19	31.6	0.35	1.11	1.4	7
0.28	0.0030	9.35	24.6	0.35	1.43	1.2	6
0.28	0.0026	9.51	28.5	0.33	1.16	2	6
0.28	0.0024	9.68	32.1	0.25	0.78	1.9	7
0.29	0.0024	9.84	31.2	0.18	0.58	1.3	7
0.29	0.0018	10.01	43.9	0.15	0.34	1.1	8
0.29	0.0019	10.17	38.8	0.2	0.52	0.9	7
0.29	0.0021	10.33	35.8	0.25	0.7	0.8	7
0.30	0.0025	10.5	32.5	0.32	0.99	0.6	7
0.30	0.0022	10.66	34.8	0.32	0.92	0.6	7

I_z	Δs (in.)	Depth (ft)	AvgQt (tsf)	AvgFs (tsf)	AvgRf (%)	AvgUd (ft)	SBT
0.30	0.0022	10.83	37.8	0.22	0.58	0.6	7
0.30	0.0019	10.99	42.1	0.27	0.64	0.6	7
0.30	0.0019	11.15	42.3	0.28	0.66	0.5	7
0.31	0.0019	11.32	43.4	0.35	0.81	0.5	7
0.31	0.0017	11.48	45.8	0.27	0.59	0.5	7
0.31	0.0020	11.65	41.6	0.22	0.53	0.4	7
0.31	0.0022	11.81	37.1	0.31	0.84	0	7
0.31	0.0027	11.97	30.5	0.45	1.48	-0.1	6
0.32	0.0031	12.14	27.7	0.48	1.74	0.5	6
0.32	0.0029	12.3	28.7	0.48	1.68	1.2	6
0.32	0.0028	12.47	32	0.48	1.5	3.7	6
0.32	0.0029	12.63	28.8	0.42	1.46	4.2	6
0.32	0.0024	12.8	37.9	0.33	0.87	5.7	7
0.33	0.0020	12.96	43.3	0.52	1.2	4.9	7
0.33	0.0025	13.12	33.8	0.49	1.46	4.1	6
0.33	0.0034	13.29	27.1	0.58	2.15	4.1	6
0.33	0.0025	13.45	34.8	0.54	1.56	4.3	6
0.33	0.0026	13.62	34.8	0.52	1.5	3.8	7
0.34	0.0024	13.78	36.6	0.6	1.65	3.7	6
0.34	0.0025	13.94	35.5	0.49	1.38	3.5	7
0.34	0.0023	14.11	40.7	0.56	1.38	3.2	7
0.34	0.0022	14.27	39.7	0.43	1.09	2.4	7
0.34	0.0022	14.44	44	0.43	0.98	2.5	7
0.35	0.0020	14.6	44	0.32	0.73	1.9	7
0.35	0.0022	14.76	41.7	0.37	0.89	1.8	7
0.35	0.0026	14.93	37.7	0.53	1.41	1.6	7
0.35	0.0029	15.09	31.8	0.52	1.64	1.8	6
0.36	0.0032	15.26	30.7	0.5	1.63	1.9	6

I_z	Δs (in.)	Depth (ft)	AvgQt (tsf)	AvgFs (tsf)	AvgRf (%)	AvgUd (ft)	SBT
0.36	0.0032	15.42	28.5	0.57	2	2.6	6
0.36	0.0035	15.58	26.9	0.48	1.79	2.8	6
0.36	0.0032	15.75	31.1	0.47	1.52	5.8	6
0.36	0.0035	15.91	26.7	0.37	1.39	5.3	6
0.37	0.0045	16.08	22.6	0.31	1.38	5.9	6
0.37	0.0041	16.24	23.4	0.23	0.99	6.3	6
0.37	0.0041	16.4	23.5	0.23	0.98	6.7	6
0.37	0.0039	16.57	26.4	0.27	1.03	7.1	6
0.37	0.0037	16.73	26.4	0.3	1.14	7.5	6
0.38	0.0036	16.9	28.9	0.35	1.21	7.9	6
0.38	0.0033	17.06	29.8	0.31	1.04	8.5	7
0.38	0.0024	17.22	41.8	0.21	0.5	8.9	7
0.38	0.0026	17.39	40.5	0.2	0.5	6.5	7
0.38	0.0028	17.55	35.7	0.25	0.7	4.5	7
0.39	0.0036	17.72	29.5	0.34	1.16	3.3	7
0.39	0.0036	17.88	27.7	0.39	1.41	2.8	6
0.39	0.0037	18.04	27.4	0.37	1.35	3.6	6
0.39	0.0040	18.21	26.9	0.39	1.45	7.9	6
0.39	0.0039	18.37	26.3	0.41	1.56	14	6
0.40	0.0043	18.54	25.4	0.36	1.42	16.8	6
0.40	0.0042	18.7	24.7	0.75	3.04	18.2	5
0.40	0.0044	18.86	23.6	0.67	2.85	19.6	5
0.40	0.0039	19.03	28.5	0.56	1.97	21.3	6
0.41	0.0039	19.19	27	0.52	1.93	16.5	6
0.41	0.0039	19.36	28.4	0.45	1.59	17.5	6
0.41	0.0047	19.52	22.6	0.34	1.51	16.9	6
0.41	0.0047	19.68	22.9	0.26	1.14	17.5	6
0.41	0.0050	19.85	22.7	0.22	0.97	18.1	6

I_z	Δs (in.)	Depth (ft)	AvgQt (tsf)	AvgFs (tsf)	AvgRf (%)	AvgUd (ft)	SBT
0.42	0.0046	20.01	23.5	0.25	1.07	19.1	6
0.42	0.0044	20.18	26	0.24	0.93	20	7
0.42	0.0044	20.34	24.8	0.22	0.89	21.2	7
0.42	0.0046	20.51	25	0.2	0.8	21.8	7
0.42	0.0045	20.67	24.6	0.19	0.77	22.7	7
0.43	0.0046	20.83	24	0.21	0.88	23.2	6
0.43	0.0044	21	26.7	0.27	1.01	24.1	7
0.43	0.0042	21.16	26.7	0.33	1.24	24.6	6
0.43	0.0042	21.33	28.5	0.38	1.33	25.3	6
0.43	0.0036	21.49	31.4	0.31	0.99	25.6	7
0.44	0.0026	21.65	44.1	0.28	0.64	25.1	7
0.44	0.0020	21.82	59.5	0.21	0.35	9.1	8
0.44	0.0018	21.98	63	0.25	0.4	4.1	8
0.44	0.0020	22.15	60.2	0.46	0.77	3	8
0.44	0.0019	22.31	61.9	0.91	1.47	-0.4	7
0.45	0.0023	22.47	50.3	1.07	2.13	0.1	6
0.45	0.0028	22.64	43.5	1.11	2.56	0.5	6
0.45	0.0026	22.8	44.2	0.75	1.7	0.9	7
0.45	0.0024	22.97	53	0.56	1.06	0.5	7
0.45	0.0018	23.13	65.4	0.46	0.7	-0.8	8
0.46	0.0014	23.29	82.9	0.41	0.5	-0.6	8
0.46	0.0011	23.46	114.2	0.68	0.6	-0.4	9
0.46	0.0009	23.62	134.3	0.85	0.63	-0.4	9
0.46	0.0008	23.79	163.3	1.01	0.62	-0.3	9
0.47	0.0006	23.95	198.4	1.26	0.64	0	9
0.47	0.0004	24.11	271.2	0.02	0.01	0.2	10
0.47	0.0004	24.28	324.3	0.02	0.01	0.3	10
SUM=	0.3828						

				ConeTec	Inc.	-	CPT	Interpretation	
C1	0.9290	for Df =	3.00	Interpretati	Output	-	Release	1.00.18	
C2	1.5000	for 40 yrs		Run	No:	99-0525-1349-4073			
C3	1.7500			Job	No:	99-315			
Δp	1.6950	ksf		Client:	Stone	&	Webster	Engineering	
α	5.0000			Project:	Private	Fuel	Storage	Faclity	
				Site:	CPT-7				
I_z	Δs (in.)			Depth (ft)	AvgQt (tsf)	AvgFs (tsf)	AvgRf (%)	AvgUd (ft)	SBT
				2.95	33.9	0.6	1.78	-0.4	6
0.20	0.0017			3.12	32.6	0.69	2.12	-0.2	6
0.20	0.0018			3.28	29.3	0.72	2.47	0	6
0.21	0.0021			3.44	25.1	0.72	2.88	-0.2	5
0.21	0.0024			3.61	24.2	0.64	2.66	0.7	5
0.21	0.0027			3.77	19.9	0.47	2.37	1.2	5
0.21	0.0032			3.94	18	0.37	2.07	0.8	6
0.21	0.0031			4.1	18	0.31	1.72	0.7	6
0.22	0.0033			4.27	18	0.25	1.39	-4.4	6
0.22	0.0039			4.43	14.6	0.27	1.86	-1.5	5
0.22	0.0033			4.59	17.4	0.27	1.55	-0.1	6
0.22	0.0039			4.76	15.8	0.28	1.77	-0.3	6
0.22	0.0039			4.92	14.9	0.29	1.95	-0.4	5
0.23	0.0045			5.09	14	0.26	1.86	-0.7	5
0.23	0.0055			5.25	10.7	0.27	2.54	-0.6	5
0.23	0.0053			5.41	11.2	0.28	2.51	-0.7	5
0.23	0.0046			5.58	14	0.28	2.01	-0.7	5
0.23	0.0045			5.74	13.5	0.35	2.59	-0.7	5
0.24	0.0042			5.91	15.5	0.38	2.46	-0.2	5
0.24	0.0041			6.07	15	0.41	2.74	1.6	5

$\Sigma \Delta s = 0.4674''$

SBT > 5

$\Sigma \Delta s = .4674 - .1134 = .354''$

I_z	Δs (in.)	Depth (ft)	AvgQt (tsf)	AvgFs (tsf)	AvgRf (%)	AvgUd (ft)	SBT
0.24	0.0038	6.23	16.4	0.43	2.63	7.5	5
0.24	0.0043	6.4	15.7	0.41	2.62	15.5	5
0.25	0.0041	6.56	15.5	0.42	2.72	23	5
0.25	0.0045	6.73	15.1	0.34	2.26	19.7	5
0.25	0.0045	6.89	14.4	0.34	2.36	23.6	5
0.25	0.0045	7.05	14.6	0.31	2.12	27.3	5
0.25	0.0039	7.22	17.8	0.38	2.14	28.8	5
0.26	0.0033	7.38	20	0.45	2.26	21	6
0.26	0.0039	7.55	18.4	0.48	2.62	17	5
0.26	0.0037	7.71	18	0.45	2.51	11.1	5
0.26	0.0040	7.87	16.8	0.4	2.39	9.1	5
0.26	0.0044	8.04	16.7	0.39	2.35	11.9	5
0.27	0.0034	8.2	20	0.43	2.15	16.1	6
0.27	0.0039	8.37	18.7	0.4	2.14	16.9	6
0.27	0.0039	8.53	18.1	0.37	2.05	19.3	6
0.27	0.0040	8.69	17.6	0.33	1.88	19.8	6
0.27	0.0039	8.86	19.2	0.3	1.57	26.5	6
0.28	0.0041	9.02	17.4	0.3	1.73	26.9	6
0.28	0.0047	9.19	16.2	0.26	1.61	28.9	6
0.28	0.0043	9.35	16.8	0.24	1.43	32	6
0.28	0.0044	9.51	16.7	0.25	1.5	35.3	6
0.28	0.0047	9.68	16.8	0.27	1.61	37.8	6
0.29	0.0041	9.84	17.9	0.3	1.68	42.2	6
0.29	0.0044	10.01	17.9	0.33	1.85	48.1	6
0.29	0.0045	10.17	16.9	0.32	1.9	50.4	6
0.29	0.0038	10.33	20.1	0.36	1.8	47	6
0.30	0.0036	10.5	22.5	0.4	1.78	35.5	6
0.30	0.0038	10.66	20.2	0.41	2.03	25.1	6

I_z	Δs (in.)	Depth (ft)	AvgQt (tsf)	AvgFs (tsf)	AvgRf (%)	AvgUd (ft)	SBT
0.30	0.0035	10.83	23.7	0.35	1.48	24.1	6
0.30	0.0027	10.99	28.7	0.33	1.15	9.5	7
0.30	0.0020	11.15	39.7	0.31	0.78	-1	7
0.31	0.0015	11.32	55.6	0.34	0.61	-1.1	8
0.31	0.0015	11.48	53.2	0.37	0.7	-1.1	8
0.31	0.0019	11.65	45.9	0.34	0.74	-1.1	7
0.31	0.0019	11.81	42.5	0.41	0.97	-1.3	7
0.31	0.0019	11.97	42.5	0.42	0.99	-1.2	7
0.32	0.0022	12.14	39.3	0.54	1.38	-1.2	7
0.32	0.0022	12.3	37.4	0.58	1.55	-1	7
0.32	0.0025	12.47	34.9	0.63	1.81	-1.2	6
0.32	0.0025	12.63	32.8	0.59	1.8	-1.3	6
0.32	0.0031	12.8	29.2	0.54	1.85	-1.5	6
0.33	0.0034	12.96	25	0.49	1.96	-0.9	6
0.33	0.0042	13.12	20.1	0.45	2.24	0.5	6
0.33	0.0044	13.29	20.9	0.39	1.87	6.5	6
0.33	0.0037	13.45	23.3	0.39	1.68	8	6
0.33	0.0028	13.62	33.3	0.38	1.14	8.9	7
0.34	0.0015	13.78	58.1	0.42	0.72	0.1	8
0.34	0.0010	13.94	89	0.52	0.59	-0.8	8
0.34	0.0010	14.11	97.5	0.61	0.63	-0.7	8
0.34	0.0009	14.27	96.7	0.63	0.65	-0.8	8
0.34	0.0011	14.44	84	0.56	0.67	-0.7	8
0.35	0.0014	14.6	66.1	0.47	0.71	-0.7	8
0.35	0.0016	14.76	56.7	0.42	0.74	-0.8	8
0.35	0.0019	14.93	50.8	0.43	0.85	-0.7	7
0.35	0.0020	15.09	45.2	0.63	1.4	-0.9	7
0.36	0.0025	15.26	38.8	0.75	1.94	-0.7	6

I_z	Δs (in.)	Depth (ft)	AvgQt (tsf)	AvgFs (tsf)	AvgRf (%)	AvgUd (ft)	SBT
0.36	0.0021	15.42	44.3	1.01	2.29	2.3	6
0.36	0.0022	15.58	41.4	0.88	2.13	0.7	6
0.36	0.0022	15.75	45.5	0.88	1.94	2.9	6
0.36	0.0018	15.91	52.2	0.78	1.5	-0.1	7
0.37	0.0019	16.08	53.5	0.88	1.65	-0.5	7
0.37	0.0019	16.24	51.2	0.82	1.61	-0.7	7
0.37	0.0020	16.4	49.1	0.94	1.92	-0.8	7
0.37	0.0024	16.57	42.9	0.91	2.13	-0.9	6
0.37	0.0029	16.73	33.5	0.91	2.72	-0.7	6
0.38	0.0031	16.9	33.4	0.78	2.34	0.2	6
0.38	0.0025	17.06	39.4	0.61	1.55	1	7
0.38	0.0024	17.22	41.7	0.61	1.47	0.2	7
0.38	0.0024	17.39	43.8	0.66	1.51	-0.4	7
0.38	0.0022	17.55	44.8	0.59	1.32	-0.3	7
0.39	0.0025	17.72	43.3	0.51	1.18	-0.7	7
0.39	0.0023	17.88	44.2	0.55	1.25	-0.6	7
0.39	0.0023	18.04	44.5	0.61	1.38	-0.5	7
0.39	0.0024	18.21	45.2	0.79	1.75	-0.3	7
0.39	0.0022	18.37	46.2	0.67	1.45	-0.5	7
0.40	0.0024	18.54	45.5	0.51	1.12	-0.2	7
0.40	0.0023	18.7	44.3	0.38	0.86	-0.5	7
0.40	0.0023	18.86	45.5	0.42	0.92	-0.5	7
0.40	0.0024	19.03	45.9	0.61	1.33	-0.3	7
0.41	0.0024	19.19	43.3	0.68	1.57	-0.2	7
0.41	0.0027	19.36	41.5	0.63	1.52	-0.1	7
0.41	0.0027	19.52	39	0.55	1.41	-0.7	7
0.41	0.0029	19.68	36.7	0.54	1.48	-0.6	7
0.41	0.0034	19.85	33.2	0.6	1.81	0	6

I_z	Δs (in.)	Depth (ft)	AvgQt (tsf)	AvgFs (tsf)	AvgRf (%)	AvgUd (ft)	SBT
0.42	0.0034	20.01	31.7	0.64	2.02	-0.1	6
0.42	0.0036	20.18	31.9	0.66	2.07	2	6
0.42	0.0036	20.34	30.6	0.65	2.13	5.8	6
0.42	0.0038	20.51	30.3	0.7	2.31	11.6	6
0.42	0.0035	20.67	31.1	0.64	2.07	16.2	6
0.43	0.0040	20.83	27.6	0.61	2.22	18.7	6
0.43	0.0042	21	28	0.52	1.86	21.5	6
0.43	0.0044	21.16	25.6	0.47	1.84	25.6	6
0.43	0.0042	21.33	28.4	0.56	1.98	28.7	6
0.43	0.0038	21.49	29.3	0.54	1.84	5	6
0.44	0.0031	21.65	36.1	0.64	1.78	7.5	6
0.44	0.0035	21.82	34.3	0.71	2.07	0.6	6
0.44	0.0040	21.98	28.5	0.71	2.5	7.1	6
0.44	0.0042	22.15	29	0.59	2.04	10.3	6
0.44	0.0036	22.31	31.7	0.6	1.9	9.7	6
0.45	0.0036	22.47	32.1	0.6	1.87	3.2	6
0.45	0.0039	22.64	31.4	0.63	2.01	4.9	6
0.45	0.0033	22.8	35.5	0.71	2.01	5.1	6
0.45	0.0039	22.97	32.2	0.75	2.33	2.8	6
0.45	0.0040	23.13	29.7	0.66	2.23	4	6
0.46	0.0032	23.29	36.6	0.52	1.43	5.8	7
0.46	0.0026	23.46	48.7	0.67	1.38	4.2	7
0.46	0.0028	23.62	43.3	0.94	2.18	0.8	6
0.46	0.0035	23.79	36.4	0.96	2.64	0.9	6
0.47	0.0030	23.95	40	0.88	2.21	1.8	6
0.47	0.0028	24.11	42.8	0.8	1.87	-2.3	6
0.47	0.0030	24.28	43.7	0.84	1.92	-1.3	6
0.47	0.0029	24.44	42.1	0.87	2.07	-0.1	6

I_z	Δs (in.)	Depth (ft)	AvgQt (tsf)	AvgFs (tsf)	AvgRf (%)	AvgUd (ft)	SBT
0.47	0.0031	24.61	42.3	0.87	2.06	0.6	6
0.48	0.0020	24.77	61.2	0.88	1.44	0.7	7
0.48	0.0020	24.93	60.4	1.03	1.71	-0.5	7
0.48	0.0023	25.1	57.9	0.9	1.56	-0.2	7
0.48	0.0017	25.26	71.7	0.88	1.23	-0.6	7
0.48	0.0018	25.43	73.6	0.68	0.93	-0.5	8
0.49	0.0018	25.59	69.8	0.63	0.9	-0.5	8
0.49	0.0019	25.75	67.1	0.62	0.93	-0.1	8
0.49	0.0020	25.92	66.7	0.66	0.99	-0.2	8
0.49	0.0019	26.08	66	0.73	1.11	-0.1	7
0.49	0.0022	26.25	61.8	0.95	1.54	-0.3	7
0.50	0.0021	26.41	60.6	1.02	1.69	-0.4	7
0.50	0.0021	26.57	61.8	1.06	1.72	-0.6	7
0.50	0.0024	26.74	56.7	1.03	1.82	-0.6	7
0.50	0.0025	26.9	53.1	0.99	1.87	-0.8	7
0.50	0.0025	27.07	55.1	0.85	1.55	-0.8	7
0.51	0.0023	27.23	57.5	0.73	1.27	-0.2	7
0.51	0.0020	27.39	64.6	0.63	0.98	-0.1	8
0.51	0.0019	27.56	74.7	0.58	0.78	-0.2	8
0.51	0.0017	27.72	80.3	0.77	0.96	-0.1	8
0.52	0.0015	27.89	93.8	0.9	0.96	0	8
0.52	0.0013	28.05	105.1	0.97	0.93	-0.1	8
0.52	0.0013	28.21	107.3	0.96	0.9	-0.1	8
0.52	0.0015	28.38	97.3	1.48	1.52	0	7
0.52	0.0018	28.54	74.9	1.42	1.9	0	7
0.53	0.0021	28.71	69.4	1.38	1.99	0.6	7
0.53	0.0011	28.87	129.3	1.44	1.12	-0.7	8
0.53	0.0010	29.04	140.1	1.32	0.94	0.4	9

I_z	Δs (in.)
0.53	0.0009
0.53	0.0008
SUM=	0.4674

Depth (ft)	AvgQt (tsf)	AvgFs (tsf)	AvgRf (%)	AvgUd (ft)	SBT
29.2	149.7	0.02	0.01	0.2	9
29.36	169.2	0.02	0.01	0.2	9

				ConeTec	Inc.	-	CPT	Interpretation
C1	0.9290	for Df =	3.00	Interpretati	Output	-	Release	1.00.18
C2	1.5000	for 40 yrs		Run	No:	99-0525-1349-4117		
C3	1.7500			Job	No:	99-315		
Δp	1.6950	ksf		Client:	Stone	&	Webster	Engineering
α	5.0000			Project:	Private	Fuel	Storage	Faclity
				Site:	CPT-8			

I_z	Δs (in.)	Depth (ft)	AvgQt (tsf)	AvgFs (tsf)	AvgRf (%)	AvgUd (ft)	SBT
		2.95	18.9	0.2	1.06	1.2	6
0.20	0.0034	3.12	16.2	0.09	0.56	1.6	6
0.20	0.0037	3.28	14.4	0.07	0.49	1.7	6
0.21	0.0033	3.44	16.2	0.04	0.25	-0.6	6
0.21	0.0028	3.61	20.2	0.08	0.4	-0.4	7
0.21	0.0028	3.77	19.5	0.17	0.87	-0.5	6
0.21	0.0028	3.94	20.6	0.21	1.02	-0.5	6
0.21	0.0028	4.1	19.7	0.15	0.76	-0.4	6
0.22	0.0033	4.27	18.1	0.13	0.72	-1.3	6
0.22	0.0035	4.43	16.3	0.11	0.68	-1.2	6
0.22	0.0038	4.59	15	0.11	0.73	-1.2	6
0.22	0.0042	4.76	14.6	0.08	0.55	-1.2	6
0.22	0.0038	4.92	15.5	0.09	0.58	-1	6
0.23	0.0045	5.09	13.9	0.14	1.01	-1	6
0.23	0.0046	5.25	13	0.07	0.54	-1	6
0.23	0.0052	5.41	11.4	0.09	0.79	-1	6
0.23	0.0052	5.58	12.3	0.09	0.73	-0.5	6
0.23	0.0053	5.74	11.5	0.13	1.13	-1	6
0.24	0.0056	5.91	11.6	0.12	1.03	-0.9	6
0.24	0.0052	6.07	11.9	0.1	0.84	-1	6

$\Sigma \Delta S = 0.4312''$ ✓

NO SBT ≤ 5

I_z	Δs (in.)	Depth (ft)	AvgQt (tsf)	AvgFs (tsf)	AvgRf (%)	AvgUd (ft)	SBT
0.24	0.0051	6.23	12.3	0.12	0.98	-1.5	6
0.24	0.0046	6.4	14.4	0.17	1.19	-1.5	6
0.25	0.0036	6.56	17.7	0.27	1.53	-0.3	6
0.25	0.0039	6.73	17.5	0.28	1.6	1.2	6
0.25	0.0034	6.89	18.8	0.32	1.71	3.4	6
0.25	0.0032	7.05	20.4	0.29	1.43	0	6
0.25	0.0031	7.22	22.2	0.3	1.36	2	6
0.26	0.0032	7.38	20.6	0.26	1.27	3.4	6
0.26	0.0032	7.55	21.9	0.29	1.33	4.6	6
0.26	0.0029	7.71	23	0.27	1.18	4.9	6
0.26	0.0033	7.87	20.8	0.28	1.35	6.2	6
0.26	0.0034	8.04	21.5	0.28	1.31	7	6
0.27	0.0034	8.2	20.2	0.28	1.39	7.2	6
0.27	0.0037	8.37	20.2	0.28	1.39	8.5	6
0.27	0.0034	8.53	20.4	0.29	1.43	8.6	6
0.27	0.0036	8.69	19.6	0.34	1.74	3.5	6
0.27	0.0039	8.86	19.6	0.31	1.58	1.4	6
0.28	0.0042	9.02	17.2	0.28	1.63	2.1	6
0.28	0.0042	9.19	18.3	0.2	1.09	1.1	6
0.28	0.0052	9.35	14	0.23	1.65	0.7	5
0.28	0.0045	9.51	16.2	0.14	0.86	0.3	6
0.28	0.0048	9.68	16.4	0.1	0.61	0.1	6
0.29	0.0052	9.84	14.2	0.08	0.56	0	6
0.29	0.0056	10.01	14.3	0.07	0.49	0	6
0.29	0.0047	10.17	16.1	0.13	0.81	-0.3	6
0.29	0.0038	10.33	20.1	0.29	1.45	-0.2	6
0.30	0.0036	10.5	22.7	0.35	1.54	0.8	6
0.30	0.0034	10.66	22.7	0.38	1.68	2.4	6

I_z	Δs (in.)	Depth (ft)	AvgQt (tsf)	AvgFs (tsf)	AvgRf (%)	AvgUd (ft)	SBT
0.30	0.0032	10.83	25.6	0.3	1.18	2.7	6
0.30	0.0025	10.99	31.8	0.19	0.6	2.5	7
0.30	0.0020	11.15	39.7	0.15	0.38	-0.1	7
0.31	0.0019	11.32	43.4	0.17	0.39	-0.4	8
0.31	0.0018	11.48	45.2	0.18	0.4	-0.7	8
0.31	0.0018	11.65	48.2	0.25	0.52	-1.1	8
0.31	0.0017	11.81	48.5	0.39	0.81	-1.1	7
0.31	0.0018	11.97	46.1	0.55	1.2	-1.2	7
0.32	0.0018	12.14	48.5	0.46	0.95	-1.1	7
0.32	0.0018	12.3	45	0.31	0.69	-1.2	7
0.32	0.0021	12.47	41.5	0.41	0.99	-1.2	7
0.32	0.0024	12.63	34.5	0.52	1.51	-1.1	6
0.32	0.0027	12.8	32.8	0.56	1.71	-1.1	6
0.33	0.0027	12.96	31.4	0.42	1.34	-1.1	6
0.33	0.0028	13.12	30.7	0.4	1.31	-0.5	6
0.33	0.0023	13.29	39.2	0.34	0.87	0.3	7
0.33	0.0014	13.45	60.2	0.35	0.58	0	8
0.33	0.0011	13.62	81.4	0.4	0.49	-0.4	8
0.34	0.0011	13.78	76.5	0.45	0.59	-0.7	8
0.34	0.0014	13.94	61.1	0.43	0.71	-1	8
0.34	0.0018	14.11	53.3	0.43	0.81	-1	7
0.34	0.0019	14.27	46.7	0.63	1.35	-1.1	7
0.34	0.0024	14.44	39	0.77	1.98	-1	6
0.35	0.0025	14.6	35.8	0.89	2.49	-0.4	6
0.35	0.0022	14.76	42	0.76	1.81	1.1	7
0.35	0.0023	14.93	41.8	0.68	1.63	1.1	7
0.35	0.0019	15.09	49.3	0.76	1.54	1.7	7
0.36	0.0020	15.26	50	0.63	1.26	0.7	7

I_z	Δs (in.)	Depth (ft)	AvgQt (tsf)	AvgFs (tsf)	AvgRf (%)	AvgUd (ft)	SBT
0.36	0.0018	15.42	50.3	0.69	1.38	0.5	7
0.36	0.0017	15.58	56.4	0.68	1.21	0.4	7
0.36	0.0017	15.75	58.1	0.57	0.98	0.8	7
0.36	0.0018	15.91	51.4	0.68	1.33	0.4	7
0.37	0.0024	16.08	42.7	0.62	1.45	0.2	7
0.37	0.0024	16.24	39	0.75	1.93	0.3	6
0.37	0.0025	16.4	38.6	0.73	1.89	0.4	6
0.37	0.0030	16.57	34	0.6	1.77	0.5	6
0.37	0.0032	16.73	30.5	0.55	1.81	1.5	6
0.38	0.0031	16.9	33.7	0.42	1.25	1.9	7
0.38	0.0026	17.06	37.1	0.48	1.3	2.8	7
0.38	0.0026	17.22	37.2	0.55	1.48	1.9	7
0.38	0.0028	17.39	38.2	0.5	1.31	1.7	7
0.38	0.0025	17.55	40.6	0.37	0.91	1.8	7
0.39	0.0025	17.72	42.4	0.33	0.78	1.2	7
0.39	0.0023	17.88	44	0.48	1.09	0.9	7
0.39	0.0024	18.04	41.4	0.66	1.6	1.2	7
0.39	0.0027	18.21	40	0.62	1.55	1.2	7
0.39	0.0025	18.37	40.8	0.5	1.23	1.5	7
0.40	0.0027	18.54	39.8	0.45	1.13	1.2	7
0.40	0.0026	18.7	40.4	0.41	1.02	1.2	7
0.40	0.0024	18.86	42.7	0.48	1.13	1	7
0.40	0.0026	19.03	43.1	0.39	0.91	0.9	7
0.41	0.0025	19.19	41.2	0.49	1.19	0.7	7
0.41	0.0030	19.36	37.9	0.48	1.27	0.5	7
0.41	0.0032	19.52	33.2	0.53	1.6	0.8	6
0.41	0.0035	19.68	30.8	0.5	1.63	1.9	6
0.41	0.0036	19.85	31.3	0.45	1.44	4.8	6

I_z	Δs (in.)	Depth (ft)	AvgQt (tsf)	AvgFs (tsf)	AvgRf (%)	AvgUd (ft)	SBT
0.42	0.0034	20.01	31.9	0.43	1.35	6.4	6
0.42	0.0040	20.18	29.1	0.39	1.34	8.8	6
0.42	0.0042	20.34	26.1	0.35	1.34	9.9	6
0.42	0.0042	20.51	27.4	0.3	1.1	11	6
0.42	0.0039	20.67	28.3	0.31	1.1	12	7
0.43	0.0037	20.83	29.8	0.43	1.45	12.9	6
0.43	0.0036	21	32.8	0.37	1.13	13.7	7
0.43	0.0030	21.16	36.7	0.5	1.36	14.9	7
0.43	0.0032	21.33	36.9	0.53	1.44	3.9	7
0.43	0.0039	21.49	28.6	0.44	1.54	2.7	6
0.44	0.0043	21.65	26	0.42	1.62	3.1	6
0.44	0.0039	21.82	31.3	0.4	1.28	3.2	7
0.44	0.0033	21.98	34.8	0.57	1.64	4.7	6
0.44	0.0031	22.15	39.4	0.59	1.5	5.8	7
0.44	0.0029	22.31	39.1	0.7	1.79	7.8	6
0.45	0.0033	22.47	35.4	0.64	1.81	4.5	6
0.45	0.0038	22.64	32.7	0.54	1.65	4.8	6
0.45	0.0032	22.8	36.6	0.59	1.62	5.3	6
0.45	0.0033	22.97	37.8	0.59	1.56	5.6	7
0.45	0.0032	23.13	37	0.65	1.76	6.3	6
0.46	0.0029	23.29	40.8	0.56	1.38	6.6	7
0.46	0.0027	23.46	46.3	0.6	1.3	7	7
0.46	0.0025	23.62	48.1	0.64	1.34	4.2	7
0.46	0.0025	23.79	51.3	0.81	1.58	3.4	7
0.47	0.0019	23.95	62	0.77	1.25	3.2	7
0.47	0.0018	24.11	68.4	0.91	1.33	3.2	7
0.47	0.0022	24.28	57.9	0.93	1.61	2.6	7
0.47	0.0023	24.44	52.6	1.05	2	2	7

I_z	Δs (in.)	Depth (ft)	AvgQt (tsf)	AvgFs (tsf)	AvgRf (%)	AvgUd (ft)	SBT
0.47	0.0021	24.61	62.7	0.99	1.58	2.4	7
0.48	0.0018	24.77	67.1	0.89	1.33	2.4	7
0.48	0.0018	24.93	67.8	1.14	1.69	1.8	7
0.48	0.0020	25.1	67.5	1.27	1.89	1.3	7
0.48	0.0018	25.26	67.7	1.19	1.76	1.7	7
0.48	0.0019	25.43	71.6	1.08	1.51	1.9	7
0.49	0.0018	25.59	70.8	0.85	1.2	1.1	7
0.49	0.0017	25.75	76.2	0.78	1.03	0.8	8
0.49	0.0015	25.92	91.7	0.73	0.8	0.5	8
0.49	0.0013	26.08	96.6	0.79	0.82	0.4	8
0.49	0.0014	26.25	98.6	0.89	0.9	0.3	8
0.50	0.0012	26.41	111.1	0.98	0.88	0	8
0.50	0.0010	26.57	133.5	1.21	0.91	0.2	9
0.50	0.0009	26.74	145.7	1.45	1	0.2	9
0.50	0.0009	26.9	152.7	1.64	1.08	0.1	8
0.50	0.0009	27.07	157.6	1.65	1.05	0	9
0.51	0.0008	27.23	167.6	0.02	0.01	0.2	9
0.51	0.0008	27.39	167.6	0.02	0.01	0.1	9

SUM= 0.4312

				ConeTec	Inc.	-	CPT	Interpretation
C1	0.9290	for Df =	3.00	Interpretati	Output	-	Release	1.00.18
C2	1.5000	for 40 yrs		Run	No:	99-0525-1349-4155		
C3	1.7500			Job	No:	99-315		
Δp	1.6950	ksf		Client:	Stone	&	Webster	Engineering
α	5.0000			Project:	Private	Fuel	Storage	Faclity
				Site:	CPT-9			

I_z	Δs (in.)	Depth (ft)	AvgQt (tsf)	AvgFs (tsf)	AvgRf (%)	AvgUd (ft)	SBT
		2.95	29.6	0.65	2.2	-0.5	6
0.20	0.0022	3.12	24.7	0.59	2.39	-0.3	6
0.20	0.0022	3.28	23.6	0.5	2.13	-0.1	6
0.21	0.0024	3.44	22.1	0.35	1.59	-1.9	6
0.21	0.0032	3.61	18.1	0.3	1.66	-1.1	6
0.21	0.0038	3.77	14.2	0.22	1.56	-0.9	6
0.21	0.0042	3.94	13.8	0.12	0.87	-0.8	6
0.21	0.0042	4.1	13.3	0.05	0.38	-0.3	6
0.22	0.0046	4.27	13	0.02	0.15	1.4	6
0.22	0.0040	4.43	14.1	0.03	0.21	3.4	6
0.22	0.0037	4.59	15.6	0.04	0.26	5.2	6
0.22	0.0031	4.76	19.7	0.11	0.56	4.8	6
0.22	0.0024	4.92	23.9	0.18	0.76	-0.4	7
0.23	0.0029	5.09	21.4	0.23	1.08	1.1	6
0.23	0.0027	5.25	22.1	0.2	0.91	4.8	6
0.23	0.0028	5.41	21	0.21	1	4.9	6
0.23	0.0027	5.58	23.5	0.24	1.02	5.3	6
0.23	0.0027	5.74	22.2	0.3	1.36	2.5	6
0.24	0.0028	5.91	23.3	0.3	1.29	4.3	6
0.24	0.0030	6.07	20.3	0.27	1.33	0	6

$\Sigma \Delta s = 0.4420''$

No SBT ≤ 5

I_z	Δs (in.)	Depth (ft)	AvgQt (tsf)	AvgFs (tsf)	AvgRf (%)	AvgUd (ft)	SBT
0.24	0.0035	6.23	17.9	0.22	1.23	-2	6
0.24	0.0037	6.4	18.1	0.22	1.22	-1.1	6
0.25	0.0036	6.56	17.8	0.21	1.18	0.6	6
0.25	0.0041	6.73	16.5	0.19	1.16	1.2	6
0.25	0.0038	6.89	17.2	0.18	1.05	3.1	6
0.25	0.0037	7.05	17.4	0.19	1.09	5.4	6
0.25	0.0043	7.22	16.3	0.2	1.23	7.2	6
0.26	0.0038	7.38	17.3	0.17	0.98	7.7	6
0.26	0.0041	7.55	17.2	0.18	1.05	9.8	6
0.26	0.0037	7.71	18.1	0.26	1.44	9.7	6
0.26	0.0035	7.87	19.6	0.28	1.43	10.5	6
0.26	0.0037	8.04	19.7	0.31	1.58	22.3	6
0.27	0.0033	8.2	20.8	0.32	1.54	27.9	6
0.27	0.0037	8.37	19.8	0.32	1.62	32.9	6
0.27	0.0033	8.53	20.9	0.29	1.39	36.3	6
0.27	0.0036	8.69	19.8	0.27	1.36	35.2	6
0.27	0.0040	8.86	19	0.27	1.42	35.2	6
0.28	0.0036	9.02	20.1	0.35	1.75	35.2	6
0.28	0.0032	9.19	24.2	0.4	1.65	32	6
0.28	0.0032	9.35	22.6	0.41	1.82	30.6	6
0.28	0.0031	9.51	23.3	0.43	1.85	32.3	6
0.28	0.0034	9.68	23	0.42	1.83	17.5	6
0.29	0.0032	9.84	23.3	0.49	2.11	19	6
0.29	0.0032	10.01	25	0.44	1.77	14.4	6
0.29	0.0032	10.17	23.3	0.46	1.98	16.6	6
0.29	0.0032	10.33	23.6	0.39	1.66	10.7	6
0.30	0.0040	10.5	20.5	0.35	1.71	15.2	6
0.30	0.0038	10.66	20.5	0.33	1.61	19.1	6

I_z	Δs (in.)	Depth (ft)	AvgQt (tsf)	AvgFs (tsf)	AvgRf (%)	AvgUd (ft)	SBT
0.30	0.0040	10.83	20.6	0.33	1.61	19.1	6
0.30	0.0036	10.99	21.5	0.35	1.63	21.7	6
0.30	0.0034	11.15	23.4	0.34	1.46	24.9	6
0.31	0.0037	11.32	22.9	0.36	1.58	28.2	6
0.31	0.0034	11.48	23.3	0.33	1.42	31.4	6
0.31	0.0038	11.65	22.6	0.34	1.51	34.2	6
0.31	0.0036	11.81	22.7	0.38	1.68	36.4	6
0.31	0.0035	11.97	23	0.35	1.53	39	6
0.32	0.0035	12.14	24.7	0.38	1.54	38	6
0.32	0.0038	12.3	21.4	0.27	1.27	12.3	6
0.32	0.0028	12.47	31.5	0.22	0.7	-0.2	7
0.32	0.0023	12.63	36.7	0.29	0.79	-1	7
0.32	0.0018	12.8	49.9	0.32	0.64	-0.9	8
0.33	0.0018	12.96	46.9	0.28	0.6	-0.9	7
0.33	0.0019	13.12	44	0.21	0.48	-0.6	8
0.33	0.0021	13.29	43.1	0.23	0.54	-0.8	7
0.33	0.0020	13.45	42.9	0.32	0.75	-0.9	7
0.33	0.0024	13.62	38.9	0.47	1.21	-0.9	7
0.34	0.0027	13.78	32.8	0.57	1.74	-0.9	6
0.34	0.0032	13.94	27.6	0.54	1.96	-0.3	6
0.34	0.0037	14.11	25.4	0.45	1.78	3.5	6
0.34	0.0032	14.27	27.6	0.44	1.6	5.8	6
0.34	0.0028	14.44	33.7	0.43	1.28	3.6	7
0.35	0.0018	14.6	48.9	0.37	0.76	0.4	7
0.35	0.0018	14.76	50.8	0.32	0.63	-0.8	8
0.35	0.0019	14.93	51.9	0.24	0.46	-0.7	8
0.35	0.0018	15.09	51.2	0.35	0.69	-0.7	8
0.36	0.0021	15.26	45.9	0.47	1.03	-0.6	7

I_z	Δs (in.)	Depth (ft)	AvgQt (tsf)	AvgFs (tsf)	AvgRf (%)	AvgUd (ft)	SBT
0.36	0.0022	15.42	41.8	0.67	1.61	-0.8	7
0.36	0.0022	15.58	42.2	0.58	1.38	-0.5	7
0.36	0.0019	15.75	52	0.67	1.29	3.4	7
0.36	0.0018	15.91	51.4	0.65	1.27	-0.2	7
0.37	0.0022	16.08	45.5	0.73	1.61	-0.3	7
0.37	0.0019	16.24	50.9	0.69	1.36	-0.2	7
0.37	0.0016	16.4	61.3	0.61	1	-0.5	7
0.37	0.0015	16.57	69.2	0.53	0.77	-0.6	8
0.37	0.0016	16.73	60	0.53	0.89	-0.2	8
0.38	0.0020	16.9	52	0.83	1.6	-0.2	7
0.38	0.0023	17.06	41.9	0.77	1.84	-0.1	6
0.38	0.0022	17.22	43.9	0.81	1.85	-0.1	7
0.38	0.0024	17.39	44.1	0.72	1.63	0.4	7
0.38	0.0025	17.55	39.3	0.89	2.27	-0.2	6
0.39	0.0030	17.72	35.3	0.9	2.55	0.5	6
0.39	0.0028	17.88	35.9	0.86	2.4	1.4	6
0.39	0.0032	18.04	32	0.7	2.2	3.1	6
0.39	0.0037	18.21	29.5	0.58	1.97	4.9	6
0.39	0.0030	18.37	33.8	0.52	1.54	5.7	6
0.40	0.0028	18.54	38.9	0.59	1.52	1.5	7
0.40	0.0027	18.7	38.8	0.52	1.34	0.5	7
0.40	0.0026	18.86	40.5	0.47	1.16	1.3	7
0.40	0.0027	19.03	41.1	0.53	1.29	-0.2	7
0.41	0.0025	19.19	41.8	0.65	1.56	0.3	7
0.41	0.0027	19.36	40.8	0.71	1.75	-0.3	7
0.41	0.0026	19.52	41.5	0.56	1.35	0.9	7
0.41	0.0025	19.68	41.9	0.55	1.32	-0.6	7
0.41	0.0025	19.85	45	0.47	1.05	0.1	7

I_z	Δs (in.)	Depth (ft)	AvgQt (tsf)	AvgFs (tsf)	AvgRf (%)	AvgUd (ft)	SBT
0.42	0.0021	20.01	51.1	0.45	0.88	0.3	7
0.42	0.0025	20.18	46.9	0.36	0.77	0.2	7
0.42	0.0025	20.34	43	0.43	1	0.3	7
0.42	0.0031	20.51	37.8	0.55	1.46	0.4	7
0.42	0.0033	20.67	33.7	0.65	1.93	-1.5	6
0.43	0.0036	20.83	30.6	0.55	1.8	2.3	6
0.43	0.0040	21	29.3	0.54	1.85	8.6	6
0.43	0.0038	21.16	29	0.51	1.76	14.8	6
0.43	0.0041	21.33	28.8	0.5	1.74	20.4	6
0.43	0.0040	21.49	28.4	0.46	1.63	24.2	6
0.44	0.0040	21.65	28.5	0.42	1.48	26.4	6
0.44	0.0042	21.82	28.9	0.42	1.46	29.4	6
0.44	0.0037	21.98	31.1	0.61	1.97	31.5	6
0.44	0.0036	22.15	34.2	0.65	1.9	32.3	6
0.44	0.0031	22.31	36.8	0.73	1.99	19.1	6
0.45	0.0039	22.47	29.8	0.58	1.95	4.2	6
0.45	0.0043	22.64	28.6	0.54	1.89	7.9	6
0.45	0.0038	22.8	30.7	0.48	1.57	9.3	6
0.45	0.0040	22.97	31.2	0.54	1.73	13	6
0.45	0.0034	23.13	35.1	0.55	1.57	15.3	6
0.46	0.0033	23.29	35.5	0.6	1.7	20.3	6
0.46	0.0033	23.46	38	0.6	1.58	19.6	7
0.46	0.0040	23.62	30	0.61	2.04	3.2	6
0.46	0.0042	23.79	30.6	0.61	2	4.3	6
0.47	0.0036	23.95	33.4	0.57	1.71	5.8	6
0.47	0.0038	24.11	31.5	0.6	1.91	7.4	6
0.47	0.0036	24.28	36.2	0.65	1.8	7.9	6
0.47	0.0034	24.44	36.3	0.48	1.33	10.2	7

I_z	Δs (in.)	Depth (ft)	AvgQt (tsf)	AvgFs (tsf)	AvgRf (%)	AvgUd (ft)	SBT
0.47	0.0027	24.61	49.2	0.37	0.75	10.9	7
0.48	0.0022	24.77	56.5	0.34	0.6	1	8
0.48	0.0021	24.93	60.1	0.39	0.65	0.5	8
0.48	0.0019	25.1	71.3	0.57	0.8	0	8
0.48	0.0015	25.26	83.9	0.71	0.85	0.2	8
0.48	0.0015	25.43	86.4	0.71	0.82	0.3	8
0.49	0.0017	25.59	72.8	0.68	0.94	-0.2	8
0.49	0.0018	25.75	70.5	0.61	0.87	-0.1	8
0.49	0.0021	25.92	65.7	0.64	0.98	0.2	8
0.49	0.0021	26.08	61.1	0.85	1.4	0.1	7
0.49	0.0023	26.25	58.3	1.2	2.06	0.2	7
0.50	0.0025	26.41	52.3	1.39	2.66	-0.1	6
0.50	0.0025	26.57	51.2	1.28	2.51	-0.4	6
0.50	0.0026	26.74	53.9	1.01	1.88	-1	7
0.50	0.0019	26.9	68.5	1.01	1.48	-0.5	7
0.50	0.0013	27.07	106.6	0.97	0.91	-0.2	8
0.51	0.0009	27.23	140.2	1.24	0.89	0.2	9
0.51	0.0008	27.39	171.5	1.42	0.83	0.4	9
0.51	0.0007	27.56	192.9	0.02	0.01	0.4	10
0.51	0.0007	27.72	196.8	0.02	0.01	0.5	10

SUM= 0.4420

			ConeTec	Inc.	-	CPT	Interpretation	
C1	0.9290	for Df =	3.00	Interpretati	Output	-	Release	1.00.18
C2	1.5000	for 40 yrs		Run	No:	99-0525-1349-4199		
C3	1.7500			Job	No:	99-315		
Δp	1.6950	ksf		Client:	Stone	&	Webster	Engineering
α	5.0000			Project:	Private	Fuel	Storage	Faclity
				Site:	CPT-10			

I_z	Δs (in.)		Depth (ft)	AvgQt (tsf)	AvgFs (tsf)	AvgRf (%)	AvgUd (ft)	SBT
			2.95	18.6	0.02	0.11	0.2	7
0.20	0.0021		3.12	26.7	0.05	0.19	0.3	7
0.20	0.0018		3.28	29.1	0.24	0.83	-0.1	7
0.21	0.0021		3.44	25.2	0.35	1.39	0.1	6
0.21	0.0027		3.61	21.5	0.42	1.96	0	6
0.21	0.0031		3.77	17.6	0.24	1.36	-0.9	6
0.21	0.0047		3.94	12.3	0.09	0.73	-0.6	6
0.21	0.0053		4.1	10.5	0.02	0.19	-0.6	6
0.22	0.0068	$\Sigma \Delta s = 0.0134''$	4.27	8.7	0.02	0.23	-0.1	1
0.22	0.0066		4.43	8.6	0.02	0.23	0.1	1
0.22	0.0059		4.59	9.6	0.02	0.21	0	6
0.22	0.0057		4.76	10.8	0.02	0.19	0.1	6
0.22	0.0051		4.92	11.4	0.02	0.18	-0.2	6
0.23	0.0049		5.09	12.7	0.02	0.16	-0.1	6
0.23	0.0045		5.25	13.3	0.02	0.15	-2.2	6
0.23	0.0047		5.41	12.8	0.02	0.16	-2.5	6
0.23	0.0049		5.58	13.2	0.02	0.15	-0.2	6
0.23	0.0052		5.74	11.6	0.02	0.17	-0.2	6
0.24	0.0052		5.91	12.6	0.02	0.16	-0.4	6
0.24	0.0047		6.07	13.2	0.02	0.15	-0.4	6
0.24	0.0049		6.23	12.8	0.02	0.16	-0.3	6

$\Sigma \Delta s = 0.5176''$

SBT > 5

$\Sigma \Delta s = .5176 - .0134 = .5042''$

I_z	Δs (in.)	Depth (ft)	AvgQt (tsf)	AvgFs (tsf)	AvgRf (%)	AvgUd (ft)	SBT
0.24	0.0051	6.4	13.2	0.02	0.15	-1.7	6
0.25	0.0048	6.56	13.2	0.04	0.3	-0.2	6
0.25	0.0052	6.73	13	0.06	0.46	0.2	6
0.25	0.0049	6.89	13.1	0.06	0.46	-3.8	6
0.25	0.0054	7.05	12.1	0.06	0.5	-4	6
0.25	0.0055	7.22	12.7	0.09	0.71	-1.2	6
0.26	0.0049	7.38	13.5	0.12	0.89	-0.7	6
0.26	0.0051	7.55	13.9	0.2	1.44	-0.3	6
0.26	0.0045	7.71	15.1	0.18	1.2	0.6	6
0.26	0.0046	7.87	14.6	0.2	1.38	0.7	6
0.26	0.0047	8.04	15.3	0.22	1.44	1.2	6
0.27	0.0048	8.2	14.3	0.17	1.19	1.6	6
0.27	0.0052	8.37	14.1	0.16	1.14	5.5	6
0.27	0.0045	8.53	15.7	0.18	1.15	11.9	6
0.27	0.0041	8.69	17.4	0.18	1.04	14.9	6
0.27	0.0044	8.86	17.3	0.18	1.05	17.2	6
0.28	0.0044	9.02	16.2	0.18	1.11	16.6	6
0.28	0.0041	9.19	18.6	0.22	1.19	6.6	6
0.28	0.0039	9.35	18.4	0.24	1.31	6.6	6
0.28	0.0036	9.51	20.6	0.3	1.46	12.3	6
0.28	0.0039	9.68	19.9	0.27	1.36	15.7	6
0.29	0.0036	9.84	20.5	0.26	1.27	18.6	6
0.29	0.0043	10.01	18.7	0.23	1.23	16.2	6
0.29	0.0042	10.17	18	0.18	1	17.1	6
0.29	0.0043	10.33	17.7	0.15	0.85	9.6	6
0.30	0.0055	10.5	14.8	0.15	1.02	4.8	6
0.30	0.0053	10.66	14.6	0.12	0.82	4.2	6
0.30	0.0058	10.83	14.3	0.16	1.12	1.1	6
0.30	0.0045	10.99	17.3	0.19	1.1	0.2	6

I_z	Δs (in.)	Depth (ft)	AvgQt (tsf)	AvgFs (tsf)	AvgRf (%)	AvgUd (ft)	SBT
0.30	0.0047	11.15	16.6	0.23	1.39	0.1	6
0.31	0.0051	11.32	16.4	0.27	1.65	4.9	6
0.31	0.0045	11.48	17.7	0.29	1.65	7.9	6
0.31	0.0047	11.65	18.2	0.22	1.21	9.8	6
0.31	0.0033	11.81	24.7	0.26	1.05	0.4	6
0.31	0.0035	11.97	23.5	0.24	1.02	-0.7	6
0.32	0.0033	12.14	26.6	0.22	0.83	-0.8	7
0.32	0.0025	12.3	33.2	0.07	0.21	-1.1	7
0.32	0.0025	12.47	35.3	0.06	0.17	-1	8
0.32	0.0020	12.63	41.8	0.07	0.17	-0.9	8
0.32	0.0021	12.8	43.5	0.14	0.32	-0.7	8
0.33	0.0021	12.96	40.9	0.34	0.83	-0.7	7
0.33	0.0022	13.12	38.1	0.44	1.16	-0.8	7
0.33	0.0026	13.29	35.1	0.57	1.63	-1	6
0.33	0.0027	13.45	31.8	0.52	1.64	-0.4	6
0.33	0.0031	13.62	29.6	0.43	1.46	-1.1	6
0.34	0.0031	13.78	28.2	0.37	1.32	-1.7	6
0.34	0.0035	13.94	25	0.34	1.36	-0.9	6
0.34	0.0042	14.11	22.2	0.31	1.4	2.2	6
0.34	0.0037	14.27	23.9	0.24	1.01	5.4	6
0.34	0.0026	14.44	36.4	0.24	0.66	7.3	7
0.35	0.0015	14.6	60	0.22	0.37	-0.7	8
0.35	0.0013	14.76	67.3	0.23	0.34	-0.8	8
0.35	0.0014	14.93	66.7	0.18	0.27	-0.8	8
0.35	0.0015	15.09	62.7	0.2	0.32	-0.9	8
0.36	0.0015	15.26	63.2	0.22	0.35	-0.6	8
0.36	0.0015	15.42	60	0.23	0.38	-0.5	8
0.36	0.0016	15.58	58	0.27	0.47	-0.7	8
0.36	0.0018	15.75	56.7	0.25	0.44	-0.6	8

I_z	Δs (in.)	Depth (ft)	AvgQt (tsf)	AvgFs (tsf)	AvgRf (%)	AvgUd (ft)	SBT
0.36	0.0014	15.91	66.4	0.28	0.42	-0.5	8
0.37	0.0016	16.08	64.7	0.26	0.4	-0.4	8
0.37	0.0016	16.24	60.7	0.21	0.35	-0.4	8
0.37	0.0016	16.4	60.2	0.26	0.43	-0.4	8
0.37	0.0018	16.57	55.8	0.39	0.7	-0.4	8
0.37	0.0019	16.73	49.7	0.46	0.93	-0.4	7
0.38	0.0023	16.9	44.3	0.67	1.51	-0.4	7
0.38	0.0026	17.06	37.6	0.62	1.65	-0.2	6
0.38	0.0032	17.22	31	0.7	2.26	1.2	6
0.38	0.0031	17.39	34.2	0.58	1.7	2.5	6
0.38	0.0025	17.55	40.2	0.55	1.37	0.3	7
0.39	0.0028	17.72	38.6	0.6	1.56	0	7
0.39	0.0030	17.88	33.4	0.65	1.95	0.7	6
0.39	0.0031	18.04	32.3	0.62	1.93	3.3	6
0.39	0.0035	18.21	30.7	0.51	1.66	2.2	6
0.39	0.0038	18.37	27	0.42	1.56	4.9	6
0.40	0.0040	18.54	27.2	0.38	1.4	6.7	6
0.40	0.0037	18.7	27.6	0.37	1.34	8.5	6
0.40	0.0034	18.86	30.3	0.42	1.39	10.7	6
0.40	0.0035	19.03	31.3	0.39	1.25	10.7	7
0.41	0.0030	19.19	35.1	0.42	1.2	4.4	7
0.41	0.0031	19.36	36	0.43	1.2	2.5	7
0.41	0.0029	19.52	36	0.51	1.42	1	7
0.41	0.0029	19.68	37.2	0.49	1.32	-0.2	7
0.41	0.0031	19.85	37.2	0.44	1.18	0.4	7
0.42	0.0029	20.01	37.4	0.45	1.21	-0.4	7
0.42	0.0028	20.18	40.6	0.33	0.81	0	7
0.42	0.0026	20.34	42.5	0.26	0.61	-0.9	7
0.42	0.0029	20.51	39.7	0.22	0.56	-0.5	7

I_z	Δs (in.)	Depth (ft)	AvgQt (tsf)	AvgFs (tsf)	AvgRf (%)	AvgUd (ft)	SBT
0.42	0.0031	20.67	35.3	0.37	1.05	-0.1	7
0.43	0.0036	20.83	30.4	0.49	1.62	0.1	6
0.43	0.0040	21	29.3	0.54	1.85	3.5	6
0.43	0.0037	21.16	30.5	0.45	1.48	8.9	6
0.43	0.0043	21.33	27.9	0.43	1.54	14.4	6
0.43	0.0042	21.49	27	0.39	1.45	18.8	6
0.44	0.0044	21.65	25.7	0.38	1.48	23	6
0.44	0.0046	21.82	26.4	0.35	1.33	26.4	6
0.44	0.0043	21.98	26.3	0.37	1.41	30.7	6
0.44	0.0045	22.15	27.1	0.33	1.22	33.7	6
0.44	0.0042	22.31	27.2	0.49	1.81	30.9	6
0.45	0.0040	22.47	28.7	0.46	1.61	10.1	6
0.45	0.0050	22.64	24.6	0.39	1.59	10	6
0.45	0.0045	22.8	26.2	0.38	1.45	12	6
0.45	0.0045	22.97	28	0.41	1.47	13.3	6
0.45	0.0040	23.13	29.3	0.41	1.4	15.9	6
0.46	0.0036	23.29	33	0.52	1.58	18.3	6
0.46	0.0039	23.46	32.4	0.56	1.73	7.2	6
0.46	0.0040	23.62	29.7	0.53	1.79	7.8	6
0.46	0.0045	23.79	28.5	0.42	1.48	9.7	6
0.47	0.0038	23.95	31.7	0.5	1.58	12.2	6
0.47	0.0036	24.11	34	0.51	1.5	8.1	6
0.47	0.0040	24.28	32.2	0.5	1.56	8.8	6
0.47	0.0035	24.44	35.2	0.51	1.45	8.9	7
0.47	0.0036	24.61	36.3	0.47	1.3	3.8	7
0.48	0.0031	24.77	39.6	0.6	1.52	3.6	7
0.48	0.0030	24.93	41.4	0.62	1.5	2	7
0.48	0.0025	25.1	53.9	0.56	1.04	2.4	7
0.48	0.0020	25.26	63.8	0.35	0.55	0.6	8

I_z	Δs (in.)	Depth (ft)	AvgQt (tsf)	AvgFs (tsf)	AvgRf (%)	AvgUd (ft)	SBT
0.48	0.0021	25.43	62.7	0.44	0.7	0	8
0.49	0.0021	25.59	58.7	0.6	1.02	0	7
0.49	0.0022	25.75	58.3	0.9	1.55	-0.4	7
0.49	0.0025	25.92	54.2	0.98	1.81	0.1	7
0.49	0.0027	26.08	47.3	1.07	2.27	-0.5	6
0.49	0.0031	26.25	43.3	0.97	2.24	-0.3	6
0.50	0.0020	26.41	63.5	0.96	1.52	-0.3	7
0.50	0.0011	26.57	113.6	0.02	0.02	-0.8	9
0.50	0.0011	26.74	126.1	0.02	0.02	-0.4	9
SUM=	0.5176						

				ConeTec	Inc.	-	CPT	Interpretation	
C1	0.9290	for Df =	3.00	Interpretat	Output	-	Release	1.00.18	
C2	1.5000	for 40 yrs		Run	No:	99-0525-1349-4237			
C3	1.7500			Job	No:	99-315			
Δp	1.6950	ksf		Client:	Stone	&	Webster	Engineering	
α	5.0000			Project:	Private	Fuel	Storage	Faclity	
				Site:	CPT-11				
I_z	Δs			Depth	AvgQt	AvgFs	AvgRf	AvgUd	SBT
	(in.)			(ft)	(tsf)	(tsf)	(%)	(ft)	
				2.95	22.7	0.48	2.12	0.7	6
0.20	0.0030			3.12	18.8	0.34	1.82	-3.7	6
0.20	0.0033			3.28	15.9	0.28	1.76	-4.5	6
0.21	0.0032			3.44	16.5	0.28	1.7	-0.4	6
0.21	0.0033			3.61	17.1	0.34	1.99	-1	6
0.21	0.0032			3.77	16.9	0.27	1.6	-0.2	6
0.21	0.0039			3.94	14.9	0.22	1.48	-4.4	6
0.21	0.0035			4.1	15.8	0.2	1.27	-1.6	6
0.22	0.0039			4.27	15.1	0.24	1.59	-0.6	6
0.22	0.0036			4.43	15.6	0.26	1.67	-1.2	6
0.22	0.0038			4.59	15.2	0.28	1.84	-3.7	5
0.22	0.0041	$\Sigma_{\Delta s}$ = .0167		4.76	14.8	0.27	1.83	-3.2	5
0.22	0.0042			4.92	13.8	0.26	1.88	-5	5
0.23	0.0046			5.09	13.7	0.24	1.75	-3	5
0.23	0.0036			5.25	16.3	0.24	1.48	-2.1	6
0.23	0.0036			5.41	16.7	0.25	1.5	1.2	6
0.23	0.0037			5.58	17.1	0.33	1.93	1.1	6
0.23	0.0033			5.74	18.6	0.36	1.94	4	6
0.24	0.0035			5.91	18.8	0.4	2.14	11.2	6
0.24	0.0033			6.07	18.7	0.37	1.98	17.3	6

$\Sigma_{\Delta s}$ = 0.4259" ✓

SBT > 5

$\Sigma_{\Delta s}$ =

0.4259 - .0167 = 0.4092" ✓

I_z	Δs (in.)	Depth (ft)	AvgQt (tsf)	AvgFs (tsf)	AvgRf (%)	AvgUd (ft)	SBT
0.24	0.0035	6.23	17.9	0.36	2.01	20.1	6
0.24	0.0036	6.4	18.4	0.3	1.64	23	6
0.25	0.0037	6.56	17	0.28	1.65	28.1	6
0.25	0.0040	6.73	17.1	0.27	1.59	28.4	6
0.25	0.0035	6.89	18.7	0.3	1.61	32.4	6
0.25	0.0035	7.05	18.4	0.3	1.63	27.8	6
0.25	0.0041	7.22	17.2	0.33	1.92	22.9	6
0.26	0.0040	7.38	16.7	0.35	2.1	12.4	5
0.26	0.0039	7.55	18	0.38	2.11	19.2	6
0.26	0.0033	7.71	20.1	0.39	1.94	18.8	6
0.26	0.0032	7.87	21	0.43	2.05	10	6
0.26	0.0035	8.04	20.6	0.41	1.99	13.4	6
0.27	0.0036	8.2	19.1	0.37	1.94	14.3	6
0.27	0.0040	8.37	18.5	0.37	2.01	13.8	6
0.27	0.0037	8.53	19.1	0.37	1.94	15	6
0.27	0.0036	8.69	19.6	0.37	1.89	17	6
0.27	0.0041	8.86	18.4	0.37	2.02	17.8	6
0.28	0.0037	9.02	19.4	0.43	2.22	21.3	6
0.28	0.0038	9.19	20.4	0.45	2.21	25	6
0.28	0.0036	9.35	20.1	0.5	2.49	29.4	5
0.28	0.0036	9.51	20.2	0.45	2.23	28.5	6
0.28	0.0041	9.68	18.9	0.43	2.28	21.3	5
0.29	0.0037	9.84	20.2	0.32	1.59	9.1	6
0.29	0.0028	10.01	28.3	0.35	1.24	3	6
0.29	0.0023	10.17	33.3	0.33	0.99	0.2	7
0.29	0.0020	10.33	38.6	0.29	0.75	-0.2	7
0.30	0.0019	10.5	43.1	0.25	0.58	-0.9	7
0.30	0.0018	10.66	42.7	0.25	0.59	-0.8	7

I_z	Δs (in.)	Depth (ft)	AvgQt (tsf)	AvgFs (tsf)	AvgRf (%)	AvgUd (ft)	SBT
0.30	0.0019	10.83	42.7	0.44	1.03	-0.8	7
0.30	0.0020	10.99	39.5	0.58	1.47	-0.7	7
0.30	0.0022	11.15	36.5	0.64	1.76	-0.8	6
0.31	0.0023	11.32	36	0.55	1.53	-0.7	7
0.31	0.0022	11.48	36	0.4	1.11	-1	7
0.31	0.0028	11.65	30	0.5	1.67	-1.2	6
0.31	0.0031	11.81	26.3	0.5	1.9	-0.6	6
0.31	0.0034	11.97	23.8	0.54	2.28	3.6	6
0.32	0.0035	12.14	24.6	0.51	2.08	7.8	6
0.32	0.0027	12.3	30.3	0.42	1.39	13.1	6
0.32	0.0022	12.47	39.6	0.43	1.09	6.5	7
0.32	0.0021	12.63	39.7	0.53	1.34	0.3	7
0.32	0.0030	12.8	30.2	0.47	1.56	-0.1	6
0.33	0.0032	12.96	26.3	0.4	1.53	2.3	6
0.33	0.0025	13.12	34.4	0.43	1.25	7.4	7
0.33	0.0019	13.29	47.5	0.46	0.97	4.1	7
0.33	0.0015	13.45	55.7	0.44	0.79	-0.6	8
0.33	0.0016	13.62	56.9	0.4	0.7	-0.8	8
0.34	0.0015	13.78	56.8	0.38	0.67	-0.7	8
0.34	0.0015	13.94	59.6	0.44	0.74	-0.9	8
0.34	0.0016	14.11	59.2	0.44	0.75	-0.6	8
0.34	0.0015	14.27	59.9	0.52	0.87	-1	8
0.34	0.0017	14.44	56	0.66	1.18	-1	7
0.35	0.0018	14.6	51	0.76	1.49	-0.6	7
0.35	0.0019	14.76	48.2	0.86	1.79	-0.2	7
0.35	0.0020	14.93	48.3	0.71	1.47	0.1	7
0.35	0.0015	15.09	59.7	0.7	1.18	-1.4	7
0.36	0.0012	15.26	79	0.6	0.76	-1.3	8

I_z	Δs (in.)	Depth (ft)	AvgQt (tsf)	AvgFs (tsf)	AvgRf (%)	AvgUd (ft)	SBT
0.36	0.0012	15.42	76.2	0.57	0.75	-0.8	8
0.36	0.0013	15.58	69.1	0.51	0.74	-0.7	8
0.36	0.0015	15.75	65.8	0.72	1.1	-0.7	7
0.36	0.0017	15.91	55.3	0.75	1.36	-0.5	7
0.37	0.0020	16.08	50.2	0.71	1.42	-0.1	7
0.37	0.0021	16.24	45.4	0.81	1.79	-0.6	7
0.37	0.0025	16.4	37.8	0.77	2.04	-0.5	6
0.37	0.0030	16.57	34.7	0.78	2.25	1.8	6
0.37	0.0031	16.73	31.6	0.67	2.13	4.9	6
0.38	0.0033	16.9	31.6	0.62	1.97	8.2	6
0.38	0.0034	17.06	28.8	0.53	1.85	6.9	6
0.38	0.0038	17.22	26.1	0.47	1.8	8.9	6
0.38	0.0038	17.39	27.5	0.46	1.68	10	6
0.38	0.0032	17.55	31.2	0.52	1.67	10.5	6
0.39	0.0033	17.72	32.1	0.54	1.69	11.1	6
0.39	0.0030	17.88	33.8	0.61	1.81	12.6	6
0.39	0.0031	18.04	33	0.59	1.79	7.1	6
0.39	0.0032	18.21	33.4	0.55	1.65	10.4	6
0.39	0.0027	18.37	38.4	0.6	1.57	7	7
0.40	0.0027	18.54	40.1	0.46	1.15	3	7
0.40	0.0025	18.7	41.9	0.44	1.05	0.7	7
0.40	0.0027	18.86	38.4	0.49	1.28	0.3	7
0.40	0.0035	19.03	31.9	0.51	1.6	0.8	6
0.41	0.0038	19.19	27.4	0.56	2.05	3.1	6
0.41	0.0044	19.36	25.7	0.5	1.95	8.2	6
0.41	0.0042	19.52	25.5	0.49	1.93	13.8	6
0.41	0.0044	19.68	24.3	0.47	1.94	19.5	6
0.41	0.0047	19.85	24.2	0.42	1.74	23.1	6

I_z	Δs (in.)	Depth (ft)	AvgQt (tsf)	AvgFs (tsf)	AvgRf (%)	AvgUd (ft)	SBT
0.42	0.0046	20.01	23.3	0.4	1.72	26.7	6
0.42	0.0052	20.18	22.3	0.35	1.57	28.9	6
0.42	0.0047	20.34	23.1	0.38	1.65	32.6	6
0.42	0.0042	20.51	27.4	0.39	1.43	33.9	6
0.42	0.0042	20.67	26.4	0.42	1.59	33.3	6
0.43	0.0050	20.83	22	0.38	1.74	35.8	6
0.43	0.0056	21	21.1	0.34	1.62	38.3	6
0.43	0.0045	21.16	24.7	0.33	1.34	40	6
0.43	0.0048	21.33	24.7	0.59	2.4	44.7	6
0.43	0.0042	21.49	26.5	0.61	2.31	48	6
0.44	0.0041	21.65	27.5	0.59	2.15	44.9	6
0.44	0.0045	21.82	26.7	0.48	1.8	44.7	6
0.44	0.0044	21.98	26.2	0.39	1.49	48.2	6
0.44	0.0050	22.15	24.5	0.4	1.64	50.3	6
0.44	0.0046	22.31	24.9	0.37	1.49	53.3	6
0.45	0.0038	22.47	30.3	0.47	1.55	54.5	6
0.45	0.0046	22.64	26.9	0.49	1.82	32	6
0.45	0.0035	22.8	33	0.57	1.73	34.1	6
0.45	0.0040	22.97	31.2	0.52	1.67	13.2	6
0.45	0.0037	23.13	32.3	0.5	1.55	16.9	6
0.46	0.0030	23.29	39.3	0.51	1.3	10.5	7
0.46	0.0025	23.46	50.5	0.56	1.11	2.4	7
0.46	0.0021	23.62	56.4	0.66	1.17	0.6	7
0.46	0.0023	23.79	55.5	0.95	1.72	-0.2	7
0.47	0.0026	23.95	46.5	1.02	2.2	0.9	6
0.47	0.0029	24.11	42.2	1.07	2.54	2.9	6
0.47	0.0030	24.28	42.6	0.92	2.17	3.4	6
0.47	0.0028	24.44	43.1	0.82	1.91	4.3	6

I_z	Δs (in.)	Depth (ft)	AvgQt (tsf)	AvgFs (tsf)	AvgRf (%)	AvgUd (ft)	SBT
0.47	0.0023	24.61	55.9	0.6	1.08	3.6	7
0.48	0.0016	24.77	77.2	0.74	0.96	1.3	8
0.48	0.0010	24.93	124.8	0.91	0.73	-0.6	9
0.48	0.0007	25.1	193.2	0.02	0.01	-0.6	10
0.48	0.0006	25.26	208.1	0.02	0.01	0	10

SUM= 0.4259

				ConeTec	Inc.	-	CPT	Interpretation	
C1	0.9290	for Df =	3.00	Interpretat	Output	-	Release	1.00.18	
C2	1.5000	for 40 yrs		Run	No:	99-0525-1349-4276			
C3	1.7500			Job	No:	99-315			
Δp	1.6950	ksf		Client:	Stone	&	Webster	Engineering	
α	5.0000			Project:	Private	Fuel	Storage	Faclity	
				Site:	CPT-12				
I_z	Δs			Depth	AvgQt	AvgFs	AvgRf	AvgUd	SBT
	(in.)			(ft)	(tsf)	(tsf)	(%)	(ft)	
				2.95	14	0.24	1.72	-1.2	5
0.20	0.0041			3.12	13.7	0.2	1.47	-4.4	6
0.20	0.0027			3.28	19.3	0.22	1.14	-2.4	6
0.21	0.0025			3.44	21.3	0.3	1.41	-1.1	6
0.21	0.0028			3.61	20.6	0.37	1.8	-0.8	6
0.21	0.0028			3.77	19.7	0.38	1.93	-2	6
0.21	0.0032			3.94	18.3	0.31	1.7	-3.1	6
0.21	0.0036			4.1	15.5	0.26	1.68	-1.5	6
0.22	0.0041			4.27	14.5	0.19	1.31	-1.8	6
0.22	0.0036			4.43	15.6	0.18	1.16	-6	6
0.22	0.0035			4.59	16.3	0.21	1.29	-8	6
0.22	0.0035			4.76	17.7	0.28	1.58	-9.8	6
0.22	0.0030			4.92	19.5	0.34	1.75	-10	6
0.23	0.0030			5.09	21.1	0.36	1.71	-6.6	6
0.23	0.0032			5.25	18.3	0.34	1.87	-3.9	6
0.23	0.0039			5.41	15.3	0.3	1.97	-4.2	5
0.23	0.0055	$\Sigma_{\Delta S} = 0.1240$		5.58	11.7	0.28	2.39	-5.3	5
0.23	0.0053			5.74	11.4	0.23	2.03	-8	5
0.24	0.0062			5.91	10.5	0.22	2.09	-5.7	5
0.24	0.0054			6.07	11.4	0.21	1.84	-5.3	5

$\Sigma_{\Delta S} = 0.4741''$ ✓

SBT > 5

$\Sigma_{\Delta S} = .4741 - .1240 = .3501$

I_z	Δs (in.)	Depth (ft)	AvgQt (tsf)	AvgFs (tsf)	AvgRf (%)	AvgUd (ft)	SBT
0.24	0.0052	6.23	12.1	0.23	1.91	-1.5	5
0.24	0.0053	6.4	12.6	0.23	1.83	-1.6	5
0.25	0.0044	6.56	14.3	0.31	2.18	-0.9	5
0.25	0.0042	6.73	16.4	0.31	1.89	4.2	6
0.25	0.0039	6.89	16.6	0.3	1.81	3.6	6
0.25	0.0041	7.05	15.7	0.28	1.78	2.1	6
0.25	0.0048	7.22	14.6	0.26	1.78	6	5
0.26	0.0047	7.38	14	0.22	1.57	7.8	6
0.26	0.0046	7.55	15.5	0.22	1.43	13.1	6
0.26	0.0046	7.71	14.6	0.25	1.71	9.9	5
0.26	0.0048	7.87	14.1	0.29	2.06	10.2	5
0.26	0.0050	8.04	14.5	0.3	2.07	-0.5	5
0.27	0.0041	8.2	16.7	0.37	2.22	4.6	5
0.27	0.0046	8.37	16.1	0.37	2.3	4.4	5
0.27	0.0047	8.53	14.9	0.35	2.36	-0.1	5
0.27	0.0054	8.69	13.1	0.29	2.22	-0.8	5
0.27	0.0060	8.86	12.5	0.24	1.92	-0.5	5
0.28	0.0062	9.02	11.6	0.21	1.81	-0.5	5
0.28	0.0061	9.19	12.6	0.17	1.35	-0.7	6
0.28	0.0050	9.35	14.6	0.27	1.86	-0.3	5
0.28	0.0037	9.51	19.9	0.35	1.77	-0.1	6
0.28	0.0037	9.68	20.9	0.43	2.07	5.1	6
0.29	0.0038	9.84	19.3	0.43	2.23	8.2	6
0.29	0.0040	10.01	19.7	0.39	1.98	10.3	6
0.29	0.0037	10.17	20.5	0.38	1.86	11.9	6
0.29	0.0041	10.33	18.6	0.38	2.05	11.6	6
0.30	0.0038	10.5	21.5	0.41	1.91	20.7	6
0.30	0.0032	10.66	23.8	0.33	1.39	14.7	6

I_z	Δs (in.)	Depth (ft)	AvgQt (tsf)	AvgFs (tsf)	AvgRf (%)	AvgUd (ft)	SBT
0.30	0.0026	10.83	31.3	0.27	0.87	3.1	7
0.30	0.0024	10.99	31.9	0.28	0.88	-0.8	7
0.30	0.0023	11.15	34.4	0.31	0.9	-0.9	7
0.31	0.0024	11.32	34.6	0.45	1.3	-1	7
0.31	0.0022	11.48	35.5	0.48	1.36	-1.2	7
0.31	0.0026	11.65	32.6	0.48	1.48	-1.7	6
0.31	0.0030	11.81	27	0.47	1.75	-1.1	6
0.31	0.0034	11.97	23.8	0.48	2.02	-0.9	6
0.32	0.0040	12.14	21.5	0.48	2.24	0.3	6
0.32	0.0033	12.3	24.6	0.47	1.91	4.2	6
0.32	0.0029	12.47	30.8	0.44	1.43	3.7	6
0.32	0.0021	12.63	38.9	0.33	0.85	-1.2	7
0.32	0.0020	12.8	44.7	0.24	0.54	-0.7	7
0.33	0.0020	12.96	42.2	0.19	0.45	-0.8	7
0.33	0.0019	13.12	45.2	0.22	0.49	-0.8	8
0.33	0.0020	13.29	44.8	0.3	0.67	-0.6	7
0.33	0.0019	13.45	45.7	0.42	0.92	-0.7	7
0.33	0.0023	13.62	40.4	0.53	1.31	-0.8	7
0.34	0.0025	13.78	35.5	0.65	1.83	-0.6	6
0.34	0.0030	13.94	29.7	0.66	2.23	-0.2	6
0.34	0.0031	14.11	29.8	0.73	2.45	1.2	6
0.34	0.0029	14.27	30.2	0.69	2.29	3.1	6
0.34	0.0034	14.44	28.3	0.67	2.37	6.5	6
0.35	0.0027	14.6	32.8	0.6	1.84	9.8	6
0.35	0.0021	14.76	43.2	0.58	1.35	4.1	7
0.35	0.0020	14.93	47.7	0.65	1.37	-0.8	7
0.35	0.0017	15.09	52.3	0.72	1.38	-0.7	7
0.36	0.0021	15.26	46.3	0.76	1.65	-0.8	7

I_z	Δs (in.)	Depth (ft)	AvgQt (tsf)	AvgFs (tsf)	AvgRf (%)	AvgUd (ft)	SBT
0.36	0.0029	15.42	31.7	0.67	2.12	-0.2	6
0.36	0.0022	15.58	42	0.5	1.19	-4.5	7
0.36	0.0020	15.75	49.8	0.5	1.01	-0.8	7
0.36	0.0019	15.91	49.1	0.62	1.27	-0.5	7
0.37	0.0020	16.08	50.9	0.74	1.46	-0.6	7
0.37	0.0018	16.24	52.8	0.65	1.23	-0.1	7
0.37	0.0014	16.4	69.6	0.52	0.75	-0.8	8
0.37	0.0014	16.57	75.4	0.4	0.53	-0.6	8
0.37	0.0012	16.73	80.1	0.38	0.48	-0.2	8
0.38	0.0014	16.9	76.5	0.4	0.52	-0.4	8
0.38	0.0013	17.06	72.8	0.37	0.51	-0.2	8
0.38	0.0016	17.22	62.7	0.44	0.7	-0.2	8
0.38	0.0020	17.39	53.9	0.61	1.13	-0.2	7
0.38	0.0026	17.55	39	0.72	1.85	-0.1	6
0.39	0.0032	17.72	33.5	0.76	2.27	0.6	6
0.39	0.0032	17.88	31.5	0.67	2.13	3.1	6
0.39	0.0037	18.04	27.5	0.56	2.04	5.8	6
0.39	0.0037	18.21	28.9	0.54	1.87	8.1	6
0.39	0.0032	18.37	32	0.48	1.5	10.3	6
0.40	0.0031	18.54	34.8	0.54	1.56	8	6
0.40	0.0028	18.7	36.9	0.6	1.63	1.8	6
0.40	0.0028	18.86	37.5	0.6	1.6	2.2	7
0.40	0.0029	19.03	38.7	0.34	0.88	3.3	7
0.41	0.0023	19.19	46.1	0.23	0.5	0.8	8
0.41	0.0025	19.36	45.6	0.21	0.46	2.2	8
0.41	0.0028	19.52	38.1	0.34	0.89	2.3	7
0.41	0.0035	19.68	30.1	0.49	1.63	2.2	6
0.41	0.0048	19.85	23.7	0.54	2.28	2.9	6

I_z	Δs (in.)	Depth (ft)	AvgQt (tsf)	AvgFs (tsf)	AvgRf (%)	AvgUd (ft)	SBT
0.42	0.0047	20.01	23.1	0.53	2.3	8	6
0.42	0.0046	20.18	25.1	0.51	2.04	18.1	6
0.42	0.0044	20.34	24.5	0.49	2.01	22.8	6
0.42	0.0050	20.51	23.4	0.44	1.89	26.6	6
0.42	0.0049	20.67	22.5	0.39	1.74	30.1	6
0.43	0.0050	20.83	22.1	0.35	1.58	33.2	6
0.43	0.0048	21	24.3	0.37	1.52	36.2	6
0.43	0.0043	21.16	25.7	0.45	1.75	37	6
0.43	0.0049	21.33	24.1	0.42	1.74	36	6
0.43	0.0056	21.49	20.1	0.38	1.89	37.6	6
0.44	0.0050	21.65	22.4	0.35	1.56	39.1	6
0.44	0.0055	21.82	21.9	0.34	1.56	38.2	6
0.44	0.0049	21.98	23.5	0.37	1.58	41.6	6
0.44	0.0048	22.15	25.6	0.35	1.37	44.3	6
0.44	0.0051	22.31	22.5	0.42	1.87	46.4	6
0.45	0.0051	22.47	22.9	0.46	2.02	48.1	6
0.45	0.0044	22.64	28.4	0.49	1.73	23.3	6
0.45	0.0047	22.8	24.7	0.51	2.07	27.4	6
0.45	0.0048	22.97	26	0.47	1.81	30.9	6
0.45	0.0044	23.13	26.9	0.44	1.64	32.6	6
0.46	0.0038	23.29	30.8	0.37	1.2	34.1	7
0.46	0.0028	23.46	44.4	0.44	0.99	8.2	7
0.46	0.0024	23.62	50	0.64	1.28	0.7	7
0.46	0.0028	23.79	45.2	0.84	1.86	0.6	7
0.47	0.0032	23.95	38.1	0.91	2.39	1.5	6
0.47	0.0031	24.11	38.5	0.95	2.47	3	6
0.47	0.0031	24.28	41.7	0.93	2.23	2.9	6
0.47	0.0033	24.44	37.6	0.87	2.32	2	6

I_z	Δs (in.)	Depth (ft)	AvgQt (tsf)	AvgFs (tsf)	AvgRf (%)	AvgUd (ft)	SBT
0.47	0.0034	24.61	37.9	0.74	1.96	3.9	6
0.48	0.0024	24.77	50.9	0.58	1.14	3.3	7
0.48	0.0020	24.93	60.5	0.63	1.04	2.2	7
0.48	0.0017	25.1	77.4	0.61	0.79	1.4	8
0.48	0.0010	25.26	122.3	0.71	0.58	0.6	9
0.48	0.0007	25.43	185.6	0.02	0.01	0.6	9
0.49	0.0006	25.59	196.7	0.02	0.01	0.1	10
SUM=	0.4741						

				ConeTec	Inc.	-	CPT	Interpretation	
C1	0.9290	for Df =	3.00	Interpretat	Output	-	Release	1.00.18	
C2	1.5000	for 40 yrs		Run	No:	99-0525-1349-4314			
C3	1.7500			Job	No:	99-315			
Δp	1.6950	ksf		Client:	Stone	&	Webster	Engineering	
α	5.0000			Project:	Private	Fuel	Storage	Faclity	
				Site:	CPT-13				
I_z	Δs			Depth	AvgQt	AvgFs	AvgRf	AvgUd	SBT
	(in.)			(ft)	(tsf)	(tsf)	(%)	(ft)	
				2.95	18.1	0.33	1.83	-1.2	6
0.20	0.0028			3.12	20.1	0.34	1.69	-1.2	6
0.20	0.0024			3.28	21.6	0.35	1.63	-1.1	6
0.21	0.0022			3.44	24.7	0.46	1.87	-0.5	6
0.21	0.0025			3.61	22.9	0.49	2.14	-1.3	6
0.21	0.0026			3.77	20.7	0.46	2.23	-1.1	6
0.21	0.0031			3.94	18.6	0.33	1.77	-1.7	6
0.21	0.0034			4.1	16.5	0.32	1.95	-3.4	5
0.22	0.0035			4.27	16.8	0.27	1.61	-5	6
0.22	0.0045	$\Sigma_{\Delta S} = .0550$		4.43	12.5	0.23	1.84	-2.9	5
0.22	0.0041			4.59	14	0.21	1.5	-0.9	6
0.22	0.0038			4.76	16	0.26	1.63	-1.1	6
0.22	0.0038			4.92	15.5	0.28	1.82	-0.8	5
0.23	0.0043			5.09	14.5	0.26	1.8	-1.9	5
0.23	0.0037			5.25	15.9	0.25	1.58	-1.2	6
0.23	0.0034			5.41	17.7	0.3	1.7	-0.6	6
0.23	0.0034			5.58	19	0.51	2.69	-1.3	5
0.23	0.0033			5.74	18.4	0.49	2.67	0	5
0.24	0.0036			5.91	18.3	0.46	2.52	-2.5	5
0.24	0.0035			6.07	17.6	0.43	2.46	-2.6	5

$\Sigma_{\Delta S} = 0.3806$

SBT > 5

$\Sigma_{\Delta S} = 0.3806 - .0550 = 0.3256$

I_z	Δs (in.)	Depth (ft)	AvgQt (tsf)	AvgFs (tsf)	AvgRf (%)	AvgUd (ft)	SBT
0.24	0.0034	6.23	18.5	0.43	2.34	-1.8	5
0.24	0.0033	6.4	20.1	0.5	2.5	2.5	5
0.25	0.0030	6.56	21.4	0.48	2.25	5.7	6
0.25	0.0030	6.73	22.4	0.46	2.06	5.9	6
0.25	0.0032	6.89	20	0.4	2.01	11.5	6
0.25	0.0033	7.05	19.9	0.37	1.87	12.9	6
0.25	0.0035	7.22	20.1	0.34	1.69	13.3	6
0.26	0.0029	7.38	23.2	0.41	1.77	14.5	6
0.26	0.0028	7.55	25.5	0.46	1.81	7.3	6
0.26	0.0029	7.71	23.3	0.45	1.94	4.5	6
0.26	0.0027	7.87	25	0.48	1.92	6.3	6
0.26	0.0028	8.04	25.7	0.5	1.95	6.4	6
0.27	0.0027	8.2	25.4	0.49	1.94	4.1	6
0.27	0.0026	8.37	28.2	0.54	1.92	7.8	6
0.27	0.0023	8.53	29.9	0.5	1.68	4.7	6
0.27	0.0026	8.69	26.9	0.52	1.94	4.8	6
0.27	0.0026	8.86	29.2	0.81	2.78	9.4	5
0.28	0.0028	9.02	26	0.61	2.35	9.4	6
0.28	0.0027	9.19	28.2	0.54	1.92	6.9	6
0.28	0.0028	9.35	25.9	0.5	1.93	2.6	6
0.28	0.0030	9.51	24.5	0.5	2.05	2.7	6
0.28	0.0035	9.68	22.1	0.43	1.95	3.4	6
0.29	0.0031	9.84	23.9	0.43	1.8	6.2	6
0.29	0.0034	10.01	23.1	0.46	1.99	2	6
0.29	0.0032	10.17	23.2	0.45	1.94	3.4	6
0.29	0.0033	10.33	23	0.47	2.05	6.4	6
0.30	0.0036	10.5	22.3	0.48	2.16	11.6	6
0.30	0.0033	10.66	23.4	0.49	2.1	14.5	6

I_z	Δs (in.)	Depth (ft)	AvgQt (tsf)	AvgFs (tsf)	AvgRf (%)	AvgUd (ft)	SBT
0.30	0.0033	10.83	25.1	0.49	1.96	15.7	6
0.30	0.0029	10.99	27.2	0.43	1.59	3.7	6
0.30	0.0026	11.15	30.5	0.37	1.22	1	7
0.31	0.0018	11.32	45.8	0.3	0.66	-0.9	7
0.31	0.0015	11.48	53.1	0.31	0.58	-1.2	8
0.31	0.0015	11.65	55.2	0.36	0.65	-1.1	8
0.31	0.0015	11.81	52.8	0.4	0.76	-1.2	7
0.31	0.0016	11.97	50.8	0.37	0.73	-1.3	7
0.32	0.0019	12.14	45	0.4	0.89	-1.4	7
0.32	0.0017	12.3	49.6	0.43	0.87	-1.2	7
0.32	0.0012	12.47	71.7	0.42	0.59	-1.5	8
0.32	0.0016	12.63	51.7	0.5	0.97	-1.8	7
0.32	0.0020	12.8	43.6	0.62	1.42	-1.4	7
0.33	0.0024	12.96	35.5	0.7	1.98	-1.2	6
0.33	0.0026	13.12	33	0.57	1.73	-0.9	6
0.33	0.0017	13.29	53.1	0.44	0.83	0.3	7
0.33	0.0013	13.45	66.4	0.47	0.71	-0.7	8
0.33	0.0010	13.62	93.6	0.8	0.86	-0.9	8
0.34	0.0007	13.78	117.5	1.09	0.93	-1	8
0.34	0.0007	13.94	119	1.23	1.04	-0.8	8
0.34	0.0008	14.11	110.4	1.21	1.1	-1.2	8
0.34	0.0010	14.27	91.2	0.97	1.07	-1.4	8
0.34	0.0013	14.44	72.2	0.73	1.01	-1.6	8
0.35	0.0015	14.6	61.4	0.58	0.95	-1.6	8
0.35	0.0016	14.76	54.9	0.61	1.11	-1.8	7
0.35	0.0019	14.93	49.8	0.91	1.83	-1.7	7
0.35	0.0020	15.09	44.7	0.98	2.2	-0.4	6
0.36	0.0020	15.26	49.5	1.12	2.27	1.7	6

I_z	Δs (in.)	Depth (ft)	AvgQt (tsf)	AvgFs (tsf)	AvgRf (%)	AvgUd (ft)	SBT
0.36	0.0022	15.42	42.6	0.96	2.26	1.2	6
0.36	0.0020	15.58	46.3	0.76	1.65	4	7
0.36	0.0017	15.75	58.8	0.77	1.31	-1.2	7
0.36	0.0015	15.91	62.7	0.76	1.21	0	7
0.37	0.0017	16.08	59.9	0.77	1.29	-1.2	7
0.37	0.0018	16.24	53.1	0.6	1.13	-1.4	7
0.37	0.0019	16.4	49.6	0.68	1.38	-1.1	7
0.37	0.0024	16.57	43.1	0.81	1.89	-0.6	6
0.37	0.0026	16.73	36.9	0.94	2.55	0.3	6
0.38	0.0028	16.9	37	0.89	2.41	-0.2	6
0.38	0.0027	17.06	36.6	0.83	2.27	0.4	6
0.38	0.0026	17.22	37.8	0.79	2.09	1.9	6
0.38	0.0025	17.39	42.9	0.66	1.54	1.5	7
0.38	0.0021	17.55	47.3	0.57	1.21	-0.4	7
0.39	0.0021	17.72	49.9	0.5	1	-1.1	7
0.39	0.0020	17.88	50.9	0.61	1.2	-1.2	7
0.39	0.0019	18.04	52.4	0.62	1.19	-0.7	7
0.39	0.0020	18.21	53.1	0.63	1.19	-0.9	7
0.39	0.0019	18.37	55.1	0.56	1.02	-1.2	7
0.40	0.0020	18.54	55	0.54	0.98	-1.1	7
0.40	0.0020	18.7	52.5	0.62	1.18	-1.3	7
0.40	0.0020	18.86	51	0.53	1.04	-1.3	7
0.40	0.0021	19.03	52.9	0.53	1	-1.5	7
0.41	0.0020	19.19	53.5	0.6	1.13	-1.5	7
0.41	0.0022	19.36	51.4	0.64	1.25	-1.3	7
0.41	0.0023	19.52	46.8	0.58	1.24	-1.1	7
0.41	0.0025	19.68	42.2	0.48	1.14	-1.1	7
0.41	0.0029	19.85	39.2	0.5	1.28	-0.9	7

I_z	Δs (in.)	Depth (ft)	AvgQt (tsf)	AvgFs (tsf)	AvgRf (%)	AvgUd (ft)	SBT
0.42	0.0030	20.01	35.6	0.53	1.49	-0.7	7
0.42	0.0034	20.18	33.9	0.65	1.92	-0.5	6
0.42	0.0032	20.34	34.3	0.66	1.93	-0.3	6
0.42	0.0034	20.51	34.5	0.69	2	2.6	6
0.42	0.0033	20.67	33.1	0.7	2.12	7.9	6
0.43	0.0035	20.83	31.4	0.63	2.01	12.2	6
0.43	0.0041	21	28.9	0.58	2.01	16.9	6
0.43	0.0037	21.16	30.4	0.55	1.82	17.2	6
0.43	0.0039	21.33	30.2	0.56	1.86	19.6	6
0.43	0.0030	21.49	37.4	0.67	1.8	21.7	6
0.44	0.0031	21.65	36.3	0.62	1.71	9.1	6
0.44	0.0029	21.82	41.4	0.69	1.67	12.4	7
0.44	0.0028	21.98	40.6	0.94	2.32	3.5	6
0.44	0.0038	22.15	31.9	0.7	2.2	4.7	6
0.44	0.0030	22.31	38.3	0.72	1.89	13	6
0.45	0.0031	22.47	37.6	0.7	1.87	7.1	6
0.45	0.0032	22.64	38.3	0.79	2.07	9.2	6
0.45	0.0030	22.8	39.1	0.73	1.87	10.3	6
0.45	0.0035	22.97	35.8	0.66	1.85	11.4	6
0.45	0.0028	23.13	42.3	0.64	1.52	10.1	7
0.46	0.0028	23.29	42.7	0.72	1.69	3.9	7
0.46	0.0032	23.46	39.9	0.8	2.01	3.3	6
0.46	0.0026	23.62	45.4	0.87	1.92	4.4	6
0.46	0.0029	23.79	44.3	0.84	1.9	4	6
0.47	0.0026	23.95	45.6	0.77	1.69	3.3	7
0.47	0.0025	24.11	49.4	0.73	1.48	2	7
0.47	0.0025	24.28	51.6	0.66	1.28	2.1	7
0.47	0.0024	24.44	51.9	0.7	1.35	1	7

I_z	Δs (in.)	Depth (ft)	AvgQt (tsf)	AvgFs (tsf)	AvgRf (%)	AvgUd (ft)	SBT
0.47	0.0023	24.61	56.2	0.64	1.14	1.1	7
0.48	0.0021	24.77	57.6	0.69	1.2	0.6	7
0.48	0.0021	24.93	58.1	0.93	1.61	0	7
0.48	0.0024	25.1	54.7	1.11	2.03	0.3	7
0.48	0.0023	25.26	53.7	1.25	2.33	0.6	6
0.48	0.0021	25.43	62	0.89	1.44	-0.2	7
0.49	0.0020	25.59	62.1	0.63	1.02	-0.3	7
0.49	0.0019	25.75	66.6	0.49	0.74	-0.3	8
0.49	0.0019	25.92	69.8	0.62	0.89	-0.4	8
0.49	0.0019	26.08	68.2	0.63	0.93	-0.4	8
0.49	0.0021	26.25	66	0.65	0.99	-0.4	8
0.50	0.0019	26.41	67	0.73	1.09	-0.3	8
0.50	0.0020	26.57	65.1	0.8	1.23	-0.3	7
0.50	0.0019	26.74	72.1	0.97	1.35	-0.5	7
0.50	0.0015	26.9	86.4	0.99	1.15	-0.4	8
0.50	0.0014	27.07	99.8	1.13	1.14	-0.3	8
0.51	0.0012	27.23	112.1	1.08	0.97	-0.3	8
0.51	0.0011	27.39	125.5	1.21	0.97	-0.4	8
0.51	0.0010	27.56	138.6	1.27	0.92	-0.3	9
0.51	0.0009	27.72	151.6	0.02	0.01	-0.3	9
0.52	0.0009	27.89	157.4	0.02	0.01	-0.4	9

SUM= 0.3806

				ConeTec	Inc.	-	CPT	Interpretation	
C1	0.9290	for Df =	3.00	Interpretat	Output	-	Release	1.00.18	
C2	1.5000	for 40 yrs		Run	No:	99-0525-1349-4358			
C3	1.7500			Job	No:	99-315			
Δp	1.6950	ksf		Client:	Stone	&	Webster	Engineering	
α	5.0000			Project:	Private	Fuel	Storage	Faclity	
				Site:	CPT-14				
I_z	Δs			Depth	AvgQt	AvgFs	AvgRf	AvgUd	SBT
	(in.)			(ft)	(tsf)	(tsf)	(%)	(ft)	
				2.95	31.6	0.56	1.78	-0.1	6
0.20	0.0021			3.12	26.9	0.37	1.38	1.4	6
0.20	0.0023			3.28	22.8	0.17	0.75	2.6	6
0.21	0.0026			3.44	20.3	0.06	0.3	3.7	7
0.21	0.0027			3.61	21.2	0.02	0.09	3.9	7
0.21	0.0021			3.77	25.5	0.02	0.08	-2.8	7
0.21	0.0023			3.94	25.1	0.02	0.08	-0.8	7
0.21	0.0025			4.1	22.6	0.07	0.31	-0.5	7
0.22	0.0025			4.27	24.2	0.11	0.46	-0.3	7
0.22	0.0026			4.43	22	0.15	0.68	0	6
0.22	0.0028			4.59	20.6	0.16	0.78	-0.2	6
0.22	0.0030			4.76	20.7	0.1	0.48	-0.2	7
0.22	0.0029			4.92	19.9	0.12	0.6	-0.2	6
0.23	0.0032			5.09	19.6	0.1	0.51	1.6	6
0.23	0.0029			5.25	20.1	0.09	0.45	0.5	7
0.23	0.0028			5.41	21.1	0.04	0.19	-0.8	7
0.23	0.0033			5.58	19.6	0.06	0.31	-1.1	7
0.23	0.0035			5.74	17.3	0.05	0.29	-5.8	6
0.24	0.0036			5.91	17.9	0.08	0.45	-3.3	6
0.24	0.0032			6.07	19.5	0.12	0.62	-0.8	6

$\Sigma \Delta s = 0.3718''$

I_z	Δs (in.)	Depth (ft)	AvgQt (tsf)	AvgFs (tsf)	AvgRf (%)	AvgUd (ft)	SBT
0.24	0.0034	6.23	18.3	0.15	0.82	-0.7	6
0.24	0.0033	6.4	20.3	0.23	1.13	-0.7	6
0.25	0.0030	6.56	20.9	0.25	1.2	-0.3	6
0.25	0.0033	6.73	20.6	0.29	1.41	1.8	6
0.25	0.0031	6.89	20.7	0.23	1.11	0.4	6
0.25	0.0030	7.05	21.7	0.22	1.02	-0.5	6
0.25	0.0033	7.22	21.3	0.2	0.94	-0.4	6
0.26	0.0032	7.38	20.9	0.26	1.25	0	6
0.26	0.0032	7.55	22.2	0.28	1.26	-0.1	6
0.26	0.0031	7.71	22	0.24	1.09	1.9	6
0.26	0.0029	7.87	23.1	0.22	0.95	-0.6	6
0.26	0.0031	8.04	23.5	0.21	0.9	-1	6
0.27	0.0030	8.2	22.6	0.28	1.24	-0.4	6
0.27	0.0032	8.37	22.9	0.31	1.36	-0.4	6
0.27	0.0028	8.53	24.9	0.32	1.29	0.3	6
0.27	0.0026	8.69	26.9	0.37	1.38	0.9	6
0.27	0.0029	8.86	25.7	0.34	1.32	-0.1	6
0.28	0.0025	9.02	28.3	0.33	1.17	-2	6
0.28	0.0031	9.19	25	0.38	1.53	-1.2	6
0.28	0.0029	9.35	25.2	0.39	1.55	-1.2	6
0.28	0.0031	9.51	23.3	0.4	1.72	-0.9	6
0.28	0.0036	9.68	21.9	0.32	1.46	-1	6
0.29	0.0037	9.84	20.2	0.28	1.39	-1.7	6
0.29	0.0037	10.01	21.3	0.23	1.08	-1.2	6
0.29	0.0034	10.17	22.2	0.25	1.13	-1.1	6
0.29	0.0030	10.33	25.4	0.36	1.42	-1.1	6
0.30	0.0031	10.5	26.3	0.47	1.79	-0.4	6
0.30	0.0029	10.66	26.5	0.32	1.21	2.5	6

I_z	Δs (in.)	Depth (ft)	AvgQt (tsf)	AvgFs (tsf)	AvgRf (%)	AvgUd (ft)	SBT
0.30	0.0025	10.83	33.3	0.22	0.66	-1.2	7
0.30	0.0021	10.99	37.7	0.09	0.24	-1.2	8
0.30	0.0018	11.15	42.9	0.14	0.33	-1.5	8
0.31	0.0020	11.32	43	0.02	0.05	-1.5	8
0.31	0.0018	11.48	43.9	0.07	0.16	-1.1	8
0.31	0.0017	11.65	49.8	0.11	0.22	-1.2	8
0.31	0.0018	11.81	45.6	0.12	0.26	-1.1	8
0.31	0.0020	11.97	40.9	0.2	0.49	-0.8	7
0.32	0.0020	12.14	43	0.24	0.56	-1	7
0.32	0.0018	12.3	47	0.2	0.43	-1.1	8
0.32	0.0017	12.47	51.9	0.16	0.31	-1.1	8
0.32	0.0014	12.63	60.7	0.15	0.25	-1.1	8
0.32	0.0014	12.8	65.5	0.26	0.4	-1.2	8
0.33	0.0012	12.96	68.2	0.24	0.35	-1.1	8
0.33	0.0014	13.12	62.6	0.25	0.4	-1.2	8
0.33	0.0014	13.29	63	0.28	0.45	-1.2	8
0.33	0.0011	13.45	75.8	0.3	0.4	-1.1	8
0.33	0.0011	13.62	84	0.4	0.48	-1.2	8
0.34	0.0009	13.78	91.9	0.44	0.48	-0.8	8
0.34	0.0011	13.94	80.7	0.49	0.61	-1.2	8
0.34	0.0014	14.11	66.2	0.42	0.64	-1.2	8
0.34	0.0016	14.27	56.9	0.47	0.83	-1.1	8
0.34	0.0020	14.44	47.3	0.74	1.57	-1.1	7
0.35	0.0023	14.6	38.5	0.81	2.11	-0.3	6
0.35	0.0022	14.76	41.8	1.02	2.45	2.1	6
0.35	0.0024	14.93	39.9	0.68	1.71	-1.3	7
0.35	0.0026	15.09	35.7	0.76	2.14	2	6
0.36	0.0023	15.26	42.5	0.46	1.08	-0.2	7

I_z	Δs (in.)	Depth (ft)	AvgQt (tsf)	AvgFs (tsf)	AvgRf (%)	AvgUd (ft)	SBT
0.36	0.0021	15.42	44.8	0.41	0.92	-2.4	7
0.36	0.0018	15.58	51.2	0.47	0.92	-1.6	7
0.36	0.0020	15.75	49.3	0.64	1.3	-1	7
0.36	0.0018	15.91	52.4	0.55	1.05	-1.2	7
0.37	0.0018	16.08	54.7	0.45	0.82	-0.8	7
0.37	0.0018	16.24	53.7	0.39	0.73	-0.6	8
0.37	0.0020	16.4	47.4	0.69	1.46	-0.3	7
0.37	0.0024	16.57	42.7	0.8	1.88	-0.4	6
0.37	0.0025	16.73	39	0.68	1.75	-0.8	6
0.38	0.0030	16.9	34.4	0.62	1.8	0.2	6
0.38	0.0030	17.06	32.5	0.59	1.82	1	6
0.38	0.0034	17.22	28.7	0.49	1.71	3.9	6
0.38	0.0037	17.39	28.6	0.44	1.54	6	6
0.38	0.0029	17.55	34	0.4	1.18	7.1	7
0.39	0.0029	17.72	36.7	0.4	1.09	1.1	7
0.39	0.0025	17.88	40.6	0.31	0.77	0.1	7
0.39	0.0023	18.04	44	0.21	0.48	-0.5	8
0.39	0.0023	18.21	46.6	0.22	0.47	-0.4	8
0.39	0.0021	18.37	48.4	0.24	0.5	-0.3	8
0.40	0.0021	18.54	51	0.27	0.53	-0.4	8
0.40	0.0019	18.7	54.3	0.15	0.28	-0.2	8
0.40	0.0020	18.86	51.8	0.13	0.25	-0.6	8
0.40	0.0022	19.03	50.8	0.11	0.22	-0.4	8
0.41	0.0021	19.19	51.2	0.23	0.45	-0.2	8
0.41	0.0022	19.36	51.6	0.24	0.47	0.1	8
0.41	0.0023	19.52	46.7	0.28	0.6	-0.1	7
0.41	0.0023	19.68	46.2	0.29	0.63	-0.1	7
0.41	0.0026	19.85	43.4	0.37	0.85	-0.3	7

I_z	Δs (in.)	Depth (ft)	AvgQt (tsf)	AvgFs (tsf)	AvgRf (%)	AvgUd (ft)	SBT
0.42	0.0026	20.01	40.8	0.36	0.88	0	7
0.42	0.0031	20.18	36.6	0.48	1.31	0.4	7
0.42	0.0032	20.34	33.5	0.49	1.46	0.4	6
0.42	0.0035	20.51	32.8	0.53	1.62	1.4	6
0.42	0.0031	20.67	34.9	0.55	1.58	6.6	6
0.43	0.0036	20.83	30.9	0.53	1.72	11.8	6
0.43	0.0041	21	28.8	0.48	1.67	16.7	6
0.43	0.0040	21.16	27.9	0.42	1.51	20.7	6
0.43	0.0042	21.33	28.4	0.37	1.31	24	6
0.43	0.0041	21.49	27.7	0.37	1.34	27.4	6
0.44	0.0040	21.65	28.5	0.36	1.27	29.1	6
0.44	0.0042	21.82	28.7	0.43	1.5	28.2	6
0.44	0.0041	21.98	27.6	0.42	1.52	8.6	6
0.44	0.0035	22.15	35.3	0.25	0.71	17.5	7
0.44	0.0031	22.31	37.6	0.37	0.99	3.3	7
0.45	0.0029	22.47	39.8	0.47	1.18	1.1	7
0.45	0.0033	22.64	37.6	0.67	1.79	1.9	6
0.45	0.0031	22.8	37.6	0.69	1.84	4.6	6
0.45	0.0031	22.97	39.6	0.62	1.57	2.2	7
0.45	0.0029	23.13	40.1	0.64	1.6	0	7
0.46	0.0029	23.29	40.7	0.69	1.7	0	7
0.46	0.0032	23.46	39.8	0.74	1.86	0.3	6
0.46	0.0028	23.62	42	0.66	1.57	0.8	7
0.46	0.0025	23.79	50.6	0.46	0.91	0.2	7
0.47	0.0023	23.95	51.5	0.45	0.88	-0.3	7
0.47	0.0023	24.11	53.3	0.39	0.73	-0.2	8
0.47	0.0022	24.28	58.5	0.43	0.74	-0.3	8
0.47	0.0020	24.44	61	0.43	0.71	-0.4	8

I_z	Δs (in.)	Depth (ft)	AvgQt (tsf)	AvgFs (tsf)	AvgRf (%)	AvgUd (ft)	SBT
0.47	0.0022	24.61	58.9	0.67	1.14	-0.5	7
0.48	0.0021	24.77	58.3	1.03	1.77	-0.2	7
0.48	0.0022	24.93	57.4	0.89	1.56	-0.1	7
0.48	0.0021	25.1	63.2	0.43	0.68	-0.5	8
0.48	0.0018	25.26	68.4	0.12	0.18	-0.5	8
0.48	0.0019	25.43	71.6	0.18	0.25	-0.4	8
0.49	0.0019	25.59	68	0.25	0.37	-0.3	8
0.49	0.0019	25.75	65.5	0.3	0.46	-0.3	8
0.49	0.0021	25.92	65.8	0.4	0.61	-0.1	8
0.49	0.0019	26.08	67.6	0.5	0.74	-0.2	8
0.49	0.0017	26.25	81.1	0.61	0.75	-0.2	8
0.50	0.0012	26.41	106.4	0.7	0.66	-0.2	8
0.50	0.0010	26.57	131.1	0.82	0.63	0	9
0.50	0.0009	26.74	150.7	0.9	0.6	-0.2	9
0.50	0.0008	26.9	166.2	0.02	0.01	-0.1	9
0.50	0.0008	27.07	169.7	0.02	0.01	0	9
SUM=	0.3718						

				ConeTec	Inc.	-	CPT	Interpretation	
C1	0.9290	for Df =	3.00	Interpretat	Output	-	Release	1.00.18	
C2	1.5000	for 40 yrs		Run	No:	99-0525-1349-4397			
C3	1.7500			Job	No:	99-315			
Δp	1.6950	ksf		Client:	Stone	&	Webster	Engineering	
α	5.0000			Project:	Private	Fuel	Storage	Faclity	
				Site:	CPT-15				
I_z	Δs			Depth	AvgQt	AvgFs	AvgRf	AvgUd	SBT
	(in.)			(ft)	(tsf)	(tsf)	(%)	(ft)	
				2.95	17.2	0.46	2.67	-1.6	5
0.20	0.0045			3.12	12.2	0.3	2.47	-1.2	5
0.20	0.0055			3.28	9.6	0.19	1.99	-0.9	5
0.21	0.0071			3.44	7.5	0.15	1.99	-0.1	5
0.21	0.0071			3.61	8.1	0.18	2.24	2.1	4
0.21	0.0057			3.77	9.6	0.17	1.77	4.7	5
0.21	0.0074			3.94	7.9	0.18	2.27	5	4
0.21	0.0068			4.1	8.1	0.15	1.87	1.6	5
0.22	0.0061			4.27	9.8	0.12	1.23	-0.1	5
0.22	0.0052			4.43	10.9	0.16	1.47	-1.7	5
0.22	0.0048			4.59	12	0.21	1.75	-4.4	5
0.22	0.0051			4.76	11.9	0.25	2.11	-4.9	5
0.22	0.0045			4.92	13	0.24	1.85	-3.9	5
0.23	0.0055			5.09	11.4	0.25	2.21	-2.5	5
0.23	0.0042			5.25	14	0.3	2.14	-2.4	5
0.23	0.0042			5.41	14.2	0.32	2.26	-1.6	5
0.23	0.0054			5.58	11.9	0.32	2.7	-3.1	5
0.23	0.0048			5.74	12.7	0.34	2.68	-2.3	5
0.24	0.0041			5.91	15.8	0.53	3.36	-0.9	4
0.24	0.0039			6.07	15.9	0.57	3.59	2.1	4

$\Sigma \Delta s = 0.4985''$

SBT > 5

$\Sigma \Delta s = .4985 - .1440 - .0074 - .0082 - .0155 = .3234''$

I_z	Δs (in.)		Depth (ft)	AvgQt (tsf)	AvgFs (tsf)	AvgRf (%)	AvgUd (ft)	SBT
0.24	0.0036		6.23	17.4	0.5	2.88	-3.8	5
0.24	0.0042		6.4	15.8	0.42	2.66	-4.3	5
0.25	0.0041		6.56	15.4	0.36	2.35	-3.1	5
0.25	0.0043		6.73	15.9	0.34	2.14	-0.9	5
0.25	0.0043		6.89	14.9	0.33	2.22	-0.1	5
0.25	0.0046		7.05	14.3	0.4	2.8	-0.1	5
0.25	0.0049		7.22	14.3	0.42	2.95	2.1	5
0.26	0.0041		7.38	16.2	0.48	2.97	7.4	5
0.26	0.0041	$\Sigma \Delta s = 0.1440''$	7.55	17.3	0.46	2.66	3.2	5
0.26	0.0039		7.71	17.3	0.48	2.78	2.7	5
0.26	0.0034		7.87	19.9	0.45	2.27	3.9	6
0.26	0.0036		8.04	20.1	0.43	2.14	9.7	6
0.27	0.0034		8.2	20.4	0.42	2.06	16.8	6
0.27	0.0035		8.37	21.2	0.42	1.99	21.4	6
0.27	0.0031		8.53	22.3	0.43	1.93	25.6	6
0.27	0.0035		8.69	20.2	0.39	1.94	27.3	6
0.27	0.0039		8.86	19.5	0.36	1.85	31.4	6
0.28	0.0039		9.02	18.4	0.35	1.9	35.3	6
0.28	0.0040	$\Sigma = .0074$	9.19	19.2	0.66	3.45	34.5	4
0.28	0.0034		9.35	21.1	0.63	2.99	38.1	5
0.28	0.0030		9.51	24.2	0.58	2.4	12.2	6
0.28	0.0037		9.68	21.1	0.5	2.38	15.4	6
0.29	0.0039		9.84	19.2	0.42	2.19	20.5	6
0.29	0.0043		10.01	18.3	0.36	1.97	23.6	6
0.29	0.0043		10.17	17.4	0.34	1.96	25.9	6
0.29	0.0043		10.33	17.6	0.35	1.99	23.1	6
0.30	0.0045		10.5	17.9	0.33	1.85	19.8	6
0.30	0.0043		10.66	18	0.35	1.95	20.1	6

I_z	Δs (in.)	Depth (ft)	AvgQt (tsf)	AvgFs (tsf)	AvgRf (%)	AvgUd (ft)	SBT
0.30	0.0045	10.83	18.5	0.36	1.95	23.7	6
0.30	0.0041	10.99	19.2	0.44	2.3	24.9	5
0.30	0.0041	11.15	19.4	0.53	2.74	29.3	5
0.31	0.0039	11.32	21.4	0.51	2.39	25.1	6
0.31	0.0026	11.48	30.3	0.44	1.45	10.1	6
0.31	0.0026	11.65	32.4	0.36	1.11	-1.5	7
0.31	0.0019	11.81	43.5	0.35	0.81	-1.6	7
0.31	0.0019	11.97	42.4	0.46	1.09	-1.6	7
0.32	0.0020	12.14	43.8	0.56	1.28	-1.2	7
0.32	0.0017	12.3	47.8	0.59	1.24	-1.2	7
0.32	0.0017	12.47	50.8	0.72	1.42	-0.8	7
0.32	0.0017	12.63	50.2	0.6	1.2	-1.7	7
0.32	0.0018	12.8	48.7	0.51	1.05	-0.5	7
0.33	0.0017	12.96	51	0.48	0.94	-0.6	7
0.33	0.0017	13.12	50.7	0.5	0.99	-0.6	7
0.33	0.0019	13.29	48.4	0.52	1.08	-0.5	7
0.33	0.0019	13.45	46.3	0.53	1.15	-0.7	7
0.33	0.0020	13.62	46.6	0.53	1.14	-0.6	7
0.34	0.0018	13.78	48.5	0.56	1.16	-0.6	7
0.34	0.0018	13.94	49.5	0.57	1.15	-0.5	7
0.34	0.0019	14.11	50.6	0.57	1.13	-0.6	7
0.34	0.0018	14.27	48.9	0.62	1.27	-0.6	7
0.34	0.0018	14.44	54	0.7	1.3	-0.7	7
0.35	0.0016	14.6	54.9	0.74	1.35	-0.9	7
0.35	0.0016	14.76	55.4	0.69	1.25	-0.7	7
0.35	0.0018	14.93	54.6	0.68	1.25	-0.9	7
0.35	0.0019	15.09	48.5	0.64	1.32	-0.3	7
0.36	0.0023	15.26	42.6	0.74	1.74	-0.7	7

Σ = .0082

I_z	Δs (in.)	Depth (ft)	AvgQt (tsf)	AvgFs (tsf)	AvgRf (%)	AvgUd (ft)	SBT
0.36	0.0024	15.42	39.2	0.85	2.18	-0.6	6
0.36	0.0024	15.58	38.1	0.93	2.44	0.3	6
0.36	0.0025	15.75	39.6	1.12	2.84	-1	6
0.36	0.0027	15.91	34.6	1.05	3.04	1.9	5
0.37	0.0025	16.08	40.8	1.01	2.48	6.5	6
0.37	0.0024	16.24	40.3	0.95	2.36	7.3	6
0.37	0.0020	16.4	48.6	0.94	1.94	8.1	7
0.37	0.0019	16.57	52.8	0.85	1.61	0.5	7
0.37	0.0017	16.73	56.6	0.79	1.4	-0.3	7
0.38	0.0021	16.9	48.7	0.83	1.71	-0.9	7
0.38	0.0025	17.06	38.5	0.78	2.03	-0.8	6
0.38	0.0024	17.22	40.3	0.92	2.29	0.9	6
0.38	0.0027	17.39	39.4	0.97	2.47	-0.4	6
0.38	0.0030	17.55	33.4	1.01	3.03	1.9	5
0.39	0.0034	17.72	31.6	0.94	2.98	4.1	5
0.39	0.0030	17.88	33.4	0.93	2.79	5.8	6
0.39	0.0030	18.04	34	0.91	2.69	7.7	6
0.39	0.0035	18.21	31	0.83	2.69	9.2	6
0.39	0.0038	18.37	27.1	0.79	2.92	10.5	5
0.40	0.0038	18.54	28.4	0.75	2.65	11.7	6
0.40	0.0033	18.7	31.6	0.81	2.57	12.6	6
0.40	0.0030	18.86	34.2	0.87	2.55	13.7	6
0.40	0.0032	19.03	34.3	0.98	2.86	11.6	5
0.41	0.0028	19.19	37.5	0.71	1.9	7.2	6
0.41	0.0029	19.36	39	0.68	1.75	-0.6	6
0.41	0.0026	19.52	40.6	0.69	1.71	-0.7	7
0.41	0.0027	19.68	39.8	0.81	2.04	0.2	6
0.41	0.0028	19.85	40.1	0.82	2.05	0.2	6

I_z	Δs (in.)	Depth (ft)	AvgQt (tsf)	AvgFs (tsf)	AvgRf (%)	AvgUd (ft)	SBT
0.42	0.0027	20.01	39.2	0.74	1.89	-0.6	6
0.42	0.0028	20.18	40.4	0.77	1.91	-0.4	6
0.42	0.0026	20.34	41.8	0.69	1.65	-0.3	7
0.42	0.0026	20.51	44.2	0.69	1.56	0.6	7
0.42	0.0024	20.67	45.6	0.6	1.32	-0.3	7
0.43	0.0027	20.83	40.7	0.56	1.38	-0.4	7
0.43	0.0032	21	37.2	0.6	1.62	-0.5	7
0.43	0.0033	21.16	33.9	0.65	1.92	-0.7	6
0.43	0.0038	21.33	31.1	0.7	2.26	0.2	6
0.43	0.0037	21.49	30.2	0.74	2.45	5.1	6
0.44	0.0037	21.65	30.5	0.71	2.34	10.1	6
0.44	0.0041	21.82	29.6	0.71	2.41	14.7	6
0.44	0.0041	21.98	28.1	0.67	2.39	18.1	6
0.44	0.0045	22.15	27.2	0.64	2.36	20.5	6
0.44	0.0040	22.31	28.6	1.29	4.52	22.8	3
0.45	0.0041	22.47	28.5	1.17	4.11	25.5	4
0.45	0.0036	22.64	34.3	1.03	3.01	15.5	5
0.45	0.0038	22.8	31	0.86	2.78	17	5
0.45	0.0041	22.97	30.4	0.75	2.47	20.6	6
0.45	0.0047	23.13	25.1	0.63	2.52	20.6	6
0.46	0.0041	23.29	29.2	0.63	2.16	21.8	6
0.46	0.0038	23.46	33.5	0.69	2.06	15.8	6
0.46	0.0033	23.62	36.1	0.79	2.2	10.4	6
0.46	0.0036	23.79	35.1	0.81	2.31	14	6
0.47	0.0032	23.95	37.5	0.9	2.41	13.8	6
0.47	0.0032	24.11	37.3	0.9	2.42	5.5	6
0.47	0.0034	24.28	37.5	0.85	2.27	6.3	6
0.47	0.0033	24.44	36.8	0.89	2.42	4.5	6

Σ = .0155

I_z	Δs (in.)	Depth (ft)	AvgQt (tsf)	AvgFs (tsf)	AvgRf (%)	AvgUd (ft)	SBT
0.47	0.0035	24.61	37.8	0.95	2.52	5.1	6
0.48	0.0031	24.77	39.8	0.91	2.29	6	6
0.48	0.0028	24.93	43.9	0.91	2.08	5.4	6
0.48	0.0029	25.1	44.8	0.85	1.9	0.9	6
0.48	0.0027	25.26	46.2	0.94	2.04	-0.8	6
0.48	0.0025	25.43	53.8	1.05	1.95	-0.9	7
0.49	0.0018	25.59	68.5	1.24	1.81	-0.5	7
0.49	0.0018	25.75	69.4	1.08	1.56	-0.9	7
0.49	0.0020	25.92	69.2	0.87	1.26	-0.6	7
0.49	0.0018	26.08	72.2	0.84	1.17	-0.3	8
0.49	0.0019	26.25	71.7	1.09	1.52	-0.5	7
0.50	0.0020	26.41	65.9	1.45	2.21	-0.5	7
0.50	0.0022	26.57	59.6	1.51	2.54	0	6
0.50	0.0025	26.74	54.6	1.41	2.59	-0.6	6
0.50	0.0024	26.9	54.7	1.25	2.29	-1.1	6
0.50	0.0026	27.07	54.2	1.3	2.4	-0.9	6
0.51	0.0025	27.23	51.6	1.33	2.58	-0.8	6
0.51	0.0022	27.39	59.9	1.12	1.88	-0.6	7
0.51	0.0018	27.56	76.3	0.99	1.3	-0.8	7
0.51	0.0014	27.72	94.8	0.92	0.97	-0.7	8
0.52	0.0011	27.89	127.5	1.05	0.83	-0.4	9
0.52	0.0009	28.05	156.8	0.02	0.01	-0.3	9
0.52	0.0008	28.21	173.6	0.02	0.01	-0.2	9

SUM= 0.4985

				ConeTec	Inc.	-	CPT	Interpretation	
C1	0.9290	for Df =	3.00	Interpretat	Output	-	Release	1.00.18	
C2	1.5000	for 40 yrs		Run	No:	99-0525-1349-4441			
C3	1.7500			Job	No:	99-315			
Δp	1.6950	ksf		Client:	Stone	&	Webster	Engineering	
α	5.0000			Project:	Private	Fuel	Storage	Faclity	
				Site:	CPT-16				
I_z	Δs			Depth	AvgQt	AvgFs	AvgRf	AvgUd	SBT
	(in.)			(ft)	(tsf)	(tsf)	(%)	(ft)	
				2.95	22.9	0.36	1.58	-1.2	6
0.20	0.0033			3.12	16.7	0.28	1.68	-2.3	6
0.20	0.0038			3.28	14	0.12	0.86	-6.4	6
0.21	0.0036			3.44	14.9	0.07	0.47	-1.2	6
0.21	0.0034			3.61	16.7	0.08	0.48	-1.2	6
0.21	0.0032			3.77	16.9	0.15	0.89	-1.2	6
0.21	0.0033			3.94	17.9	0.21	1.18	-1	6
0.21	0.0035			4.1	15.9	0.19	1.2	1.5	6
0.22	0.0039			4.27	15.3	0.16	1.05	-1.2	6
0.22	0.0035			4.43	16.1	0.16	0.99	-4.5	6
0.22	0.0035			4.59	16.1	0.18	1.12	-4.3	6
0.22	0.0043			4.76	14.1	0.16	1.14	-7.9	6
0.22	0.0051			4.92	11.4	0.1	0.88	-4.9	6
0.23	0.0042			5.09	14.7	0.11	0.75	-7.2	6
0.23	0.0034			5.25	17.2	0.19	1.1	-1.8	6
0.23	0.0034			5.41	17.5	0.21	1.2	-4.2	6
0.23	0.0040			5.58	16.1	0.26	1.62	-5.3	6
0.23	0.0042			5.74	14.5	0.23	1.59	-6.5	6
0.24	0.0044			5.91	14.8	0.23	1.55	-8.5	6
0.24	0.0040			6.07	15.5	0.23	1.49	-9.5	6

$\Sigma \Delta s = 0.4590"$

SBT > 5

$\Sigma \Delta s = .4590 - .0220 = 0.4370"$

I_z	Δs (in.)	Depth (ft)	AvgQt (tsf)	AvgFs (tsf)	AvgRf (%)	AvgUd (ft)	SBT
0.24	0.0040	6.23	15.7	0.24	1.53	-9.3	6
0.24	0.0050	6.4	13.5	0.29	2.15	-7.9	5
0.25	0.0050	6.56	12.7	0.31	2.45	-6.3	5
0.25	0.0045	6.73	15.1	0.34	2.26	-3.1	5
0.25	0.0038	6.89	17	0.36	2.12	0.9	5
0.25	0.0037	7.05	17.5	0.38	2.17	7	5
0.25	0.0039	7.22	17.7	0.35	1.98	10.5	6
0.26	0.0038	7.38	17.6	0.33	1.88	8.9	6
0.26	0.0038	7.55	18.7	0.29	1.55	11.6	6
0.26	0.0036	7.71	18.6	0.29	1.56	13.7	6
0.26	0.0035	7.87	19.5	0.28	1.44	17.1	6
0.26	0.0039	8.04	18.8	0.31	1.65	20.2	6
0.27	0.0037	8.2	18.7	0.32	1.72	24.2	6
0.27	0.0041	8.37	17.8	0.31	1.75	28.5	6
0.27	0.0037	8.53	19	0.32	1.69	33.5	6
0.27	0.0034	8.69	21	0.32	1.53	29.2	6
0.27	0.0033	8.86	22.9	0.35	1.53	29.8	6
0.28	0.0033	9.02	21.9	0.57	2.61	21.8	5
0.28	0.0034	9.19	22.4	0.53	2.37	24.7	6
0.28	0.0029	9.35	25.1	0.49	1.95	6.7	6
0.28	0.0035	9.51	20.9	0.41	1.97	14.4	6
0.28	0.0037	9.68	21.1	0.33	1.57	18.5	6
0.29	0.0037	9.84	19.9	0.28	1.41	22.8	6
0.29	0.0039	10.01	20.3	0.27	1.33	29.1	6
0.29	0.0036	10.17	20.8	0.29	1.4	33.2	6
0.29	0.0037	10.33	20.5	0.36	1.76	35	6
0.30	0.0044	10.5	18.5	0.29	1.58	38.6	6
0.30	0.0032	10.66	24	0.3	1.25	41.7	6

Σ = .0220"

I_z	Δs (in.)	Depth (ft)	AvgQt (tsf)	AvgFs (tsf)	AvgRf (%)	AvgUd (ft)	SBT
0.30	0.0036	10.83	22.8	0.35	1.54	1.4	6
0.30	0.0034	10.99	22.7	0.41	1.81	0.7	6
0.30	0.0025	11.15	31.3	0.43	1.38	-1	6
0.31	0.0023	11.32	35.9	0.37	1.03	-1.2	7
0.31	0.0018	11.48	44.6	0.33	0.74	-1.2	7
0.31	0.0018	11.65	47.3	0.21	0.45	-1.7	8
0.31	0.0018	11.81	44.3	0.26	0.59	-1.5	7
0.31	0.0020	11.97	39.7	0.46	1.16	-1.3	7
0.32	0.0027	12.14	32.3	0.56	1.74	-1.6	6
0.32	0.0027	12.3	30.1	0.57	1.9	-3.4	6
0.32	0.0031	12.47	28.7	0.35	1.22	-1.5	6
0.32	0.0030	12.63	27.8	0.38	1.37	-1.6	6
0.32	0.0037	12.8	24.2	0.38	1.57	-0.6	6
0.33	0.0039	12.96	21.6	0.38	1.76	4.5	6
0.33	0.0036	13.12	23.7	0.3	1.27	7.1	6
0.33	0.0032	13.29	28.8	0.25	0.87	-1.7	7
0.33	0.0018	13.45	46.7	0.22	0.47	-1.2	8
0.33	0.0020	13.62	46	0.2	0.44	-1.1	8
0.34	0.0022	13.78	40.3	0.19	0.47	-1.2	7
0.34	0.0024	13.94	35.9	0.42	1.17	-1.1	7
0.34	0.0029	14.11	31.9	0.52	1.64	-1.2	6
0.34	0.0026	14.27	34	0.65	1.92	0.1	6
0.34	0.0032	14.44	30.1	0.62	2.07	-1.2	6
0.35	0.0032	14.6	27.7	0.57	2.07	2.5	6
0.35	0.0034	14.76	26.9	0.5	1.87	5.1	6
0.35	0.0031	14.93	30.9	0.48	1.56	4.9	6
0.35	0.0024	15.09	38.7	0.49	1.27	0.4	7
0.36	0.0020	15.26	48.4	0.51	1.06	-1.5	7

I_z	Δs (in.)	Depth (ft)	AvgQt (tsf)	AvgFs (tsf)	AvgRf (%)	AvgUd (ft)	SBT
0.36	0.0016	15.42	57	0.43	0.76	-1.3	8
0.36	0.0015	15.58	60.7	0.4	0.66	-1.7	8
0.36	0.0016	15.75	61	0.23	0.38	-1.7	8
0.36	0.0017	15.91	54.3	0.21	0.39	-1.2	8
0.37	0.0022	16.08	46.4	0.4	0.86	-1.1	7
0.37	0.0025	16.24	38.4	0.61	1.59	-1	7
0.37	0.0033	16.4	28.9	0.75	2.6	-0.6	6
0.37	0.0035	16.57	28.9	0.72	2.5	1.2	6
0.37	0.0028	16.73	34.9	0.64	1.84	0.5	6
0.38	0.0030	16.9	34.9	0.67	1.93	-0.7	6
0.38	0.0030	17.06	33.2	0.73	2.2	1.9	6
0.38	0.0032	17.22	30.9	0.67	2.18	2.9	6
0.38	0.0033	17.39	31.6	0.62	1.96	4.4	6
0.38	0.0033	17.55	30.3	0.56	1.85	3.2	6
0.39	0.0040	17.72	26.3	0.5	1.91	6.5	6
0.39	0.0039	17.88	25.5	0.46	1.81	9.1	6
0.39	0.0038	18.04	26.9	0.37	1.38	11.4	6
0.39	0.0034	18.21	32	0.45	1.41	13.5	6
0.39	0.0031	18.37	32.9	0.48	1.46	0.7	6
0.40	0.0032	18.54	33.8	0.48	1.42	1.1	7
0.40	0.0029	18.7	35.6	0.53	1.49	-1.9	7
0.40	0.0028	18.86	36.7	0.64	1.75	-1.3	6
0.40	0.0030	19.03	37.3	0.47	1.26	-1.2	7
0.41	0.0026	19.19	41.1	0.3	0.73	-1.6	7
0.41	0.0026	19.36	43.3	0.23	0.53	-1.6	7
0.41	0.0024	19.52	44	0.37	0.84	-1.6	7
0.41	0.0025	19.68	43.1	0.35	0.81	-1.2	7
0.41	0.0027	19.85	42.5	0.28	0.66	-1.5	7

I_z	Δs (in.)	Depth (ft)	AvgQt (tsf)	AvgFs (tsf)	AvgRf (%)	AvgUd (ft)	SBT
0.42	0.0027	20.01	39.4	0.29	0.74	-1.5	7
0.42	0.0033	20.18	35.1	0.43	1.23	-1.2	7
0.42	0.0037	20.34	29.5	0.58	1.97	-1	6
0.42	0.0042	20.51	27.8	0.54	1.95	-0.4	6
0.42	0.0038	20.67	28.6	0.53	1.85	4.7	6
0.43	0.0042	20.83	26	0.5	1.93	11.2	6
0.43	0.0051	21	23	0.43	1.87	16.5	6
0.43	0.0048	21.16	23.4	0.41	1.76	21.7	6
0.43	0.0046	21.33	25.9	0.37	1.43	25.5	6
0.43	0.0044	21.49	25.8	0.38	1.48	29.3	6
0.44	0.0041	21.65	27.3	0.37	1.36	32.8	6
0.44	0.0042	21.82	28.9	0.47	1.63	35.4	6
0.44	0.0039	21.98	28.9	0.45	1.56	12.1	6
0.44	0.0051	22.15	23.7	0.64	2.71	7.5	5
0.44	0.0046	22.31	25.3	0.64	2.54	8.6	6
0.45	0.0036	22.47	32.1	0.63	1.97	1.2	6
0.45	0.0039	22.64	32	0.55	1.72	3.7	6
0.45	0.0031	22.8	37.1	0.61	1.65	6.3	6
0.45	0.0032	22.97	39.5	0.65	1.65	1.3	7
0.45	0.0033	23.13	36.2	0.72	1.99	1.6	6
0.46	0.0033	23.29	35.6	0.79	2.22	1.4	6
0.46	0.0037	23.46	33.9	0.67	1.98	4	6
0.46	0.0028	23.62	42.4	0.61	1.44	7	7
0.46	0.0026	23.79	50	0.49	0.98	0.2	7
0.47	0.0023	23.95	51.5	0.63	1.23	-0.5	7
0.47	0.0027	24.11	45.3	0.72	1.59	-0.4	7
0.47	0.0030	24.28	43.5	0.71	1.64	0.3	7
0.47	0.0021	24.44	59	0.58	0.99	-1.7	7

I_z	Δs (in.)	Depth (ft)	AvgQt (tsf)	AvgFs (tsf)	AvgRf (%)	AvgUd (ft)	SBT
0.47	0.0021	24.61	62.5	0.66	1.06	-1.7	7
0.48	0.0021	24.77	57.6	0.8	1.39	-1.1	7
0.48	0.0024	24.93	51.6	1.02	1.98	-0.9	7
0.48	0.0025	25.1	52.6	0.99	1.89	-0.6	7
0.48	0.0021	25.26	59.5	0.95	1.6	-1.2	7
0.48	0.0021	25.43	64.6	0.89	1.38	-1.2	7
0.49	0.0021	25.59	59.6	0.81	1.36	-1.3	7
0.49	0.0019	25.75	65.3	1.03	1.58	-1.1	7
0.49	0.0018	25.92	76.4	1.02	1.34	-0.4	7
0.49	0.0012	26.08	110.6	1.15	1.04	-1.2	8
0.49	0.0010	26.25	138.6	1.1	0.8	-1.2	9
0.50	0.0008	26.41	166.8	0.02	0.01	-1.1	9
0.50	0.0007	26.57	188.4	0.02	0.01	-1	10

SUM= 0.4590

				ConeTec	Inc.	-	CPT	Interpretation	
C1	0.9290	for Df =	3.00	Interpretat	Output	-	Release	1.00.18	
C2	1.5000	for 40 yrs		Run	No:	99-0525-1349-4485			
C3	1.7500			Job	No:	99-315			
Δp	1.6950	ksf		Client:	Stone	&	Webster	Engineering	
α	5.0000			Project:	Private	Fuel	Storage	Faclity	
				Site:	CPT-17				
I_z	Δs			Depth	AvgQt	AvgFs	AvgRf	AvgUd	SBT
	(in.)			(ft)	(tsf)	(tsf)	(%)	(ft)	
				2.95	22.9	0.31	1.36	1.8	6
0.20	0.0025			3.12	22	0.35	1.59	-4.8	6
0.20	0.0027			3.28	19.6	0.3	1.54	-4.4	6
0.21	0.0027			3.44	19.7	0.32	1.63	-4.1	6
0.21	0.0029			3.61	19.8	0.3	1.52	-6.1	6
0.21	0.0031			3.77	17.5	0.28	1.6	-7	6
0.21	0.0037			3.94	15.9	0.24	1.52	-7.8	6
0.21	0.0037			4.1	15.1	0.22	1.46	-0.5	6
0.22	0.0044			4.27	13.5	0.24	1.78	-0.2	5
0.22	0.0045			4.43	12.6	0.22	1.75	-0.4	5
0.22	0.0049			4.59	11.6	0.2	1.72	0	5
0.22	0.0053			4.76	11.6	0.14	1.21	-0.3	6
0.22	0.0057	$\Sigma = 0.0620''$		4.92	10.2	0.13	1.27	-0.4	5
0.23	0.0059			5.09	10.6	0.12	1.13	-0.7	5
0.23	0.0046			5.25	12.8	0.15	1.18	-0.5	6
0.23	0.0040			5.41	14.8	0.18	1.22	-0.4	6
0.23	0.0046			5.58	14	0.27	1.93	-0.3	5
0.23	0.0037			5.74	16.6	0.27	1.63	3.7	6
0.24	0.0048			5.91	13.6	0.25	1.84	10.7	5
0.24	0.0048			6.07	12.8	0.22	1.72	13.2	5

$\Sigma \Delta S = 0.4230''$

SBT > 5

$\Sigma \Delta S = .4230 - .0620 = .3610''$

I_z	Δs (in.)	Depth (ft)	AvgQt (tsf)	AvgFs (tsf)	AvgRf (%)	AvgUd (ft)	SBT
0.24	0.0048	6.23	13	0.18	1.39	14.7	6
0.24	0.0054	6.4	12.5	0.15	1.2	15.2	6
0.25	0.0047	6.56	13.5	0.16	1.19	18.7	6
0.25	0.0045	6.73	15.2	0.18	1.19	20.8	6
0.25	0.0041	6.89	15.9	0.21	1.33	21.6	6
0.25	0.0045	7.05	14.4	0.22	1.53	21.8	6
0.25	0.0044	7.22	15.9	0.24	1.52	19.4	6
0.26	0.0038	7.38	17.4	0.26	1.5	21.9	6
0.26	0.0039	7.55	18.3	0.25	1.37	16.9	6
0.26	0.0038	7.71	17.5	0.25	1.43	20.3	6
0.26	0.0040	7.87	17	0.21	1.24	15.1	6
0.26	0.0046	8.04	15.8	0.2	1.27	14.1	6
0.27	0.0049	8.2	14.1	0.17	1.21	15.8	6
0.27	0.0049	8.37	15	0.17	1.13	18.8	6
0.27	0.0046	8.53	15.3	0.16	1.05	21.2	6
0.27	0.0047	8.69	15.1	0.21	1.39	24.6	6
0.27	0.0048	8.86	15.6	0.29	1.87	25.5	5
0.28	0.0037	9.02	19.2	0.34	1.77	36.1	6
0.28	0.0039	9.19	19.7	0.36	1.83	38.1	6
0.28	0.0030	9.35	24.5	0.33	1.35	27.1	6
0.28	0.0025	9.51	29.1	0.37	1.27	2.3	6
0.28	0.0028	9.68	28.3	0.44	1.56	-1.8	6
0.29	0.0027	9.84	27.3	0.47	1.73	-1.5	6
0.29	0.0024	10.01	33.7	0.41	1.22	-1.9	7
0.29	0.0018	10.17	42.5	0.33	0.78	-1.2	7
0.29	0.0018	10.33	42.7	0.32	0.75	-1.1	7
0.30	0.0020	10.5	41.5	0.36	0.87	-1.2	7
0.30	0.0021	10.66	36.2	0.55	1.52	-1.3	7

I_z	Δs (in.)	Depth (ft)	AvgQt (tsf)	AvgFs (tsf)	AvgRf (%)	AvgUd (ft)	SBT
0.30	0.0027	10.83	30	0.64	2.14	-1.2	6
0.30	0.0031	10.99	25.1	0.62	2.48	0.2	6
0.30	0.0032	11.15	24.9	0.51	2.05	1.9	6
0.31	0.0035	11.32	23.8	0.38	1.6	4.2	6
0.31	0.0036	11.48	22.1	0.36	1.63	6.6	6
0.31	0.0038	11.65	22.2	0.36	1.63	10.7	6
0.31	0.0031	11.81	26.4	0.32	1.22	13.7	6
0.31	0.0022	11.97	36.4	0.34	0.94	5.4	7
0.32	0.0019	12.14	46.1	0.39	0.85	-0.6	7
0.32	0.0015	12.3	55.7	0.43	0.77	-1.3	8
0.32	0.0014	12.47	61.4	0.42	0.69	-1.1	8
0.32	0.0013	12.63	62.5	0.5	0.8	-1.1	8
0.32	0.0014	12.8	62.6	0.61	0.98	-1.1	8
0.33	0.0015	12.96	58.1	0.66	1.14	-1	7
0.33	0.0016	13.12	53.6	0.65	1.22	-1.1	7
0.33	0.0017	13.29	54.5	0.59	1.09	-1.2	7
0.33	0.0016	13.45	54.6	0.66	1.21	-1.1	7
0.33	0.0019	13.62	47.6	0.71	1.5	-1.1	7
0.34	0.0019	13.78	46.1	0.71	1.55	-1.2	7
0.34	0.0018	13.94	49.6	0.71	1.44	-1.1	7
0.34	0.0019	14.11	49.8	0.65	1.31	-1.1	7
0.34	0.0017	14.27	51.4	0.54	1.05	-1.1	7
0.34	0.0017	14.44	54.9	0.58	1.06	-1.2	7
0.35	0.0017	14.6	53.6	0.69	1.29	-1.2	7
0.35	0.0018	14.76	50.8	0.76	1.5	-1.1	7
0.35	0.0020	14.93	49.2	0.68	1.39	-1	7
0.35	0.0018	15.09	50.3	0.7	1.4	-1.1	7
0.36	0.0020	15.26	49.9	0.6	1.21	-1.2	7

I_z	Δs (in.)	Depth (ft)	AvgQt (tsf)	AvgFs (tsf)	AvgRf (%)	AvgUd (ft)	SBT
0.36	0.0018	15.42	50.3	0.57	1.14	-0.9	7
0.36	0.0017	15.58	53.5	0.57	1.07	-0.8	7
0.36	0.0018	15.75	55.2	0.62	1.13	-0.9	7
0.36	0.0017	15.91	54.4	0.6	1.11	-0.9	7
0.37	0.0019	16.08	53.7	0.81	1.51	-0.6	7
0.37	0.0018	16.24	51.6	0.78	1.52	-0.6	7
0.37	0.0020	16.4	47.5	0.79	1.67	-1	7
0.37	0.0023	16.57	45.3	0.9	1.99	-1	6
0.37	0.0023	16.73	41.8	0.88	2.11	-0.4	6
0.38	0.0028	16.9	37.2	0.85	2.29	1	6
0.38	0.0026	17.06	37.9	0.85	2.25	3.3	6
0.38	0.0023	17.22	42.4	0.66	1.56	2.3	7
0.38	0.0020	17.39	53.4	0.61	1.14	2.8	7
0.38	0.0018	17.55	54.9	0.53	0.97	-0.3	7
0.39	0.0019	17.72	55.2	0.68	1.24	-0.5	7
0.39	0.0021	17.88	47.5	0.84	1.77	-0.4	7
0.39	0.0024	18.04	42.2	0.85	2.02	0.2	6
0.39	0.0028	18.21	39.1	0.77	1.97	0.3	6
0.39	0.0024	18.37	43.2	0.55	1.27	-0.4	7
0.40	0.0022	18.54	49.3	0.48	0.98	0.4	7
0.40	0.0020	18.7	51.6	0.48	0.93	-0.4	7
0.40	0.0018	18.86	57.4	0.54	0.94	-0.4	7
0.40	0.0019	19.03	59.6	0.48	0.81	-0.3	8
0.41	0.0018	19.19	58.8	0.51	0.87	-0.2	8
0.41	0.0022	19.36	50.8	0.59	1.16	-0.3	7
0.41	0.0025	19.52	43.2	0.73	1.69	-0.3	7
0.41	0.0030	19.68	35.5	0.72	2.03	-0.3	6
0.41	0.0036	19.85	31.9	0.71	2.23	1.4	6

I_z	Δs (in.)	Depth (ft)	AvgQt (tsf)	AvgFs (tsf)	AvgRf (%)	AvgUd (ft)	SBT
0.42	0.0036	20.01	29.8	0.49	1.65	4.9	6
0.42	0.0043	20.18	26.5	0.5	1.89	9.5	6
0.42	0.0040	20.34	27.1	0.48	1.78	12.8	6
0.42	0.0042	20.51	27.4	0.43	1.57	15.9	6
0.42	0.0039	20.67	28.1	0.37	1.32	18.2	6
0.43	0.0039	20.83	28.5	0.37	1.3	20.5	6
0.43	0.0041	21	28.4	0.41	1.45	22.3	6
0.43	0.0037	21.16	30.5	0.42	1.38	24	6
0.43	0.0048	21.33	25	0.41	1.64	25.2	6
0.43	0.0045	21.49	24.8	0.4	1.61	26.3	6
0.44	0.0036	21.65	31	0.43	1.39	27.3	6
0.44	0.0041	21.82	29.4	0.63	2.15	11.8	6
0.44	0.0041	21.98	28	0.54	1.93	15.9	6
0.44	0.0035	22.15	35.3	0.65	1.85	21.8	6
0.44	0.0038	22.31	30.1	0.56	1.86	10.9	6
0.45	0.0042	22.47	27.4	0.47	1.72	13.9	6
0.45	0.0046	22.64	26.8	0.41	1.53	15.4	6
0.45	0.0039	22.8	30.1	0.44	1.47	17	6
0.45	0.0043	22.97	29.3	0.44	1.5	18.2	6
0.45	0.0036	23.13	33	0.51	1.55	19.6	6
0.46	0.0030	23.29	39	0.55	1.42	12.3	7
0.46	0.0027	23.46	47.3	0.59	1.25	8.1	7
0.46	0.0022	23.62	53.6	0.76	1.42	2.5	7
0.46	0.0025	23.79	51.8	0.87	1.68	0.4	7
0.47	0.0024	23.95	49.8	0.94	1.89	1.2	7
0.47	0.0024	24.11	50.9	1.15	2.27	0.3	6
0.47	0.0028	24.28	46.3	1.08	2.34	0.3	6
0.47	0.0028	24.44	44.2	1.12	2.54	1.3	6

I_z	Δs (in.)	Depth (ft)	AvgQt (tsf)	AvgFs (tsf)	AvgRf (%)	AvgUd (ft)	SBT
0.47	0.0032	24.61	40.4	0.85	2.11	2.6	6
0.48	0.0028	24.77	44.4	0.87	1.96	3	6
0.48	0.0026	24.93	48.2	0.74	1.54	1.1	7
0.48	0.0023	25.1	58.3	0.68	1.17	0.4	7
0.48	0.0019	25.26	66.4	0.59	0.89	-0.2	8
0.48	0.0016	25.43	82.7	0.9	1.09	-0.4	8
0.49	0.0014	25.59	90.8	1.38	1.52	0	7
0.49	0.0011	25.75	118	0.02	0.02	0.3	9
0.49	0.0007	25.92	202.1	0.02	0.01	1.1	10
SUM=	**0.4230**						

				ConeTec	Inc.	-	CPT	Interpretation	
C1	0.9290	for Df =	3.00	Interpretati	Output	-	Release	1.00.18	
C2	1.5000	for 40 yrs		Run	No:	99-0525-1349-4518			
C3	1.7500			Job	No:	99-315			
Δp	1.6950	ksf		Client:	Stone	&	Webster	Engineering	
α	5.0000			Project:	Private	Fuel	Storage	Faclity	
				Site:	CPT-18				
I_z	Δs (in.)			Depth (ft)	AvgQt (tsf)	AvgFs (tsf)	AvgRf (%)	AvgUd (ft)	SBT
				2.95	16.7	0.14	0.84	-0.8	6
0.20	0.0034			3.12	16.1	0.23	1.43	-1.1	6
0.20	0.0030			3.28	17.3	0.2	1.16	-1.2	6
0.21	0.0032			3.44	16.7	0.27	1.62	-1.1	6
0.21	0.0035			3.61	16.5	0.32	1.94	-1.1	6
0.21	0.0034			3.77	16	0.32	2.01	-1.8	5
0.21	0.0034			3.94	17.3	0.37	2.15	-5.8	5
0.21	0.0030			4.1	18.4	0.39	2.13	-2.1	6
0.22	0.0037			4.27	16.3	0.38	2.34	-1.1	5
0.22	0.0034			4.43	16.5	0.37	2.24	-2.1	5
0.22	0.0037			4.59	15.6	0.37	2.38	-6.8	5
0.22	0.0038			4.76	15.9	0.4	2.52	-6.5	5
0.22	0.0037			4.92	15.8	0.37	2.35	-6.7	5
0.23	0.0042			5.09	14.9	0.35	2.35	-7.2	5
0.23	0.0041			5.25	14.4	0.32	2.23	-6.8	5
0.23	0.0044			5.41	13.7	0.3	2.19	-4.3	5
0.23	0.0051			5.58	12.6	0.29	2.3	-1.1	5
0.23	0.0046			5.74	13.1	0.34	2.6	-0.8	5
0.24	0.0049			5.91	13.3	0.31	2.34	-0.6	5
0.24	0.0038			6.07	16.3	0.34	2.09	-4.4	5

$\Sigma \Delta s = 0.5173$

SBT > 5

$\Sigma \Delta s = .5173 - .1270 - .0084 - .010 =$
0.3719

I_z	Δs (in.)		Depth (ft)	AvgQt (tsf)	AvgFs (tsf)	AvgRf (%)	AvgUd (ft)	SBT
0.24	0.0045		6.23	14	0.33	2.36	1.1	5
0.24	0.0047		6.4	14.3	0.35	2.46	6.3	5
0.25	0.0044		6.56	14.5	0.3	2.08	9.8	5
0.25	0.0046		6.73	14.8	0.32	2.17	18.2	5
0.25	0.0042		6.89	15.2	0.31	2.04	18.9	5
0.25	0.0048		7.05	13.6	0.29	2.13	17.5	5
0.25	0.0056		7.22	12.4	0.26	2.11	18.6	5
0.26	0.0046		7.38	14.3	0.26	1.82	22.2	5
0.26	0.0052		7.55	13.7	0.25	1.83	19.1	5
0.26	0.0050		7.71	13.4	0.26	1.95	15.3	5
0.26	0.0048		7.87	14	0.28	2.01	9.9	5
0.26	0.0045		8.04	16.3	0.32	1.97	9.1	5
0.27	0.0044		8.2	15.8	0.33	2.09	6.8	5
0.27	0.0048		8.37	15.5	0.36	2.33	2.6	5
0.27	0.0049		8.53	14.3	0.34	2.38	1.6	5
0.27	0.0054		8.69	13.1	0.33	2.53	1.4	5
0.27	0.0064		8.86	11.8	0.29	2.47	-1.5	5
0.28	0.0068		9.02	10.5	0.43	4.09	-1.2	3
0.28	0.0062		9.19	12.3	0.37	3.01	-1.2	4
0.28	0.0060		9.35	12.2	0.34	2.8	-1.5	5
0.28	0.0062		9.51	11.9	0.34	2.85	-1.6	5
0.28	0.0059		9.68	13.3	0.39	2.94	-1.6	5
0.29	0.0048	$\Sigma = 0.1270$	9.84	15.5	0.42	2.72	1.8	5
0.29	0.0045		10.01	17.6	0.43	2.45	2.7	5
0.29	0.0035		10.17	21.7	0.44	2.03	1.8	6
0.29	0.0029		10.33	26.4	0.41	1.55	-1.8	6
0.30	0.0025		10.5	31.9	0.35	1.1	-1.8	7
0.30	0.0020		10.66	38.4	0.32	0.84	-1.5	7

I_z	Δs (in.)		Depth (ft)	AvgQt (tsf)	AvgFs (tsf)	AvgRf (%)	AvgUd (ft)	SBT
0.30	0.0021		10.83	39.1	0.37	0.95	-1.5	7
0.30	0.0021		10.99	36.4	0.48	1.32	-1.7	7
0.30	0.0023		11.15	34.3	0.53	1.55	-1.7	6
0.31	0.0025		11.32	33.6	0.59	1.76	-1.6	6
0.31	0.0027		11.48	29	0.59	2.04	-1.4	6
0.31	0.0034		11.65	25.2	0.56	2.23	-1.3	6
0.31	0.0033		11.81	24.6	0.54	2.2	-2.4	6
0.31	0.0034		11.97	23.8	0.51	2.15	-1.1	6
0.32	0.0040		12.14	21.7	0.52	2.4	5.5	6
0.32	0.0040		12.3	20.6	0.66	3.21	11.7	5
0.32	0.0044	Σ = .0084	12.47	20.2	0.61	3.03	14.9	5
0.32	0.0032		12.63	26.1	0.52	2	-1.3	6
0.32	0.0042		12.8	21.3	0.27	1.27	-1.3	6
0.33	0.0027		12.96	30.8	0.32	1.04	-1.1	7
0.33	0.0018		13.12	48.4	0.35	0.72	-1.2	7
0.33	0.0016		13.29	57.4	0.35	0.61	-1.1	8
0.33	0.0017		13.45	49.4	0.34	0.69	-1.2	7
0.33	0.0022		13.62	41.5	0.31	0.75	-1.2	7
0.34	0.0022		13.78	39.7	0.5	1.26	-1.2	7
0.34	0.0023		13.94	38.4	0.58	1.51	-1.3	7
0.34	0.0025		14.11	37.9	0.61	1.61	-1.3	7
0.34	0.0023		14.27	39	0.56	1.44	-1	7
0.34	0.0026		14.44	36	0.67	1.87	-1.1	6
0.35	0.0028		14.6	32.2	0.78	2.43	0.3	6
0.35	0.0031		14.76	29.3	0.74	2.53	4.9	6
0.35	0.0029		14.93	32.8	0.72	2.2	8	6
0.35	0.0024		15.09	38.5	0.68	1.77	5.3	6
0.36	0.0020		15.26	48.3	0.6	1.24	-1.9	7

I_z	Δs (in.)	Depth (ft)	AvgQt (tsf)	AvgFs (tsf)	AvgRf (%)	AvgUd (ft)	SBT
0.36	0.0017	15.42	55.5	0.43	0.78	-1.3	8
0.36	0.0017	15.58	53.8	0.39	0.73	-1.2	8
0.36	0.0020	15.75	50.8	0.33	0.65	-1.4	8
0.36	0.0020	15.91	46.8	0.46	0.99	-1	7
0.37	0.0022	16.08	45.7	0.77	1.69	-1	7
0.37	0.0022	16.24	42.5	0.82	1.93	-1	6
0.37	0.0021	16.4	45.4	0.68	1.5	-1.3	7
0.37	0.0023	16.57	45	0.68	1.51	-0.8	7
0.37	0.0025	16.73	39.2	0.79	2.02	-0.9	6
0.38	0.0032	16.9	31.9	0.89	2.8	0.4	5
0.38	0.0029	17.06	33.6	0.84	2.51	1.9	6
0.38	0.0032	17.22	31	0.75	2.43	-0.4	6
0.38	0.0038	17.39	27.5	0.71	2.58	1.9	6
0.38	0.0035	17.55	28.1	0.64	2.28	5.1	6
0.39	0.0038	17.72	28.3	0.59	2.09	8.1	6
0.39	0.0040	17.88	25.4	0.55	2.17	10.6	6
0.39	0.0040	18.04	25	0.51	2.05	13.6	6
0.39	0.0043	18.21	25.4	0.5	1.97	15.2	6
0.39	0.0037	18.37	27.9	0.52	1.87	16.3	6
0.40	0.0039	18.54	28.1	0.49	1.75	11.5	6
0.40	0.0035	18.7	29.6	0.56	1.89	10.1	6
0.40	0.0036	18.86	28.9	0.71	2.47	-0.6	6
0.40	0.0037	19.03	30.3	0.58	1.92	1.2	6
0.41	0.0029	19.19	36.1	0.57	1.58	-2.6	6
0.41	0.0031	19.36	35.7	0.61	1.71	-1.1	6
0.41	0.0030	19.52	35.1	0.58	1.65	-0.7	6
0.41	0.0028	19.68	38.7	0.46	1.19	-2.2	7
0.41	0.0033	19.85	34.6	0.38	1.1	-0.6	7

I_z	Δs (in.)		Depth (ft)	AvgQt (tsf)	AvgFs (tsf)	AvgRf (%)	AvgUd (ft)	SBT
0.42	0.0035		20.01	30.7	0.45	1.47	-0.6	6
0.42	0.0042		20.18	27.3	0.53	1.94	-0.7	6
0.42	0.0044		20.34	24.9	0.56	2.26	2.3	6
0.42	0.0046		20.51	25	0.52	2.08	9.2	6
0.42	0.0048		20.67	22.8	0.49	2.16	17.9	6
0.43	0.0050		20.83	21.9	0.47	2.15	23	6
0.43	0.0054		21	21.8	0.43	1.98	28.5	6
0.43	0.0051		21.16	21.7	0.39	1.8	33.3	6
0.43	0.0053		21.33	22.6	0.41	1.82	37.4	6
0.43	0.0046		21.49	24.3	0.41	1.69	40.4	6
0.44	0.0045		21.65	25	0.44	1.76	42.5	6
0.44	0.0059		21.82	20.6	0.43	2.09	26.6	6
0.44	0.0054		21.98	21	0.4	1.91	28.4	6
0.44	0.0051		22.15	23.8	0.8	3.37	29.8	5
0.44	0.0049	$\Sigma = .0100$	22.31	23.5	0.7	2.98	33.5	5
0.45	0.0038		22.47	30.2	0.71	2.35	19.4	6
0.45	0.0051		22.64	24.1	0.53	2.21	25.6	6
0.45	0.0056		22.8	21	0.41	1.95	29.2	6
0.45	0.0061		22.97	20.5	0.31	1.52	32.1	6
0.45	0.0052		23.13	22.6	0.35	1.55	33.5	6
0.46	0.0049		23.29	24	0.45	1.88	35.1	6
0.46	0.0042		23.46	30.3	0.53	1.76	34.5	6
0.46	0.0037		23.62	32.2	0.6	1.87	21.5	6
0.46	0.0032		23.79	40	0.64	1.6	15.7	7
0.47	0.0023		23.95	53.2	0.54	1.02	0.3	7
0.47	0.0023		24.11	52.7	0.55	1.05	0.2	7
0.47	0.0026		24.28	49.1	0.83	1.7	-0.2	7
0.47	0.0028		24.44	43.9	0.98	2.24	0.4	6

I_z	Δs (in.)	Depth (ft)	AvgQt (tsf)	AvgFs (tsf)	AvgRf (%)	AvgUd (ft)	SBT
0.47	0.0028	24.61	47.1	1.15	2.45	0.2	6
0.48	0.0027	24.77	45.9	1.17	2.56	-0.5	6
0.48	0.0031	24.93	40.5	1.08	2.67	-0.2	6
0.48	0.0026	25.1	50.5	0.98	1.95	-1.2	7
0.48	0.0022	25.26	56.3	0.86	1.53	-0.4	7
0.48	0.0021	25.43	64.5	0.78	1.21	-0.4	7
0.49	0.0017	25.59	73.2	0.59	0.81	-0.6	8
0.49	0.0017	25.75	74.4	0.5	0.67	1.4	8
0.49	0.0015	25.92	90	0.64	0.71	1.2	8
0.49	0.0012	26.08	109.3	1	0.92	1.4	8
0.49	0.0010	26.25	139	1.29	0.93	1.2	9
0.50	0.0009	26.41	151	1.49	0.99	1.3	9
0.50	0.0008	26.57	170.8	0.02	0.01	1.4	9
0.50	0.0007	26.74	208.4	0.02	0.01	1.9	10

SUM= 0.5173

				ConeTec	Inc.	-	CPT	Interpretation	
C1	0.9290	for Df =	3.00	Interpretat	Output	-	Release	1.00.18	
C2	1.5000	for 40 yrs		Run	No:	99-0525-1349-4556			
C3	1.7500			Job	No:	99-315			
Δp	1.6950	ksf		Client:	Stone	&	Webster	Engineering	
α	5.0000			Project:	Private	Fuel	Storage	Faclity	
				Site:	CPT-19				
I_z	Δs			Depth	AvgQt	AvgFs	AvgRf	AvgUd	SBT
	(in.)			(ft)	(tsf)	(tsf)	(%)	(ft)	
				2.95	36.7	0.63	1.72	-1.2	6
0.20	0.0020			3.12	27.3	0.15	0.55	-0.8	7
0.20	0.0020			3.28	26.4	0.08	0.3	-0.6	7
0.21	0.0017			3.44	32.1	0.27	0.84	-0.4	7
0.21	0.0017			3.61	34	0.47	1.39	-0.3	7
0.21	0.0017			3.77	31.7	0.53	1.68	-0.5	6
0.21	0.0020			3.94	28.6	0.45	1.58	-0.6	6
0.21	0.0025			4.1	22	0.36	1.64	-0.4	6
0.22	0.0026			4.27	22.5	0.36	1.61	-0.5	6
0.22	0.0022			4.43	25.2	0.37	1.47	-0.4	6
0.22	0.0024			4.59	23.4	0.35	1.5	-0.3	6
0.22	0.0028			4.76	21.5	0.29	1.35	-0.9	6
0.22	0.0030			4.92	19.3	0.26	1.35	-1.1	6
0.23	0.0030			5.09	20.9	0.27	1.3	-0.6	6
0.23	0.0029			5.25	20.1	0.29	1.45	-0.4	6
0.23	0.0033			5.41	18.3	0.24	1.32	-0.3	6
0.23	0.0034			5.58	19.1	0.25	1.31	-1	6
0.23	0.0036			5.74	17	0.26	1.53	-2.1	6
0.24	0.0041			5.91	15.8	0.27	1.71	-0.2	6
0.24	0.0039			6.07	16	0.15	0.94	-1	6

$\Sigma \Delta s = 0.3901$

I_z	Δs (in.)	Depth (ft)	AvgQt (tsf)	AvgFs (tsf)	AvgRf (%)	AvgUd (ft)	SBT
0.24	0.0039	6.23	16.1	0.12	0.75	-0.9	6
0.24	0.0042	6.4	15.8	0.19	1.2	-0.5	6
0.25	0.0037	6.56	17.4	0.17	0.98	-0.9	6
0.25	0.0040	6.73	17	0.23	1.35	-0.6	6
0.25	0.0034	6.89	18.8	0.3	1.6	3.1	6
0.25	0.0035	7.05	18.5	0.3	1.63	12.3	6
0.25	0.0039	7.22	18.1	0.33	1.83	16.8	6
0.26	0.0033	7.38	20.1	0.31	1.54	13.5	6
0.26	0.0035	7.55	20.2	0.33	1.64	18	6
0.26	0.0033	7.71	20.4	0.31	1.52	20.4	6
0.26	0.0032	7.87	21.3	0.34	1.6	23.1	6
0.26	0.0029	8.04	24.8	0.38	1.54	24.4	6
0.27	0.0028	8.2	24.2	0.39	1.62	25.9	6
0.27	0.0033	8.37	22.7	0.37	1.63	31.5	6
0.27	0.0030	8.53	23.5	0.33	1.41	35.5	6
0.27	0.0030	8.69	23.5	0.32	1.36	41.3	6
0.27	0.0031	8.86	24.5	0.34	1.39	45.5	6
0.28	0.0029	9.02	24.4	0.45	1.85	32.6	6
0.28	0.0035	9.19	22	0.47	2.14	36.6	6
0.28	0.0032	9.35	22.8	0.44	1.94	18	6
0.28	0.0033	9.51	22.2	0.4	1.8	26.6	6
0.28	0.0034	9.68	23.2	0.36	1.56	26.8	6
0.29	0.0033	9.84	22.2	0.34	1.54	28.4	6
0.29	0.0036	10.01	22.1	0.32	1.45	28.6	6
0.29	0.0032	10.17	23.5	0.31	1.32	32.4	6
0.29	0.0033	10.33	22.7	0.3	1.33	39	6
0.30	0.0035	10.5	23.5	0.35	1.49	43.2	6
0.30	0.0030	10.66	25.3	0.33	1.31	46.7	6

I_z	Δs (in.)	Depth (ft)	AvgQt (tsf)	AvgFs (tsf)	AvgRf (%)	AvgUd (ft)	SBT
0.30	0.0029	10.83	28.1	0.37	1.32	45.9	6
0.30	0.0034	10.99	23.2	0.3	1.3	10.3	6
0.30	0.0031	11.15	25.3	0.33	1.31	8	6
0.31	0.0022	11.32	38.5	0.31	0.81	3.4	7
0.31	0.0018	11.48	44.7	0.28	0.63	0.4	7
0.31	0.0017	11.65	50.9	0.24	0.47	-0.5	8
0.31	0.0013	11.81	63.9	0.25	0.39	-1.2	8
0.31	0.0013	11.97	64	0.34	0.53	-1.3	8
0.32	0.0013	12.14	65.3	0.44	0.68	-1.3	8
0.32	0.0013	12.3	65.3	0.44	0.68	-1.5	8
0.32	0.0015	12.47	58.8	0.42	0.72	-1.2	8
0.32	0.0015	12.63	55.9	0.36	0.65	-1.4	8
0.32	0.0017	12.8	51.9	0.31	0.6	-1.2	8
0.33	0.0018	12.96	48.2	0.29	0.6	-1.2	8
0.33	0.0017	13.12	48.7	0.28	0.58	-1.4	8
0.33	0.0020	13.29	44.6	0.26	0.58	-1.1	7
0.33	0.0023	13.45	37.7	0.33	0.88	-1.1	7
0.33	0.0027	13.62	33.7	0.42	1.25	-1	7
0.34	0.0030	13.78	29.4	0.55	1.87	-0.7	6
0.34	0.0029	13.94	30.4	0.55	1.81	1.1	6
0.34	0.0022	14.11	42.8	0.3	0.7	3.1	7
0.34	0.0014	14.27	64.6	0.35	0.54	-1.2	8
0.34	0.0011	14.44	88.3	0.48	0.55	-0.8	8
0.35	0.0009	14.6	94.7	0.59	0.62	-1.1	8
0.35	0.0011	14.76	80.3	0.57	0.71	-1.1	8
0.35	0.0015	14.93	64.5	0.46	0.72	-1.1	8
0.35	0.0016	15.09	58.4	0.42	0.72	-1.1	8
0.36	0.0019	15.26	52.3	0.45	0.86	-1.2	7

I_z	Δs (in.)	Depth (ft)	AvgQt (tsf)	AvgFs (tsf)	AvgRf (%)	AvgUd (ft)	SBT
0.36	0.0020	15.42	46.4	0.67	1.45	-1.1	7
0.36	0.0022	15.58	41.5	0.73	1.76	-0.7	7
0.36	0.0022	15.75	45.1	0.88	1.96	0.6	6
0.36	0.0019	15.91	50.3	1.01	2.01	0.3	6
0.37	0.0021	16.08	47.9	0.96	2.01	0.9	6
0.37	0.0017	16.24	56	0.74	1.32	1.9	7
0.37	0.0016	16.4	61.1	0.72	1.18	0.1	7
0.37	0.0017	16.57	61.4	0.89	1.45	0	7
0.37	0.0016	16.73	60.4	0.97	1.61	0.3	7
0.38	0.0015	16.9	69.9	0.81	1.16	-0.3	8
0.38	0.0014	17.06	70.9	0.58	0.82	-0.7	8
0.38	0.0016	17.22	61.1	0.65	1.07	-1.1	7
0.38	0.0022	17.39	48	0.69	1.44	-0.8	7
0.38	0.0025	17.55	39.5	0.81	2.05	-0.4	6
0.39	0.0027	17.72	39.1	0.86	2.21	0.3	6
0.39	0.0025	17.88	39.5	0.7	1.78	3.5	6
0.39	0.0025	18.04	40.1	0.69	1.72	4.2	7
0.39	0.0025	18.21	43.8	0.68	1.56	0.8	7
0.39	0.0023	18.37	44.7	0.67	1.5	0.3	7
0.40	0.0023	18.54	46.7	0.64	1.37	0.1	7
0.40	0.0021	18.7	48.2	0.52	1.08	-0.3	7
0.40	0.0020	18.86	50.9	0.35	0.69	-0.6	8
0.40	0.0023	19.03	47.3	0.24	0.51	-0.4	8
0.41	0.0022	19.19	47.5	0.26	0.55	-0.5	8
0.41	0.0023	19.36	48.5	0.37	0.76	-0.4	7
0.41	0.0022	19.52	48.4	0.45	0.93	-0.4	7
0.41	0.0022	19.68	49.1	0.61	1.24	-0.3	7
0.41	0.0021	19.85	54	0.59	1.1	-0.3	7

I_z	Δs (in.)	Depth (ft)	AvgQt (tsf)	AvgFs (tsf)	AvgRf (%)	AvgUd (ft)	SBT
0.42	0.0020	20.01	53.7	0.57	1.06	-0.1	7
0.42	0.0022	20.18	53.1	0.43	0.81	-0.4	7
0.42	0.0020	20.34	53.6	0.39	0.73	-0.5	8
0.42	0.0021	20.51	54.9	0.49	0.9	-0.5	7
0.42	0.0020	20.67	55.2	0.51	0.93	-0.4	7
0.43	0.0021	20.83	52.3	0.42	0.81	-0.5	7
0.43	0.0024	21	49.4	0.35	0.71	-0.4	7
0.43	0.0025	21.16	45.2	0.32	0.71	-0.6	7
0.43	0.0030	21.33	39.7	0.45	1.14	-0.3	7
0.43	0.0031	21.49	35.8	0.57	1.59	-0.1	6
0.44	0.0032	21.65	35.1	0.59	1.69	0.4	6
0.44	0.0035	21.82	34.8	0.62	1.79	2.5	6
0.44	0.0034	21.98	33.4	0.64	1.92	8.6	6
0.44	0.0037	22.15	33	0.64	1.94	12.8	6
0.44	0.0035	22.31	32.7	0.61	1.87	12.9	6
0.45	0.0036	22.47	32.1	0.57	1.78	15.9	6
0.45	0.0037	22.64	33.2	0.51	1.54	19.3	6
0.45	0.0029	22.8	40.2	0.62	1.55	21.9	7
0.45	0.0033	22.97	37.9	0.52	1.38	3	7
0.45	0.0029	23.13	41.2	0.62	1.51	4.9	7
0.46	0.0029	23.29	40.8	0.66	1.62	1.7	7
0.46	0.0038	23.46	33.4	0.58	1.74	1.9	6
0.46	0.0034	23.62	35	0.52	1.49	4.2	7
0.46	0.0032	23.79	39.4	0.52	1.32	2.3	7
0.47	0.0030	23.95	40.5	0.7	1.73	1.9	7
0.47	0.0033	24.11	36.8	0.64	1.74	2	6
0.47	0.0033	24.28	39.1	0.68	1.75	3.3	6
0.47	0.0026	24.44	46.4	0.71	1.53	2.4	7

I_z	Δs (in.)	Depth (ft)	AvgQt (tsf)	AvgFs (tsf)	AvgRf (%)	AvgUd (ft)	SBT
0.47	0.0030	24.61	43.8	0.85	1.95	1.6	6
0.48	0.0029	24.77	43	0.96	2.24	2.1	6
0.48	0.0026	24.93	47	0.8	1.71	3.3	7
0.48	0.0026	25.1	50.8	0.84	1.66	2.6	7
0.48	0.0028	25.26	44.9	0.83	1.85	1.2	7
0.48	0.0031	25.43	43.1	0.84	1.95	1.4	6
0.49	0.0024	25.59	53.1	0.71	1.34	-0.1	7
0.49	0.0023	25.75	54.9	0.63	1.15	-1.8	7
0.49	0.0023	25.92	59.1	0.68	1.15	-1.1	7
0.49	0.0020	26.08	64.9	0.57	0.88	-0.5	8
0.49	0.0017	26.25	79.3	0.62	0.78	-0.7	8
0.50	0.0014	26.41	90.7	0.62	0.69	-0.7	8
0.50	0.0016	26.57	82.7	0.75	0.91	-0.7	8
0.50	0.0017	26.74	81.8	0.9	1.1	-0.7	8
0.50	0.0017	26.9	77.1	1.21	1.57	-0.5	7
0.50	0.0020	27.07	68.8	1.39	2.03	-0.5	7
0.51	0.0017	27.23	78.6	1.31	1.67	-0.2	7
0.51	0.0014	27.39	91.9	1.17	1.28	-0.8	8
0.51	0.0015	27.56	91.9	0.84	0.92	-0.9	8
0.51	0.0016	27.72	83.7	0.8	0.96	-1.1	8
0.52	0.0017	27.89	81.9	0.7	0.86	-1	8
0.52	0.0016	28.05	82.5	0.73	0.89	-1.1	8
0.52	0.0015	28.21	91.1	0.88	0.97	-0.6	8
0.52	0.0011	28.38	124.9	1.2	0.96	-0.4	8
0.52	0.0009	28.54	155	1.39	0.9	-0.5	9
0.53	0.0009	28.71	164.2	0.02	0.01	-0.4	9
0.53	0.0008	28.87	180.9	0.02	0.01	-0.4	9
SUM=	0.3901						

				ConeTec	Inc.	-	CPT	Interpretation	
C1	0.9290	for Df =	3.00	Interpretat	Output	-	Release	1.00.18	
C2	1.5000	for 40 yrs		Run	No:	99-0525-1349-4600			
C3	1.7500			Job	No:	99-315			
Δp	1.6950	ksf		Client:	Stone	&	Webster	Engineering	
α	5.0000			Project:	Private	Fuel	Storage	Faclity	
				Site:	CPT-20				
I_z	Δs			Depth	AvgQt	AvgFs	AvgRf	AvgUd	SBT
	(in.)			(ft)	(tsf)	(tsf)	(%)	(ft)	
				2.95	29.8	0.72	2.42	-0.8	6
0.20	0.0018			3.12	30	0.77	2.58	-0.8	6
0.20	0.0020			3.28	27	0.58	2.16	-1.1	6
0.21	0.0027			3.44	20	0.39	1.95	-3.5	6
0.21	0.0038			3.61	14.9	0.24	1.61	-1	6
0.21	0.0041			3.77	13.2	0.17	1.3	-1.6	6
0.21	0.0044			3.94	13.3	0.11	0.83	-0.7	6
0.21	0.0031			4.1	18.1	0.07	0.39	-0.9	6
0.22	0.0031			4.27	19	0.11	0.58	-0.8	6
0.22	0.0031			4.43	18	0.13	0.72	-0.8	6
0.22	0.0033			4.59	17.2	0.13	0.76	-0.8	6
0.22	0.0036			4.76	17.2	0.19	1.1	-0.8	6
0.22	0.0032			4.92	17.9	0.23	1.28	-0.9	6
0.23	0.0034			5.09	18.6	0.29	1.56	-1	6
0.23	0.0031			5.25	19.1	0.3	1.58	-0.9	6
0.23	0.0032			5.41	18.6	0.29	1.56	-0.9	6
0.23	0.0037			5.58	17.2	0.34	1.98	-0.9	6
0.23	0.0037			5.74	16.5	0.41	2.49	-0.7	5
0.24	0.0039			5.91	16.9	0.28	1.66	-0.9	6
0.24	0.0037			6.07	16.7	0.19	1.14	-0.9	6

$\Sigma \Delta s = 0.3917''$

I_z	Δs (in.)	Depth (ft)	AvgQt (tsf)	AvgFs (tsf)	AvgRf (%)	AvgUd (ft)	SBT
0.24	0.0041	6.23	15.3	0.17	1.11	-1	6
0.24	0.0045	6.4	15	0.25	1.67	-0.9	6
0.25	0.0038	6.56	16.7	0.27	1.62	-0.9	6
0.25	0.0038	6.73	18.1	0.29	1.61	-1	6
0.25	0.0034	6.89	18.8	0.32	1.71	-1	6
0.25	0.0033	7.05	19.5	0.32	1.64	-0.8	6
0.25	0.0036	7.22	19.2	0.33	1.72	-0.6	6
0.26	0.0032	7.38	20.4	0.34	1.67	-0.9	6
0.26	0.0035	7.55	20.4	0.33	1.62	-0.8	6
0.26	0.0031	7.71	21.6	0.31	1.44	-1.7	6
0.26	0.0034	7.87	20.1	0.27	1.35	-0.8	6
0.26	0.0036	8.04	20.3	0.35	1.73	-1.2	6
0.27	0.0029	8.2	23.4	0.36	1.54	-1.2	6
0.27	0.0035	8.37	20.8	0.32	1.55	-1	6
0.27	0.0031	8.53	22.5	0.33	1.47	-0.8	6
0.27	0.0030	8.69	23.4	0.32	1.37	-1.3	6
0.27	0.0030	8.86	25	0.37	1.48	-0.9	6
0.28	0.0030	9.02	23.5	0.52	2.22	-1.4	6
0.28	0.0035	9.19	21.6	0.46	2.13	-1.3	6
0.28	0.0031	9.35	23.6	0.43	1.82	-0.8	6
0.28	0.0030	9.51	24	0.5	2.09	-0.8	6
0.28	0.0031	9.68	25.4	0.59	2.33	-0.3	6
0.29	0.0028	9.84	26.5	0.58	2.2	1.4	6
0.29	0.0029	10.01	27.6	0.56	2.04	2.9	6
0.29	0.0025	10.17	30.6	0.58	1.9	6	6
0.29	0.0025	10.33	30.7	0.6	1.96	-0.3	6
0.30	0.0025	10.5	32.3	0.49	1.52	-0.8	6
0.30	0.0021	10.66	37.2	0.36	0.97	-0.3	7

I_z	Δs (in.)	Depth (ft)	AvgQt (tsf)	AvgFs (tsf)	AvgRf (%)	AvgUd (ft)	SBT
0.30	0.0020	10.83	40.5	0.23	0.57	-0.9	7
0.30	0.0018	10.99	42.2	0.21	0.5	-1	7
0.30	0.0019	11.15	41.1	0.24	0.58	-0.9	7
0.31	0.0020	11.32	42.8	0.27	0.63	-0.8	7
0.31	0.0017	11.48	47.6	0.27	0.57	-1	8
0.31	0.0016	11.65	53.3	0.31	0.58	-0.8	8
0.31	0.0014	11.81	57.4	0.37	0.65	-0.8	8
0.31	0.0014	11.97	58.1	0.37	0.64	-1	8
0.32	0.0015	12.14	57.9	0.38	0.66	-0.9	8
0.32	0.0014	12.3	59.1	0.48	0.81	-1	8
0.32	0.0014	12.47	60.8	0.42	0.69	-0.8	8
0.32	0.0015	12.63	55.7	0.35	0.63	-0.3	8
0.32	0.0017	12.8	53	0.28	0.53	0	8
0.33	0.0017	12.96	50.5	0.3	0.6	-0.4	8
0.33	0.0019	13.12	44.6	0.37	0.83	-0.4	7
0.33	0.0022	13.29	40.8	0.4	0.98	-0.5	7
0.33	0.0019	13.45	44.3	0.46	1.04	-0.6	7
0.33	0.0016	13.62	58.2	0.46	0.79	-0.6	8
0.34	0.0011	13.78	81.6	0.5	0.61	-0.2	8
0.34	0.0009	13.94	94	0.6	0.64	-0.2	8
0.34	0.0010	14.11	97.1	0.66	0.68	-0.4	8
0.34	0.0010	14.27	88.9	0.67	0.76	-0.2	8
0.34	0.0013	14.44	73.7	0.6	0.82	-0.2	8
0.35	0.0014	14.6	63.2	0.51	0.81	-0.3	8
0.35	0.0016	14.76	55.1	0.54	0.98	-0.5	7
0.35	0.0019	14.93	50.3	0.78	1.55	-0.5	7
0.35	0.0020	15.09	46	0.96	2.09	-0.1	6
0.36	0.0020	15.26	49.8	1.14	2.29	2.8	6

I_z	Δs (in.)	Depth (ft)	AvgQt (tsf)	AvgFs (tsf)	AvgRf (%)	AvgUd (ft)	SBT
0.36	0.0019	15.42	49.9	0.89	1.79	-0.6	7
0.36	0.0016	15.58	59.2	0.96	1.63	-0.5	7
0.36	0.0015	15.75	65.7	0.66	1.01	-1.2	8
0.36	0.0015	15.91	63.2	0.56	0.89	0	8
0.37	0.0018	16.08	55.5	0.51	0.92	0	7
0.37	0.0020	16.24	46.8	0.79	1.69	0	7
0.37	0.0023	16.4	42.4	0.95	2.25	-0.1	6
0.37	0.0025	16.57	41.7	0.89	2.14	0.6	6
0.37	0.0022	16.73	44.2	0.82	1.86	-0.3	7
0.38	0.0027	16.9	38.1	0.8	2.11	0.3	6
0.38	0.0029	17.06	33.8	0.91	2.7	1.5	6
0.38	0.0028	17.22	35.7	0.85	2.39	2.3	6
0.38	0.0029	17.39	36.7	0.72	1.96	2.1	6
0.38	0.0026	17.55	38.7	0.71	1.84	0.4	6
0.39	0.0028	17.72	38.3	0.74	1.94	0.2	6
0.39	0.0029	17.88	34.4	0.74	2.15	1.4	6
0.39	0.0029	18.04	34.5	0.81	2.36	4.5	6
0.39	0.0034	18.21	31.7	0.64	2.02	1.2	6
0.39	0.0030	18.37	34.1	0.68	2	5.1	6
0.40	0.0028	18.54	38.6	0.52	1.35	0.1	7
0.40	0.0024	18.7	43.4	0.48	1.11	-0.1	7
0.40	0.0022	18.86	46.8	0.61	1.31	0	7
0.40	0.0022	19.03	51	0.51	1	0.1	7
0.41	0.0020	19.19	51.9	0.65	1.25	0	7
0.41	0.0021	19.36	54.2	0.62	1.15	-0.1	7
0.41	0.0021	19.52	51.7	0.67	1.3	-0.1	7
0.41	0.0021	19.68	51.3	0.58	1.13	0.5	7
0.41	0.0022	19.85	50.9	0.52	1.02	0.2	7

I_z	Δs (in.)	Depth (ft)	AvgQt (tsf)	AvgFs (tsf)	AvgRf (%)	AvgUd (ft)	SBT
0.42	0.0022	20.01	50	0.57	1.14	0.5	7
0.42	0.0023	20.18	51	0.67	1.32	0.5	7
0.42	0.0023	20.34	47.9	0.66	1.38	0	7
0.42	0.0025	20.51	45.7	0.54	1.19	0.1	7
0.42	0.0025	20.67	43.4	0.46	1.06	0.6	7
0.43	0.0028	20.83	40	0.56	1.4	0.6	7
0.43	0.0032	21	36.6	0.67	1.83	1.2	6
0.43	0.0031	21.16	36.2	0.71	1.96	4.2	6
0.43	0.0033	21.33	36	0.66	1.84	11.9	6
0.43	0.0032	21.49	34.7	0.61	1.76	17.8	6
0.44	0.0036	21.65	31.3	0.57	1.82	18.6	6
0.44	0.0039	21.82	30.6	0.46	1.51	22.3	6
0.44	0.0038	21.98	29.9	0.46	1.54	22.9	6
0.44	0.0035	22.15	35	1.1	3.15	26	5
0.44	0.0031	22.31	37.4	0.85	2.28	27.5	6
0.45	0.0028	22.47	41.9	0.79	1.89	1.4	6
0.45	0.0035	22.64	35.7	0.66	1.86	1.1	6
0.45	0.0038	22.8	30.4	0.67	2.21	3.9	6
0.45	0.0036	22.97	34.5	0.62	1.8	6.7	6
0.45	0.0031	23.13	38.2	0.67	1.76	8	6
0.46	0.0031	23.29	37.8	0.69	1.83	4.5	6
0.46	0.0032	23.46	39.1	0.77	1.97	8.5	6
0.46	0.0032	23.62	36.8	0.7	1.91	1.6	6
0.46	0.0034	23.79	37.4	0.82	2.2	3.1	6
0.47	0.0033	23.95	36.7	0.77	2.1	1.5	6
0.47	0.0035	24.11	34.9	0.82	2.36	4.3	6
0.47	0.0034	24.28	38.5	0.82	2.14	6.3	6
0.47	0.0033	24.44	37.1	0.72	1.94	4.9	6

I_z	Δs (in.)	Depth (ft)	AvgQt (tsf)	AvgFs (tsf)	AvgRf (%)	AvgUd (ft)	SBT
0.47	0.0033	24.61	39.4	0.67	1.71	5.7	7
0.48	0.0028	24.77	43.8	0.69	1.58	-0.5	7
0.48	0.0029	24.93	43.3	0.73	1.69	0.3	7
0.48	0.0027	25.1	48.2	0.72	1.5	0.6	7
0.48	0.0021	25.26	58.5	0.65	1.11	0	7
0.48	0.0021	25.43	64.3	0.81	1.26	0	7
0.49	0.0017	25.59	75.4	0.74	0.98	0	8
0.49	0.0016	25.75	78.6	0.73	0.93	0.4	8
0.49	0.0016	25.92	82.7	0.71	0.86	0.6	8
0.49	0.0015	26.08	83.8	0.8	0.96	0.4	8
0.49	0.0017	26.25	82.1	1.02	1.25	0.3	8
0.50	0.0016	26.41	79.6	1.25	1.57	0.1	7
0.50	0.0017	26.57	76.8	1.23	1.6	0	7
0.50	0.0020	26.74	69.1	1.15	1.67	0.4	7
0.50	0.0020	26.9	66.1	1.27	1.93	0.3	7
0.50	0.0019	27.07	72.4	1.29	1.79	0	7
0.51	0.0013	27.23	98.2	1.39	1.42	0	8
0.51	0.0011	27.39	125.5	1.35	1.08	0.5	8
0.51	0.0010	27.56	147.1	1.56	1.06	0.5	8
0.51	0.0008	27.72	172.5	2.08	1.2	0.3	8
0.52	0.0008	27.89	186.3	2.25	1.21	0.2	8
0.52	0.0006	28.05	212.6	0.02	0.01	0.4	10
0.52	0.0006	28.21	220.1	0.02	0.01	0.3	10

SUM= 0.3917

				ConeTec	Inc.	-	CPT	Interpretation	
C1	0.9290	for Df =	3.00	Interpretat	Output	-	Release	1.00.18	
C2	1.5000	for 40 yrs		Run	No:	99-0525-1349-4638			
C3	1.7500			Job	No:	99-315			
Δp	1.6950	ksf		Client:	Stone	&	Webster	Engineering	
α	5.0000			Project:	Private	Fuel	Storage	Faclity	
				Site:	CPT-21				
I_z	Δs			Depth	AvgQt	AvgFs	AvgRf	AvgUd	SBT
	(in.)			(ft)	(tsf)	(tsf)	(%)	(ft)	
				2.95	19.8	0.29	1.47	-1.5	6
0.20	0.0032			3.12	17.1	0.41	2.41	-1.6	5
0.20	0.0029			3.28	18.2	0.46	2.53	-1.7	5
0.21	0.0035			3.44	15.2	0.4	2.64	-1.3	5
0.21	0.0037			3.61	15.4	0.38	2.47	-2.9	5
0.21	0.0032			3.77	16.9	0.37	2.19	-3.8	5
0.21	0.0039			3.94	15.1	0.36	2.38	-2.5	5
0.21	0.0040	$\Sigma = 0.1935''$		4.1	14	0.3	2.14	-3.1	5
0.22	0.0046			4.27	13	0.24	1.86	-3.1	5
0.22	0.0039			4.43	14.4	0.21	1.47	-5	6
0.22	0.0043			4.59	13.2	0.22	1.68	-2.9	5
0.22	0.0047			4.76	13	0.18	1.39	-2.1	6
0.22	0.0042			4.92	13.9	0.22	1.58	-1.8	6
0.23	0.0039			5.09	15.9	0.27	1.71	-1.7	6
0.23	0.0045			5.25	13.3	0.28	2.11	-1.7	5
0.23	0.0051			5.41	11.8	0.23	1.96	-1.6	5
0.23	0.0055			5.58	11.7	0.25	2.14	-1.7	5
0.23	0.0047			5.74	13	0.27	2.09	-1.6	5
0.24	0.0049			5.91	13.3	0.39	2.94	-1.6	5
0.24	0.0046			6.07	13.4	0.38	2.84	-1.7	5

$\Sigma \Delta s = 0.4733$

SBT > 5

$\Sigma \Delta s = .4733 - .1935 = 0.2798''$

I_z	Δs (in.)	Depth (ft)	AvgQt (tsf)	AvgFs (tsf)	AvgRf (%)	AvgUd (ft)	SBT
0.24	0.0047	6.23	13.4	0.4	3	-1.6	5
0.24	0.0047	6.4	14.1	0.42	2.98	-1.8	5
0.25	0.0039	6.56	16.2	0.43	2.66	-1.7	5
0.25	0.0040	6.73	17.1	0.43	2.52	-1	5
0.25	0.0038	6.89	17	0.44	2.6	4.3	5
0.25	0.0038	7.05	17.3	0.39	2.26	7.8	5
0.25	0.0046	7.22	15.2	0.33	2.17	4.2	5
0.26	0.0044	7.38	15.1	0.31	2.05	10.3	5
0.26	0.0042	7.55	16.7	0.35	2.1	11.5	5
0.26	0.0034	7.71	19.6	0.39	2	12	6
0.26	0.0037	7.87	18.5	0.42	2.28	8.8	5
0.26	0.0039	8.04	18.7	0.43	2.31	10.7	5
0.27	0.0037	8.2	18.5	0.42	2.27	8.7	5
0.27	0.0040	8.37	18.6	0.42	2.26	8.8	5
0.27	0.0038	8.53	18.2	0.37	2.04	10.9	6
0.27	0.0042	8.69	16.9	0.39	2.31	11	5
0.27	0.0043	8.86	17.5	0.36	2.06	10.2	5
0.28	0.0042	9.02	17.2	0.36	2.09	6.5	5
0.28	0.0045	9.19	17.2	0.57	3.33	6.5	4
0.28	0.0042	9.35	17.3	0.54	3.12	5	5
0.28	0.0041	9.51	18	0.51	2.84	1.5	5
0.28	0.0050	9.68	15.6	0.49	3.15	0.6	5
0.29	0.0048	9.84	15.5	0.4	2.59	-0.1	5
0.29	0.0057	10.01	13.9	0.4	2.88	-0.2	5
0.29	0.0045	10.17	16.9	0.41	2.43	-0.1	5
0.29	0.0041	10.33	18.6	0.48	2.59	0.3	5
0.30	0.0040	10.5	20.5	0.51	2.49	2.1	5
0.30	0.0031	10.66	24.7	0.41	1.66	3.8	6

I_z	Δs (in.)	Depth (ft)	AvgQt (tsf)	AvgFs (tsf)	AvgRf (%)	AvgUd (ft)	SBT
0.30	0.0026	10.83	31.9	0.34	1.07	4.4	7
0.30	0.0021	10.99	38	0.25	0.66	0.6	7
0.30	0.0019	11.15	41.9	0.23	0.55	-0.1	7
0.31	0.0017	11.32	49	0.26	0.53	-0.3	8
0.31	0.0015	11.48	52.2	0.29	0.56	-0.5	8
0.31	0.0018	11.65	47.3	0.32	0.68	-0.8	7
0.31	0.0018	11.81	44.4	0.35	0.79	-0.8	7
0.31	0.0019	11.97	42.9	0.34	0.8	-0.8	7
0.32	0.0021	12.14	41.7	0.37	0.89	-0.8	7
0.32	0.0020	12.3	40.9	0.37	0.91	-0.9	7
0.32	0.0022	12.47	39.5	0.45	1.14	-0.8	7
0.32	0.0022	12.63	37.2	0.38	1.02	-1	7
0.32	0.0027	12.8	33.2	0.48	1.45	0	6
0.33	0.0028	12.96	30.3	0.54	1.79	-0.3	6
0.33	0.0032	13.12	26.4	0.62	2.35	0.7	6
0.33	0.0033	13.29	27.2	0.67	2.47	3.1	6
0.33	0.0029	13.45	30.1	0.55	1.83	0.6	6
0.33	0.0023	13.62	40.4	0.44	1.09	2.9	7
0.34	0.0019	13.78	45	0.35	0.78	0	7
0.34	0.0015	13.94	58.3	0.35	0.6	-0.1	8
0.34	0.0014	14.11	66.2	0.43	0.65	0	8
0.34	0.0013	14.27	65.8	0.46	0.7	-0.1	8
0.34	0.0015	14.44	63.3	0.44	0.7	0	8
0.35	0.0015	14.6	59.6	0.4	0.67	0	8
0.35	0.0017	14.76	53.5	0.35	0.66	0	8
0.35	0.0019	14.93	51.1	0.3	0.59	0	8
0.35	0.0021	15.09	43.9	0.3	0.69	0	7
0.36	0.0025	15.26	38.9	0.49	1.26	0	7

I_z	Δs (in.)	Depth (ft)	AvgQt (tsf)	AvgFs (tsf)	AvgRf (%)	AvgUd (ft)	SBT
0.36	0.0025	15.42	36.4	0.64	1.76	-0.1	6
0.36	0.0023	15.58	39.7	0.65	1.64	-0.2	7
0.36	0.0020	15.75	49.8	0.71	1.43	0.1	7
0.36	0.0021	15.91	44.6	0.72	1.62	-0.1	7
0.37	0.0022	16.08	45	1.05	2.34	0.3	6
0.37	0.0018	16.24	51.6	1.04	2.02	0.4	7
0.37	0.0015	16.4	65	0.99	1.53	-0.4	7
0.37	0.0015	16.57	66.3	0.78	1.18	0.3	7
0.37	0.0014	16.73	69.6	0.57	0.82	0.5	8
0.38	0.0017	16.9	61.3	0.53	0.87	0.6	8
0.38	0.0019	17.06	50.6	0.65	1.29	0.6	7
0.38	0.0024	17.22	41.8	0.88	2.11	0.2	6
0.38	0.0030	17.39	35.4	0.95	2.69	0.6	6
0.38	0.0028	17.55	35.9	1	2.8	1.8	6
0.39	0.0026	17.72	40.8	0.77	1.89	0.4	6
0.39	0.0023	17.88	43.6	0.9	2.07	0	6
0.39	0.0024	18.04	41.6	0.92	2.22	0.4	6
0.39	0.0028	18.21	38.3	0.92	2.41	1.4	6
0.39	0.0027	18.37	37.4	0.9	2.41	2.3	6
0.40	0.0035	18.54	31.1	0.8	2.58	1.1	6
0.40	0.0033	18.7	31.4	0.69	2.2	2.4	6
0.40	0.0029	18.86	35.7	0.66	1.85	4.3	6
0.40	0.0029	19.03	37.7	1.03	2.74	0.5	6
0.41	0.0027	19.19	38.9	0.7	1.81	0.5	6
0.41	0.0028	19.36	39.4	0.53	1.35	0	7
0.41	0.0025	19.52	41.9	0.53	1.27	0.5	7
0.41	0.0026	19.68	41.2	0.65	1.58	0.1	7
0.41	0.0028	19.85	40.8	0.77	1.89	0.7	6

I_z	Δs (in.)	Depth (ft)	AvgQt (tsf)	AvgFs (tsf)	AvgRf (%)	AvgUd (ft)	SBT
0.42	0.0026	20.01	42.2	0.8	1.9	0.7	6
0.42	0.0027	20.18	42.6	0.8	1.88	0	6
0.42	0.0027	20.34	40.6	0.82	2.02	-0.1	6
0.42	0.0029	20.51	40.7	0.76	1.87	0.5	6
0.42	0.0026	20.67	42.1	0.76	1.81	0.5	7
0.43	0.0024	20.83	45.4	0.69	1.52	0.4	7
0.43	0.0027	21	44.1	0.54	1.23	0.2	7
0.43	0.0027	21.16	40.8	0.58	1.43	0.7	7
0.43	0.0032	21.33	36.9	0.62	1.69	0.8	6
0.43	0.0035	21.49	32.4	0.75	2.32	1.4	6
0.44	0.0036	21.65	31.6	0.75	2.38	5	6
0.44	0.0040	21.82	30.3	0.68	2.25	10	6
0.44	0.0039	21.98	29.5	0.6	2.04	13.6	6
0.44	0.0045	22.15	27.1	0.56	2.07	15.5	6
0.44	0.0043	22.31	26.5	1.03	3.89	16.3	4
0.45	0.0046	22.47	25.2	0.97	3.86	19.2	4
0.45	0.0037	22.64	33.8	0.84	2.49	17.7	6
0.45	0.0036	22.8	32.5	0.78	2.4	14.8	6
0.45	0.0038	22.97	32.5	0.75	2.31	14.6	6
0.45	0.0046	23.13	25.5	0.57	2.24	6.8	6
0.46	0.0042	23.29	28.3	0.49	1.73	8.7	6
0.46	0.0036	23.46	35.1	0.58	1.66	6.6	6
0.46	0.0037	23.62	31.9	0.67	2.11	2.3	6
0.46	0.0040	23.79	31.8	0.75	2.36	3.6	6
0.47	0.0038	23.95	31.5	0.72	2.29	4.3	6
0.47	0.0032	24.11	37.3	0.8	2.15	5.4	6
0.47	0.0032	24.28	39.8	0.88	2.21	4.7	6
0.47	0.0035	24.44	34.5	0.9	2.61	3.4	6

I_z	Δs (in.)	Depth (ft)	AvgQt (tsf)	AvgFs (tsf)	AvgRf (%)	AvgUd (ft)	SBT
0.47	0.0039	24.61	33.8	0.89	2.64	5	6
0.48	0.0031	24.77	40.2	0.81	2.02	5.8	6
0.48	0.0027	24.93	45.9	0.81	1.77	6.8	7
0.48	0.0026	25.1	51.3	0.99	1.93	2.2	7
0.48	0.0026	25.26	47.7	1.18	2.48	1.1	6
0.48	0.0029	25.43	45.2	1.3	2.88	0.6	6
0.49	0.0026	25.59	47.9	1.1	2.3	0.8	6
0.49	0.0022	25.75	57.3	0.77	1.35	1.1	7
0.49	0.0022	25.92	62.6	0.65	1.04	0.9	7
0.49	0.0020	26.08	64.4	0.64	1	0.7	8
0.49	0.0021	26.25	66.2	0.88	1.33	0.6	7
0.50	0.0020	26.41	65.4	0.98	1.5	0.7	7
0.50	0.0021	26.57	61.9	1.23	1.99	0.9	7
0.50	0.0023	26.74	59.2	1.22	2.06	1.2	7
0.50	0.0019	26.9	69.7	1.21	1.74	0	7
0.50	0.0014	27.07	97.3	1.13	1.16	0.6	8
0.51	0.0012	27.23	112.7	1.07	0.95	1.1	8
0.51	0.0010	27.39	127.9	1.21	0.95	1	8
0.51	0.0010	27.56	137.3	1.41	1.03	1	8
0.51	0.0009	27.72	145.7	1.57	1.08	0.9	8
0.52	0.0009	27.89	150.5	1.71	1.14	0.9	8
0.52	0.0009	28.05	152.1	1.99	1.31	1.1	8
0.52	0.0009	28.21	156.5	1.99	1.27	1	8
0.52	0.0009	28.38	153.6	2.03	1.32	1.1	8
0.52	0.0009	28.54	151	1.84	1.22	1	8
0.53	0.0009	28.71	166	1.87	1.13	1	8
0.53	0.0008	28.87	166.7	2.23	1.33	0.8	8
0.53	0.0009	29.04	161.4	1.84	1.14	0.8	8

I_z	Δs (in.)	Depth (ft)	AvgQt (tsf)	AvgFs (tsf)	AvgRf (%)	AvgUd (ft)	SBT
0.53	0.0008	29.2	165.7	1.8	1.09	2.2	8
0.53	0.0006	29.36	223.8	1.74	0.78	2.1	9
0.54	0.0006	29.53	237.9	0.02	0.01	2.2	10
0.54	0.0005	29.69	254	0.02	0.01	2.1	10

SUM= 0.4733

				ConeTec	Inc.	-	CPT	Interpretation	
C1	0.9290	for Df =	3.00	Interpretat	Output	-	Release	1.00.18	
C2	1.5000	for 40 yrs		Run	No:	99-0525-1349-4682			
C3	1.7500			Job	No:	99-315			
Δp	1.6950	ksf		Client:	Stone	&	Webster	Engineering	
α	5.0000			Project:	Private	Fuel	Storage	Faclity	
				Site:	CPT-22				
I_z	Δs			Depth	AvgQt	AvgFs	AvgRf	AvgUd	SBT
	(in.)			(ft)	(tsf)	(tsf)	(%)	(ft)	
				2.95	21	0.5	2.39	-1.9	6
0.20	0.0025			3.12	21.8	0.31	1.43	-1.8	6
0.20	0.0025			3.28	20.9	0.34	1.63	-1.6	6
0.21	0.0023			3.44	22.9	0.36	1.58	-1.4	6
0.21	0.0024			3.61	24.3	0.38	1.57	-2.8	6
0.21	0.0023			3.77	23.8	0.37	1.56	-2.2	6
0.21	0.0031			3.94	19	0.32	1.69	-4.8	6
0.21	0.0030			4.1	18.6	0.29	1.57	-3.4	6
0.22	0.0035			4.27	17.2	0.31	1.8	-1.9	6
0.22	0.0037			4.43	15.3	0.33	2.16	-2.2	5
0.22	0.0035			4.59	16.2	0.36	2.23	-6	5
0.22	0.0033			4.76	18.8	0.43	2.29	-5.6	5
0.22	0.0034			4.92	16.9	0.41	2.43	-3.7	5
0.23	0.0040			5.09	15.4	0.35	2.27	-5.5	5
0.23	0.0044			5.25	13.4	0.28	2.1	-7.6	5
0.23	0.0056			5.41	10.6	0.19	1.79	-10.9	5
0.23	0.0062			5.58	10.3	0.2	1.94	-2.9	5
0.23	0.0045			5.74	13.4	0.23	1.72	-2	5
0.24	0.0046			5.91	14.3	0.52	3.65	-2.1	4
0.24	0.0040			6.07	15.5	0.5	3.23	-1.8	4

$\Sigma \Delta s = 0.3895"$

SBT 75

$\Sigma \Delta s = .3895 - .0643 - .0096 =$
$0.3156"$

I_z	Δs (in.)		Depth (ft)	AvgQt (tsf)	AvgFs (tsf)	AvgRf (%)	AvgUd (ft)	SBT
0.24	0.0031		6.23	20.1	0.49	2.44	-1.7	5
0.24	0.0033		6.4	20	0.49	2.45	4.3	5
0.25	0.0033		6.56	19.3	0.49	2.55	6.1	5
0.25	0.0037		6.73	18.4	0.41	2.24	9.6	5
0.25	0.0037	Σ = 0.0643	6.89	17.4	0.36	2.07	17.2	5
0.25	0.0037		7.05	17.6	0.32	1.82	22.5	6
0.25	0.0038		7.22	18.3	0.33	1.8	26.9	6
0.26	0.0034		7.38	19.3	0.38	1.97	27.4	6
0.26	0.0037		7.55	19.4	0.37	1.91	31.1	6
0.26	0.0035		7.71	19.1	0.38	1.99	31	6
0.26	0.0035		7.87	19.4	0.38	1.96	25.3	6
0.26	0.0036		8.04	20.4	0.45	2.21	21	6
0.27	0.0030		8.2	23.2	0.45	1.95	25.7	6
0.27	0.0033		8.37	22.7	0.49	2.16	30.4	6
0.27	0.0029		8.53	23.9	0.46	1.93	27.5	6
0.27	0.0032		8.69	21.8	0.47	2.16	18.4	6
0.27	0.0034		8.86	22.1	0.45	2.04	21.3	6
0.28	0.0033		9.02	21.4	0.45	2.11	25.7	6
0.28	0.0035		9.19	22.2	0.9	4.07	28.1	4
0.28	0.0033		9.35	22.1	0.78	3.53	34.5	5
0.28	0.0028	Σ = 0.0096	9.51	26.2	0.74	2.83	1.6	5
0.28	0.0033		9.68	23.9	0.56	2.34	11.1	6
0.29	0.0033		9.84	22.8	0.5	2.2	18.8	6
0.29	0.0034		10.01	23.4	0.44	1.89	22.9	6
0.29	0.0029		10.17	26.1	0.39	1.5	23	6
0.29	0.0022		10.33	33.9	0.35	1.03	13.8	7
0.30	0.0017		10.5	46.9	0.31	0.66	-0.7	7
0.30	0.0018		10.66	43.6	0.26	0.6	-1.4	7

I_z	Δs (in.)	Depth (ft)	AvgQt (tsf)	AvgFs (tsf)	AvgRf (%)	AvgUd (ft)	SBT
0.30	0.0020	10.83	40.7	0.3	0.74	-2.1	7
0.30	0.0018	10.99	44.6	0.31	0.7	-2.1	7
0.30	0.0015	11.15	52.5	0.38	0.73	-2.2	8
0.31	0.0016	11.32	51	0.41	0.81	-2.2	7
0.31	0.0017	11.48	46.5	0.45	0.97	-2.2	7
0.31	0.0019	11.65	44.5	0.48	1.08	-2.2	7
0.31	0.0018	11.81	43.7	0.57	1.31	-2.3	7
0.31	0.0020	11.97	40.5	0.67	1.66	-1.9	7
0.32	0.0023	12.14	37.5	0.78	2.09	-2.1	6
0.32	0.0024	12.3	34.2	0.76	2.23	-1.4	6
0.32	0.0029	12.47	30.7	0.87	2.84	-1.2	5
0.32	0.0027	12.63	30.8	0.55	1.79	-1.3	6
0.32	0.0031	12.8	29.1	0.5	1.72	-2.1	6
0.33	0.0031	12.96	27.1	0.47	1.74	-1.4	6
0.33	0.0035	13.12	24	0.52	2.18	0.8	6
0.33	0.0035	13.29	26.3	0.48	1.83	6.7	6
0.33	0.0029	13.45	30.2	0.47	1.56	-0.7	6
0.33	0.0027	13.62	34.2	0.45	1.32	0	7
0.34	0.0022	13.78	39.7	0.43	1.08	-1.1	7
0.34	0.0019	13.94	46.5	0.5	1.08	-1.2	7
0.34	0.0023	14.11	40	0.57	1.43	-1.7	7
0.34	0.0027	14.27	33	0.6	1.82	-1.5	6
0.34	0.0020	14.44	48	0.6	1.25	2.5	7
0.35	0.0015	14.6	60.2	0.58	0.97	-1.6	7
0.35	0.0016	14.76	55.8	0.55	0.99	-1.4	7
0.35	0.0018	14.93	52.6	0.48	0.92	-1.6	7
0.35	0.0018	15.09	50.9	0.41	0.81	-1.8	7
0.36	0.0019	15.26	50.5	0.4	0.79	-1.7	7

I_z	Δs (in.)	Depth (ft)	AvgQt (tsf)	AvgFs (tsf)	AvgRf (%)	AvgUd (ft)	SBT
0.36	0.0018	15.42	50.7	0.46	0.91	-1.8	7
0.36	0.0018	15.58	52.5	0.53	1.01	-1.6	7
0.36	0.0018	15.75	55.9	0.63	1.13	-1.7	7
0.36	0.0016	15.91	58	0.54	0.93	-1.8	7
0.37	0.0016	16.08	62.6	0.47	0.75	-1.6	8
0.37	0.0014	16.24	69.1	0.49	0.71	-1.5	8
0.37	0.0013	16.4	72.3	0.64	0.89	-1.4	8
0.37	0.0013	16.57	79.4	0.77	0.97	-1.2	8
0.37	0.0012	16.73	80.7	0.82	1.02	-1.1	8
0.38	0.0015	16.9	69.5	0.74	1.07	-1.3	8
0.38	0.0016	17.06	61.6	0.61	0.99	-1.2	7
0.38	0.0015	17.22	65.2	0.67	1.03	-1.1	8
0.38	0.0014	17.39	75.2	0.76	1.01	-1.2	8
0.38	0.0014	17.55	73.3	0.85	1.16	-1.3	8
0.39	0.0015	17.72	71.9	0.84	1.17	-1.1	8
0.39	0.0014	17.88	72.2	0.82	1.14	-1.2	8
0.39	0.0013	18.04	75.5	0.83	1.1	-1.3	8
0.39	0.0015	18.21	71.4	0.84	1.18	-1.3	8
0.39	0.0015	18.37	70.3	0.88	1.26	-1.2	7
0.40	0.0016	18.54	66.9	0.86	1.29	-1.2	7
0.40	0.0017	18.7	60.9	1.04	1.71	-1.3	7
0.40	0.0019	18.86	53.5	1.2	2.25	-0.6	6
0.40	0.0023	19.03	48.9	1.04	2.13	-0.4	6
0.41	0.0019	19.19	54.2	0.73	1.35	1.4	7
0.41	0.0018	19.36	63.2	0.53	0.84	-0.8	8
0.41	0.0016	19.52	65.1	0.51	0.79	-0.6	8
0.41	0.0015	19.68	69.4	0.54	0.78	-0.6	8
0.41	0.0018	19.85	64.1	0.57	0.89	-0.8	8

I_z	Δs (in.)	Depth (ft)	AvgQt (tsf)	AvgFs (tsf)	AvgRf (%)	AvgUd (ft)	SBT
0.42	0.0017	20.01	61.9	0.52	0.84	-0.6	8
0.42	0.0018	20.18	65.5	0.56	0.86	-0.7	8
0.42	0.0016	20.34	66.8	0.51	0.77	-0.6	8
0.42	0.0021	20.51	56.2	0.55	0.98	-0.7	7
0.42	0.0023	20.67	47.7	0.69	1.45	-0.6	7
0.43	0.0028	20.83	39	0.84	2.16	-0.5	6
0.43	0.0034	21	34.6	0.88	2.55	0.6	6
0.43	0.0033	21.16	34.1	0.79	2.32	7.9	6
0.43	0.0038	21.33	31.6	0.71	2.25	10.4	6
0.43	0.0039	21.49	28.5	0.67	2.36	15.1	6
0.44	0.0041	21.65	27.9	0.62	2.23	19.4	6
0.44	0.0044	21.82	27.5	0.58	2.11	22.4	6
0.44	0.0038	21.98	30	0.67	2.24	26.1	6
0.44	0.0036	22.15	34.3	0.66	1.93	24.6	6
0.44	0.0033	22.31	34.6	1.02	2.96	18.4	5
0.45	0.0040	22.47	28.8	0.83	2.89	18.6	5
0.45	0.0036	22.64	34.7	0.77	2.23	25.9	6
0.45	0.0034	22.8	34.6	0.74	2.14	24.6	6
0.45	0.0034	22.97	36.8	0.75	2.04	26.6	6
0.45	0.0035	23.13	33.7	0.7	2.08	29	6
0.46	0.0034	23.29	35.1	0.72	2.05	30.9	6
0.46	0.0036	23.46	34.7	0.72	2.08	24.5	6
0.46	0.0036	23.62	33.6	0.67	2	26.9	6
0.46	0.0035	23.79	36.4	0.73	2.01	29.5	6
0.47	0.0037	23.95	32.4	0.6	1.86	17.5	6
0.47	0.0030	24.11	40.8	0.55	1.35	20	7
0.47	0.0024	24.28	53.1	0.49	0.92	3.7	7
0.47	0.0018	24.44	66.3	0.66	1	0.8	8

I_z	Δs (in.)	Depth (ft)	AvgQt (tsf)	AvgFs (tsf)	AvgRf (%)	AvgUd (ft)	SBT
0.47	0.0020	24.61	66.3	0.86	1.3	0	7
0.48	0.0019	24.77	66.2	0.88	1.33	-0.6	7
0.48	0.0018	24.93	67.2	0.94	1.4	-0.7	7
0.48	0.0020	25.1	64.9	0.92	1.42	-0.9	7
0.48	0.0019	25.26	67.3	1.13	1.68	-0.7	7
0.48	0.0021	25.43	65	1.3	2	-0.6	7
0.49	0.0021	25.59	61	1.39	2.28	-0.7	6
0.49	0.0021	25.75	58.9	1.02	1.74	-1.4	7
0.49	0.0020	25.92	67.1	0.79	1.18	-1.2	7
0.49	0.0018	26.08	71.3	0.69	0.97	-1	8
0.49	0.0018	26.25	76.9	0.84	1.09	-0.8	8
0.50	0.0015	26.41	88.7	0.91	1.03	-1	8
0.50	0.0014	26.57	95.2	0.97	1.02	-0.7	8
0.50	0.0013	26.74	104.8	1.11	1.06	-0.8	8
0.50	0.0011	26.9	114.7	1.26	1.1	-0.9	8
0.50	0.0012	27.07	113.9	1.36	1.2	-0.8	8
0.51	0.0012	27.23	107.4	1.37	1.28	-0.8	8
0.51	0.0012	27.39	112	1.52	1.36	-0.9	8
0.51	0.0010	27.56	146.8	1.58	1.08	-1.2	8
0.51	0.0009	27.72	153.9	1.69	1.1	-1	8
0.52	0.0010	27.89	143.9	1.55	1.08	-1	8
0.52	0.0009	28.05	154.5	0.02	0.01	-1.1	9
0.52	0.0006	28.21	217.5	0.02	0.01	-1.1	10

SUM= 0.3895

				ConeTec	Inc.	-	CPT	Interpretation	
C1	0.9290	for Df =	3.00	Interpretat	Output	-	Release	1.00.18	
C2	1.5000	for 40 yrs		Run	No:	99-0525-1349-4726			
C3	1.7500			Job	No:	99-315			
Δp	1.6950	ksf		Client:	Stone	&	Webster	Engineering	
α	5.0000			Project:	Private	Fuel	Storage	Faclity	
				Site:	CPT-23				
I_z	Δs			Depth	AvgQt	AvgFs	AvgRf	AvgUd	SBT
	(in.)			(ft)	(tsf)	(tsf)	(%)	(ft)	
				2.95	21.6	0.41	1.91	-4	6
0.20	0.0028			3.12	19.9	0.37	1.86	-4.2	6
0.20	0.0026			3.28	20.2	0.37	1.84	-3.2	6
0.21	0.0036			3.44	14.7	0.29	1.98	-4.2	5
0.21	0.0044			3.61	13	0.23	1.78	-1.9	5
0.21	0.0041			3.77	13.3	0.2	1.5	-2.1	6
0.21	0.0046			3.94	12.6	0.2	1.59	-1.7	5
0.21	0.0047			4.1	11.8	0.21	1.79	-1.6	5
0.22	0.0042			4.27	14	0.24	1.72	-1.7	5
0.22	0.0033			4.43	17.2	0.29	1.69	-1.8	6
0.22	0.0035			4.59	16.3	0.28	1.72	-2.5	6
0.22	0.0046			4.76	13.2	0.24	1.83	-0.6	5
0.22	0.0047			4.92	12.5	0.2	1.6	-1	5
0.23	0.0046			5.09	13.5	0.25	1.86	1.4	5
0.23	0.0044	$\varepsilon = 0.0507$		5.25	13.6	0.25	1.84	3.5	5
0.23	0.0035			5.41	17	0.27	1.6	7.4	6
0.23	0.0035			5.58	18.2	0.31	1.71	12.9	6
0.23	0.0032			5.74	19.3	0.31	1.61	17.7	6
0.24	0.0037			5.91	17.8	0.32	1.8	24.9	6
0.24	0.0033			6.07	18.7	0.34	1.83	27	6

$\Sigma \Delta s = 0.4017$

SBT > 5

$\Sigma \Delta s = .4017 - .0507 = 0.3510''$

I_z	Δs (in.)	Depth (ft)	AvgQt (tsf)	AvgFs (tsf)	AvgRf (%)	AvgUd (ft)	SBT
0.24	0.0035	6.23	17.9	0.32	1.79	27	6
0.24	0.0043	6.4	15.7	0.34	2.17	18.7	5
0.25	0.0040	6.56	16	0.34	2.12	15.2	5
0.25	0.0035	6.73	19.5	0.37	1.9	20.3	6
0.25	0.0032	6.89	20.3	0.37	1.83	14.7	6
0.25	0.0030	7.05	21.7	0.39	1.8	21.5	6
0.25	0.0035	7.22	20.1	0.36	1.8	21.1	6
0.26	0.0034	7.38	19.7	0.33	1.68	26.3	6
0.26	0.0037	7.55	19	0.27	1.43	27.5	6
0.26	0.0037	7.71	18.1	0.27	1.5	28.5	6
0.26	0.0037	7.87	18.4	0.22	1.2	34.6	6
0.26	0.0041	8.04	17.7	0.18	1.02	37.9	6
0.27	0.0037	8.2	18.6	0.21	1.13	41.2	6
0.27	0.0037	8.37	20.1	0.25	1.25	41.7	6
0.27	0.0034	8.53	20.7	0.32	1.55	45.8	6
0.27	0.0031	8.69	23	0.44	1.92	48.2	6
0.27	0.0029	8.86	25.7	0.49	1.91	41.9	6
0.28	0.0028	9.02	26	0.45	1.73	8.8	6
0.28	0.0030	9.19	25.8	0.33	1.28	6.4	6
0.28	0.0022	9.35	33.1	0.26	0.79	-1.3	7
0.28	0.0020	9.51	36.3	0.19	0.53	-3.3	7
0.28	0.0019	9.68	40.7	0.27	0.66	-3.5	7
0.29	0.0017	9.84	43.4	0.35	0.81	-3.6	7
0.29	0.0018	10.01	44.3	0.39	0.88	-3.7	7
0.29	0.0019	10.17	40.5	0.41	1.02	-3.9	7
0.29	0.0021	10.33	36.3	0.48	1.33	-3.7	7
0.30	0.0024	10.5	34.1	0.54	1.59	-3.4	6
0.30	0.0026	10.66	29.9	0.61	2.05	-3.1	6

I_z	Δs (in.)	Depth (ft)	AvgQt (tsf)	AvgFs (tsf)	AvgRf (%)	AvgUd (ft)	SBT
0.30	0.0031	10.83	26.8	0.58	2.17	-2.6	6
0.30	0.0032	10.99	24.1	0.51	2.12	0.8	6
0.30	0.0032	11.15	24.7	0.4	1.62	6.3	6
0.31	0.0028	11.32	29.7	0.34	1.15	6.3	7
0.31	0.0022	11.48	36.7	0.29	0.79	-2.5	7
0.31	0.0020	11.65	41.9	0.3	0.72	-3.3	7
0.31	0.0018	11.81	44.2	0.31	0.7	-3.5	7
0.31	0.0018	11.97	45.1	0.36	0.8	-3.4	7
0.32	0.0018	12.14	47.2	0.36	0.76	-3.7	7
0.32	0.0018	12.3	46.7	0.35	0.75	-3.4	7
0.32	0.0019	12.47	45.7	0.35	0.77	-3.6	7
0.32	0.0018	12.63	47.4	0.33	0.7	-3.7	7
0.32	0.0019	12.8	47.4	0.34	0.72	-3.5	7
0.33	0.0015	12.96	57.2	0.4	0.7	-3.5	8
0.33	0.0012	13.12	71.1	0.53	0.75	-3.3	8
0.33	0.0012	13.29	77.9	0.64	0.82	-3.1	8
0.33	0.0010	13.45	86	0.69	0.8	-3.3	8
0.33	0.0012	13.62	77.8	0.68	0.88	-3.5	8
0.34	0.0016	13.78	55.5	0.61	1.1	-3.4	7
0.34	0.0020	13.94	44.5	0.73	1.64	-3.5	7
0.34	0.0025	14.11	36.8	0.74	2.02	-3.2	6
0.34	0.0023	14.27	39	0.73	1.88	-1.9	6
0.34	0.0018	14.44	53.6	0.56	1.05	-3.1	7
0.35	0.0015	14.6	60.5	0.51	0.85	-3.7	8
0.35	0.0015	14.76	61.6	0.57	0.93	-3.6	8
0.35	0.0014	14.93	66.8	0.57	0.86	-3.7	8
0.35	0.0015	15.09	62.1	0.55	0.89	-3.5	8
0.36	0.0017	15.26	57.6	0.64	1.11	-3.6	7

I_z	Δs (in.)	Depth (ft)	AvgQt (tsf)	AvgFs (tsf)	AvgRf (%)	AvgUd (ft)	SBT
0.36	0.0017	15.42	55.9	0.61	1.09	-3.4	7
0.36	0.0018	15.58	52.2	0.75	1.44	-3.8	7
0.36	0.0022	15.75	45.2	0.84	1.86	-2.7	7
0.36	0.0023	15.91	41.1	0.99	2.41	-2.5	6
0.37	0.0030	16.08	33.8	0.85	2.52	-1.3	6
0.37	0.0029	16.24	33.2	0.72	2.17	1.4	6
0.37	0.0025	16.4	38.2	0.73	1.92	2.1	6
0.37	0.0029	16.57	35.6	0.75	2.11	0.6	6
0.37	0.0029	16.73	33.1	0.75	2.27	4.3	6
0.38	0.0031	16.9	33.3	0.68	2.05	8.4	6
0.38	0.0028	17.06	35	0.67	1.92	9.4	6
0.38	0.0030	17.22	32.3	0.6	1.86	9.1	6
0.38	0.0036	17.39	29.6	0.55	1.86	13.1	6
0.38	0.0031	17.55	32.2	0.53	1.65	15.7	6
0.39	0.0032	17.72	33.2	0.55	1.66	13.6	6
0.39	0.0029	17.88	34.4	0.61	1.78	12.2	6
0.39	0.0028	18.04	35.9	0.59	1.65	11.8	6
0.39	0.0029	18.21	36.8	0.64	1.74	6.4	6
0.39	0.0028	18.37	37.1	0.67	1.81	2	6
0.40	0.0028	18.54	38.4	0.62	1.62	2.8	7
0.40	0.0026	18.7	39.7	0.51	1.29	2.1	7
0.40	0.0025	18.86	41.8	0.53	1.27	-1.5	7
0.40	0.0026	19.03	42.5	0.52	1.23	-1.1	7
0.41	0.0024	19.19	44.3	0.53	1.2	-1.1	7
0.41	0.0026	19.36	42.5	0.54	1.27	-2.6	7
0.41	0.0028	19.52	38	0.56	1.48	-2.6	7
0.41	0.0032	19.68	32.8	0.63	1.93	-1.9	6
0.41	0.0038	19.85	29.8	0.62	2.08	-0.2	6

I_z	Δs (in.)	Depth (ft)	AvgQt (tsf)	AvgFs (tsf)	AvgRf (%)	AvgUd (ft)	SBT
0.42	0.0036	20.01	29.9	0.57	1.91	7.2	6
0.42	0.0039	20.18	29.6	0.52	1.76	15.8	6
0.42	0.0041	20.34	26.7	0.48	1.8	24	6
0.42	0.0042	20.51	27.5	0.47	1.71	29.1	6
0.42	0.0039	20.67	27.9	0.43	1.54	33	6
0.43	0.0041	20.83	26.6	0.44	1.66	38.8	6
0.43	0.0042	21	28.2	0.42	1.49	41.2	6
0.43	0.0037	21.16	29.9	0.44	1.48	42.5	6
0.43	0.0047	21.33	25.1	0.41	1.64	34.3	6
0.43	0.0046	21.49	24.2	0.38	1.57	36.9	6
0.44	0.0037	21.65	30.3	0.39	1.29	36	6
0.44	0.0042	21.82	29	0.53	1.83	9	6
0.44	0.0039	21.98	29.3	0.61	2.09	13.7	6
0.44	0.0035	22.15	34.8	0.62	1.78	20	6
0.44	0.0034	22.31	34.1	0.64	1.88	15.1	6
0.45	0.0034	22.47	33.7	0.65	1.93	15.1	6
0.45	0.0035	22.64	35.7	0.66	1.85	16	6
0.45	0.0033	22.8	35.1	0.67	1.92	9.9	6
0.45	0.0040	22.97	31.1	0.64	2.06	10.4	6
0.45	0.0042	23.13	28.2	0.52	1.85	12.7	6
0.46	0.0036	23.29	32.7	0.47	1.44	13.9	6
0.46	0.0028	23.46	44.9	0.43	0.96	5.9	7
0.46	0.0021	23.62	56.3	0.55	0.98	-0.4	7
0.46	0.0017	23.79	74.7	0.58	0.78	-1.8	8
0.47	0.0017	23.95	72.7	0.56	0.77	-3.1	8
0.47	0.0018	24.11	68.2	0.6	0.88	-3.7	8
0.47	0.0019	24.28	67.3	0.85	1.27	-3.5	7
0.47	0.0021	24.44	58.2	1.25	2.15	-2.5	6

I_z	Δs (in.)	Depth (ft)	AvgQt (tsf)	AvgFs (tsf)	AvgRf (%)	AvgUd (ft)	SBT
0.47	0.0026	24.61	50.9	1.39	2.74	-2.1	6
0.48	0.0026	24.77	47.6	1.23	2.59	-0.4	6
0.48	0.0030	24.93	41	1.07	2.62	-0.7	6
0.48	0.0034	25.1	38.4	0.65	1.7	-0.6	6
0.48	0.0023	25.26	53.4	0.7	1.31	1.1	7
0.48	0.0014	25.43	96.4	0.92	0.96	-4.1	8
0.49	0.0010	25.59	123.4	0.02	0.02	-3.7	9
0.49	0.0007	25.75	174.4	0.02	0.01	-3.9	9
SUM=	0.4017						

				ConeTec	Inc.	-	CPT	Interpretation	
C1	0.9290	for Df =	3.00	Interpretat	Output	-	Release	1.00.18	
C2	1.5000	for 40 yrs		Run	No:	99-0525-1349-4765			
C3	1.7500			Job	No:	99-315			
Δp	1.6950	ksf		Client:	Stone	&	Webster	Engineering	
α	5.0000			Project:	Private	Fuel	Storage	Faclity	
				Site:	CPT-24				
I_z	Δs			Depth	AvgQt	AvgFs	AvgRf	AvgUd	SBT
	(in.)			(ft)	(tsf)	(tsf)	(%)	(ft)	
				2.95	16.8	0.62	3.7	0.2	4
0.20	0.0033			3.12	16.9	0.65	3.85	-0.2	4
0.20	0.0032			3.28	16.3	0.61	3.75	0	4
0.21	0.0038			3.44	13.9	0.55	3.98	0.1	3
0.21	0.0048			3.61	11.8	0.48	4.07	-0.4	3
0.21	0.0046			3.77	11.8	0.44	3.75	0.6	3
0.21	0.0066			3.94	8.9	0.39	4.4	0.3	3
0.21	0.0070			4.1	7.9	0.38	4.81	0.2	3
0.22	0.0068			4.27	8.7	0.38	4.38	0.7	3
0.22	0.0046			4.43	12.4	0.45	3.64	1.4	3
0.22	0.0036			4.59	16	0.46	2.87	1.5	5
0.22	0.0038			4.76	16.3	0.45	2.77	1.2	5
0.22	0.0034			4.92	16.9	0.41	2.43	0.2	5
0.23	0.0036			5.09	17.5	0.41	2.35	4.5	5
0.23	0.0032			5.25	18.4	0.49	2.66	9.3	5
0.23	0.0030			5.41	20.1	0.53	2.64	13.1	5
0.23	0.0030			5.58	21.2	0.55	2.61	3.3	5
0.23	0.0031			5.74	19.4	0.54	2.79	7.3	5
0.24	0.0033			5.91	19.6	0.55	2.81	13.3	5
0.24	0.0028			6.07	22.2	0.53	2.4	16.9	6

$\Sigma \Delta s = 0.4054''$

SBT > 5

$\Sigma \Delta s = .4054 - .0983 = 0.3071''$

I_z	Δs (in.)		Depth (ft)	AvgQt (tsf)	AvgFs (tsf)	AvgRf (%)	AvgUd (ft)	SBT
0.24	0.0026		6.23	23.6	0.58	2.46	10.5	6
0.24	0.0029		6.4	23.1	0.59	2.57	12.9	5
0.25	0.0028		6.56	23	0.57	2.48	13.9	5
0.25	0.0031		6.73	21.9	0.54	2.48	16.4	5
0.25	0.0030		6.89	21.5	0.55	2.56	20.7	5
0.25	0.0030		7.05	21.4	0.5	2.34	25.6	6
0.25	0.0034	Σ = 0.0983	7.22	20.5	0.52	2.54	32.1	5
0.26	0.0029		7.38	22.5	0.51	2.28	34.3	6
0.26	0.0029		7.55	24.2	0.54	2.24	41.4	6
0.26	0.0023		7.71	28.7	0.58	2.03	24.9	6
0.26	0.0024		7.87	28.1	0.61	2.18	5.1	6
0.26	0.0027		8.04	27.1	0.61	2.26	7.4	6
0.27	0.0024		8.2	28.2	0.56	1.99	9.6	6
0.27	0.0028		8.37	26.4	0.54	2.05	8.8	6
0.27	0.0027		8.53	25.7	0.53	2.07	1.6	6
0.27	0.0020		8.69	34.6	0.49	1.42	1.2	7
0.27	0.0020		8.86	38.3	0.49	1.28	-0.1	7
0.28	0.0019		9.02	38.3	0.51	1.33	-0.4	7
0.28	0.0020		9.19	37.5	0.65	1.74	-0.6	6
0.28	0.0020		9.35	35.6	0.7	1.97	-0.8	6
0.28	0.0022		9.51	32.8	0.78	2.38	-0.8	6
0.28	0.0028		9.68	28.4	0.68	2.4	-0.7	6
0.29	0.0029		9.84	25.2	0.6	2.38	2	6
0.29	0.0031		10.01	25.5	0.52	2.04	3.8	6
0.29	0.0032		10.17	23.4	0.49	2.1	1.2	6
0.29	0.0036		10.33	20.8	0.48	2.32	0.8	6
0.30	0.0043		10.5	19.1	0.44	2.31	3.8	5
0.30	0.0037		10.66	20.9	0.38	1.83	8.8	6

I_z	Δs (in.)	Depth (ft)	AvgQt (tsf)	AvgFs (tsf)	AvgRf (%)	AvgUd (ft)	SBT
0.30	0.0027	10.83	30.9	0.34	1.1	12	7
0.30	0.0023	10.99	34.1	0.36	1.06	0.1	7
0.30	0.0022	11.15	36.2	0.37	1.03	-0.2	7
0.31	0.0024	11.32	34.7	0.4	1.16	-0.6	7
0.31	0.0022	11.48	36.4	0.5	1.38	-0.7	7
0.31	0.0018	11.65	48.5	0.58	1.2	-0.2	7
0.31	0.0016	11.81	50.7	0.64	1.27	-0.6	7
0.31	0.0019	11.97	43.4	0.58	1.34	-0.4	7
0.32	0.0023	12.14	38.6	0.64	1.66	-0.2	7
0.32	0.0022	12.3	37	0.77	2.08	-0.6	6
0.32	0.0026	12.47	33.5	0.73	2.19	0.1	6
0.32	0.0027	12.63	31.4	0.71	2.27	-1	6
0.32	0.0028	12.8	31.6	0.65	2.06	-0.3	6
0.33	0.0027	12.96	30.8	0.66	2.15	0	6
0.33	0.0031	13.12	27.5	0.67	2.44	3.1	6
0.33	0.0030	13.29	30.4	0.61	2.01	7.6	6
0.33	0.0029	13.45	29.3	0.53	1.81	7.6	6
0.33	0.0021	13.62	42.9	0.56	1.31	10	7
0.34	0.0017	13.78	50.5	0.6	1.19	1	7
0.34	0.0018	13.94	49.6	0.69	1.4	0.1	7
0.34	0.0018	14.11	51.9	0.71	1.37	0	7
0.34	0.0017	14.27	52.4	0.77	1.47	-0.1	7
0.34	0.0018	14.44	51.6	0.79	1.53	-0.2	7
0.35	0.0017	14.6	52.8	0.76	1.44	-0.4	7
0.35	0.0019	14.76	48.8	0.78	1.6	-0.1	7
0.35	0.0020	14.93	48.3	0.8	1.66	-0.1	7
0.35	0.0018	15.09	50.3	0.84	1.67	0	7
0.36	0.0021	15.26	47	0.8	1.71	-0.3	7

I_z	Δs (in.)	Depth (ft)	AvgQt (tsf)	AvgFs (tsf)	AvgRf (%)	AvgUd (ft)	SBT
0.36	0.0020	15.42	45.5	0.75	1.65	-0.3	7
0.36	0.0021	15.58	43.9	0.77	1.76	0	7
0.36	0.0024	15.75	40.9	0.89	2.18	-0.1	6
0.36	0.0026	15.91	35.8	0.87	2.43	-0.6	6
0.37	0.0033	16.08	30.3	0.83	2.75	0.6	5
0.37	0.0032	16.24	29.4	0.71	2.42	2.8	6
0.37	0.0027	16.4	35	0.68	1.95	4.8	6
0.37	0.0031	16.57	33.4	0.74	2.22	1.5	6
0.37	0.0033	16.73	29.7	0.73	2.46	1.9	6
0.38	0.0038	16.9	27.4	0.66	2.41	5.1	6
0.38	0.0039	17.06	25.4	0.5	1.97	6.5	6
0.38	0.0045	17.22	22	0.45	2.05	9.6	6
0.38	0.0043	17.39	24.4	0.45	1.85	11.8	6
0.38	0.0036	17.55	27.7	0.48	1.74	13.8	6
0.39	0.0037	17.72	29.1	0.57	1.96	15.2	6
0.39	0.0032	17.88	31.6	0.63	2	15.5	6
0.39	0.0030	18.04	33.3	0.64	1.92	10.3	6
0.39	0.0032	18.21	34.2	0.65	1.91	11.8	6
0.39	0.0029	18.37	35.5	0.55	1.55	4.4	6
0.40	0.0026	18.54	41.9	0.51	1.22	3.6	7
0.40	0.0026	18.7	39.9	0.51	1.28	0.4	7
0.40	0.0029	18.86	36.3	0.53	1.46	0	7
0.40	0.0035	19.03	31.6	0.62	1.97	0	6
0.41	0.0038	19.19	27.9	0.63	2.26	0.3	6
0.41	0.0043	19.36	26.3	0.59	2.24	5.2	6
0.41	0.0043	19.52	24.8	0.52	2.1	11.2	6
0.41	0.0047	19.68	22.6	0.48	2.13	18.8	6
0.41	0.0052	19.85	22	0.41	1.87	25.9	6

I_z	Δs (in.)	Depth (ft)	AvgQt (tsf)	AvgFs (tsf)	AvgRf (%)	AvgUd (ft)	SBT
0.42	0.0048	20.01	22.2	0.38	1.71	31	6
0.42	0.0051	20.18	22.5	0.38	1.7	35.4	6
0.42	0.0041	20.34	26.4	0.48	1.82	40.6	6
0.42	0.0045	20.51	25.6	0.48	1.88	42.8	6
0.42	0.0052	20.67	21.3	0.46	2.17	44.8	6
0.43	0.0046	20.83	24.2	0.4	1.65	47.2	6
0.43	0.0048	21	24.4	0.41	1.69	31.9	6
0.43	0.0045	21.16	24.5	0.4	1.64	37.3	6
0.43	0.0044	21.33	26.8	0.43	1.61	41.3	6
0.43	0.0043	21.49	26.3	0.46	1.75	44.8	6
0.44	0.0041	21.65	27.8	0.51	1.84	46.5	6
0.44	0.0050	21.82	24.3	0.54	2.23	47.6	6
0.44	0.0038	21.98	30.1	0.56	1.86	61.2	6
0.44	0.0037	22.15	32.7	0.68	2.08	62.6	6
0.44	0.0025	22.31	46.4	0.86	1.86	0.7	7
0.45	0.0026	22.47	43.9	0.88	2.01	1.4	6
0.45	0.0023	22.64	53.2	0.95	1.79	1.4	7
0.45	0.0023	22.8	51.7	1.04	2.01	0.6	7
0.45	0.0027	22.97	46.3	1.21	2.62	0.7	6
0.45	0.0027	23.13	43.3	1.24	2.87	2.2	6
0.46	0.0027	23.29	44.5	1.15	2.59	4.2	6
0.46	0.0025	23.46	50.3	1.09	2.17	4.8	6
0.46	0.0019	23.62	63.4	1.03	1.63	3	7
0.46	0.0017	23.79	74.7	1.02	1.37	0.6	7
0.47	0.0015	23.95	80.3	0.96	1.2	0.3	8
0.47	0.0014	24.11	86.6	1.06	1.23	0.4	8
0.47	0.0013	24.28	101.3	1.39	1.38	0.4	8
0.47	0.0011	24.44	112.3	1.71	1.53	0.2	8

I_z	Δs (in.)	Depth (ft)	AvgQt (tsf)	AvgFs (tsf)	AvgRf (%)	AvgUd (ft)	SBT
0.47	0.0008	24.61	155.4	0.02	0.01	0.6	9
0.48	0.0006	24.77	220.3	0.02	0.01	1	10
SUM=	0.4054						

				ConeTec	Inc.	-	CPT	Interpretation	
C1	0.9290	for Df =	3.00	Interpretat	Output	-	Release	1.00.18	
C2	1.5000	for 40 yrs		Run	No:	99-0525-1349-4803			
C3	1.7500			Job	No:	99-315			
Δp	1.6950	ksf		Client:	Stone	&	Webster	Engineering	
α	5.0000			Project:	Private	Fuel	Storage	Faclity	
				Site:	CPT-25				
I_z	Δs			Depth	AvgQt	AvgFs	AvgRf	AvgUd	SBT
	(in.)			(ft)	(tsf)	(tsf)	(%)	(ft)	
				2.95	21.8	0.08	0.37	-0.3	7
0.20	0.0022			3.12	24.8	0.12	0.48	-0.3	7
0.20	0.0020			3.28	26.2	0.24	0.92	-0.3	7
0.21	0.0023			3.44	23	0.31	1.35	-0.3	6
0.21	0.0029			3.61	20	0.27	1.35	-0.4	6
0.21	0.0031			3.77	17.7	0.24	1.36	-0.5	6
0.21	0.0036			3.94	16	0.2	1.26	-0.4	6
0.21	0.0032			4.1	17.4	0.2	1.15	-0.4	6
0.22	0.0032			4.27	18.8	0.25	1.33	-0.3	6
0.22	0.0031			4.43	18	0.25	1.39	-0.3	6
0.22	0.0033			4.59	17.3	0.22	1.27	-0.5	6
0.22	0.0037			4.76	16.5	0.2	1.21	-0.3	6
0.22	0.0037			4.92	15.7	0.23	1.47	-0.4	6
0.23	0.0043			5.09	14.4	0.24	1.67	-0.3	5
0.23	0.0044			5.25	13.6	0.24	1.77	-0.6	5
0.23	0.0041			5.41	14.6	0.24	1.65	-0.3	6
0.23	0.0044			5.58	14.5	0.27	1.87	-0.6	5
0.23	0.0039			5.74	15.6	0.31	1.99	-0.6	5
0.24	0.0043			5.91	15.2	0.34	2.24	-0.7	5
0.24	0.0035			6.07	17.8	0.38	2.14	0.1	5

$\Sigma \Delta s = 0.3909''$

SBT > 5

$\Sigma \Delta s = .3909 - .0482 = 0.3427''$

I_z	Δs (in.)		Depth (ft)	AvgQt (tsf)	AvgFs (tsf)	AvgRf (%)	AvgUd (ft)	SBT
0.24	0.0034		6.23	18.6	0.4	2.16	-1	6
0.24	0.0035		6.4	19.2	0.41	2.14	-0.9	6
0.25	0.0036		6.56	17.8	0.43	2.42	-0.5	5
0.25	0.0043		6.73	15.7	0.36	2.3	7.3	5
0.25	0.0045	Σ = 0.0482	6.89	14.5	0.31	2.14	8.1	5
0.25	0.0040		7.05	16.4	0.31	1.89	6.4	6
0.25	0.0036		7.22	19.6	0.37	1.89	7.1	6
0.26	0.0032		7.38	21	0.41	1.95	4.1	6
0.26	0.0034		7.55	20.9	0.45	2.16	3.5	6
0.26	0.0031		7.71	21.9	0.45	2.06	4.8	6
0.26	0.0033		7.87	20.7	0.41	1.98	8.2	6
0.26	0.0034		8.04	21.1	0.41	1.95	10.4	6
0.27	0.0030		8.2	23.2	0.43	1.86	3.2	6
0.27	0.0032		8.37	22.9	0.45	1.97	4	6
0.27	0.0029		8.53	24.3	0.48	1.98	5.2	6
0.27	0.0031		8.69	22.8	0.46	2.02	5.9	6
0.27	0.0032		8.86	23.4	0.47	2.01	5.5	6
0.28	0.0031		9.02	22.9	0.46	2.01	4.7	6
0.28	0.0034		9.19	22.3	0.45	2.03	5	6
0.28	0.0033		9.35	22.3	0.44	1.98	4.6	6
0.28	0.0030		9.51	24.8	0.5	2.02	10.5	6
0.28	0.0034		9.68	23.1	0.54	2.35	12.4	6
0.29	0.0031		9.84	24.2	0.55	2.28	11.6	6
0.29	0.0030		10.01	26.4	0.47	1.78	12.8	6
0.29	0.0026		10.17	29	0.46	1.59	8.3	6
0.29	0.0029		10.33	26.6	0.33	1.24	0.2	6
0.30	0.0026		10.5	31.2	0.26	0.83	-0.4	7
0.30	0.0019		10.66	39.6	0.12	0.3	-1.1	8

I_z	Δs (in.)	Depth (ft)	AvgQt (tsf)	AvgFs (tsf)	AvgRf (%)	AvgUd (ft)	SBT
0.30	0.0018	10.83	46.6	0.15	0.32	-1.2	8
0.30	0.0012	10.99	64.1	0.17	0.27	-1.3	8
0.30	0.0014	11.15	56.2	0.22	0.39	-1.4	8
0.31	0.0015	11.32	57	0.27	0.48	-1.5	8
0.31	0.0014	11.48	58.8	0.27	0.46	-1.4	8
0.31	0.0013	11.65	65.6	0.3	0.46	-1.4	8
0.31	0.0012	11.81	65	0.33	0.51	-1.5	8
0.31	0.0013	11.97	62.2	0.34	0.55	-1.2	8
0.32	0.0015	12.14	59.3	0.32	0.54	-1.4	8
0.32	0.0015	12.3	53.3	0.26	0.49	-1.3	8
0.32	0.0017	12.47	51.9	0.25	0.48	-1.4	8
0.32	0.0015	12.63	56	0.21	0.38	-1.3	8
0.32	0.0016	12.8	54.9	0.2	0.36	-1	8
0.33	0.0016	12.96	54.5	0.18	0.33	-1	8
0.33	0.0017	13.12	50.3	0.2	0.4	-1.1	8
0.33	0.0018	13.29	50.5	0.28	0.56	-1.1	8
0.33	0.0016	13.45	53.2	0.4	0.75	-1	8
0.33	0.0016	13.62	58.4	0.46	0.79	-1.1	8
0.34	0.0014	13.78	61	0.44	0.72	-1.1	8
0.34	0.0012	13.94	70.8	0.38	0.54	-1.2	8
0.34	0.0010	14.11	97.8	0.54	0.55	-1	8
0.34	0.0007	14.27	123.7	0.77	0.62	-0.9	9
0.34	0.0008	14.44	125.8	0.88	0.7	-0.9	9
0.35	0.0008	14.6	118.8	0.8	0.68	-1	9
0.35	0.0008	14.76	111.9	0.67	0.6	-1.1	9
0.35	0.0009	14.93	111.5	0.6	0.54	-1.1	9
0.35	0.0009	15.09	105.8	0.57	0.54	-1	9
0.36	0.0011	15.26	85.5	0.48	0.56	-0.9	8

I_z	Δs (in.)	Depth (ft)	AvgQt (tsf)	AvgFs (tsf)	AvgRf (%)	AvgUd (ft)	SBT
0.36	0.0014	15.42	66.9	0.37	0.55	-0.8	8
0.36	0.0016	15.58	58.2	0.44	0.76	-0.9	8
0.36	0.0019	15.75	53.5	0.6	1.12	-0.8	7
0.36	0.0017	15.91	54.3	0.88	1.62	-0.5	7
0.37	0.0018	16.08	54.7	1.09	2	-1	7
0.37	0.0018	16.24	53.9	0.95	1.77	0	7
0.37	0.0016	16.4	60.7	0.89	1.47	-2.8	7
0.37	0.0018	16.57	58.3	0.96	1.65	-0.3	7
0.37	0.0019	16.73	51.3	1.08	2.11	-0.3	6
0.38	0.0020	16.9	52.4	0.95	1.82	-1.6	7
0.38	0.0018	17.06	55.1	0.66	1.2	-0.8	7
0.38	0.0018	17.22	53.3	0.7	1.32	-0.4	7
0.38	0.0026	17.39	41.1	0.84	2.05	-0.2	6
0.38	0.0028	17.55	35	0.94	2.7	1.5	6
0.39	0.0027	17.72	38.9	0.81	2.09	2	6
0.39	0.0025	17.88	40.8	0.86	2.11	1.8	6
0.39	0.0025	18.04	40.9	0.77	1.89	0.4	6
0.39	0.0024	18.21	44.8	0.69	1.54	1.9	7
0.39	0.0022	18.37	46.1	0.66	1.44	-0.3	7
0.40	0.0023	18.54	46.7	0.77	1.65	-0.4	7
0.40	0.0022	18.7	47.6	0.63	1.33	-0.1	7
0.40	0.0020	18.86	51.4	0.52	1.01	-1.1	7
0.40	0.0020	19.03	55	0.38	0.69	-0.1	8
0.41	0.0019	19.19	54.9	0.34	0.62	-0.4	8
0.41	0.0020	19.36	54.7	0.45	0.82	-0.3	7
0.41	0.0019	19.52	54.4	0.55	1.01	-0.3	7
0.41	0.0020	19.68	53.3	0.63	1.19	-0.7	7
0.41	0.0022	19.85	52.9	0.67	1.27	-0.3	7

I_z	Δs (in.)	Depth (ft)	AvgQt (tsf)	AvgFs (tsf)	AvgRf (%)	AvgUd (ft)	SBT
0.42	0.0020	20.01	54.6	0.73	1.34	-0.4	7
0.42	0.0021	20.18	53.9	0.68	1.26	-0.4	7
0.42	0.0020	20.34	54.6	0.56	1.03	-0.6	7
0.42	0.0021	20.51	54.4	0.45	0.83	-0.4	7
0.42	0.0021	20.67	52.6	0.55	1.05	-0.3	7
0.43	0.0022	20.83	51	0.65	1.28	-0.2	7
0.43	0.0023	21	51.4	0.72	1.41	-0.2	7
0.43	0.0022	21.16	50.6	0.69	1.37	-0.3	7
0.43	0.0025	21.33	47.5	0.63	1.33	-0.4	7
0.43	0.0027	21.49	42.3	0.6	1.42	-1	7
0.44	0.0029	21.65	38.4	0.59	1.54	-0.3	7
0.44	0.0035	21.82	34.8	0.61	1.76	-0.3	6
0.44	0.0033	21.98	34.6	0.61	1.77	0.5	6
0.44	0.0035	22.15	34.6	0.6	1.74	2.2	6
0.44	0.0037	22.31	31.3	0.56	1.8	6.3	6
0.45	0.0037	22.47	31.3	0.59	1.89	10.1	6
0.45	0.0029	22.64	42.6	0.44	1.03	19.5	7
0.45	0.0027	22.8	42.5	0.5	1.18	15.9	7
0.45	0.0033	22.97	37.3	0.45	1.21	-0.1	7
0.45	0.0039	23.13	30.6	0.53	1.74	0.7	6
0.46	0.0036	23.29	33	0.49	1.49	10.7	6
0.46	0.0037	23.46	33.8	0.5	1.48	11.2	6
0.46	0.0029	23.62	41	0.73	1.78	13.8	7
0.46	0.0037	23.79	34.1	0.65	1.91	5.6	6
0.47	0.0045	23.95	26.8	0.55	2.06	2.8	6
0.47	0.0037	24.11	32.7	0.51	1.56	4	6
0.47	0.0036	24.28	36.3	0.52	1.44	1.3	7
0.47	0.0030	24.44	40.9	0.7	1.72	2.1	7

I_z	Δs (in.)	Depth (ft)	AvgQt (tsf)	AvgFs (tsf)	AvgRf (%)	AvgUd (ft)	SBT
0.47	0.0033	24.61	39.3	0.69	1.76	0.6	6
0.48	0.0032	24.77	38.2	0.78	2.05	2.8	6
0.48	0.0032	24.93	38.5	0.73	1.9	1.6	6
0.48	0.0037	25.1	36.2	0.67	1.86	1.2	6
0.48	0.0029	25.26	43.6	0.72	1.65	1.9	7
0.48	0.0029	25.43	45.4	0.88	1.94	-0.3	6
0.49	0.0029	25.59	44.2	0.6	1.36	0	7
0.49	0.0023	25.75	54.5	0.53	0.97	1.9	7
0.49	0.0023	25.92	59.9	0.66	1.1	-0.8	7
0.49	0.0020	26.08	65.1	1.01	1.56	-0.6	7
0.49	0.0023	26.25	58.8	1.35	2.3	-0.8	6
0.50	0.0024	26.41	54	1.4	2.6	-0.2	6
0.50	0.0022	26.57	59.5	1.3	2.19	-0.5	6
0.50	0.0019	26.74	72.6	0.99	1.37	-1.1	7
0.50	0.0017	26.9	77.5	0.79	1.02	-0.9	8
0.50	0.0018	27.07	78.9	0.76	0.97	-0.9	8
0.51	0.0015	27.23	87.6	0.73	0.84	-0.8	8
0.51	0.0015	27.39	90	0.83	0.92	-1	8
0.51	0.0015	27.56	92.2	0.87	0.95	-0.8	8
0.51	0.0014	27.72	93.5	0.86	0.92	-0.8	8
0.52	0.0016	27.89	90.1	0.77	0.86	-0.6	8
0.52	0.0016	28.05	84.6	0.75	0.89	-0.9	8
0.52	0.0016	28.21	85.2	0.59	0.69	-0.7	8
0.52	0.0016	28.38	89	0.6	0.68	-0.9	8
0.52	0.0015	28.54	91.5	0.64	0.7	-0.6	8
0.53	0.0012	28.71	118	0.72	0.61	-0.5	9
0.53	0.0009	28.87	152.2	0.87	0.57	-0.5	9
0.53	0.0008	29.04	172.8	0.02	0.01	-0.5	9

I_z	Δs (in.)	Depth (ft)	AvgQt (tsf)	AvgFs (tsf)	AvgRf (%)	AvgUd (ft)	SBT
0.53	0.0008	29.2	182.3	0.02	0.01	-0.6	9

SUM= 0.3909

				ConeTec	Inc.	-	CPT	Interpretation	
C1	0.9290	for Df =	3.00	Interpretat	Output	-	Release	1.00.18	
C2	1.5000	for 40 yrs		Run	No:	99-0525-1349-4847			
C3	1.7500			Job	No:	99-315			
Δp	1.6950	ksf		Client:	Stone	&	Webster	Engineering	
α	5.0000			Project:	Private	Fuel	Storage	Faclity	
				Site:	CPT-26				
I_z	Δs			Depth	AvgQt	AvgFs	AvgRf	AvgUd	SBT
	(in.)			(ft)	(tsf)	(tsf)	(%)	(ft)	
				2.95	20.3	0.38	1.87	0.6	6
0.20	0.0031			3.12	18	0.29	1.62	-0.6	6
0.20	0.0026			3.28	20.5	0.23	1.12	-5.3	6
0.21	0.0026			3.44	20.7	0.31	1.5	-4.4	6
0.21	0.0025			3.61	22.9	0.37	1.62	-1.4	6
0.21	0.0023			3.77	23.8	0.42	1.77	-2.7	6
0.21	0.0027			3.94	22	0.42	1.91	-2	6
0.21	0.0031			4.1	18	0.34	1.89	-1.2	6
0.22	0.0032			4.27	18.8	0.33	1.76	-2.8	6
0.22	0.0027			4.43	20.8	0.42	2.03	-1.2	6
0.22	0.0027			4.59	21.4	0.43	2.01	-1.5	6
0.22	0.0033			4.76	18.6	0.38	2.05	-1.2	6
0.22	0.0031			4.92	18.9	0.44	2.33	-1.4	5
0.23	0.0025			5.09	24.8	0.56	2.26	-0.9	6
0.23	0.0024			5.25	24.9	0.59	2.37	-0.7	6
0.23	0.0027			5.41	21.8	0.52	2.39	-1.7	6
0.23	0.0033	$\varepsilon = 0.0174$		5.58	19.7	0.45	2.29	-1.2	5
0.23	0.0034			5.74	18.1	0.47	2.6	-1.3	5
0.24	0.0033			5.91	19.7	0.41	2.09	-1.2	6
0.24	0.0028			6.07	21.9	0.37	1.69	-1.4	6

$\Sigma_{\Delta s} = 0.3447''$

SBT > 5

$\Sigma_{\Delta s} = .3447 - .0174 = 0.3273''$

I_z	Δs (in.)	Depth (ft)	AvgQt (tsf)	AvgFs (tsf)	AvgRf (%)	AvgUd (ft)	SBT
0.24	0.0029	6.23	21.5	0.41	1.92	-1.7	6
0.24	0.0031	6.4	21.8	0.48	2.2	-1	6
0.25	0.0027	6.56	23.6	0.53	2.25	4.6	6
0.25	0.0027	6.73	24.9	0.5	2.01	5.5	6
0.25	0.0025	6.89	26	0.5	1.93	5.4	6
0.25	0.0029	7.05	22.1	0.44	2	9	6
0.25	0.0032	7.22	22.1	0.43	1.95	15.6	6
0.26	0.0030	7.38	21.9	0.41	1.87	17.8	6
0.26	0.0025	7.55	28.3	0.54	1.91	18.6	6
0.26	0.0023	7.71	29.9	0.62	2.08	2.5	6
0.26	0.0023	7.87	29	0.66	2.28	4.2	6
0.26	0.0024	8.04	29.8	0.65	2.19	6.4	6
0.27	0.0024	8.2	28.9	0.61	2.12	13.5	6
0.27	0.0024	8.37	30.7	0.64	2.09	12.7	6
0.27	0.0023	8.53	30.3	0.64	2.12	5.5	6
0.27	0.0023	8.69	30.1	0.67	2.23	7.6	6
0.27	0.0026	8.86	29.2	0.64	2.2	7.1	6
0.28	0.0025	9.02	28.6	0.65	2.28	7.3	6
0.28	0.0026	9.19	29.1	0.63	2.17	9.7	6
0.28	0.0024	9.35	30.6	0.62	2.03	10.7	6
0.28	0.0025	9.51	28.8	0.59	2.05	11.1	6
0.28	0.0028	9.68	27.6	0.56	2.03	15.1	6
0.29	0.0028	9.84	26.6	0.48	1.81	19.6	6
0.29	0.0028	10.01	28	0.49	1.76	23.6	6
0.29	0.0026	10.17	28.7	0.51	1.78	27.3	6
0.29	0.0025	10.33	30.2	0.45	1.5	27.6	6
0.30	0.0021	10.5	39.2	0.41	1.05	15.6	7
0.30	0.0019	10.66	40.7	0.31	0.76	-0.6	7

I_z	Δs (in.)	Depth (ft)	AvgQt (tsf)	AvgFs (tsf)	AvgRf (%)	AvgUd (ft)	SBT
0.30	0.0021	10.83	39.9	0.26	0.65	-1.7	7
0.30	0.0017	10.99	46.3	0.25	0.54	-2	8
0.30	0.0017	11.15	46.6	0.24	0.52	-1.6	8
0.31	0.0018	11.32	46.1	0.28	0.61	-1.7	7
0.31	0.0016	11.48	50	0.29	0.58	-1.5	8
0.31	0.0016	11.65	54.3	0.35	0.65	-1.5	8
0.31	0.0015	11.81	54.5	0.4	0.74	-1.7	8
0.31	0.0015	11.97	54.6	0.4	0.73	-1.6	8
0.32	0.0016	12.14	55.9	0.42	0.75	-1.5	8
0.32	0.0014	12.3	57.8	0.47	0.82	-1.6	8
0.32	0.0015	12.47	58.2	0.51	0.88	-1.6	8
0.32	0.0014	12.63	59.5	0.52	0.88	-1.7	8
0.32	0.0015	12.8	58.2	0.54	0.93	-1.7	7
0.33	0.0014	12.96	58.8	0.52	0.89	-1.5	8
0.33	0.0015	13.12	57	0.52	0.91	-1.8	7
0.33	0.0017	13.29	54.2	0.5	0.92	-1.5	7
0.33	0.0016	13.45	54.5	0.46	0.85	-1.8	7
0.33	0.0017	13.62	55.6	0.39	0.7	-1.6	8
0.34	0.0019	13.78	46.4	0.47	1.01	-1.6	7
0.34	0.0022	13.94	40.2	0.68	1.69	-1.4	7
0.34	0.0022	14.11	42.9	0.69	1.61	-0.7	7
0.34	0.0016	14.27	55.9	0.71	1.27	-1	7
0.34	0.0012	14.44	77	0.69	0.9	-1.2	8
0.35	0.0011	14.6	80.9	0.69	0.86	-1.1	8
0.35	0.0013	14.76	69.1	0.63	0.91	-1.3	8
0.35	0.0016	14.93	60.7	0.49	0.81	-1.2	8
0.35	0.0016	15.09	56.3	0.76	1.35	-1.3	7
0.36	0.0019	15.26	51.8	0.88	1.7	-1	7

I_z	Δs (in.)	Depth (ft)	AvgQt (tsf)	AvgFs (tsf)	AvgRf (%)	AvgUd (ft)	SBT
0.36	0.0017	15.42	55.5	1.15	2.08	1.2	7
0.36	0.0016	15.58	57.2	1	1.75	-0.5	7
0.36	0.0018	15.75	55.9	0.9	1.61	-0.2	7
0.36	0.0014	15.91	66.4	0.81	1.22	0	7
0.37	0.0014	16.08	74	0.67	0.91	0.2	8
0.37	0.0013	16.24	75.6	0.72	0.96	-1	8
0.37	0.0015	16.4	63.6	0.64	1.01	-1.2	8
0.37	0.0018	16.57	57.7	0.79	1.37	-1.3	7
0.37	0.0019	16.73	51.4	1.06	2.07	-0.6	6
0.38	0.0023	16.9	44.1	1.1	2.5	1	6
0.38	0.0021	17.06	47.5	0.99	2.09	0.2	6
0.38	0.0020	17.22	50	0.74	1.48	-0.5	7
0.38	0.0020	17.39	52.4	0.69	1.32	-1.3	7
0.38	0.0019	17.55	51.5	0.71	1.38	-1.2	7
0.39	0.0021	17.72	51.1	0.83	1.63	-0.6	7
0.39	0.0022	17.88	46.6	0.98	2.11	-0.7	6
0.39	0.0022	18.04	45.2	0.97	2.15	-0.1	6
0.39	0.0025	18.21	43.1	0.98	2.28	-0.4	6
0.39	0.0026	18.37	39.6	0.89	2.25	-0.3	6
0.40	0.0026	18.54	42.3	0.9	2.13	3.3	6
0.40	0.0029	18.7	36.2	0.72	1.99	4.7	6
0.40	0.0029	18.86	36.4	0.67	1.84	7.7	6
0.40	0.0026	19.03	41.9	0.57	1.37	2.5	7
0.41	0.0024	19.19	44.2	0.5	1.14	1.1	7
0.41	0.0024	19.36	47.2	0.42	0.89	0.4	7
0.41	0.0021	19.52	49.4	0.49	0.99	0	7
0.41	0.0021	19.68	51.5	0.59	1.15	0.2	7
0.41	0.0023	19.85	49.9	0.72	1.45	0.4	7

I_z	Δs (in.)	Depth (ft)	AvgQt (tsf)	AvgFs (tsf)	AvgRf (%)	AvgUd (ft)	SBT
0.42	0.0022	20.01	49.8	0.77	1.55	0.4	7
0.42	0.0024	20.18	48.8	0.68	1.4	0.2	7
0.42	0.0022	20.34	48.4	0.6	1.24	-0.4	7
0.42	0.0023	20.51	51	0.53	1.04	-0.5	7
0.42	0.0021	20.67	51.6	0.54	1.05	-0.6	7
0.43	0.0020	20.83	55.2	0.62	1.13	-0.6	7
0.43	0.0020	21	58.6	0.65	1.11	-0.5	7
0.43	0.0021	21.16	53.7	0.64	1.2	-0.3	7
0.43	0.0025	21.33	47.3	0.59	1.25	-0.8	7
0.43	0.0026	21.49	43.2	0.53	1.23	-0.6	7
0.44	0.0029	21.65	39.1	0.61	1.56	-0.5	7
0.44	0.0032	21.82	37.7	0.7	1.86	-0.5	6
0.44	0.0031	21.98	36.3	0.66	1.82	0.4	6
0.44	0.0035	22.15	34.6	0.66	1.91	6	6
0.44	0.0032	22.31	36.2	0.74	2.05	12.8	6
0.45	0.0024	22.47	47.7	0.72	1.51	21.5	7
0.45	0.0020	22.64	60.4	0.67	1.11	27.2	7
0.45	0.0022	22.8	53.1	0.54	1.02	1.3	7
0.45	0.0026	22.97	48.3	0.52	1.08	0.3	7
0.45	0.0023	23.13	52.1	0.76	1.46	0.4	7
0.46	0.0027	23.29	44.3	0.91	2.06	1.2	6
0.46	0.0035	23.46	36.6	0.89	2.44	2.5	6
0.46	0.0033	23.62	36.1	0.57	1.58	5.5	6
0.46	0.0028	23.79	45.8	0.61	1.34	7.1	7
0.47	0.0024	23.95	51	0.79	1.55	1.9	7
0.47	0.0024	24.11	49.7	0.85	1.71	3.4	7
0.47	0.0026	24.28	50	0.95	1.9	6.1	7
0.47	0.0025	24.44	49.5	1.03	2.09	2.5	6

I_z	Δs (in.)	Depth (ft)	AvgQt (tsf)	AvgFs (tsf)	AvgRf (%)	AvgUd (ft)	SBT
0.47	0.0026	24.61	50.5	0.92	1.82	3.2	7
0.48	0.0023	24.77	54.7	0.73	1.34	4.7	7
0.48	0.0023	24.93	54.7	0.49	0.9	1.4	7
0.48	0.0023	25.1	57.9	0.56	0.97	0.8	7
0.48	0.0021	25.26	60.5	0.66	1.09	0.6	7
0.48	0.0022	25.43	61.5	0.71	1.16	1.2	7
0.49	0.0019	25.59	65.9	0.55	0.84	0.2	8
0.49	0.0018	25.75	72.2	0.7	0.97	-0.5	8
0.49	0.0019	25.92	72.7	0.9	1.24	-0.1	7
0.49	0.0018	26.08	72	1	1.39	0.1	7
0.49	0.0019	26.25	70.4	0.94	1.34	-0.5	7
0.50	0.0017	26.41	75.1	0.74	0.99	-0.6	8
0.50	0.0017	26.57	74.5	0.72	0.97	-0.6	8
0.50	0.0019	26.74	72.2	0.74	1.03	-0.6	8
0.50	0.0018	26.9	73	0.89	1.22	-0.6	8
0.50	0.0019	27.07	71.8	0.88	1.23	-0.3	7
0.51	0.0019	27.23	67.6	0.94	1.39	-0.6	7
0.51	0.0019	27.39	69.1	1.14	1.65	-0.5	7
0.51	0.0018	27.56	79.6	1.26	1.59	0.3	7
0.51	0.0012	27.72	107.5	1.42	1.32	0.3	8
0.52	0.0011	27.89	132.3	1.49	1.13	-0.6	8
0.52	0.0009	28.05	154.3	1.68	1.09	-0.5	8
0.52	0.0008	28.21	178.2	1.96	1.1	-0.2	9
0.52	0.0007	28.38	192.4	0.02	0.01	0.2	10
0.52	0.0007	28.54	192.9	0.02	0.01	0.1	10
SUM=	0.3447						

				ConeTec	Inc.	-	CPT	Interpretation
C1	0.9290	for Df =	3.00	Interpretat	Output	-	Release	1.00.18
C2	1.5000	for 40 yrs		Run	No:	99-0525-1349-4886		
C3	1.7500			Job	No:	99-315		
Δp	1.6950	ksf		Client:	Stone	&	Webster	Engineering
α	5.0000			Project:	Private	Fuel	Storage	Faclity
				Site:	CPT-27			

I_z	Δs (in.)		Depth (ft)	AvgQt (tsf)	AvgFs (tsf)	AvgRf (%)	AvgUd (ft)	SBT
			2.95	14.7	0.36	2.46	0	5
0.20	0.0034	ε = .0034	3.12	16.2	0.36	2.23	0	5
0.20	0.0029		3.28	17.9	0.32	1.79	0	6
0.21	0.0027		3.44	19.7	0.33	1.68	-0.2	6
0.21	0.0029		3.61	19.8	0.35	1.77	0	6
0.21	0.0029		3.77	18.9	0.36	1.91	0	6
0.21	0.0031		3.94	18.6	0.36	1.94	-0.1	6
0.21	0.0033		4.1	17	0.29	1.71	0	6
0.22	0.0038		4.27	15.7	0.26	1.66	-0.3	6
0.22	0.0039		4.43	14.6	0.22	1.51	-0.1	6
0.22	0.0046		4.59	12.3	0.21	1.71	-0.6	5
0.22	0.0054		4.76	11.4	0.24	2.12	-0.3	5
0.22	0.0052		4.92	11.2	0.2	1.79	-0.3	5
0.23	0.0062		5.09	10	0.2	2	-0.2	5
0.23	0.0052		5.25	11.4	0.2	1.76	0	5
0.23	0.0043	ε = .0309	5.41	13.8	0.26	1.89	2.9	5
0.23	0.0041		5.58	15.8	0.25	1.58	8.8	6
0.23	0.0036		5.74	16.9	0.3	1.78	15.5	6
0.24	0.0033		5.91	19.6	0.27	1.38	14.7	6
0.24	0.0037		6.07	16.9	0.23	1.37	28.1	6

$\Sigma \Delta s = 0.4124$

SBT > 5

$\Sigma \Delta s = .4124 - .0034 - .0309 - .0170 = 0.3611''$

I_z	Δs (in.)		Depth (ft)	AvgQt (tsf)	AvgFs (tsf)	AvgRf (%)	AvgUd (ft)	SBT
0.24	0.0041		6.23	15.1	0.18	1.19	35	6
0.24	0.0041		6.4	16.4	0.18	1.1	41	6
0.25	0.0034		6.56	18.5	0.19	1.03	39	6
0.25	0.0040		6.73	17	0.24	1.41	39.1	6
0.25	0.0038		6.89	16.8	0.26	1.55	35.6	6
0.25	0.0039		7.05	16.8	0.26	1.55	24.1	6
0.25	0.0042		7.22	16.6	0.29	1.75	24.6	6
0.26	0.0039		7.38	16.9	0.28	1.66	25.4	6
0.26	0.0044		7.55	16.1	0.29	1.81	27.3	6
0.26	0.0042		7.71	16.2	0.3	1.85	16.5	6
0.26	0.0044		7.87	15.5	0.28	1.81	18.5	6
0.26	0.0059		8.04	12.3	0.26	2.12	14.6	5
0.27	0.0055		8.2	12.6	0.25	1.99	8.9	5
0.27	0.0056	Σ= .0170	8.37	13.2	0.22	1.66	5.9	5
0.27	0.0051		8.53	13.6	0.19	1.4	6.7	6
0.27	0.0044		8.69	16	0.25	1.57	12.4	6
0.27	0.0041		8.86	18.2	0.35	1.93	17.3	6
0.28	0.0031		9.02	23	0.41	1.78	21.2	6
0.28	0.0026		9.19	29	0.39	1.35	1.2	6
0.28	0.0024		9.35	30.3	0.34	1.12	-0.9	7
0.28	0.0021		9.51	34.3	0.25	0.73	-1.9	7
0.28	0.0020		9.68	40	0.23	0.58	-1.5	7
0.29	0.0017		9.84	44.6	0.23	0.52	-1.4	7
0.29	0.0018		10.01	45.2	0.23	0.51	-1.5	8
0.29	0.0017		10.17	43.2	0.22	0.51	-1.5	7
0.29	0.0019		10.33	40.7	0.23	0.57	-1.5	7
0.30	0.0022		10.5	36.3	0.24	0.66	-1.6	7
0.30	0.0019		10.66	40.5	0.3	0.74	-1.5	7

I_z	Δs (in.)	Depth (ft)	AvgQt (tsf)	AvgFs (tsf)	AvgRf (%)	AvgUd (ft)	SBT
0.30	0.0013	10.83	65.3	0.35	0.54	-1.5	8
0.30	0.0012	10.99	63.9	0.39	0.61	-1.6	8
0.30	0.0013	11.15	58.5	0.35	0.6	-1.4	8
0.31	0.0015	11.32	57.4	0.39	0.68	-1.5	8
0.31	0.0014	11.48	56.3	0.39	0.69	-1.4	8
0.31	0.0016	11.65	53.7	0.38	0.71	-1.3	8
0.31	0.0015	11.81	53.4	0.4	0.75	-1.5	8
0.31	0.0015	11.97	53.1	0.4	0.76	-1.2	8
0.32	0.0016	12.14	54.5	0.45	0.83	-1.3	7
0.32	0.0015	12.3	54	0.41	0.76	-1.3	8
0.32	0.0016	12.47	55.6	0.37	0.67	-1.1	8
0.32	0.0015	12.63	55.3	0.37	0.67	-1.2	8
0.32	0.0017	12.8	53.4	0.39	0.73	-0.8	8
0.33	0.0015	12.96	57.7	0.42	0.73	-0.8	8
0.33	0.0013	13.12	66.2	0.45	0.68	-0.8	8
0.33	0.0013	13.29	69	0.48	0.7	-0.8	8
0.33	0.0012	13.45	70.3	0.5	0.71	-1	8
0.33	0.0012	13.62	79.7	0.53	0.67	-0.8	8
0.34	0.0009	13.78	92.5	0.64	0.69	-0.7	8
0.34	0.0009	13.94	94.5	0.69	0.73	-0.7	8
0.34	0.0011	14.11	84.5	0.63	0.75	-0.7	8
0.34	0.0013	14.27	70.4	0.52	0.74	-0.8	8
0.34	0.0016	14.44	58.1	0.39	0.67	-0.6	8
0.35	0.0019	14.6	47.8	0.43	0.9	-0.8	7
0.35	0.0021	14.76	43.1	0.62	1.44	-0.7	7
0.35	0.0024	14.93	39.5	0.76	1.93	-0.7	6
0.35	0.0022	15.09	42.3	0.96	2.28	1.2	6
0.36	0.0025	15.26	39.9	0.79	1.98	-0.4	6

I_z	Δs (in.)	Depth (ft)	AvgQt (tsf)	AvgFs (tsf)	AvgRf (%)	AvgUd (ft)	SBT
0.36	0.0029	15.42	31.8	0.6	1.89	2	6
0.36	0.0024	15.58	38.4	0.56	1.46	5.2	7
0.36	0.0019	15.75	53.1	0.49	0.93	-3.3	7
0.36	0.0019	15.91	48.4	0.45	0.93	-0.7	7
0.37	0.0022	16.08	46.8	0.46	0.99	-0.2	7
0.37	0.0022	16.24	43.8	0.7	1.6	-0.5	7
0.37	0.0025	16.4	38.5	0.91	2.37	0	6
0.37	0.0030	16.57	34.1	0.9	2.64	1.8	6
0.37	0.0027	16.73	36.1	0.76	2.11	3.5	6
0.38	0.0026	16.9	39.6	0.74	1.87	1.6	6
0.38	0.0025	17.06	39.3	0.83	2.12	-1.2	6
0.38	0.0028	17.22	35.1	0.8	2.28	0.6	6
0.38	0.0029	17.39	36.4	0.73	2.01	3.6	6
0.38	0.0027	17.55	37.2	0.73	1.97	6.6	6
0.39	0.0032	17.72	33.6	0.68	2.03	2.6	6
0.39	0.0033	17.88	30.2	0.6	1.99	5	6
0.39	0.0030	18.04	33.6	0.59	1.76	6.7	6
0.39	0.0029	18.21	37.4	0.62	1.66	3.3	6
0.39	0.0026	18.37	38.9	0.71	1.83	2.5	6
0.40	0.0028	18.54	38.7	0.72	1.87	3.1	6
0.40	0.0026	18.7	39.3	0.57	1.45	2.1	7
0.40	0.0024	18.86	43.3	0.47	1.09	0.7	7
0.40	0.0025	19.03	44.3	0.47	1.06	-0.8	7
0.41	0.0023	19.19	45.4	0.56	1.24	-0.6	7
0.41	0.0025	19.36	44.2	0.71	1.61	-0.1	7
0.41	0.0024	19.52	43.4	0.73	1.68	-0.3	7
0.41	0.0026	19.68	41.5	0.64	1.55	0	7
0.41	0.0027	19.85	42.3	0.61	1.45	-0.2	7

I_z	Δs (in.)	Depth (ft)	AvgQt (tsf)	AvgFs (tsf)	AvgRf (%)	AvgUd (ft)	SBT
0.42	0.0026	20.01	41.9	0.57	1.36	-0.6	7
0.42	0.0027	20.18	43	0.61	1.42	-0.3	7
0.42	0.0025	20.34	43.4	0.57	1.32	-0.5	7
0.42	0.0025	20.51	46.4	0.5	1.08	-0.2	7
0.42	0.0025	20.67	44.8	0.43	0.96	-0.4	7
0.43	0.0027	20.83	41	0.52	1.27	-0.7	7
0.43	0.0033	21	36	0.61	1.7	-0.3	6
0.43	0.0034	21.16	32.5	0.68	2.1	0	6
0.43	0.0039	21.33	30.9	0.6	1.95	5.8	6
0.43	0.0036	21.49	31.2	0.59	1.89	14.6	6
0.44	0.0038	21.65	29.5	0.55	1.87	23.8	6
0.44	0.0043	21.82	27.9	0.52	1.87	23.5	6
0.44	0.0040	21.98	28.8	0.58	2.02	17.3	6
0.44	0.0045	22.15	27.2	0.63	2.32	12.6	6
0.44	0.0032	22.31	35.8	0.62	1.74	27.9	6
0.45	0.0035	22.47	33.2	0.59	1.78	27.9	6
0.45	0.0035	22.64	35.2	0.58	1.65	30.3	6
0.45	0.0039	22.8	30.2	0.5	1.66	18.6	6
0.45	0.0040	22.97	31.3	0.42	1.35	22.2	6
0.45	0.0032	23.13	37.4	0.5	1.34	24.2	7
0.46	0.0031	23.29	37.9	0.61	1.61	0.7	7
0.46	0.0034	23.46	37	0.7	1.9	4.2	6
0.46	0.0032	23.62	37	0.68	1.84	8.2	6
0.46	0.0035	23.79	36.1	0.67	1.86	2.7	6
0.47	0.0030	23.95	39.9	0.75	1.88	3.9	6
0.47	0.0032	24.11	38.4	0.71	1.85	2.5	6
0.47	0.0030	24.28	42.5	0.75	1.77	4.3	7
0.47	0.0023	24.44	52.6	0.62	1.18	1.2	7

I_z	Δs (in.)	Depth (ft)	AvgQt (tsf)	AvgFs (tsf)	AvgRf (%)	AvgUd (ft)	SBT
0.47	0.0022	24.61	59.5	0.54	0.91	0	8
0.48	0.0020	24.77	61.4	0.54	0.88	-0.7	8
0.48	0.0019	24.93	64.5	0.96	1.49	-0.9	7
0.48	0.0021	25.1	63.2	1.32	2.09	-0.4	7
0.48	0.0019	25.26	65.8	1.19	1.81	-0.2	7
0.48	0.0019	25.43	69.5	0.83	1.2	-1.1	7
0.49	0.0017	25.59	73.7	0.7	0.95	-0.1	8
0.49	0.0017	25.75	73.1	0.9	1.23	-0.1	7
0.49	0.0017	25.92	77.2	1.15	1.49	-0.7	7
0.49	0.0018	26.08	72.1	1.11	1.54	-0.7	7
0.49	0.0021	26.25	64.8	1.31	2.03	-0.4	7
0.50	0.0021	26.41	61.1	1.42	2.33	-0.2	6
0.50	0.0019	26.57	66.7	1.34	2.01	-0.8	7
0.50	0.0013	26.74	104.7	1.39	1.33	-0.1	8
0.50	0.0010	26.9	126.4	1.25	0.99	-0.1	8
0.50	0.0010	27.07	142.5	1.34	0.94	-0.1	9
0.51	0.0008	27.23	166	1.61	0.97	0	9
0.51	0.0007	27.39	179.4	1.9	1.06	-0.1	9
0.51	0.0008	27.56	187.4	0.02	0.01	-0.2	10
0.51	0.0007	27.72	184.7	0.02	0.01	0	9

SUM= 0.4124

				ConeTec	Inc.	-	CPT	Interpretation	
C1	0.9290	for Df =	3.00	Interpretat	Output	-	Release	1.00.18	
C2	1.5000	for 40 yrs		Run	No:	99-0525-1349-4930			
C3	1.7500			Job	No:	99-315			
Δp	1.6950	ksf		Client:	Stone	&	Webster	Engineering	
α	5.0000			Project:	Private	Fuel	Storage	Faclity	
				Site:	CPT-28				
I_z	Δs			Depth	AvgQt	AvgFs	AvgRf	AvgUd	SBT
	(in.)			(ft)	(tsf)	(tsf)	(%)	(ft)	
				2.95	20.2	0.02	0.1	-0.5	7
0.20	0.0030			3.12	18.8	0.12	0.64	-0.5	6
0.20	0.0027			3.28	19.5	0.28	1.44	-0.6	6
0.21	0.0031			3.44	17.4	0.31	1.78	-0.1	6
0.21	0.0040			3.61	14.4	0.23	1.6	-2	6
0.21	0.0036			3.77	15.3	0.18	1.18	-4.1	6
0.21	0.0036			3.94	16.1	0.19	1.18	-4.7	6
0.21	0.0036			4.1	15.2	0.19	1.25	-0.6	6
0.22	0.0044			4.27	13.5	0.11	0.82	-1.2	6
0.22	0.0045			4.43	12.5	0.07	0.56	-1.8	6
0.22	0.0040			4.59	14.3	0.09	0.63	-0.8	6
0.22	0.0041			4.76	14.9	0.13	0.88	-0.8	6
0.22	0.0042			4.92	13.7	0.12	0.88	-0.6	6
0.23	0.0047			5.09	13.3	0.11	0.83	-0.7	6
0.23	0.0043			5.25	13.9	0.12	0.86	-0.8	6
0.23	0.0041			5.41	14.7	0.15	1.02	0.3	6
0.23	0.0039			5.58	16.6	0.16	0.97	0.6	6
0.23	0.0035			5.74	17.4	0.2	1.15	1.1	6
0.24	0.0039			5.91	16.9	0.25	1.48	0.8	6
0.24	0.0035			6.07	17.8	0.31	1.74	2.1	6

$\Sigma \Delta s = 0.4101"$

I_z	Δs (in.)	Depth (ft)	AvgQt (tsf)	AvgFs (tsf)	AvgRf (%)	AvgUd (ft)	SBT
0.24	0.0033	6.23	19.1	0.33	1.73	9.7	6
0.24	0.0038	6.4	17.6	0.29	1.65	17.5	6
0.25	0.0037	6.56	17.2	0.25	1.45	23.7	6
0.25	0.0038	6.73	18.1	0.21	1.17	23.3	6
0.25	0.0038	6.89	16.8	0.18	1.08	21.4	6
0.25	0.0042	7.05	15.5	0.16	1.03	22.6	6
0.25	0.0044	7.22	15.9	0.17	1.07	21.8	6
0.26	0.0037	7.38	18.1	0.2	1.11	14.6	6
0.26	0.0040	7.55	17.6	0.24	1.37	12.9	6
0.26	0.0039	7.71	17.3	0.25	1.45	11.7	6
0.26	0.0038	7.87	17.8	0.27	1.52	13.9	6
0.26	0.0038	8.04	19	0.3	1.59	12.9	6
0.27	0.0034	8.2	20.4	0.31	1.52	14.7	6
0.27	0.0041	8.37	17.9	0.32	1.79	14.7	6
0.27	0.0036	8.53	19.2	0.31	1.62	8.2	6
0.27	0.0039	8.69	18.2	0.33	1.82	5.1	6
0.27	0.0040	8.86	18.7	0.35	1.87	6.1	6
0.28	0.0038	9.02	18.8	0.33	1.76	8	6
0.28	0.0039	9.19	19.5	0.31	1.59	9.6	6
0.28	0.0041	9.35	17.9	0.33	1.85	8.9	6
0.28	0.0039	9.51	18.9	0.27	1.43	14.5	6
0.28	0.0039	9.68	19.9	0.3	1.51	17	6
0.29	0.0036	9.84	20.9	0.27	1.3	19.9	6
0.29	0.0034	10.01	23.7	0.21	0.89	21.7	6
0.29	0.0032	10.17	23.3	0.19	0.82	2.4	6
0.29	0.0028	10.33	26.8	0.18	0.67	-0.1	7
0.30	0.0028	10.5	29.3	0.14	0.48	-0.8	7
0.30	0.0022	10.66	35.6	0.11	0.31	-1.2	7

I_z	Δs (in.)	Depth (ft)	AvgQt (tsf)	AvgFs (tsf)	AvgRf (%)	AvgUd (ft)	SBT
0.30	0.0022	10.83	38.3	0.11	0.29	-1.3	8
0.30	0.0019	10.99	41.8	0.12	0.29	-1.5	8
0.30	0.0017	11.15	46.3	0.11	0.24	-1.5	8
0.31	0.0017	11.32	49.1	0.15	0.31	-1.6	8
0.31	0.0015	11.48	52.2	0.18	0.35	-1.7	8
0.31	0.0016	11.65	51.8	0.2	0.39	-1.6	8
0.31	0.0015	11.81	53	0.19	0.36	-1.3	8
0.31	0.0015	11.97	54.5	0.2	0.37	-1.2	8
0.32	0.0015	12.14	56.5	0.21	0.37	-1.2	8
0.32	0.0015	12.3	54	0.22	0.41	-1.2	8
0.32	0.0017	12.47	51.4	0.26	0.51	-1.2	8
0.32	0.0015	12.63	56.3	0.26	0.46	-1.1	8
0.32	0.0015	12.8	60.9	0.27	0.44	-1.2	8
0.33	0.0014	12.96	60.7	0.23	0.38	-1.1	8
0.33	0.0015	13.12	58.1	0.17	0.29	-1	8
0.33	0.0016	13.29	56.7	0.19	0.34	-0.9	8
0.33	0.0015	13.45	58.6	0.22	0.38	-1	8
0.33	0.0015	13.62	60.2	0.24	0.4	-0.9	8
0.34	0.0015	13.78	57.6	0.26	0.45	-0.8	8
0.34	0.0014	13.94	62.6	0.27	0.43	-1	8
0.34	0.0014	14.11	69.1	0.29	0.42	-0.8	8
0.34	0.0014	14.27	65.5	0.27	0.41	-0.9	8
0.34	0.0015	14.44	64.1	0.24	0.38	-1	8
0.35	0.0014	14.6	65.6	0.2	0.31	-0.9	8
0.35	0.0014	14.76	64.2	0.2	0.31	-0.9	8
0.35	0.0015	14.93	64.1	0.2	0.31	-0.8	8
0.35	0.0015	15.09	61.3	0.2	0.33	-0.8	8
0.36	0.0016	15.26	59.6	0.16	0.27	-0.8	8

I_z	Δs (in.)	Depth (ft)	AvgQt (tsf)	AvgFs (tsf)	AvgRf (%)	AvgUd (ft)	SBT
0.36	0.0016	15.42	58.4	0.15	0.26	-0.9	8
0.36	0.0016	15.58	58.4	0.16	0.27	-0.8	8
0.36	0.0016	15.75	61.8	0.19	0.31	-0.8	8
0.36	0.0017	15.91	55.1	0.19	0.35	-0.8	8
0.37	0.0020	16.08	50.5	0.2	0.4	-0.8	8
0.37	0.0017	16.24	57.5	0.29	0.51	-0.6	8
0.37	0.0011	16.4	90.8	0.4	0.44	-0.7	8
0.37	0.0012	16.57	87.2	0.47	0.54	-0.4	8
0.37	0.0012	16.73	77.7	0.43	0.55	-0.5	8
0.38	0.0014	16.9	75.2	0.41	0.55	-0.6	8
0.38	0.0011	17.06	87.5	0.39	0.45	-0.6	8
0.38	0.0011	17.22	86.7	0.38	0.44	-0.6	8
0.38	0.0015	17.39	71	0.33	0.47	-0.4	8
0.38	0.0016	17.55	61.2	0.19	0.31	-0.4	8
0.39	0.0017	17.72	61.6	0.18	0.29	-0.3	8
0.39	0.0013	17.88	76.9	0.33	0.43	-0.3	8
0.39	0.0016	18.04	65	0.63	0.97	-0.3	8
0.39	0.0022	18.21	48.2	0.69	1.43	-0.4	7
0.39	0.0023	18.37	44.1	0.62	1.41	-0.1	7
0.40	0.0024	18.54	46.4	0.55	1.19	-0.5	7
0.40	0.0024	18.7	43.4	0.57	1.32	0	7
0.40	0.0026	18.86	39.9	0.63	1.58	0.7	7
0.40	0.0029	19.03	38.6	0.46	1.2	0.7	7
0.41	0.0026	19.19	40.6	0.42	1.04	1.4	7
0.41	0.0025	19.36	44.6	0.63	1.41	-2.3	7
0.41	0.0028	19.52	38.4	0.73	1.91	-2.4	6
0.41	0.0034	19.68	31.8	0.77	2.43	0.3	6
0.41	0.0040	19.85	28.4	0.55	1.94	1.4	6

I_z	Δs (in.)	Depth (ft)	AvgQt (tsf)	AvgFs (tsf)	AvgRf (%)	AvgUd (ft)	SBT
0.42	0.0036	20.01	29.6	0.43	1.46	2.2	6
0.42	0.0032	20.18	36.5	0.34	0.93	2.9	7
0.42	0.0025	20.34	44.1	0.26	0.59	1.1	7
0.42	0.0025	20.51	46.2	0.2	0.43	0.5	8
0.42	0.0020	20.67	54.4	0.22	0.41	0.5	8
0.43	0.0019	20.83	58.2	0.26	0.45	0.1	8
0.43	0.0019	21	63.3	0.26	0.41	0.1	8
0.43	0.0018	21.16	61.6	0.24	0.39	-0.1	8
0.43	0.0021	21.33	57.9	0.21	0.36	0	8
0.43	0.0022	21.49	50.4	0.26	0.52	-0.2	8
0.44	0.0026	21.65	43.4	0.4	0.92	-0.3	7
0.44	0.0034	21.82	35.5	0.55	1.55	-0.1	6
0.44	0.0037	21.98	30.8	0.63	2.05	0.5	6
0.44	0.0040	22.15	30.8	0.55	1.79	3.2	6
0.44	0.0040	22.31	29.1	0.5	1.72	7.8	6
0.45	0.0040	22.47	28.9	0.55	1.91	11.6	6
0.45	0.0040	22.64	30.9	0.54	1.75	17.6	6
0.45	0.0040	22.8	28.9	0.48	1.66	22.8	6
0.45	0.0041	22.97	30.3	0.49	1.62	24.9	6
0.45	0.0035	23.13	33.9	0.44	1.3	26	7
0.46	0.0035	23.29	33.7	0.53	1.58	26.7	6
0.46	0.0044	23.46	28.6	0.46	1.61	18.9	6
0.46	0.0045	23.62	26.8	0.41	1.53	19.5	6
0.46	0.0040	23.79	32	0.42	1.32	20.4	7
0.47	0.0036	23.95	33.8	0.46	1.37	20	7
0.47	0.0034	24.11	36.1	0.47	1.31	22	7
0.47	0.0033	24.28	39.3	0.59	1.51	11	7
0.47	0.0035	24.44	35.3	0.58	1.65	3.6	6

I_z	Δs (in.)	Depth (ft)	AvgQt (tsf)	AvgFs (tsf)	AvgRf (%)	AvgUd (ft)	SBT
0.47	0.0042	24.61	31.3	0.62	1.98	4.4	6
0.48	0.0038	24.77	32.8	0.56	1.71	5.8	6
0.48	0.0035	24.93	35.4	0.56	1.59	8.8	6
0.48	0.0032	25.1	40.9	0.56	1.37	4.4	7
0.48	0.0026	25.26	47.3	0.44	0.93	2.3	7
0.48	0.0022	25.43	60.1	0.33	0.55	1.3	8
0.49	0.0021	25.59	59.3	0.19	0.32	0.7	8
0.49	0.0022	25.75	58	0.21	0.36	0.1	8
0.49	0.0022	25.92	61.4	0.28	0.46	-0.1	8
0.49	0.0021	26.08	61.6	0.44	0.72	-0.3	8
0.49	0.0022	26.25	60.7	0.66	1.09	-0.2	7
0.50	0.0022	26.41	58.9	0.96	1.63	-0.2	7
0.50	0.0024	26.57	54.3	1.15	2.12	-0.3	6
0.50	0.0026	26.74	53.8	1.23	2.29	-0.1	6
0.50	0.0020	26.9	66.2	1.26	1.91	0	7
0.50	0.0015	27.07	90.6	1.17	1.29	-0.1	8
0.51	0.0012	27.23	105.1	1.05	1	-0.2	8
0.51	0.0010	27.39	132.3	1.08	0.82	-0.5	9
0.51	0.0009	27.56	148.4	1.15	0.78	-0.4	9
0.51	0.0007	27.72	179.4	0.02	0.01	-0.3	9
0.52	0.0007	27.89	203.8	0.02	0.01	-0.1	10

SUM= 0.4101

				ConeTec	Inc.	-	CPT	Interpretation	
C1	0.9290	for Df =	3.00	Interpretat	Output	-	Release	1.00.18	
C2	1.5000	for 40 yrs		Run	No:	99-0525-1349-4968			
C3	1.7500			Job	No:	99-315			
Δp	1.6950	ksf		Client:	Stone	&	Webster	Engineering	
α	5.0000			Project:	Private	Fuel	Storage	Faclity	
				Site:	CPT-29				
I_z	Δs			Depth	AvgQt	AvgFs	AvgRf	AvgUd	SBT
	(in.)			(ft)	(tsf)	(tsf)	(%)	(ft)	
				2.95	18.8	0.32	1.7	0.6	6
0.20	0.0034			3.12	16.3	0.18	1.11	0.4	6
0.20	0.0034			3.28	15.7	0.04	0.26	-1.8	6
0.21	0.0037			3.44	14.3	0.02	0.14	-3	6
0.21	0.0035			3.61	16.5	0.02	0.12	-2	7
0.21	0.0031			3.77	17.7	0.03	0.17	-0.6	7
0.21	0.0031			3.94	19.1	0.09	0.47	0.2	6
0.21	0.0035			4.1	15.9	0.1	0.63	-1.2	6
0.22	0.0043			4.27	13.8	0.05	0.36	-3	6
0.22	0.0042			4.43	13.6	0.02	0.15	-4.1	6
0.22	0.0047			4.59	12.2	0.02	0.16	-4.4	6
0.22	0.0047			4.76	13	0.02	0.15	-0.3	6
0.22	0.0045			4.92	12.8	0.02	0.16	-0.5	6
0.23	0.0047			5.09	13.3	0.03	0.23	-0.7	6
0.23	0.0044			5.25	13.6	0.06	0.44	-0.5	6
0.23	0.0047			5.41	12.6	0.08	0.64	-0.4	6
0.23	0.0051			5.58	12.5	0.08	0.64	-1.3	6
0.23	0.0046			5.74	13.3	0.14	1.05	-1.9	6
0.24	0.0047			5.91	13.8	0.13	0.95	-2	6
0.24	0.0045			6.07	13.9	0.14	1.01	-0.7	6

$\Sigma \Delta s = 0.4855$

SBT 75

$\Sigma \Delta s = .4855 - .0375 = .4480$

I_z	Δs (in.)		Depth (ft)	AvgQt (tsf)	AvgFs (tsf)	AvgRf (%)	AvgUd (ft)	SBT
0.24	0.0044		6.23	14.2	0.17	1.2	-0.2	6
0.24	0.0047		6.4	14.3	0.23	1.62	1.7	6
0.25	0.0044		6.56	14.3	0.22	1.55	5.3	6
0.25	0.0059		6.73	11.5	0.14	1.22	2.7	6
0.25	0.0060		6.89	10.7	0.08	0.75	-0.2	6
0.25	0.0057		7.05	11.4	0.05	0.44	-0.3	6
0.25	0.0063		7.22	11.1	0.12	1.08	0	6
0.26	0.0048		7.38	13.9	0.16	1.15	0	6
0.26	0.0050		7.55	14.1	0.2	1.42	-0.2	6
0.26	0.0050		7.71	13.4	0.19	1.42	1.2	6
0.26	0.0051		7.87	13.4	0.19	1.42	3.2	6
0.26	0.0051		8.04	14.3	0.19	1.34	3.2	6
0.27	0.0050		8.2	13.8	0.2	1.45	2.4	6
0.27	0.0048		8.37	15.3	0.2	1.31	-1.4	6
0.27	0.0051		8.53	13.7	0.2	1.47	-1	6
0.27	0.0057		8.69	12.3	0.17	1.38	-0.9	5
0.27	0.0061		8.86	12.4	0.13	1.05	-1.2	6
0.28	0.0067		9.02	10.7	0.19	1.77	-1.1	5
0.28	0.0071		9.19	10.8	0.19	1.76	-1.1	5
0.28	0.0062		9.35	11.8	0.18	1.53	-0.6	5
0.28	0.0057	Σ = 0.0375	9.51	12.8	0.25	1.95	-0.3	5
0.28	0.0047		9.68	16.6	0.26	1.57	0.1	6
0.29	0.0045		9.84	16.5	0.19	1.16	1.7	6
0.29	0.0040		10.01	20	0.09	0.45	1	7
0.29	0.0025		10.17	30.7	0.09	0.29	-0.6	7
0.29	0.0023		10.33	33.4	0.14	0.42	-1.2	7
0.30	0.0022		10.5	37	0.17	0.46	-1.2	7
0.30	0.0021		10.66	37.4	0.17	0.46	-1.1	7

I_z	Δs (in.)	Depth (ft)	AvgQt (tsf)	AvgFs (tsf)	AvgRf (%)	AvgUd (ft)	SBT
0.30	0.0021	10.83	39.4	0.14	0.36	-1.1	7
0.30	0.0020	10.99	39.5	0.15	0.38	-1.1	7
0.30	0.0020	11.15	38.4	0.18	0.47	-1.2	7
0.31	0.0022	11.32	38.1	0.18	0.47	-1	7
0.31	0.0018	11.48	45	0.2	0.45	-0.9	8
0.31	0.0018	11.65	47.3	0.24	0.51	-1	8
0.31	0.0016	11.81	49.4	0.26	0.53	-0.8	8
0.31	0.0019	11.97	43.7	0.35	0.8	-0.9	7
0.32	0.0022	12.14	39.2	0.53	1.35	-1.2	7
0.32	0.0025	12.3	33.1	0.51	1.54	-0.7	6
0.32	0.0027	12.47	33.1	0.44	1.33	-1.2	7
0.32	0.0026	12.63	32.3	0.48	1.49	-1.2	6
0.32	0.0032	12.8	28	0.51	1.82	-0.5	6
0.33	0.0030	12.96	28.1	0.54	1.93	0.8	6
0.33	0.0033	13.12	25.4	0.44	1.74	-0.6	6
0.33	0.0029	13.29	31.4	0.36	1.15	1.5	7
0.33	0.0018	13.45	47.5	0.27	0.57	0.1	8
0.33	0.0016	13.62	57.6	0.26	0.45	-0.6	8
0.34	0.0013	13.78	65.8	0.29	0.44	-0.7	8
0.34	0.0013	13.94	65.7	0.34	0.52	-0.8	8
0.34	0.0015	14.11	64.2	0.34	0.53	-0.9	8
0.34	0.0015	14.27	59.5	0.35	0.59	-0.8	8
0.34	0.0016	14.44	58.7	0.35	0.6	-0.9	8
0.35	0.0016	14.6	55.8	0.35	0.63	-0.9	8
0.35	0.0016	14.76	55.8	0.34	0.61	-0.9	8
0.35	0.0017	14.93	56.7	0.31	0.55	-0.6	8
0.35	0.0017	15.09	55.4	0.33	0.6	-0.6	8
0.36	0.0017	15.26	58.1	0.33	0.57	-0.6	8

I_z	Δs (in.)	Depth (ft)	AvgQt (tsf)	AvgFs (tsf)	AvgRf (%)	AvgUd (ft)	SBT
0.36	0.0017	15.42	54.7	0.37	0.68	-0.7	8
0.36	0.0018	15.58	51.7	0.42	0.81	-0.6	7
0.36	0.0019	15.75	52.6	0.38	0.72	-0.6	8
0.36	0.0018	15.91	51.2	0.38	0.74	-0.5	7
0.37	0.0018	16.08	55.4	0.37	0.67	-0.6	8
0.37	0.0016	16.24	58.4	0.45	0.77	-0.6	8
0.37	0.0016	16.4	59.6	0.47	0.79	-0.5	8
0.37	0.0017	16.57	61.6	0.45	0.73	-0.4	8
0.37	0.0017	16.73	58.6	0.4	0.68	-0.4	8
0.38	0.0018	16.9	56.9	0.36	0.63	-0.3	8
0.38	0.0017	17.06	59.3	0.36	0.61	-0.3	8
0.38	0.0017	17.22	57.9	0.36	0.62	-0.4	8
0.38	0.0019	17.39	56.5	0.4	0.71	-0.3	8
0.38	0.0017	17.55	59.1	0.49	0.83	-0.2	8
0.39	0.0019	17.72	55.5	0.73	1.32	-0.3	7
0.39	0.0021	17.88	48.4	0.8	1.66	-0.3	7
0.39	0.0022	18.04	46.6	0.83	1.79	-0.3	7
0.39	0.0024	18.21	44.6	0.86	1.93	-0.4	6
0.39	0.0026	18.37	39.1	0.91	2.33	0.1	6
0.40	0.0029	18.54	37.2	0.87	2.35	1	6
0.40	0.0025	18.7	41.7	0.77	1.85	1.7	6
0.40	0.0025	18.86	42.1	0.7	1.67	-1	7
0.40	0.0029	19.03	37.8	0.71	1.89	0.3	6
0.41	0.0026	19.19	39.9	0.78	1.96	0.9	6
0.41	0.0032	19.36	35.3	0.65	1.85	1.8	6
0.41	0.0038	19.52	28.2	0.53	1.88	3.7	6
0.41	0.0034	19.68	31.2	0.39	1.25	4.5	7
0.41	0.0031	19.85	37.3	0.43	1.15	3.4	7

I_z	Δs (in.)	Depth (ft)	AvgQt (tsf)	AvgFs (tsf)	AvgRf (%)	AvgUd (ft)	SBT
0.42	0.0027	20.01	40.6	0.49	1.21	0.5	7
0.42	0.0027	20.18	42	0.61	1.46	-0.3	7
0.42	0.0026	20.34	42.1	0.6	1.43	0.2	7
0.42	0.0028	20.51	41.7	0.63	1.51	-0.6	7
0.42	0.0027	20.67	41.3	0.52	1.26	-0.4	7
0.43	0.0029	20.83	38.5	0.44	1.14	-0.3	7
0.43	0.0035	21	33.3	0.38	1.14	0.1	7
0.43	0.0035	21.16	31.9	0.37	1.16	-0.2	7
0.43	0.0033	21.33	35.6	0.35	0.99	0	7
0.43	0.0030	21.49	37.4	0.46	1.23	-0.1	7
0.44	0.0032	21.65	34.9	0.47	1.35	0.2	7
0.44	0.0037	21.82	32.7	0.57	1.75	0.5	6
0.44	0.0038	21.98	30.1	0.51	1.7	1.3	6
0.44	0.0041	22.15	29.9	0.53	1.78	3.9	6
0.44	0.0041	22.31	27.8	0.55	1.98	8.2	6
0.45	0.0040	22.47	28.7	0.5	1.75	13.3	6
0.45	0.0046	22.64	27	0.44	1.63	18.6	6
0.45	0.0044	22.8	26.8	0.42	1.57	20.8	6
0.45	0.0042	22.97	29.9	0.38	1.27	22.3	6
0.45	0.0040	23.13	29.6	0.44	1.49	24	6
0.46	0.0043	23.29	27.5	0.41	1.49	25.5	6
0.46	0.0050	23.46	25.4	0.37	1.46	27.9	6
0.46	0.0043	23.62	27.5	0.37	1.35	29.3	6
0.46	0.0043	23.79	29.7	0.38	1.28	25.2	6
0.47	0.0038	23.95	31.7	0.48	1.52	27.4	6
0.47	0.0036	24.11	33.4	0.49	1.47	20	6
0.47	0.0044	24.28	29.4	0.46	1.57	16.6	6
0.47	0.0041	24.44	29.8	0.4	1.35	18	6

I_z	Δs (in.)	Depth (ft)	AvgQt (tsf)	AvgFs (tsf)	AvgRf (%)	AvgUd (ft)	SBT
0.47	0.0046	24.61	28.5	0.4	1.41	20.3	6
0.48	0.0040	24.77	31	0.41	1.33	21.5	6
0.48	0.0034	24.93	36.8	0.44	1.2	23.3	7
0.48	0.0027	25.1	48.8	0.5	1.03	9.1	7
0.48	0.0025	25.26	50.4	0.71	1.41	4.6	7
0.48	0.0029	25.43	46.7	0.69	1.48	3.1	7
0.49	0.0025	25.59	50	0.62	1.24	2.5	7
0.49	0.0021	25.75	59.7	0.46	0.77	0.6	8
0.49	0.0023	25.92	59.6	0.78	1.31	0.2	7
0.49	0.0023	26.08	54.3	1.16	2.14	0.3	6
0.49	0.0026	26.25	53.1	1.39	2.62	0.1	6
0.50	0.0027	26.41	48.4	1.25	2.59	0.1	6
0.50	0.0024	26.57	54.7	1.08	1.98	0.4	7
0.50	0.0024	26.74	56.7	0.92	1.63	0.2	7
0.50	0.0019	26.9	69.8	0.88	1.26	0.2	7
0.50	0.0015	27.07	93.4	0.98	1.05	-0.4	8
0.51	0.0011	27.23	114.7	1.02	0.89	-0.3	8
0.51	0.0010	27.39	130.1	1.29	0.99	-0.3	8
0.51	0.0010	27.56	144.3	1.35	0.94	-0.4	9
0.51	0.0008	27.72	174	0.02	0.01	-0.3	9
0.52	0.0007	27.89	209.1	0.02	0.01	-0.3	10

SUM= 0.4855

				ConeTec	Inc.	-	CPT	Interpretation
C1	0.9290	for Df =	3.00	Interpretati	Output	-	Release	1.00.18
C2	1.5000	for 40 yrs		Run	No:	99-0525-1349-5012		
C3	1.7500			Job	No:	99-315		
Δp	1.6950	ksf		Client:	Stone	&	Webster	Engineering
α	5.0000			Project:	Private	Fuel	Storage	Faclity
				Site:	CPT-30			

I_z	Δs (in.)	Depth (ft)	AvgQt (tsf)	AvgFs (tsf)	AvgRf (%)	AvgUd (ft)	SBT
		2.95	23.6	0.78	3.31	-1.1	5
0.20	0.0024	3.12	23.2	0.88	3.81	-0.6	4
0.20	0.0021	3.28	24.6	0.9	3.67	-0.6	4
0.21	0.0020	3.44	26.4	0.83	3.15	-0.7	5
0.21	0.0023	3.61	24.5	0.74	3.03	-1.1	5
0.21	0.0025	3.77	21.8	0.61	2.8	-0.8	5
0.21	0.0034	3.94	17.4	0.54	3.12	-0.9	5
0.21	0.0036	4.1	15.3	0.47	3.07	-0.7	5
0.22	0.0038	4.27	15.7	0.43	2.74	-0.6	5
0.22	0.0039	4.43	14.4	0.38	2.64	-0.6	5
0.22	0.0045	4.59	12.8	0.32	2.51	-0.9	5
0.22	0.0062	4.76	9.8	0.27	2.77	-0.6	4
0.22	0.0061	4.92	9.6	0.28	2.91	-0.5	4
0.23	0.0078	5.09	8	0.25	3.11	-0.7	4
0.23	0.0075	5.25	7.9	0.23	2.91	-0.8	4
0.23	0.0067	5.41	8.9	0.25	2.82	-0.7	4
0.23	0.0049	5.58	13	0.3	2.31	-0.6	5
0.23	0.0040	5.74	15.1	0.43	2.85	0.6	5
0.24	0.0039	5.91	16.8	0.49	2.92	3.9	5
0.24	0.0036	6.07	17.4	0.48	2.76	7.8	5

Σ_{DS}= 0.4551

SBT>5

Σ_{DS}=.4551-.1315=.3236'

I_z	Δs (in.)		Depth (ft)	AvgQt (tsf)	AvgFs (tsf)	AvgRf (%)	AvgUd (ft)	SBT
0.24	0.0038		6.23	16.5	0.46	2.8	10.9	5
0.24	0.0042		6.4	15.9	0.44	2.78	11.1	5
0.25	0.0035		6.56	18.1	0.47	2.6	15.4	5
0.25	0.0037		6.73	18.2	0.48	2.64	12.1	5
0.25	0.0034		6.89	19	0.48	2.54	13.7	5
0.25	0.0035		7.05	18.4	0.48	2.61	16.9	5
0.25	0.0037		7.22	18.7	0.46	2.46	19.9	5
0.26	0.0038		7.38	17.6	0.44	2.51	21.8	5
0.26	0.0041		7.55	17.2	0.44	2.56	21.3	5
0.26	0.0039		7.71	17.4	0.42	2.42	13.1	5
0.26	0.0043		7.87	15.6	0.44	2.83	15.9	5
0.26	0.0044		8.04	16.4	0.44	2.68	17.2	5
0.27	0.0040	$\Sigma = 0.1315''$	8.2	17.3	0.43	2.5	19.4	5
0.27	0.0039		8.37	18.8	0.41	2.19	19.6	6
0.27	0.0034		8.53	20.6	0.35	1.7	2.8	6
0.27	0.0026		8.69	26.7	0.29	1.09	-1.7	6
0.27	0.0027		8.86	27.6	0.35	1.27	-1.3	6
0.28	0.0027		9.02	26.5	0.38	1.44	-1.6	6
0.28	0.0028		9.19	27.2	0.36	1.33	-1.6	6
0.28	0.0025		9.35	29	0.27	0.93	-1.6	7
0.28	0.0022		9.51	33.2	0.2	0.6	-1.6	7
0.28	0.0021		9.68	38.1	0.29	0.76	-1.5	7
0.29	0.0019		9.84	38.4	0.33	0.86	-1.1	7
0.29	0.0021		10.01	38.3	0.34	0.89	-1.6	7
0.29	0.0019		10.17	38.9	0.29	0.75	-1.5	7
0.29	0.0021		10.33	36.5	0.28	0.77	-1.4	7
0.30	0.0023		10.5	34.9	0.29	0.83	-1.6	7
0.30	0.0023		10.66	33.8	0.29	0.86	-1.5	7

I_z	Δs (in.)	Depth (ft)	AvgQt (tsf)	AvgFs (tsf)	AvgRf (%)	AvgUd (ft)	SBT
0.30	0.0028	10.83	29.1	0.33	1.14	-1.4	7
0.30	0.0030	10.99	25.7	0.42	1.64	-1.5	6
0.30	0.0035	11.15	22.5	0.5	2.22	-1.6	6
0.31	0.0034	11.32	24.6	0.52	2.12	-0.9	6
0.31	0.0028	11.48	28.2	0.48	1.7	-1.6	6
0.31	0.0026	11.65	33.2	0.48	1.45	-1.3	6
0.31	0.0019	11.81	42	0.39	0.93	-1.3	7
0.31	0.0022	11.97	37.4	0.36	0.96	-1.4	7
0.32	0.0024	12.14	35.6	0.38	1.07	-1.4	7
0.32	0.0026	12.3	31.5	0.53	1.69	-1.5	6
0.32	0.0031	12.47	28.3	0.64	2.27	-1	6
0.32	0.0028	12.63	29.8	0.73	2.46	-1.2	6
0.32	0.0034	12.8	26.6	0.71	2.68	2.7	5
0.33	0.0033	12.96	25.8	0.72	2.79	7.5	5
0.33	0.0032	13.12	26.7	0.57	2.14	14.2	6
0.33	0.0025	13.29	36	0.52	1.45	17.7	7
0.33	0.0019	13.45	45.1	0.47	1.04	-1.7	7
0.33	0.0019	13.62	47.9	0.45	0.94	-1.2	7
0.34	0.0018	13.78	49.7	0.55	1.11	-1.1	7
0.34	0.0018	13.94	50.1	0.58	1.16	-1.2	7
0.34	0.0018	14.11	50.8	0.65	1.28	-1.2	7
0.34	0.0019	14.27	46.6	0.68	1.46	-1.2	7
0.34	0.0022	14.44	43.2	0.8	1.85	-1.6	7
0.35	0.0020	14.6	44.1	0.75	1.7	-0.9	7
0.35	0.0020	14.76	45	0.64	1.43	-1.2	7
0.35	0.0020	14.93	47.4	0.44	0.93	-1	7
0.35	0.0018	15.09	50	0.44	0.88	-1	7
0.36	0.0020	15.26	47.9	0.39	0.82	-1	7

I_z	Δs (in.)	Depth (ft)	AvgQt (tsf)	AvgFs (tsf)	AvgRf (%)	AvgUd (ft)	SBT
0.36	0.0020	15.42	45.7	0.46	1.01	-1	7
0.36	0.0021	15.58	43.9	0.6	1.37	-1	7
0.36	0.0023	15.75	44	0.67	1.53	-1.3	7
0.36	0.0020	15.91	47	0.58	1.24	-2.3	7
0.37	0.0021	16.08	48.9	0.48	0.98	-0.9	7
0.37	0.0019	16.24	49.4	0.47	0.95	-0.9	7
0.37	0.0022	16.4	43.9	0.64	1.46	-0.8	7
0.37	0.0026	16.57	39	0.89	2.29	-0.7	6
0.37	0.0029	16.73	33.9	0.92	2.72	0.5	6
0.38	0.0035	16.9	29.3	0.88	3.01	3.8	5
0.38	0.0036	17.06	27.2	0.7	2.58	5.7	6
0.38	0.0035	17.22	28.1	0.67	2.39	8.7	6
0.38	0.0033	17.39	32	0.66	2.07	9	6
0.38	0.0035	17.55	28.3	0.68	2.41	8.4	6
0.39	0.0040	17.72	26.6	0.63	2.38	11.8	6
0.39	0.0035	17.88	29	0.62	2.14	15.1	6
0.39	0.0034	18.04	29.9	0.59	1.98	16.9	6
0.39	0.0042	18.21	25.7	0.53	2.07	20.2	6
0.39	0.0041	18.37	25.2	0.5	1.99	24.2	6
0.40	0.0038	18.54	28.4	0.52	1.83	26	6
0.40	0.0032	18.7	31.9	0.54	1.7	10.3	6
0.40	0.0030	18.86	34.1	0.58	1.71	3.1	6
0.40	0.0031	19.03	35.4	0.58	1.64	-0.3	6
0.41	0.0028	19.19	37	0.7	1.89	-2.2	6
0.41	0.0031	19.36	36.3	0.74	2.04	-0.2	6
0.41	0.0030	19.52	35.8	0.7	1.96	-0.4	6
0.41	0.0030	19.68	35.6	0.61	1.72	-2.4	6
0.41	0.0032	19.85	36	0.53	1.48	-0.6	7

I_z	Δs (in.)	Depth (ft)	AvgQt (tsf)	AvgFs (tsf)	AvgRf (%)	AvgUd (ft)	SBT
0.42	0.0030	20.01	35.8	0.5	1.4	-0.4	7
0.42	0.0034	20.18	33.7	0.56	1.67	-0.4	6
0.42	0.0036	20.34	30.1	0.55	1.83	-0.7	6
0.42	0.0042	20.51	27.9	0.61	2.19	1.1	6
0.42	0.0038	20.67	29.2	0.63	2.16	1.3	6
0.43	0.0038	20.83	28.8	0.63	2.19	5.5	6
0.43	0.0050	21	23.6	0.56	2.37	13.4	6
0.43	0.0053	21.16	21.2	0.46	2.18	20.8	6
0.43	0.0058	21.33	20.5	0.4	1.96	28	6
0.43	0.0051	21.49	22.1	0.42	1.91	34.9	6
0.44	0.0049	21.65	22.9	0.42	1.84	39.4	6
0.44	0.0048	21.82	25.4	0.46	1.82	43.1	6
0.44	0.0055	21.98	20.7	0.43	2.08	39.7	6
0.44	0.0062	22.15	19.8	0.49	2.49	44.9	5
0.44	0.0047	22.31	24.5	0.56	2.29	42.4	6
0.45	0.0042	22.47	27.8	0.57	2.05	24.3	6
0.45	0.0042	22.64	29.6	0.6	2.03	32.8	6
0.45	0.0041	22.8	28.4	0.55	1.94	17.5	6
0.45	0.0048	22.97	26.2	0.5	1.91	13.6	6
0.45	0.0046	23.13	25.6	0.51	2	17.3	6
0.46	0.0042	23.29	28.3	0.52	1.84	19.3	6
0.46	0.0044	23.46	28.8	0.54	1.88	22.5	6
0.46	0.0032	23.62	37	0.54	1.46	15.1	7
0.46	0.0030	23.79	42.9	0.58	1.35	0.4	7
0.47	0.0028	23.95	43.2	0.87	2.02	-0.7	6
0.47	0.0026	24.11	45.8	0.98	2.14	0.1	6
0.47	0.0021	24.28	62.6	1	1.6	2.7	7
0.47	0.0018	24.44	67.2	0.94	1.4	-0.4	7

I_z	Δs (in.)	Depth (ft)	AvgQt (tsf)	AvgFs (tsf)	AvgRf (%)	AvgUd (ft)	SBT
0.47	0.0022	24.61	59	0.98	1.66	-0.6	7
0.48	0.0028	24.77	44.6	1.16	2.61	-0.4	6
0.48	0.0027	24.93	45.7	1.2	2.63	-0.4	6
0.48	0.0025	25.1	53.2	0.95	1.79	-0.2	7
0.48	0.0019	25.26	64.6	0.92	1.43	-0.5	7
0.48	0.0016	25.43	80.9	0.92	1.14	-0.8	8
0.49	0.0011	25.59	110.6	1.27	1.15	-0.7	8
0.49	0.0009	25.75	140.7	1.48	1.05	-0.5	8
0.49	0.0007	25.92	190	0.02	0.01	-0.4	10
0.49	0.0006	26.08	203.6	0.02	0.01	-0.4	10
SUM=	**0.4551**						

				ConeTec	Inc.	-	CPT	Interpretation	
C1	0.9290	for Df =	3.00	Interpretat	Output	-	Release	1.00.18	
C2	1.5000	for 40 yrs		Run	No:	99-0525-1349-5050			
C3	1.7500			Job	No:	99-315			
Δp	1.6950	ksf		Client:	Stone	&	Webster	Engineering	
α	5.0000			Project:	Private	Fuel	Storage	Faclity	
				Site:	CPT-31				
I_z	Δs			Depth	AvgQt	AvgFs	AvgRf	AvgUd	SBT
	(in.)			(ft)	(tsf)	(tsf)	(%)	(ft)	
				2.95	20.9	0.54	2.58	-1	5
0.20	0.0029			3.12	19.3	0.67	3.48	-1.1	4
0.20	0.0031			3.28	16.9	0.61	3.63	-0.9	4
0.21	0.0038			3.44	13.9	0.43	3.1	-1.2	4
0.21	0.0051			3.61	11.2	0.3	2.69	-1	5
0.21	0.0060			3.77	9	0.21	2.34	-0.8	5
0.21	0.0078			3.94	7.5	0.17	2.26	-1	4
0.21	0.0071			4.1	7.8	0.13	1.67	-0.9	5
0.22	0.0065			4.27	9.1	0.18	1.99	-1	5
0.22	0.0064			4.43	8.9	0.25	2.8	-0.9	4
0.22	0.0064			4.59	8.9	0.3	3.39	-0.9	3
0.22	0.0065			4.76	9.4	0.33	3.5	-1.1	3
0.22	0.0056			4.92	10.4	0.3	2.89	-0.9	4
0.23	0.0054			5.09	11.5	0.29	2.53	-1.1	5
0.23	0.0046			5.25	13	0.32	2.46	-1	5
0.23	0.0043			5.41	13.8	0.36	2.62	-1.8	5
0.23	0.0046			5.58	13.9	0.41	2.97	-2.3	5
0.23	0.0037			5.74	16.3	0.63	3.86	-0.8	3
0.24	0.0038			5.91	17.2	0.6	3.5	-0.5	4
0.24	0.0030			6.07	20.7	0.61	2.95	-1.1	5

$\Sigma \Delta s = 0.3988$

SBT > 5

$\Sigma \Delta s = .3988 - .1477 - .0071 = 0.2440''$

I_z	Δs (in.)		Depth (ft)	AvgQt (tsf)	AvgFs (tsf)	AvgRf (%)	AvgUd (ft)	SBT
0.24	0.0031		6.23	20.1	0.63	3.14	-0.3	5
0.24	0.0036		6.4	18.5	0.6	3.25	1.8	5
0.25	0.0035		6.56	18.4	0.53	2.89	4.5	5
0.25	0.0041		6.73	16.6	0.5	3.02	-1	5
0.25	0.0044		6.89	14.6	0.46	3.17	-0.1	4
0.25	0.0045		7.05	14.5	0.41	2.83	0	5
0.25	0.0049		7.22	14.3	0.39	2.73	0.5	5
0.26	0.0048		7.38	13.7	0.38	2.77	1.1	5
0.26	0.0051		7.55	13.9	0.39	2.82	1.2	5
0.26	0.0048		7.71	13.9	0.44	3.18	0.3	4
0.26	0.0041		7.87	16.5	0.47	2.86	2.5	5
0.26	0.0038		8.04	18.9	0.56	2.98	3.2	5
0.27	0.0033	Σ= .1477	8.2	20.7	0.57	2.76	5.5	5
0.27	0.0031		8.37	23.7	0.51	2.16	7.5	6
0.27	0.0021		8.53	33.5	0.5	1.5	-0.7	6
0.27	0.0019		8.69	36.5	0.55	1.51	-1.3	7
0.27	0.0019		8.86	39.5	0.6	1.52	-1	7
0.28	0.0017		9.02	43	0.64	1.49	-0.7	7
0.28	0.0017		9.19	45.6	0.43	0.95	-1.8	7
0.28	0.0016		9.35	46.7	0.27	0.58	-1.2	7
0.28	0.0015		9.51	47.8	0.22	0.46	-1.2	8
0.28	0.0017		9.68	46.7	0.26	0.56	-1.1	8
0.29	0.0016		9.84	45.8	0.25	0.55	-0.9	8
0.29	0.0018		10.01	45.2	0.23	0.51	-1	8
0.29	0.0017		10.17	43.8	0.26	0.59	-1.1	7
0.29	0.0017		10.33	44.5	0.28	0.63	-1.1	7
0.30	0.0018		10.5	45.5	0.29	0.64	-1.2	7
0.30	0.0017		10.66	45.9	0.31	0.68	-0.8	7

I_z	Δs (in.)	Depth (ft)	AvgQt (tsf)	AvgFs (tsf)	AvgRf (%)	AvgUd (ft)	SBT
0.30	0.0019	10.83	43.6	0.31	0.71	-1	7
0.30	0.0018	10.99	43.4	0.31	0.72	-1.1	7
0.30	0.0018	11.15	44.5	0.31	0.7	-1.2	7
0.31	0.0019	11.32	45.4	0.32	0.71	-1	7
0.31	0.0016	11.48	48.6	0.35	0.72	-1.1	7
0.31	0.0018	11.65	46.6	0.37	0.8	-1.2	7
0.31	0.0018	11.81	43.8	0.41	0.94	-1.2	7
0.31	0.0018	11.97	46.2	0.44	0.95	-1	7
0.32	0.0017	12.14	50.6	0.43	0.85	-0.7	7
0.32	0.0019	12.3	44.1	0.39	0.89	-1.1	7
0.32	0.0022	12.47	39.3	0.45	1.15	-1.1	7
0.32	0.0021	12.63	40.3	0.61	1.52	-0.4	7
0.32	0.0015	12.8	59.9	0.82	1.37	0.4	7
0.33	0.0009	12.96	98.8	0.91	0.92	-0.6	8
0.33	0.0009	13.12	99.1	0.81	0.82	-0.5	8
0.33	0.0011	13.29	84.5	0.66	0.78	-0.4	8
0.33	0.0013	13.45	67.1	0.5	0.75	-0.5	8
0.33	0.0016	13.62	57	0.39	0.69	-0.5	8
0.34	0.0016	13.78	55	0.59	1.08	-0.5	7
0.34	0.0017	13.94	52.6	0.7	1.33	-0.4	7
0.34	0.0020	14.11	46.8	0.85	1.82	-1.1	7
0.34	0.0019	14.27	45.6	1	2.2	-0.5	6
0.34	0.0021	14.44	44.8	1.01	2.26	0	6
0.35	0.0018	14.6	48.8	1.11	2.28	-0.1	6
0.35	0.0018	14.76	50.1	1.1	2.2	-0.4	6
0.35	0.0021	14.93	45.2	1.02	2.26	-0.5	6
0.35	0.0019	15.09	47.5	1.05	2.22	-1.3	6
0.36	0.0020	15.26	49.8	1.1	2.22	-0.1	6

I_z	Δs (in.)	Depth (ft)	AvgQt (tsf)	AvgFs (tsf)	AvgRf (%)	AvgUd (ft)	SBT
0.36	0.0015	15.42	61.4	1.09	1.78	-0.7	7
0.36	0.0014	15.58	68.8	0.98	1.43	-1.1	7
0.36	0.0014	15.75	72.6	0.69	0.95	-1.4	8
0.36	0.0015	15.91	61.8	0.6	0.97	-0.4	8
0.37	0.0018	16.08	57	0.68	1.2	-0.1	7
0.37	0.0018	16.24	51.9	0.86	1.66	-0.2	7
0.37	0.0021	16.4	44.6	0.91	2.04	0.1	6
0.37	0.0025	16.57	41.5	1	2.42	-0.5	6
0.37	0.0025	16.73	38.3	0.97	2.54	0.1	6
0.38	0.0032	16.9	32.5	0.99	3.05	1.6	5
0.38	0.0034	17.06	29	0.89	3.07	3.3	5
0.38	0.0030	17.22	32.5	0.75	2.32	4.1	6
0.38	0.0029	17.39	36.5	0.79	2.17	4.5	6
0.38	0.0025	17.55	40.4	0.79	1.96	0.7	6
0.39	0.0025	17.72	42.4	0.8	1.89	1.1	6
0.39	0.0023	17.88	44.7	0.74	1.66	0.9	7
0.39	0.0021	18.04	47.1	0.64	1.36	0.3	7
0.39	0.0023	18.21	47.4	0.56	1.18	0	7
0.39	0.0021	18.37	49.8	0.63	1.27	-0.4	7
0.40	0.0022	18.54	49.7	0.63	1.27	-0.2	7
0.40	0.0020	18.7	50.5	0.66	1.31	0.2	7
0.40	0.0020	18.86	51.8	0.72	1.39	-0.2	7
0.40	0.0021	19.03	52.6	0.58	1.1	-0.3	7
0.41	0.0020	19.19	51.6	0.58	1.13	-1	7
0.41	0.0021	19.36	52.8	0.56	1.06	-0.5	7
0.41	0.0021	19.52	50.7	0.63	1.25	-0.5	7
0.41	0.0021	19.68	51.7	0.72	1.4	-0.4	7
0.41	0.0022	19.85	52.1	0.73	1.41	-0.4	7

I_z	Δs (in.)		Depth (ft)	AvgQt (tsf)	AvgFs (tsf)	AvgRf (%)	AvgUd (ft)	SBT
0.42	0.0021		20.01	51.9	0.7	1.35	0.2	7
0.42	0.0022		20.18	51.9	0.69	1.33	-0.4	7
0.42	0.0022		20.34	50.3	0.71	1.41	-0.2	7
0.42	0.0027		20.51	43.6	0.8	1.84	0	7
0.42	0.0027		20.67	40.6	0.76	1.88	0.2	6
0.43	0.0030		20.83	36.8	0.67	1.83	0.3	6
0.43	0.0033		21	35.3	0.73	2.08	-0.1	6
0.43	0.0031		21.16	35.8	0.78	2.19	0.6	6
0.43	0.0032		21.33	37.3	0.91	2.44	2.5	6
0.43	0.0031		21.49	35.9	0.93	2.6	3.3	6
0.44	0.0034		21.65	33.5	0.89	2.66	6.5	6
0.44	0.0038		21.82	31.5	0.8	2.54	9.1	6
0.44	0.0038		21.98	29.9	0.72	2.42	11.4	6
0.44	0.0037		22.15	33.3	1.37	4.13	13.5	4
0.44	0.0034	Σ= .0071	22.31	34.2	1.1	3.23	12.2	5
0.45	0.0028		22.47	40.8	1.07	2.63	4.3	6
0.45	0.0035		22.64	34.9	0.89	2.56	5.3	6
0.45	0.0036		22.8	32.9	0.75	2.29	8.7	6
0.45	0.0032		22.97	38.9	0.64	1.65	8.1	7
0.45	0.0026		23.13	45.5	0.71	1.56	3.6	7
0.46	0.0024		23.29	48.6	0.75	1.55	1.7	7
0.46	0.0026		23.46	48.1	0.94	1.96	1.2	7
0.46	0.0027		23.62	44.1	1.07	2.43	0.7	6
0.46	0.0030		23.79	42	1.05	2.51	1.7	6
0.47	0.0026		23.95	45.7	1.05	2.3	1.9	6
0.47	0.0022		24.11	55.5	0.88	1.59	1.8	7
0.47	0.0022		24.28	59.1	0.75	1.27	0.7	7
0.47	0.0020		24.44	61.1	0.68	1.11	-0.2	7

I_z	Δs (in.)	Depth (ft)	AvgQt (tsf)	AvgFs (tsf)	AvgRf (%)	AvgUd (ft)	SBT
0.47	0.0020	24.61	65.3	0.68	1.04	-0.2	8
0.48	0.0017	24.77	72.5	0.8	1.11	-0.3	8
0.48	0.0017	24.93	71.3	1.07	1.5	-0.2	7
0.48	0.0019	25.1	71.2	1.51	2.12	1	7
0.48	0.0018	25.26	68.4	1.68	2.46	2.2	6
0.48	0.0017	25.43	77.9	1.43	1.84	2.5	7
0.49	0.0015	25.59	85.6	0.96	1.12	-0.5	8
0.49	0.0015	25.75	83.9	0.72	0.86	-0.1	8
0.49	0.0016	25.92	84.2	0.78	0.93	0	8
0.49	0.0015	26.08	83.2	0.8	0.96	0.1	8
0.49	0.0016	26.25	82.7	0.85	1.03	0.1	8
0.50	0.0017	26.41	77	0.84	1.09	-0.1	8
0.50	0.0017	26.57	77.4	0.84	1.09	0	8
0.50	0.0017	26.74	82.5	0.88	1.07	-0.2	8
0.50	0.0015	26.9	86.3	0.9	1.05	-0.1	8
0.50	0.0012	27.07	112.2	1.19	1.06	-0.1	8
0.51	0.0008	27.23	154.9	1.51	0.98	-0.4	9
0.51	0.0007	27.39	176.9	1.66	0.94	-0.2	9
0.51	0.0007	27.56	194.4	0.02	0.01	-0.1	10
0.51	0.0007	27.72	201	0.02	0.01	-0.1	10

SUM= 0.3988

				ConeTec	Inc.	-	CPT	Interpretation	
C1	0.9290	for Df =	3.00	Interpretat	Output	-	Release	1.00.18	
C2	1.5000	for 40 yrs		Run	No:	99-0525-1349-5094			
C3	1.7500			Job	No:	99-315			
Δp	1.6950	ksf		Client:	Stone	&	Webster	Engineering	
α	5.0000			Project:	Private	Fuel	Storage	Faclity	
				Site:	CPT-32				
I_z	Δs			Depth	AvgQt	AvgFs	AvgRf	AvgUd	SBT
	(in.)			(ft)	(tsf)	(tsf)	(%)	(ft)	
				2.95	41.5	0.82	1.98	-0.1	6
0.20	0.0013			3.12	41.6	0.7	1.69	-0.5	7
0.20	0.0013			3.28	41.3	0.68	1.65	-0.2	7
0.21	0.0017			3.44	32	0.76	2.38	-0.2	6
0.21	0.0024			3.61	23.4	0.75	3.22	-0.7	5
0.21	0.0032			3.77	17.2	0.59	3.43	-0.5	4
0.21	0.0042			3.94	13.9	0.39	2.81	-1.1	5
0.21	0.0049			4.1	11.2	0.27	2.41	-0.4	5
0.22	0.0050			4.27	11.8	0.18	1.53	-0.3	5
0.22	0.0036			4.43	15.8	0.16	1.02	-1.9	6
0.22	0.0034			4.59	16.7	0.18	1.08	-0.3	6
0.22	0.0038			4.76	16.2	0.24	1.48	0	6
0.22	0.0032			4.92	17.9	0.29	1.63	0.3	6
0.23	0.0032			5.09	19.2	0.33	1.72	0.3	6
0.23	0.0032			5.25	18.3	0.33	1.8	0.2	6
0.23	0.0033			5.41	18.2	0.33	1.82	0.6	6
0.23	0.0037			5.58	17.1	0.36	2.11	0.8	5
0.23	0.0042			5.74	14.6	0.34	2.34	-0.6	5
0.24	0.0044			5.91	14.9	0.35	2.35	-1.9	5
0.24	0.0042			6.07	14.9	0.33	2.22	-1	5

$\Sigma \Delta S = 0.4162$

SBT > 5

$\Sigma \Delta S^2 = .4162 - .1712 = .2450$

I_z	Δs (in.)	Depth (ft)	AvgQt (tsf)	AvgFs (tsf)	AvgRf (%)	AvgUd (ft)	SBT
0.24	0.0046	6.23	13.5	0.33	2.45	-0.1	5
0.24	0.0050	6.4	13.3	0.31	2.33	-1.2	5
0.25	0.0046	6.56	13.9	0.31	2.23	-1	5
0.25	0.0049	6.73	13.9	0.33	2.38	-1.1	5
0.25	0.0046	6.89	14	0.33	2.36	-1.2	5
0.25	0.0054	7.05	12.1	0.29	2.41	-1.6	5
0.25	0.0059	7.22	11.9	0.28	2.35	-1.4	5
0.26	0.0047	7.38	14.2	0.3	2.12	-1.2	5
0.26	0.0040	7.55	17.8	0.37	2.08	-1	6
0.26	0.0040	7.71	16.7	0.39	2.34	-0.6	5
0.26	0.0040	7.87	16.8	0.42	2.5	9.4	5
0.26	0.0041	8.04	17.7	0.41	2.33	4.2	5
0.27	0.0039	8.2	17.7	0.4	2.26	5.3	5
0.27	0.0041	8.37	17.9	0.38	2.13	10.3	5
0.27	0.0038	8.53	18.2	0.4	2.2	13.7	5
0.27	0.0033	8.69	21.1	0.44	2.09	16.1	6
0.27	0.0038	8.86	20	0.46	2.31	15.1	6
0.28	0.0037	9.02	19.2	0.46	2.4	17.2	5
0.28	0.0036	9.19	21.1	0.52	2.47	20.3	5
0.28	0.0038	9.35	19	0.52	2.75	22.5	5
0.28	0.0031	9.51	23.3	0.55	2.37	23.6	6
0.28	0.0035	9.68	22.4	0.54	2.41	19.3	6
0.29	0.0033	9.84	22.3	0.59	2.65	21.2	5
0.29	0.0037	10.01	21.7	0.52	2.4	19.8	6
0.29	0.0038	10.17	19.7	0.5	2.54	11.9	5
0.29	0.0038	10.33	20	0.46	2.31	13.9	6
0.30	0.0043	10.5	18.9	0.44	2.34	15.1	5
0.30	0.0037	10.66	21	0.44	2.1	19.3	6

I_z	Δs (in.)	Depth (ft)	AvgQt (tsf)	AvgFs (tsf)	AvgRf (%)	AvgUd (ft)	SBT
0.30	0.0038	10.83	21.7	0.5	2.31	18	6
0.30	0.0035	10.99	22.2	0.52	2.35	20.2	6
0.30	0.0030	11.15	26.2	0.48	1.83	22.4	6
0.31	0.0024	11.32	34.8	0.5	1.44	4.6	7
0.31	0.0022	11.48	36.3	0.63	1.74	1.7	6
0.31	0.0024	11.65	35.7	0.59	1.66	-1.2	6
0.31	0.0020	11.81	39.9	0.53	1.33	-1.3	7
0.31	0.0020	11.97	41.5	0.38	0.92	-1.2	7
0.32	0.0018	12.14	47.1	0.33	0.7	-1.4	7
0.32	0.0019	12.3	43.5	0.35	0.81	-1.3	7
0.32	0.0021	12.47	41.9	0.36	0.86	-1.2	7
0.32	0.0020	12.63	42.6	0.36	0.85	-1.2	7
0.32	0.0019	12.8	45.8	0.39	0.85	-1.1	7
0.33	0.0017	12.96	50.8	0.46	0.91	-1	7
0.33	0.0015	13.12	56.9	0.48	0.85	-0.9	8
0.33	0.0017	13.29	54.9	0.5	0.91	-1	7
0.33	0.0016	13.45	55.1	0.52	0.95	-0.7	7
0.33	0.0016	13.62	57.8	0.53	0.92	-0.8	7
0.34	0.0017	13.78	52.8	0.53	1.01	-0.6	7
0.34	0.0017	13.94	50.5	0.53	1.05	-0.8	7
0.34	0.0018	14.11	52.1	0.69	1.33	-0.8	7
0.34	0.0016	14.27	56.9	0.76	1.34	-1.1	7
0.34	0.0015	14.44	64.2	0.8	1.25	-0.9	7
0.35	0.0013	14.6	70.7	0.65	0.92	-0.7	8
0.35	0.0011	14.76	85.3	0.74	0.87	-0.7	8
0.35	0.0010	14.93	97.9	0.94	0.96	-0.6	8
0.35	0.0008	15.09	109.7	1.21	1.11	-0.6	8
0.36	0.0008	15.26	122.1	1.46	1.2	-0.6	8

I_z	Δs (in.)	Depth (ft)	AvgQt (tsf)	AvgFs (tsf)	AvgRf (%)	AvgUd (ft)	SBT
0.36	0.0007	15.42	129.4	1.68	1.3	-0.6	8
0.36	0.0007	15.58	129.5	1.8	1.39	-0.7	8
0.36	0.0008	15.75	126.3	1.82	1.44	-0.6	8
0.36	0.0008	15.91	123	1.67	1.36	-0.5	8
0.37	0.0008	16.08	120	1.56	1.3	-0.4	8
0.37	0.0008	16.24	120.1	1.51	1.26	-0.3	8
0.37	0.0009	16.4	109.7	1.47	1.34	-0.2	8
0.37	0.0010	16.57	101.9	1.3	1.28	0	8
0.37	0.0010	16.73	98.6	1.16	1.18	-0.1	8
0.38	0.0012	16.9	86.9	1	1.15	0	8
0.38	0.0014	17.06	70.7	0.88	1.25	0	7
0.38	0.0016	17.22	60.9	0.8	1.32	0	7
0.38	0.0018	17.39	58.8	0.9	1.53	-0.1	7
0.38	0.0016	17.55	62.3	1.02	1.64	-0.4	7
0.39	0.0016	17.72	67.7	1.1	1.63	-0.1	7
0.39	0.0010	17.88	101.4	1.06	1.05	0	8
0.39	0.0011	18.04	92.3	1.26	1.37	0.2	8
0.39	0.0013	18.21	80.5	1.42	1.77	0.1	7
0.39	0.0013	18.37	79.2	1.48	1.87	0.2	7
0.40	0.0014	18.54	79.4	1.34	1.69	-0.3	7
0.40	0.0012	18.7	83.6	1.09	1.31	0.3	8
0.40	0.0012	18.86	85.7	1.06	1.24	0.2	8
0.40	0.0014	19.03	78.6	1.2	1.53	0.3	7
0.41	0.0013	19.19	80.3	1.05	1.31	0.1	8
0.41	0.0016	19.36	70.8	0.92	1.3	0.4	7
0.41	0.0015	19.52	68.7	0.86	1.26	0.4	7
0.41	0.0016	19.68	67.1	0.96	1.43	0.4	7
0.41	0.0017	19.85	66.2	0.96	1.45	0.6	7

I_z	Δs (in.)	Depth (ft)	AvgQt (tsf)	AvgFs (tsf)	AvgRf (%)	AvgUd (ft)	SBT
0.42	0.0016	20.01	67.2	0.95	1.42	0.5	7
0.42	0.0017	20.18	67	0.89	1.33	0.6	7
0.42	0.0018	20.34	60.9	1.18	1.94	0.6	7
0.42	0.0021	20.51	54.3	1.17	2.16	0.8	6
0.42	0.0021	20.67	52.1	1.16	2.23	0.8	6
0.43	0.0022	20.83	49.6	1.05	2.12	0.7	6
0.43	0.0030	21	39.7	1	2.53	1.1	6
0.43	0.0034	21.16	32.6	0.97	2.98	2.4	5
0.43	0.0037	21.33	32.3	0.74	2.3	3.7	6
0.43	0.0028	21.49	39.6	0.7	1.77	3.9	6
0.44	0.0026	21.65	44.3	0.75	1.7	1	7
0.44	0.0025	21.82	48.5	0.82	1.7	0.3	7
0.44	0.0023	21.98	49.8	0.88	1.77	0.6	7
0.44	0.0024	22.15	51.4	0.79	1.54	0.8	7
0.44	0.0022	22.31	52.7	0.78	1.48	0.6	7
0.45	0.0021	22.47	56	0.67	1.2	0.8	7
0.45	0.0023	22.64	52.6	0.61	1.16	0.5	7
0.45	0.0021	22.8	56	0.61	1.09	0.4	7
0.45	0.0022	22.97	57.8	0.67	1.16	0.5	7
0.45	0.0020	23.13	58.3	0.71	1.22	0.4	7
0.46	0.0021	23.29	55.9	0.72	1.29	0.3	7
0.46	0.0025	23.46	51.4	0.67	1.31	0.7	7
0.46	0.0026	23.62	45.6	0.7	1.54	0.4	7
0.46	0.0032	23.79	40.4	0.76	1.88	0.6	6
0.47	0.0032	23.95	37.6	0.86	2.29	0.7	6
0.47	0.0033	24.11	37.2	0.85	2.29	2.5	6
0.47	0.0036	24.28	36.1	0.82	2.28	5.4	6
0.47	0.0037	24.44	33.4	0.76	2.28	8.4	6

I_z	Δs (in.)	Depth (ft)	AvgQt (tsf)	AvgFs (tsf)	AvgRf (%)	AvgUd (ft)	SBT
0.47	0.0040	24.61	32.6	0.7	2.15	10.6	6
0.48	0.0037	24.77	33.1	0.66	2	12.1	6
0.48	0.0036	24.93	34.7	0.75	2.17	13.4	6
0.48	0.0035	25.1	37.4	0.69	1.85	14.3	6
0.48	0.0033	25.26	37.4	0.83	2.22	16	6
0.48	0.0040	25.43	33.5	0.71	2.12	8.5	6
0.49	0.0037	25.59	34.2	0.65	1.9	7	6
0.49	0.0030	25.75	42.2	0.78	1.85	3.2	6
0.49	0.0032	25.92	42.8	0.89	2.08	1	6
0.49	0.0033	26.08	38.5	0.92	2.4	8.3	6
0.49	0.0032	26.25	42.5	0.85	2.01	10.1	6
0.50	0.0024	26.41	53.8	0.84	1.56	5.4	7
0.50	0.0020	26.57	64.1	0.95	1.48	0.9	7
0.50	0.0021	26.74	64.9	0.95	1.47	0.2	7
0.50	0.0019	26.9	66.9	0.93	1.39	0.3	7
0.50	0.0020	27.07	69	0.86	1.25	0.2	7
0.51	0.0019	27.23	69.2	0.9	1.3	0.2	7
0.51	0.0019	27.39	71.2	1.2	1.69	0.2	7
0.51	0.0022	27.56	65.2	1.5	2.31	0.2	6
0.51	0.0022	27.72	59.9	1.62	2.71	-0.3	6
0.52	0.0022	27.89	63.9	1.44	2.26	0	6
0.52	0.0019	28.05	71.8	1.2	1.68	0.3	7
0.52	0.0017	28.21	80.3	1	1.25	0.2	8
0.52	0.0018	28.38	79.2	1.06	1.34	0.2	8
0.52	0.0018	28.54	75.9	1.11	1.47	0	7
0.53	0.0018	28.71	81.1	1.27	1.57	0.1	7
0.53	0.0017	28.87	79.5	1.28	1.61	-0.1	7
0.53	0.0019	29.04	76.1	1.36	1.79	0.1	7

I_z	Δs (in.)	Depth (ft)	AvgQt (tsf)	AvgFs (tsf)	AvgRf (%)	AvgUd (ft)	SBT
0.53	0.0018	29.2	78.4	1.6	2.05	0.3	7
0.53	0.0013	29.36	103.6	1.8	1.74	0.2	7
0.54	0.0010	29.53	154.1	2.23	1.44	0.2	8
0.54	0.0008	29.69	172.7	2.36	1.36	0.3	8
0.54	0.0008	29.86	184.2	2.38	1.29	0.2	8
0.54	0.0007	30.02	188.8	0.02	0.01	0.2	10
0.54	0.0008	30.18	187.4	0.02	0.01	0.3	10
SUM=	0.4162						

				ConeTec	Inc.	-	CPT	Interpretation	
C1	0.9290	for Df =	3.00	Interpretat	Output	-	Release	1.00.18	
C2	1.5000	for 40 yrs		Run	No:	99-0525-1349-5133			
C3	1.7500			Job	No:	99-315			
Δp	1.6950	ksf		Client:	Stone	&	Webster	Engineering	
α	5.0000			Project:	Private	Fuel	Storage	Faclity	
				Site:	CPT-33				
I_z	Δs			Depth	AvgQt	AvgFs	AvgRf	AvgUd	SBT
	(in.)			(ft)	(tsf)	(tsf)	(%)	(ft)	
				2.95	24.5	0.14	0.57	0	7
0.20	0.0020			3.12	28	0.18	0.64	-0.5	7
0.20	0.0020			3.28	26.9	0.29	1.08	-0.4	6
0.21	0.0022			3.44	24.5	0.4	1.64	-0.9	6
0.21	0.0025			3.61	22.9	0.35	1.53	-1	6
0.21	0.0028			3.77	19.7	0.26	1.32	-0.6	6
0.21	0.0035			3.94	16.9	0.27	1.6	-0.5	6
0.21	0.0034			4.1	16.3	0.25	1.54	-0.5	6
0.22	0.0040			4.27	14.7	0.22	1.5	-0.5	6
0.22	0.0036			4.43	15.5	0.18	1.16	-0.6	6
0.22	0.0035			4.59	16.3	0.2	1.23	-0.3	6
0.22	0.0041			4.76	14.9	0.23	1.55	-0.4	6
0.22	0.0036			4.92	16.2	0.25	1.54	-0.5	6
0.23	0.0037			5.09	16.9	0.27	1.6	-0.8	6
0.23	0.0039			5.25	15.3	0.27	1.77	-1.9	6
0.23	0.0038			5.41	15.7	0.29	1.85	-1.2	5
0.23	0.0040			5.58	16.1	0.31	1.94	3.1	5
0.23	0.0035			5.74	17.5	0.34	1.94	7.9	6
0.24	0.0036			5.91	17.9	0.35	1.96	14	6
0.24	0.0035			6.07	17.9	0.58	3.25	16.7	5

$\Sigma \Delta s = 0.4132$

SBT > 5

$\Sigma \Delta s = .4132 - .0107 = .4025$

I_z	Δs (in.)		Depth (ft)	AvgQt (tsf)	AvgFs (tsf)	AvgRf (%)	AvgUd (ft)	SBT
0.24	0.0038		6.23	16.5	0.54	3.27	12.2	4
0.24	0.0034	Σ = .0107	6.4	19.9	0.47	2.37	1.2	5
0.25	0.0031		6.56	20.3	0.45	2.22	5.9	6
0.25	0.0035		6.73	19.6	0.37	1.89	8.4	6
0.25	0.0036		6.89	17.7	0.35	1.98	11.5	6
0.25	0.0035		7.05	18.5	0.31	1.68	12.7	6
0.25	0.0037		7.22	18.9	0.33	1.75	13	6
0.26	0.0034		7.38	19.6	0.33	1.69	15.2	6
0.26	0.0036		7.55	19.8	0.34	1.72	16.8	6
0.26	0.0034		7.71	19.7	0.31	1.58	18.1	6
0.26	0.0034		7.87	19.7	0.32	1.63	12.1	6
0.26	0.0035		8.04	20.6	0.33	1.61	12.1	6
0.27	0.0034		8.2	20	0.32	1.6	10.6	6
0.27	0.0033		8.37	22.1	0.28	1.27	11.5	6
0.27	0.0034		8.53	20.8	0.31	1.5	12.4	6
0.27	0.0032		8.69	21.9	0.35	1.6	16.1	6
0.27	0.0028		8.86	26.5	0.37	1.4	18.6	6
0.28	0.0022		9.02	32.6	0.5	1.54	12.7	6
0.28	0.0024		9.19	32.2	0.58	1.81	-0.2	6
0.28	0.0023		9.35	31.7	0.7	2.21	-0.5	6
0.28	0.0023		9.51	31.4	0.45	1.44	-1	6
0.28	0.0025		9.68	31	0.25	0.81	-0.6	7
0.29	0.0022		9.84	33.7	0.21	0.62	-0.3	7
0.29	0.0019		10.01	40.8	0.27	0.66	-0.4	7
0.29	0.0014		10.17	55.1	0.28	0.51	-0.3	8
0.29	0.0013		10.33	57.4	0.27	0.47	-0.3	8
0.30	0.0016		10.5	51.4	0.3	0.58	-0.4	8
0.30	0.0018		10.66	43.8	0.3	0.69	-0.4	7

I_z	Δs (in.)	Depth (ft)	AvgQt (tsf)	AvgFs (tsf)	AvgRf (%)	AvgUd (ft)	SBT
0.30	0.0021	10.83	39	0.27	0.69	-0.3	7
0.30	0.0023	10.99	34.2	0.27	0.79	-0.3	7
0.30	0.0025	11.15	31	0.32	1.04	-0.2	7
0.31	0.0027	11.32	31	0.41	1.32	-0.5	6
0.31	0.0023	11.48	34.8	0.4	1.15	-0.2	7
0.31	0.0020	11.65	42.4	0.37	0.87	-0.4	7
0.31	0.0018	11.81	45.7	0.3	0.66	-0.5	7
0.31	0.0015	11.97	53.5	0.3	0.56	-0.4	8
0.32	0.0015	12.14	59.4	0.35	0.59	-0.4	8
0.32	0.0014	12.3	57.8	0.42	0.73	-0.4	8
0.32	0.0016	12.47	55.9	0.43	0.77	-0.4	8
0.32	0.0014	12.63	58.3	0.5	0.86	-0.5	8
0.32	0.0014	12.8	61.9	0.5	0.81	-0.4	8
0.33	0.0012	12.96	69.7	0.48	0.69	0	8
0.33	0.0013	13.12	67.4	0.5	0.74	0.1	8
0.33	0.0014	13.29	63.8	0.51	0.8	0.3	8
0.33	0.0014	13.45	60.7	0.48	0.79	0.3	8
0.33	0.0015	13.62	60.7	0.47	0.78	0	8
0.34	0.0013	13.78	65.9	0.51	0.78	0.4	8
0.34	0.0012	13.94	75.3	0.6	0.8	0.3	8
0.34	0.0011	14.11	84.3	0.67	0.8	0.3	8
0.34	0.0011	14.27	78.8	0.68	0.87	0.1	8
0.34	0.0013	14.44	72	0.63	0.88	0.3	8
0.35	0.0013	14.6	71.8	0.56	0.78	0.2	8
0.35	0.0014	14.76	63.7	0.52	0.82	0	8
0.35	0.0018	14.93	54.2	0.49	0.91	0.1	7
0.35	0.0019	15.09	48.1	0.58	1.21	0.3	7
0.36	0.0023	15.26	42.2	0.76	1.8	0	7

I_z	Δs (in.)	Depth (ft)	AvgQt (tsf)	AvgFs (tsf)	AvgRf (%)	AvgUd (ft)	SBT
0.36	0.0025	15.42	36.9	0.91	2.47	0.4	6
0.36	0.0024	15.58	38.4	0.93	2.43	0.9	6
0.36	0.0025	15.75	40.3	0.9	2.24	1.8	6
0.36	0.0024	15.91	38.5	0.77	2	2.3	6
0.37	0.0023	16.08	44	0.67	1.53	1.4	7
0.37	0.0017	16.24	56.1	0.71	1.27	-0.1	7
0.37	0.0014	16.4	67.8	0.83	1.23	0.2	7
0.37	0.0013	16.57	77.3	0.83	1.08	-0.2	8
0.37	0.0014	16.73	70.5	0.51	0.73	0.3	8
0.38	0.0015	16.9	68.9	0.5	0.73	0.4	8
0.38	0.0014	17.06	70.7	0.55	0.78	0.5	8
0.38	0.0016	17.22	61.8	0.66	1.07	0.4	7
0.38	0.0019	17.39	55.5	0.84	1.52	0.3	7
0.38	0.0021	17.55	47.5	1.03	2.17	0.1	6
0.39	0.0024	17.72	44.6	1.19	2.68	0.5	6
0.39	0.0025	17.88	40.4	1.12	2.78	0.6	6
0.39	0.0024	18.04	42.9	0.92	2.15	0.8	6
0.39	0.0025	18.21	44.1	0.77	1.75	0.5	7
0.39	0.0023	18.37	44.1	0.92	2.09	0.4	6
0.40	0.0028	18.54	38.7	0.89	2.3	0.3	6
0.40	0.0029	18.7	36.1	0.9	2.5	1.9	6
0.40	0.0030	18.86	34.8	0.73	2.1	5	6
0.40	0.0030	19.03	37.3	1.01	2.72	6.6	6
0.41	0.0031	19.19	34.2	0.82	2.4	1.5	6
0.41	0.0030	19.36	37	0.81	2.19	3.7	6
0.41	0.0033	19.52	32.5	0.85	2.62	3.1	6
0.41	0.0035	19.68	30.7	0.7	2.29	3	6
0.41	0.0041	19.85	27.9	0.68	2.45	4.9	6

I_z	Δs (in.)	Depth (ft)	AvgQt (tsf)	AvgFs (tsf)	AvgRf (%)	AvgUd (ft)	SBT
0.42	0.0035	20.01	31	0.5	1.62	5.9	6
0.42	0.0032	20.18	36.2	0.57	1.58	6.5	6
0.42	0.0028	20.34	38.5	0.62	1.62	4.7	7
0.42	0.0032	20.51	36.2	0.67	1.86	3.4	6
0.42	0.0028	20.67	39.5	0.63	1.6	3.5	7
0.43	0.0025	20.83	43.3	0.62	1.44	3	7
0.43	0.0026	21	45.4	0.69	1.52	2.1	7
0.43	0.0024	21.16	45.6	0.69	1.52	1.9	7
0.43	0.0026	21.33	45.8	0.68	1.49	1.7	7
0.43	0.0025	21.49	45.7	0.61	1.34	1.2	7
0.44	0.0025	21.65	44.8	0.63	1.41	1.2	7
0.44	0.0026	21.82	46.5	0.7	1.51	0.9	7
0.44	0.0024	21.98	48.4	0.68	1.41	1.1	7
0.44	0.0026	22.15	46.3	0.67	1.45	1	7
0.44	0.0028	22.31	41.1	0.61	1.49	0.4	7
0.45	0.0031	22.47	37.2	0.65	1.75	0.4	6
0.45	0.0037	22.64	33.5	0.67	2.01	0.8	6
0.45	0.0033	22.8	34.9	0.67	1.93	-0.3	6
0.45	0.0040	22.97	31.1	0.67	2.16	1.2	6
0.45	0.0042	23.13	28.2	0.68	2.42	3.6	6
0.46	0.0045	23.29	26.3	0.56	2.13	5.3	6
0.46	0.0047	23.46	26.8	0.53	1.98	7	6
0.46	0.0043	23.62	27.5	0.48	1.75	8.2	6
0.46	0.0040	23.79	32.2	0.52	1.62	9.7	6
0.47	0.0038	23.95	31.9	0.58	1.82	11.2	6
0.47	0.0037	24.11	32.6	0.59	1.81	12.7	6
0.47	0.0048	24.28	27.2	0.51	1.88	14.1	6
0.47	0.0044	24.44	28	0.52	1.86	15.4	6

I_z	Δs (in.)	Depth (ft)	AvgQt (tsf)	AvgFs (tsf)	AvgRf (%)	AvgUd (ft)	SBT
0.47	0.0040	24.61	32.5	0.49	1.51	17.5	6
0.48	0.0039	24.77	31.6	0.52	1.65	19.5	6
0.48	0.0033	24.93	37.9	0.61	1.62	21.1	7
0.48	0.0033	25.1	40	0.74	1.85	5.5	6
0.48	0.0030	25.26	41.2	0.79	1.92	4.7	6
0.48	0.0033	25.43	40.3	0.86	2.14	6.3	6
0.49	0.0031	25.59	40.3	0.81	2.02	7.2	6
0.49	0.0025	25.75	49.7	0.87	1.76	8.5	7
0.49	0.0022	25.92	60.7	0.69	1.14	6.4	7
0.49	0.0017	26.08	73.1	0.7	0.96	2	8
0.49	0.0017	26.25	81.6	0.7	0.86	1.6	8
0.50	0.0015	26.41	85.1	0.74	0.87	1.2	8
0.50	0.0015	26.57	85.2	0.77	0.91	1.1	8
0.50	0.0015	26.74	90	0.82	0.91	1.1	8
0.50	0.0013	26.9	96.8	1.01	1.05	1	8
0.50	0.0012	27.07	111.8	1.19	1.07	0.9	8
0.51	0.0011	27.23	120.5	1.48	1.23	0.8	8
0.51	0.0012	27.39	113.6	1.56	1.38	0.7	8
0.51	0.0016	27.56	87.3	1.41	1.62	0.6	7
0.51	0.0018	27.72	72.2	1.37	1.9	0.3	7
0.52	0.0025	27.89	57.9	1.52	2.63	0.3	6
0.52	0.0029	28.05	46.4	1.42	3.07	0.7	6
0.52	0.0029	28.21	47.2	1.5	3.19	0.9	5
0.52	0.0022	28.38	65.6	1.24	1.89	0.5	7
0.52	0.0015	28.54	90.7	1.19	1.32	0.8	8
0.53	0.0014	28.71	103.5	1.2	1.16	0.3	8
0.53	0.0010	28.87	134.5	1.42	1.06	0.6	8
0.53	0.0009	29.04	161	2.35	1.46	0.8	8

I_z	Δs (in.)	Depth (ft)	AvgQt (tsf)	AvgFs (tsf)	AvgRf (%)	AvgUd (ft)	SBT
0.53	0.0008	29.2	165.6	2.91	1.75	0.9	8
0.53	0.0010	29.36	141.4	3.38	2.39	1.2	7
0.54	0.0008	29.53	185.7	0.02	0.01	2.8	9
0.54	0.0006	29.69	222.1	0.02	0.01	2.9	10
SUM=	0.4132						

				ConeTec	Inc.	-	CPT	Interpretation	
C1	0.9290	for Df =	3.00	Interpretat	Output	-	Release	1.00.18	
C2	1.5000	for 40 yrs		Run	No:	99-0525-1349-5177			
C3	1.7500			Job	No:	99-315			
Δp	1.6950	ksf		Client:	Stone	&	Webster	Engineering	
α	5.0000			Project:	Private	Fuel	Storage	Faclity	
				Site:	CPT-34				
I_z	Δs			Depth	AvgQt	AvgFs	AvgRf	AvgUd	SBT
	(in.)			(ft)	(tsf)	(tsf)	(%)	(ft)	
				2.95	19.6	0.43	2.2	-3.2	6
0.20	0.0029			3.12	19.4	0.46	2.38	-3.5	5
0.20	0.0029			3.28	18	0.37	2.07	-2.8	6
0.21	0.0029			3.44	18.1	0.36	1.99	-2	6
0.21	0.0031			3.61	18.5	0.37	2.01	-2.7	6
0.21	0.0030			3.77	18.3	0.41	2.25	-8.2	5
0.21	0.0033			3.94	17.5	0.43	2.46	-5.1	5
0.21	0.0032			4.1	17.5	0.43	2.47	-6	5
0.22	0.0037			4.27	15.9	0.45	2.84	-11.9	5
0.22	0.0040			4.43	14.1	0.47	3.33	-10.9	4
0.22	0.0041			4.59	14	0.51	3.64	-5.9	4
0.22	0.0047			4.76	13	0.45	3.46	-4.2	4
0.22	0.0049			4.92	11.9	0.37	3.12	-3.7	4
0.23	0.0057			5.09	11	0.32	2.9	-3.7	4
0.23	0.0058			5.25	10.2	0.33	3.26	-3.6	4
0.23	0.0059			5.41	10.1	0.33	3.28	-3.3	4
0.23	0.0069			5.58	9.3	0.34	3.68	-4.2	3
0.23	0.0077			5.74	7.9	0.45	5.69	-3.7	3
0.24	0.0064			5.91	10.2	0.43	4.24	-3.6	3
0.24	0.0047			6.07	13.3	0.5	3.77	-3.1	3

$\Sigma \Delta S = 0.4822''$

SBT > 5

$\Sigma \Delta S = .4822 - .1967 - .0214 = 0.2641$

I_z	Δs (in.)		Depth (ft)	AvgQt (tsf)	AvgFs (tsf)	AvgRf (%)	AvgUd (ft)	SBT
0.24	0.0048		6.23	13.1	0.51	3.9	-3	3
0.24	0.0052		6.4	12.9	0.48	3.73	-2.5	3
0.25	0.0050		6.56	12.6	0.41	3.26	-2.1	4
0.25	0.0053		6.73	12.8	0.4	3.14	-1.4	4
0.25	0.0049		6.89	13.3	0.4	3.01	-0.3	4
0.25	0.0052		7.05	12.6	0.44	3.5	1.1	4
0.25	0.0054		7.22	13	0.47	3.61	-1.5	3
0.26	0.0049		7.38	13.6	0.45	3.31	-1.5	4
0.26	0.0057		7.55	12.5	0.44	3.54	-2.4	4
0.26	0.0061		7.71	11	0.43	3.92	-2.4	3
0.26	0.0054		7.87	12.5	0.42	3.38	-1.5	4
0.26	0.0052		8.04	14.1	0.47	3.33	-1.5	4
0.27	0.0048		8.2	14.3	0.5	3.52	-1	4
0.27	0.0060		8.37	12.2	0.48	3.94	0	3
0.27	0.0053		8.53	13.2	0.47	3.56	-1.1	4
0.27	0.0057		8.69	12.3	0.44	3.59	-0.4	3
0.27	0.0072		8.86	10.5	0.42	3.99	-2.2	3
0.28	0.0058		9.02	12.3	0.66	5.37	-2.2	3
0.28	0.0053		9.19	14.4	0.72	5.02	-1.1	3
0.28	0.0038		9.35	19.2	0.77	4.01	-3.1	3
0.28	0.0039	Σ = .1967	9.51	18.7	0.66	3.54	0.4	4
0.28	0.0029		9.68	26.9	0.51	1.9	4	6
0.29	0.0019		9.84	38.3	0.35	0.92	-1.6	7
0.29	0.0018		10.01	45.3	0.3	0.66	-2.5	7
0.29	0.0015		10.17	49.6	0.37	0.75	-2.9	7
0.29	0.0015		10.33	50	0.41	0.82	-2.9	7
0.30	0.0018		10.5	46	0.46	1	-2.8	7
0.30	0.0018		10.66	43.8	0.47	1.08	-3	7

I_z	Δs (in.)	Depth (ft)	AvgQt (tsf)	AvgFs (tsf)	AvgRf (%)	AvgUd (ft)	SBT
0.30	0.0019	10.83	43.4	0.52	1.2	-3	7
0.30	0.0018	10.99	42.2	0.53	1.26	-3	7
0.30	0.0019	11.15	40.8	0.51	1.25	-3	7
0.31	0.0021	11.32	40	0.49	1.23	-3.1	7
0.31	0.0020	11.48	40.5	0.5	1.24	-2.7	7
0.31	0.0021	11.65	41.5	0.49	1.18	-3	7
0.31	0.0018	11.81	46	0.52	1.13	-3	7
0.31	0.0018	11.97	46	0.56	1.22	-3	7
0.32	0.0019	12.14	44.8	0.56	1.25	-3	7
0.32	0.0018	12.3	44.9	0.61	1.36	-3.2	7
0.32	0.0019	12.47	45.9	0.5	1.09	-3	7
0.32	0.0017	12.63	48.2	0.48	1	-2.2	7
0.32	0.0018	12.8	50.7	0.49	0.97	-2.1	7
0.33	0.0015	12.96	58.1	0.61	1.05	-2.2	7
0.33	0.0014	13.12	61	0.7	1.15	-2	7
0.33	0.0015	13.29	59.5	0.65	1.09	-1.9	7
0.33	0.0015	13.45	57.1	0.58	1.02	-2.2	7
0.33	0.0016	13.62	56.2	0.51	0.91	-2.3	7
0.34	0.0016	13.78	54.2	0.51	0.94	-2.2	7
0.34	0.0017	13.94	52.5	0.56	1.07	-2.1	7
0.34	0.0016	14.11	57.4	0.67	1.17	-2	7
0.34	0.0013	14.27	66.9	0.81	1.21	-2.3	7
0.34	0.0014	14.44	69.5	0.86	1.24	-1.9	7
0.35	0.0012	14.6	72.6	0.86	1.19	-2.2	8
0.35	0.0012	14.76	73.4	0.74	1.01	-2.3	8
0.35	0.0014	14.93	69.2	0.72	1.04	-2.4	8
0.35	0.0014	15.09	67.5	0.72	1.07	-2.2	8
0.36	0.0015	15.26	66.6	0.71	1.07	-2.3	8

I_z	Δs (in.)	Depth (ft)	AvgQt (tsf)	AvgFs (tsf)	AvgRf (%)	AvgUd (ft)	SBT
0.36	0.0015	15.42	60.5	0.65	1.08	-2.4	7
0.36	0.0017	15.58	54.8	0.59	1.08	-2.3	7
0.36	0.0021	15.75	48	0.47	0.98	-2.5	7
0.36	0.0024	15.91	39	0.49	1.26	-1.8	7
0.37	0.0028	16.08	36	0.5	1.39	-1.7	7
0.37	0.0024	16.24	39.8	0.56	1.41	-1.1	7
0.37	0.0022	16.4	42.9	0.48	1.12	-1.9	7
0.37	0.0020	16.57	52	0.45	0.87	-1.8	7
0.37	0.0016	16.73	60.4	0.56	0.93	-1.5	8
0.38	0.0015	16.9	67.8	0.66	0.98	-1.7	8
0.38	0.0015	17.06	66.1	0.68	1.03	-1.5	8
0.38	0.0016	17.22	62.4	0.68	1.09	-1.6	7
0.38	0.0015	17.39	68	0.69	1.02	-1.5	8
0.38	0.0014	17.55	72.2	0.79	1.1	-1.5	8
0.39	0.0013	17.72	80.8	0.84	1.04	-1.5	8
0.39	0.0012	17.88	85.3	0.85	1	-1.6	8
0.39	0.0014	18.04	74.7	0.75	1.01	-1.5	8
0.39	0.0017	18.21	63.8	0.69	1.08	-1.6	7
0.39	0.0020	18.37	51.9	0.84	1.62	-1.7	7
0.40	0.0023	18.54	47.3	1.19	2.52	-1.6	6
0.40	0.0025	18.7	41.1	1.35	3.29	-0.2	5
0.40	0.0026	18.86	39.6	1.26	3.19	1	5
0.40	0.0025	19.03	44.4	0.96	2.17	1	6
0.41	0.0024	19.19	44.5	1.01	2.28	-2.2	6
0.41	0.0029	19.36	38.7	1.06	2.74	-0.9	6
0.41	0.0029	19.52	36.7	1.11	3.03	-0.4	5
0.41	0.0028	19.68	38.3	1.06	2.77	0.6	6
0.41	0.0031	19.85	36.9	0.98	2.66	-0.8	6

I_z	Δs (in.)		Depth (ft)	AvgQt (tsf)	AvgFs (tsf)	AvgRf (%)	AvgUd (ft)	SBT
0.42	0.0034		20.01	31.3	0.88	2.82	1.2	5
0.42	0.0039		20.18	29.5	0.78	2.65	4.1	6
0.42	0.0032		20.34	34.3	0.73	2.13	5	6
0.42	0.0031		20.51	37.9	0.84	2.22	3.2	6
0.42	0.0029		20.67	38.4	0.88	2.3	0.7	6
0.43	0.0027		20.83	40.3	0.8	1.99	1.2	6
0.43	0.0028		21	42.5	0.84	1.98	0.7	6
0.43	0.0026		21.16	43.1	0.85	1.98	-0.1	6
0.43	0.0028		21.33	42.9	0.87	2.03	0.7	6
0.43	0.0026		21.49	42.8	0.93	2.18	-0.2	6
0.44	0.0027		21.65	42.6	0.9	2.12	-0.6	6
0.44	0.0029		21.82	42	0.92	2.2	0	6
0.44	0.0026		21.98	43.9	0.86	1.96	-1	6
0.44	0.0027		22.15	45.9	0.84	1.84	-1.5	7
0.44	0.0026		22.31	45.1	0.63	1.4	-1.4	7
0.45	0.0027		22.47	42.7	0.6	1.41	-1.7	7
0.45	0.0031		22.64	39.4	0.72	1.83	-1.6	6
0.45	0.0035		22.8	33.4	0.85	2.55	-1.4	6
0.45	0.0041		22.97	30.5	0.92	3.02	-1	5
0.45	0.0038		23.13	30.8	0.86	2.8	3.7	5
0.46	0.0040		23.29	29.8	0.84	2.83	8.2	5
0.46	0.0046		23.46	27.4	0.75	2.74	13.1	5
0.46	0.0049	Σ: .0214	23.62	24.5	0.65	2.66	15.5	5
0.46	0.0055		23.79	23.3	0.57	2.45	18.2	6
0.47	0.0051		23.95	23.8	0.59	2.48	20.6	6
0.47	0.0046		24.11	26.3	0.61	2.32	22.8	6
0.47	0.0043		24.28	30.2	0.73	2.43	23.7	6
0.47	0.0041		24.44	29.9	0.69	2.31	22.9	6

I_z	Δs (in.)	Depth (ft)	AvgQt (tsf)	AvgFs (tsf)	AvgRf (%)	AvgUd (ft)	SBT
0.47	0.0053	24.61	24.7	0.62	2.52	23.7	6
0.48	0.0042	24.77	29.4	0.65	2.22	25.8	6
0.48	0.0038	24.93	32.8	0.7	2.14	12	6
0.48	0.0041	25.1	31.9	0.74	2.33	12.7	6
0.48	0.0035	25.26	35.2	0.81	2.31	15.4	6
0.48	0.0037	25.43	35.9	0.95	2.66	3.6	6
0.49	0.0037	25.59	33.9	1.04	3.08	5.7	5
0.49	0.0037	25.75	34.1	0.99	2.91	4.3	5
0.49	0.0038	25.92	35.8	1.07	2.99	6.8	5
0.49	0.0033	26.08	38.8	0.96	2.48	5.8	6
0.49	0.0025	26.25	54.7	0.99	1.81	6.1	7
0.50	0.0023	26.41	56.2	1.22	2.18	2.7	6
0.50	0.0030	26.57	43.1	1.23	2.86	3	6
0.50	0.0027	26.74	51.5	1.32	2.57	4.7	6
0.50	0.0023	26.9	56.3	1.2	2.14	2.1	6
0.50	0.0025	27.07	55.2	1.36	2.47	1.9	6
0.51	0.0025	27.23	53.4	1.43	2.68	0.7	6
0.51	0.0025	27.39	53.4	1.49	2.8	1.7	6
0.51	0.0027	27.56	52.3	1.63	3.13	0.6	6
0.51	0.0027	27.72	49.4	1.63	3.31	2	5
0.52	0.0023	27.89	61	1.56	2.56	1.9	6
0.52	0.0013	28.05	104	1.64	1.58	1.5	7
0.52	0.0010	28.21	134.7	1.84	1.37	-0.8	8
0.52	0.0008	28.38	173.4	0.02	0.01	-1.3	9
0.52	0.0007	28.54	193.8	0.02	0.01	-1.2	10

SUM= 0.4822

				ConeTec	Inc.	-	CPT	Interpretation	
C1	0.9290	for Df =	3.00	Interpretat	Output	-	Release	1.00.18	
C2	1.5000	for 40 yrs		Run	No:	99-0525-1349-5221			
C3	1.7500			Job	No:	99-315			
Δp	1.6950	ksf		Client:	Stone	&	Webster	Engineering	
α	5.0000			Project:	Private	Fuel	Storage	Faclity	
				Site:	CPT-35				
I_z	Δs			Depth	AvgQt	AvgFs	AvgRf	AvgUd	SBT
	(in.)			(ft)	(tsf)	(tsf)	(%)	(ft)	
				2.95	16	0.02	0.13	-0.3	6
0.20	0.0047			3.12	11.8	0.02	0.17	-0.3	6
0.20	0.0052			3.28	10.1	0.02	0.2	-0.4	6
0.21	0.0055			3.44	9.6	0.02	0.21	-0.5	6
0.21	0.0048			3.61	11.8	0.02	0.17	-0.4	6
0.21	0.0031			3.77	17.6	0.02	0.11	0	7
0.21	0.0030			3.94	19.5	0.21	1.08	0.5	6
0.21	0.0028			4.1	19.9	0.37	1.87	0.7	6
0.22	0.0031			4.27	19.2	0.37	1.93	1	6
0.22	0.0031			4.43	18.1	0.31	1.71	1	6
0.22	0.0037			4.59	15.5	0.2	1.3	0	6
0.22	0.0050			4.76	12.3	0.16	1.31	-0.3	6
0.22	0.0044			4.92	13.1	0.16	1.23	-0.6	6
0.23	0.0052			5.09	11.9	0.19	1.59	-0.4	5
0.23	0.0053			5.25	11.1	0.21	1.89	-0.2	5
0.23	0.0061			5.41	9.8	0.17	1.73	-0.6	5
0.23	0.0046			5.58	14	0.2	1.43	0.3	6
0.23	0.0041			5.74	14.8	0.25	1.69	1	6
0.24	0.0043	Σ = .0337		5.91	15.1	0.28	1.85	2.4	5
0.24	0.0041			6.07	15.1	0.3	1.99	1.7	5

ΣΔS = 0.4405

SBT > 5

ΣΔS = .4405 - .0337 - .0137 = 0.3931"

I_z	Δs (in.)		Depth (ft)	AvgQt (tsf)	AvgFs (tsf)	AvgRf (%)	AvgUd (ft)	SBT
0.24	0.0041		6.23	15.4	0.25	1.63	2.7	6
0.24	0.0047		6.4	14.2	0.2	1.41	2.5	6
0.25	0.0039		6.56	16.4	0.22	1.34	3.1	6
0.25	0.0036		6.73	19.1	0.27	1.42	4.7	6
0.25	0.0032		6.89	20	0.28	1.41	5.6	6
0.25	0.0034		7.05	19.3	0.27	1.4	7	6
0.25	0.0037		7.22	19.1	0.29	1.52	9	6
0.26	0.0034		7.38	19.7	0.31	1.57	11.5	6
0.26	0.0036		7.55	19.5	0.31	1.6	13.3	6
0.26	0.0036		7.71	18.7	0.3	1.61	14	6
0.26	0.0039		7.87	17.2	0.29	1.69	14.3	6
0.26	0.0044		8.04	16.4	0.3	1.84	14.1	6
0.27	0.0044		8.2	15.5	0.29	1.88	12.7	5
0.27	0.0048		8.37	15.3	0.28	1.84	12.6	5
0.27	0.0045	Σ = .0137	8.53	15.7	0.29	1.85	13.1	5
0.27	0.0039		8.69	18.3	0.29	1.59	14.7	6
0.27	0.0030		8.86	25	0.29	1.16	14.2	6
0.28	0.0028		9.02	25.4	0.31	1.22	8.7	6
0.28	0.0029		9.19	26.5	0.32	1.21	2.6	6
0.28	0.0024		9.35	30	0.23	0.77	1	7
0.28	0.0020		9.51	36.4	0.17	0.47	0	7
0.28	0.0020		9.68	39.5	0.12	0.3	-0.4	8
0.29	0.0019		9.84	39.9	0.13	0.33	-0.6	8
0.29	0.0021		10.01	37.4	0.18	0.48	-0.7	7
0.29	0.0019		10.17	39	0.23	0.59	-0.7	7
0.29	0.0020		10.33	38.1	0.25	0.66	-1	7
0.30	0.0022		10.5	37	0.25	0.68	-1	7
0.30	0.0019		10.66	40.9	0.2	0.49	-1.1	7

I_z	Δs (in.)	Depth (ft)	AvgQt (tsf)	AvgFs (tsf)	AvgRf (%)	AvgUd (ft)	SBT
0.30	0.0020	10.83	42.1	0.23	0.55	-1.1	7
0.30	0.0018	10.99	43.1	0.27	0.63	-1.1	7
0.30	0.0018	11.15	43.4	0.28	0.65	-1.1	7
0.31	0.0019	11.32	44.3	0.31	0.7	-1.2	7
0.31	0.0019	11.48	42	0.35	0.83	-1.1	7
0.31	0.0022	11.65	39	0.35	0.9	-1.2	7
0.31	0.0022	11.81	36.6	0.34	0.93	-1.2	7
0.31	0.0023	11.97	35	0.37	1.06	-1.2	7
0.32	0.0026	12.14	33.9	0.39	1.15	-0.8	7
0.32	0.0027	12.3	30.3	0.5	1.65	-0.7	6
0.32	0.0032	12.47	27.8	0.61	2.2	-0.2	6
0.32	0.0032	12.63	26.3	0.48	1.83	2.5	6
0.32	0.0033	12.8	27	0.43	1.6	3.8	6
0.33	0.0027	12.96	30.9	0.3	0.97	0.9	7
0.33	0.0023	13.12	36.3	0.21	0.58	-0.1	7
0.33	0.0020	13.29	45.2	0.14	0.31	-0.5	8
0.33	0.0016	13.45	54.5	0.18	0.33	-0.6	8
0.33	0.0015	13.62	60.7	0.48	0.79	-0.6	8
0.34	0.0015	13.78	56.3	0.63	1.12	-0.6	7
0.34	0.0017	13.94	50.9	0.72	1.42	-0.4	7
0.34	0.0015	14.11	61.4	0.68	1.11	-0.5	7
0.34	0.0014	14.27	64	0.5	0.78	-0.7	8
0.34	0.0015	14.44	61.6	0.56	0.91	-0.6	8
0.35	0.0015	14.6	58.6	0.5	0.85	-0.8	8
0.35	0.0015	14.76	61.6	0.48	0.78	-0.8	8
0.35	0.0014	14.93	68	0.47	0.69	-0.6	8
0.35	0.0014	15.09	67.5	0.49	0.73	-0.6	8
0.36	0.0015	15.26	65.5	0.45	0.69	-0.6	8

I_z	Δs (in.)	Depth (ft)	AvgQt (tsf)	AvgFs (tsf)	AvgRf (%)	AvgUd (ft)	SBT
0.36	0.0014	15.42	65.5	0.43	0.66	-0.1	8
0.36	0.0014	15.58	67	0.47	0.7	-0.1	8
0.36	0.0014	15.75	68.8	0.48	0.7	0	8
0.36	0.0015	15.91	64.9	0.45	0.69	0	8
0.37	0.0017	16.08	59.2	0.39	0.66	0	8
0.37	0.0017	16.24	56.5	0.42	0.75	-0.1	8
0.37	0.0017	16.4	56.9	0.49	0.86	0	8
0.37	0.0019	16.57	54.5	0.53	0.97	0.2	7
0.37	0.0017	16.73	55.4	0.56	1.01	0.2	7
0.38	0.0017	16.9	62	0.38	0.61	0.2	8
0.38	0.0016	17.06	63.1	0.39	0.62	0	8
0.38	0.0016	17.22	61.5	0.39	0.64	0	8
0.38	0.0018	17.39	59.5	0.38	0.64	0	8
0.38	0.0017	17.55	58.1	0.4	0.69	0	8
0.39	0.0021	17.72	51.6	0.45	0.87	0.2	7
0.39	0.0022	17.88	45.9	0.67	1.46	0.1	7
0.39	0.0024	18.04	41.6	0.71	1.71	0	7
0.39	0.0030	18.21	36.3	0.85	2.35	0.5	6
0.39	0.0029	18.37	34.8	0.67	1.93	1.6	6
0.40	0.0031	18.54	35.3	0.55	1.56	2.6	6
0.40	0.0026	18.7	40	0.69	1.73	2.3	7
0.40	0.0027	18.86	38.9	0.75	1.94	1.9	6
0.40	0.0033	19.03	34	0.78	2.3	2.6	6
0.41	0.0031	19.19	33.6	0.72	2.15	4	6
0.41	0.0034	19.36	32.6	0.63	1.94	4.8	6
0.41	0.0034	19.52	30.9	0.58	1.88	5.8	6
0.41	0.0035	19.68	30.8	0.52	1.69	6.8	6
0.41	0.0040	19.85	28.4	0.44	1.55	8.4	6

I_z	Δs (in.)	Depth (ft)	AvgQt (tsf)	AvgFs (tsf)	AvgRf (%)	AvgUd (ft)	SBT
0.42	0.0040	20.01	26.8	0.39	1.46	9.7	6
0.42	0.0041	20.18	28	0.37	1.33	10.9	6
0.42	0.0036	20.34	30.6	0.46	1.51	12.3	6
0.42	0.0036	20.51	32.1	0.42	1.31	12.6	7
0.42	0.0031	20.67	35.5	0.39	1.1	12.1	7
0.43	0.0029	20.83	38.1	0.45	1.18	2.2	7
0.43	0.0031	21	38.3	0.48	1.25	1.9	7
0.43	0.0029	21.16	38.7	0.64	1.66	1.8	7
0.43	0.0031	21.33	38.5	0.59	1.54	1.6	7
0.43	0.0027	21.49	41.1	0.49	1.2	1.8	7
0.44	0.0026	21.65	44.1	0.33	0.75	1.5	7
0.44	0.0028	21.82	42.5	0.34	0.8	1.2	7
0.44	0.0029	21.98	38.8	0.49	1.26	0.7	7
0.44	0.0035	22.15	34.8	0.57	1.64	1	6
0.44	0.0036	22.31	31.8	0.63	1.99	0.9	6
0.45	0.0038	22.47	30.2	0.54	1.79	1.8	6
0.45	0.0043	22.64	29	0.53	1.83	6.1	6
0.45	0.0042	22.8	27.9	0.47	1.69	10.5	6
0.45	0.0047	22.97	26.7	0.42	1.58	12.6	6
0.45	0.0046	23.13	25.6	0.32	1.25	14.3	6
0.46	0.0043	23.29	27.8	0.43	1.55	15.5	6
0.46	0.0037	23.46	33.9	0.47	1.39	16.4	7
0.46	0.0036	23.62	32.8	0.6	1.84	10.4	6
0.46	0.0041	23.79	30.8	0.5	1.63	11.5	6
0.47	0.0044	23.95	27.2	0.43	1.58	14.1	6
0.47	0.0039	24.11	31.4	0.46	1.47	14.8	6
0.47	0.0038	24.28	34	0.53	1.56	13.6	6
0.47	0.0036	24.44	34.3	0.59	1.72	14.1	6

I_z	Δs (in.)	Depth (ft)	AvgQt (tsf)	AvgFs (tsf)	AvgRf (%)	AvgUd (ft)	SBT
0.47	0.0038	24.61	34.3	0.59	1.73	17.7	6
0.48	0.0035	24.77	35	0.55	1.58	18.1	6
0.48	0.0032	24.93	39.1	0.58	1.49	19.5	7
0.48	0.0032	25.1	41.2	0.59	1.44	6.1	7
0.48	0.0023	25.26	53.5	0.65	1.22	4.2	7
0.48	0.0022	25.43	60.1	0.92	1.54	2.6	7
0.49	0.0025	25.59	51.4	1.12	2.19	1.7	6
0.49	0.0026	25.75	47.9	1.18	2.47	1.8	6
0.49	0.0025	25.92	53.5	1.09	2.04	1.8	7
0.49	0.0025	26.08	50.9	1.18	2.32	1.2	6
0.49	0.0026	26.25	51.6	1.4	2.72	1.1	6
0.50	0.0024	26.41	53	1.46	2.76	1.3	6
0.50	0.0024	26.57	54.4	1.36	2.5	1.1	6
0.50	0.0025	26.74	55.3	1.33	2.41	1	6
0.50	0.0018	26.9	71.7	1.17	1.64	0.8	7
0.50	0.0014	27.07	99.6	1.16	1.17	0.6	8
0.51	0.0011	27.23	117.7	1.15	0.98	0.2	8
0.51	0.0010	27.39	134.2	1.32	0.99	0	8
0.51	0.0010	27.56	145.1	1.4	0.97	0.1	9
0.51	0.0007	27.72	187	0.02	0.01	0.3	10
0.52	0.0007	27.89	206.9	0.02	0.01	0	10

SUM= 0.4405

				ConeTec	Inc.	-	CPT	Interpretation	
C1	0.9290	for Df =	3.00	Interpretati	Output	-	Release	1.00.18	
C2	1.5000	for 40 yrs		Run	No:	99-0525-1349-5259			
C3	1.7500			Job	No:	99-315			
Δp	1.6950	ksf		Client:	Stone	&	Webster	Engineering	
α	5.0000			Project:	Private	Fuel	Storage	Faclity	
				Site:	CPT-36				
I_z	Δs (in.)			Depth (ft)	AvgQt (tsf)	AvgFs (tsf)	AvgRf (%)	AvgUd (ft)	SBT
				2.95	28.6	0.03	0.11	-1.3	7
0.20	0.0020			3.12	27.2	0.06	0.22	-1.2	7
0.20	0.0023			3.28	23.3	0.02	0.09	-1.1	7
0.21	0.0024			3.44	21.8	0.04	0.18	-1.4	7
0.21	0.0027			3.61	21.1	0.04	0.19	-1.3	7
0.21	0.0032			3.77	17.2	0.02	0.12	-1.3	7
0.21	0.0041			3.94	14.4	0.03	0.21	-1.3	6
0.21	0.0041			4.1	13.5	0.06	0.44	-1.4	6
0.22	0.0048			4.27	12.4	0.05	0.4	-1.5	6
0.22	0.0044			4.43	12.9	0.06	0.47	-1.2	6
0.22	0.0042			4.59	13.6	0.09	0.66	-1.4	6
0.22	0.0040			4.76	15.3	0.16	1.05	-0.9	6
0.22	0.0038			4.92	15.2	0.19	1.25	0.1	6
0.23	0.0038			5.09	16.3	0.16	0.98	2.9	6
0.23	0.0035			5.25	16.8	0.16	0.96	4.8	6
0.23	0.0032			5.41	18.4	0.19	1.04	9.2	6
0.23	0.0034			5.58	19	0.22	1.16	11	6
0.23	0.0031			5.74	19.4	0.41	2.12	10.6	6
0.24	0.0034			5.91	19.4	0.32	1.65	14	6
0.24	0.0028			6.07	22.4	0.35	1.57	-2.6	6

$\Sigma \Delta s = 0.3647$

I_z	Δs (in.)	Depth (ft)	AvgQt (tsf)	AvgFs (tsf)	AvgRf (%)	AvgUd (ft)	SBT
0.24	0.0029	6.23	21.2	0.37	1.75	2.5	6
0.24	0.0033	6.4	20.5	0.4	1.95	5.5	6
0.25	0.0031	6.56	20.5	0.33	1.61	9.7	6
0.25	0.0034	6.73	20.1	0.32	1.6	9.6	6
0.25	0.0033	6.89	19.5	0.31	1.59	11.1	6
0.25	0.0033	7.05	19.6	0.28	1.43	13.3	6
0.25	0.0035	7.22	19.7	0.26	1.32	15.2	6
0.26	0.0032	7.38	20.5	0.26	1.27	15.5	6
0.26	0.0035	7.55	20.2	0.26	1.29	13.5	6
0.26	0.0031	7.71	21.4	0.26	1.22	14.7	6
0.26	0.0027	7.87	24.9	0.25	1.01	9.6	6
0.26	0.0027	8.04	27.3	0.2	0.73	-3	7
0.27	0.0025	8.2	27.5	0.11	0.4	-1.8	7
0.27	0.0023	8.37	32.4	0.06	0.19	-2.2	7
0.27	0.0021	8.53	33.5	0.02	0.06	-1.9	8
0.27	0.0020	8.69	35.6	0.02	0.06	-2	8
0.27	0.0021	8.86	36.8	0.02	0.05	-1.8	8
0.28	0.0018	9.02	39.5	0.02	0.05	-1.8	8
0.28	0.0018	9.19	41.7	0.02	0.05	-1.7	8
0.28	0.0019	9.35	38.7	0.02	0.05	-1.4	8
0.28	0.0018	9.51	41.5	0.02	0.05	-1.5	8
0.28	0.0019	9.68	40.4	0.02	0.05	-1.5	8
0.29	0.0019	9.84	38.1	0.02	0.05	-1.4	8
0.29	0.0021	10.01	37	0.02	0.05	-1.5	8
0.29	0.0022	10.17	34.2	0.02	0.06	-1.5	8
0.29	0.0025	10.33	30.1	0.07	0.23	-1.5	7
0.30	0.0027	10.5	30.5	0.15	0.49	-1.5	7
0.30	0.0024	10.66	32.5	0.21	0.65	-1.3	7

I_z	Δs (in.)	Depth (ft)	AvgQt (tsf)	AvgFs (tsf)	AvgRf (%)	AvgUd (ft)	SBT
0.30	0.0024	10.83	34.6	0.2	0.58	-1.9	7
0.30	0.0020	10.99	38.5	0.03	0.08	-1.5	8
0.30	0.0019	11.15	41.8	0.02	0.05	-1.5	8
0.31	0.0019	11.32	44.8	0.02	0.04	-1.5	8
0.31	0.0017	11.48	45.6	0.02	0.04	-1.5	8
0.31	0.0019	11.65	45.2	0.02	0.04	-1.5	8
0.31	0.0017	11.81	46.7	0.07	0.15	-1.5	8
0.31	0.0015	11.97	55.4	0.05	0.09	-1.5	8
0.32	0.0015	12.14	59.8	0.07	0.12	-1.4	8
0.32	0.0014	12.3	57.2	0.11	0.19	-1.4	8
0.32	0.0018	12.47	50.1	0.07	0.14	-1.5	8
0.32	0.0019	12.63	43.9	0.19	0.43	-1.2	8
0.32	0.0022	12.8	40.8	0.33	0.81	-1.2	7
0.33	0.0022	12.96	37.6	0.37	0.99	-1.3	7
0.33	0.0022	13.12	39	0.29	0.75	-0.8	7
0.33	0.0025	13.29	35.7	0.28	0.79	-1	7
0.33	0.0026	13.45	33.2	0.47	1.42	-0.8	6
0.33	0.0027	13.62	33.9	0.41	1.21	0.8	7
0.34	0.0025	13.78	34.3	0.41	1.2	-1.2	7
0.34	0.0026	13.94	33.9	0.41	1.21	-0.9	7
0.34	0.0023	14.11	41.1	0.33	0.81	-0.8	7
0.34	0.0019	14.27	47.3	0.14	0.3	-1.2	8
0.34	0.0019	14.44	50.8	0.02	0.04	-1	8
0.35	0.0017	14.6	54	0.16	0.3	-1.2	8
0.35	0.0018	14.76	50.9	0.27	0.53	-1	8
0.35	0.0019	14.93	50.1	0.3	0.6	-1.1	8
0.35	0.0017	15.09	54.1	0.02	0.04	-1.1	8
0.36	0.0017	15.26	59	0.03	0.05	-1.1	8

I_z	Δs (in.)	Depth (ft)	AvgQt (tsf)	AvgFs (tsf)	AvgRf (%)	AvgUd (ft)	SBT
0.36	0.0016	15.42	57	0.15	0.26	-1.2	8
0.36	0.0017	15.58	56	0.23	0.41	-1.2	8
0.36	0.0016	15.75	63.3	0.15	0.24	-1	8
0.36	0.0014	15.91	69.4	0.15	0.22	-0.8	8
0.37	0.0015	16.08	67.8	0.02	0.03	-0.6	8
0.37	0.0014	16.24	67.2	0.06	0.09	-0.6	8
0.37	0.0014	16.4	68.4	0.09	0.13	-0.7	8
0.37	0.0015	16.57	69	0.09	0.13	-0.6	8
0.37	0.0015	16.73	66.4	0.09	0.14	-0.6	8
0.38	0.0016	16.9	63	0.08	0.13	-0.7	8
0.38	0.0016	17.06	60.2	0.08	0.13	-0.6	8
0.38	0.0017	17.22	59	0.14	0.24	-0.7	8
0.38	0.0019	17.39	55.9	0.27	0.48	-0.6	8
0.38	0.0019	17.55	52.2	0.45	0.86	-0.6	7
0.39	0.0020	17.72	52.3	0.43	0.82	-0.8	7
0.39	0.0020	17.88	50.3	0.48	0.96	-0.5	7
0.39	0.0021	18.04	47.7	0.42	0.88	-0.6	7
0.39	0.0024	18.21	44.8	0.43	0.96	-0.7	7
0.39	0.0022	18.37	46.4	0.49	1.06	-0.6	7
0.40	0.0021	18.54	52.2	0.43	0.83	-1	7
0.40	0.0017	18.7	60.7	0.19	0.31	-0.7	8
0.40	0.0016	18.86	63.8	0.2	0.31	-0.7	8
0.40	0.0021	19.03	53	0.32	0.61	-0.8	8
0.41	0.0022	19.19	48.7	0.38	0.78	-0.4	7
0.41	0.0020	19.36	55.6	0.44	0.79	-0.3	8
0.41	0.0019	19.52	56.5	0.56	0.99	-0.1	7
0.41	0.0021	19.68	51.7	0.29	0.56	-0.1	8
0.41	0.0023	19.85	49.9	0.25	0.5	-0.2	8

I_z	Δs (in.)	Depth (ft)	AvgQt (tsf)	AvgFs (tsf)	AvgRf (%)	AvgUd (ft)	SBT
0.42	0.0021	20.01	50.1	0.34	0.68	-0.2	7
0.42	0.0021	20.18	53.9	0.31	0.58	-0.7	8
0.42	0.0021	20.34	51.9	0.31	0.6	-0.1	8
0.42	0.0024	20.51	48.2	0.37	0.77	-0.4	7
0.42	0.0026	20.67	42.8	0.36	0.84	-0.1	7
0.43	0.0030	20.83	36.2	0.58	1.61	-0.1	6
0.43	0.0036	21	33	0.72	2.19	1.9	6
0.43	0.0038	21.16	29.7	0.57	1.93	6.6	6
0.43	0.0045	21.33	26.6	0.41	1.54	11.5	6
0.43	0.0042	21.49	27	0.32	1.19	13.5	6
0.44	0.0041	21.65	27.9	0.31	1.12	15.4	6
0.44	0.0043	21.82	28.2	0.32	1.14	16.9	6
0.44	0.0038	21.98	29.7	0.34	1.15	18.5	7
0.44	0.0047	22.15	25.7	0.59	2.3	20	6
0.44	0.0051	22.31	22.7	0.52	2.3	20.9	6
0.45	0.0038	22.47	30.5	0.48	1.58	-1.5	6
0.45	0.0045	22.64	27.5	0.44	1.6	4.1	6
0.45	0.0043	22.8	27.2	0.42	1.55	5.9	6
0.45	0.0045	22.97	27.6	0.38	1.38	7.5	6
0.45	0.0042	23.13	28.3	0.41	1.45	8.3	6
0.46	0.0038	23.29	30.8	0.46	1.5	9.7	6
0.46	0.0041	23.46	30.6	0.48	1.57	8.3	6
0.46	0.0035	23.62	34	0.37	1.09	9.6	7
0.46	0.0026	23.79	49.7	0.21	0.42	2.8	8
0.47	0.0022	23.95	55.6	0.21	0.38	-0.6	8
0.47	0.0022	24.11	55.1	0.5	0.91	-0.3	7
0.47	0.0025	24.28	50.7	0.89	1.76	-0.5	7
0.47	0.0028	24.44	43	1.13	2.63	-0.4	6

I_z	Δs (in.)
0.47	0.0029
0.48	0.0030
0.48	0.0027
0.48	0.0023
0.48	0.0021
0.48	0.0023
0.49	0.0021
0.49	0.0017
0.49	0.0018
0.49	0.0009
0.49	0.0007
0.50	0.0006
SUM=	0.3647

Depth (ft)	AvgQt (tsf)	AvgFs (tsf)	AvgRf (%)	AvgUd (ft)	SBT
24.61	44.3	1.14	2.58	0	6
24.77	41.6	0.93	2.24	-0.6	6
24.93	45.8	0.71	1.55	-0.6	7
25.1	57.4	0.44	0.77	-1.3	8
25.26	58.3	0.31	0.53	-0.8	8
25.43	56.9	0.37	0.65	-0.7	8
25.59	58.6	0.53	0.91	-0.6	7
25.75	74.2	0.87	1.17	-0.8	8
25.92	76.9	1	1.3	-0.6	7
26.08	141.3	1.04	0.74	-0.9	9
26.25	206.4	0.02	0.01	-0.5	10
26.41	213.4	0.02	0.01	-0.5	10

				ConeTec	Inc.	-	CPT	Interpretation	
C1	0.9290	for Df =	3.00	Interpretat	Output	-	Release	1.00.18	
C2	1.5000	for 40 yrs		Run	No:	99-0525-1349-5298			
C3	1.7500			Job	No:	99-315			
Δp	1.6950	ksf		Client:	Stone	&	Webster	Engineering	
α	5.0000			Project:	Private	Fuel	Storage	Faclity	
				Site:	CPT-37				
I_z	Δs			Depth	AvgQt	AvgFs	AvgRf	AvgUd	SBT
	(in.)			(ft)	(tsf)	(tsf)	(%)	(ft)	
				2.95	19.4	0.15	0.78	-0.2	6
0.20	0.0022			3.12	25.7	0.33	1.29	-0.2	6
0.20	0.0012			3.28	42.9	0.72	1.68	-0.4	7
0.21	0.0009			3.44	57.4	1.25	2.18	-0.1	6
0.21	0.0012			3.61	47.2	1.65	3.5	-0.1	5
0.21	0.0015			3.77	36.3	1.68	4.63	-2.2	4
0.21	0.0017			3.94	33.5	1.42	4.25	-1.7	4
0.21	0.0017	Σ: .0061		4.1	33.5	1.35	4.04	-6.8	4
0.22	0.0020			4.27	30.2	0.39	1.29	-4.3	6
0.22	0.0022			4.43	26.1	0.33	1.27	-0.5	6
0.22	0.0013			4.59	42.5	0.23	0.54	0.4	7
0.22	0.0019			4.76	31.9	0.23	0.72	1.1	7
0.22	0.0024			4.92	23.8	0.33	1.39	1	6
0.23	0.0032			5.09	19.2	0.23	1.2	1	6
0.23	0.0034			5.25	17.6	0.26	1.48	1.1	6
0.23	0.0036			5.41	16.7	0.18	1.08	0.9	6
0.23	0.0040			5.58	16.1	0.17	1.06	1.2	6
0.23	0.0036			5.74	16.7	0.17	1.02	1	6
0.24	0.0037			5.91	17.8	0.2	1.12	1.1	6
0.24	0.0033			6.07	19	0.26	1.37	1	6

$\Sigma \Delta S = 0.5439$

SBT > 5

$\Sigma \Delta S = .5439 - .0061 - .1118 - .0320 = 0.3940"$

I_z	Δs (in.)	Depth (ft)	AvgQt (tsf)	AvgFs (tsf)	AvgRf (%)	AvgUd (ft)	SBT
0.24	0.0031	6.23	20.1	0.35	1.75	1.1	6
0.24	0.0034	6.4	19.4	0.45	2.33	0.9	5
0.25	0.0031	6.56	20.4	0.44	2.16	1.1	6
0.25	0.0032	6.73	21	0.39	1.86	1.1	6
0.25	0.0030	6.89	21.8	0.41	1.88	1	6
0.25	0.0033	7.05	19.8	0.4	2.02	1.1	6
0.25	0.0037	7.22	19.1	0.43	2.26	1	5
0.26	0.0034	7.38	19.2	0.45	2.35	1	5
0.26	0.0037	7.55	19	0.48	2.53	2.3	5
0.26	0.0036	7.71	18.6	0.86	4.63	7.9	3
0.26	0.0034	7.87	20	0.6	3.01	10.3	5
0.26	0.0030	8.04	24.1	0.63	2.62	3.3	5
0.27	0.0042	8.2	16.4	0.53	3.25	2.7	4
0.27	0.0043	8.37	17.1	0.5	2.92	3.9	5
0.27	0.0042	8.53	16.8	0.43	2.56	5.2	5
0.27	0.0038	8.69	18.4	0.42	2.29	6.4	5
0.27	0.0042	8.86	17.8	0.45	2.53	7.5	5
0.28	0.0037	9.02	19.5	0.47	2.41	8.3	5
0.28	0.0036	9.19	21.1	0.5	2.37	9.1	6
0.28	0.0037	9.35	19.7	0.52	2.64	9.8	5
0.28	0.0036	9.51	20.5	0.49	2.4	10.9	5
0.28	0.0048	9.68	16.3	0.46	2.82	12.5	5
0.29	0.0051	9.84	14.6	0.43	2.96	14.5	5
0.29	0.0053	10.01	14.9	0.37	2.49	15.1	5
0.29	0.0050	10.17	15	0.35	2.35	14.2	5
0.29	0.0046	10.33	16.5	0.33	2.01	10.1	5
0.30	0.0050	10.5	16.1	0.36	2.24	12.9	5
0.30	0.0047	10.66	16.5	0.36	2.19	13.8	5

I_z	Δs (in.)		Depth (ft)	AvgQt (tsf)	AvgFs (tsf)	AvgRf (%)	AvgUd (ft)	SBT
0.30	0.0051		10.83	16	0.6	3.75	16.1	4
0.30	0.0050		10.99	15.7	0.67	4.27	16.9	3
0.30	0.0033		11.15	23.7	0.71	3	7.8	5
0.31	0.0040		11.32	20.9	0.68	3.26	9.7	5
0.31	0.0038	Σ = .1118	11.48	20.8	0.64	3.09	11.4	5
0.31	0.0038		11.65	22.6	0.5	2.22	15.1	6
0.31	0.0042		11.81	19.4	0.43	2.23	15.7	6
0.31	0.0031		11.97	26	0.41	1.58	16.4	6
0.32	0.0032		12.14	26.9	0.27	1.01	4.9	7
0.32	0.0028		12.3	29.3	0.18	0.62	4	7
0.32	0.0024		12.47	36.5	0.1	0.27	1.9	7
0.32	0.0022		12.63	37.6	0.1	0.27	1.9	7
0.32	0.0026		12.8	34.8	0.09	0.26	1.5	7
0.33	0.0026		12.96	32.3	0.18	0.56	1.1	7
0.33	0.0028		13.12	30.3	0.15	0.5	1	7
0.33	0.0032		13.29	28.5	0.24	0.84	1	7
0.33	0.0031		13.45	27.5	0.33	1.2	1.1	6
0.33	0.0047		13.62	19.6	0.27	1.38	2.7	6
0.34	0.0053		13.78	16.4	0.2	1.22	4.4	6
0.34	0.0045		13.94	19.3	0.12	0.62	5	6
0.34	0.0026		14.11	36.7	0.1	0.27	4	7
0.34	0.0024		14.27	36.7	0.33	0.9	1.8	7
0.34	0.0034		14.44	27.7	0.34	1.23	0.2	6
0.35	0.0044		14.6	20.6	0.47	2.29	2.3	6
0.35	0.0040		14.76	22.4	0.37	1.66	3.5	6
0.35	0.0029		14.93	33.6	0.22	0.66	5	7
0.35	0.0015		15.09	61	0.15	0.25	5.1	8
0.36	0.0012		15.26	80.5	0.32	0.4	0.7	8

I_z	Δs (in.)	Depth (ft)	AvgQt (tsf)	AvgFs (tsf)	AvgRf (%)	AvgUd (ft)	SBT
0.36	0.0011	15.42	87.3	0.41	0.47	1	8
0.36	0.0010	15.58	92.6	0.57	0.62	1.5	8
0.36	0.0009	15.75	108.5	0.65	0.6	1.3	9
0.36	0.0008	15.91	111.7	0.61	0.55	1.1	9
0.37	0.0008	16.08	123.5	0.61	0.5	1.2	9
0.37	0.0007	16.24	132	0.66	0.5	1.2	9
0.37	0.0007	16.4	138.8	0.73	0.53	1.2	9
0.37	0.0007	16.57	145.2	0.72	0.5	1.2	9
0.37	0.0007	16.73	136.2	0.67	0.49	1.2	9
0.38	0.0009	16.9	118.7	0.64	0.54	1.1	9
0.38	0.0010	17.06	102.1	0.48	0.47	1	9
0.38	0.0011	17.22	90.8	0.41	0.45	0.9	8
0.38	0.0012	17.39	86.4	0.34	0.39	1	8
0.38	0.0011	17.55	87.3	0.49	0.56	0.6	8
0.39	0.0013	17.72	83.9	0.77	0.92	-0.6	8
0.39	0.0015	17.88	69	0.84	1.22	1.1	7
0.39	0.0017	18.04	59.2	0.96	1.63	1.9	7
0.39	0.0028	18.21	39.3	0.81	2.07	0.9	6
0.39	0.0036	18.37	28.6	0.67	2.35	1.9	6
0.40	0.0034	18.54	32	0.74	2.32	2.7	6
0.40	0.0027	18.7	37.7	0.71	1.89	2.3	6
0.40	0.0034	18.86	30.9	0.7	2.27	2.2	6
0.40	0.0041	19.03	26.8	0.65	2.43	2.9	6
0.41	0.0038	19.19	27.8	0.64	2.31	3.3	6
0.41	0.0036	19.36	31.4	0.68	2.17	3.5	6
0.41	0.0037	19.52	28.9	0.63	2.19	3.2	6
0.41	0.0045	19.68	23.7	0.56	2.37	4.1	6
0.41	0.0045	19.85	25.1	0.52	2.07	4.7	6

I_z	Δs (in.)	Depth (ft)	AvgQt (tsf)	AvgFs (tsf)	AvgRf (%)	AvgUd (ft)	SBT
0.42	0.0042	20.01	25.4	0.54	2.13	4.9	6
0.42	0.0036	20.18	31.7	0.61	1.93	5.5	6
0.42	0.0033	20.34	33	0.61	1.85	5.1	6
0.42	0.0032	20.51	35.8	0.54	1.51	5.5	7
0.42	0.0028	20.67	39.6	0.61	1.54	6.5	7
0.43	0.0028	20.83	39.8	0.45	1.13	4.5	7
0.43	0.0029	21	41	0.6	1.47	0.9	7
0.43	0.0028	21.16	40.2	0.72	1.8	1.8	6
0.43	0.0029	21.33	41.6	0.73	1.76	2.8	7
0.43	0.0028	21.49	40.8	0.6	1.47	4	7
0.44	0.0028	21.65	40.8	0.67	1.64	4.9	7
0.44	0.0031	21.82	39	0.59	1.52	2.7	7
0.44	0.0026	21.98	43.3	0.53	1.23	3.7	7
0.44	0.0025	22.15	47.8	0.53	1.11	3.8	7
0.44	0.0027	22.31	42.5	0.66	1.56	2	7
0.45	0.0035	22.47	32.9	0.69	2.1	1.9	6
0.45	0.0041	22.64	30	0.62	2.07	3.4	6
0.45	0.0042	22.8	28	0.52	1.86	5	6
0.45	0.0047	22.97	26.5	0.48	1.81	5.8	6
0.45	0.0046	23.13	25.6	0.5	1.95	7.8	6
0.46	0.0046	23.29	25.5	0.5	1.96	10.4	6
0.46	0.0051	23.46	25	0.52	2.08	11.1	6
0.46	0.0054	23.62	22.1	0.47	2.13	12.6	6
0.46	0.0061	23.79	21	0.39	1.86	14.1	6
0.47	0.0055	23.95	21.9	0.83	3.8	14.9	4
0.47	0.0059	24.11	20.6	0.84	4.09	16.3	3
0.47	0.0045	24.28	28.5	0.75	2.63	25.5	6
0.47	0.0042	24.44	29.1	0.7	2.41	24.6	6

I_z	Δs (in.)		Depth (ft)	AvgQt (tsf)	AvgFs (tsf)	AvgRf (%)	AvgUd (ft)	SBT
0.47	0.0057		24.61	22.8	0.56	2.46	14.1	6
0.48	0.0062	Σ: .0320	24.77	19.8	0.52	2.64	15.8	5
0.48	0.0052		24.93	23.8	0.44	1.86	16.1	6
0.48	0.0056		25.1	23.6	0.41	1.74	11.6	6
0.48	0.0051		25.26	24.3	0.47	1.94	12.9	6
0.48	0.0055		25.43	24.2	0.52	2.15	14.3	6
0.49	0.0047		25.59	26.6	0.59	2.22	13.7	6
0.49	0.0049		25.75	25.8	0.67	2.6	9.1	5
0.49	0.0042		25.92	32.3	0.68	2.11	8.5	6
0.49	0.0049		26.08	26.1	0.64	2.46	5.8	6
0.49	0.0056		26.25	24.1	0.65	2.71	7.2	5
0.50	0.0046		26.41	28.2	0.61	2.17	8.3	6
0.50	0.0054		26.57	23.9	0.62	2.6	6.8	5
0.50	0.0056		26.74	24.8	0.65	2.63	8	5
0.50	0.0040		26.9	32.3	0.67	2.08	8.2	6
0.50	0.0036		27.07	38.7	0.85	2.2	7.3	6
0.51	0.0036		27.23	36.9	0.7	1.9	5.7	6
0.51	0.0031		27.39	42.1	0.58	1.38	6.3	7
0.51	0.0024		27.56	57.5	0.61	1.06	-0.2	7
0.51	0.0023		27.72	56.9	0.96	1.69	-0.6	7
0.52	0.0028		27.89	50.3	1.05	2.09	0	6
0.52	0.0025		28.05	52.6	1.01	1.93	1.5	7
0.52	0.0022		28.21	61.3	1.12	1.83	0.3	7
0.52	0.0028		28.38	50.9	1.06	2.09	0.2	6
0.52	0.0025		28.54	55.3	1.04	1.89	1.9	7
0.53	0.0027		28.71	52.9	1.08	2.05	0.7	7
0.53	0.0029		28.87	47.4	1.17	2.47	1.2	6
0.53	0.0031		29.04	47.5	1.19	2.51	2.5	6

I_z	Δs (in.)	Depth (ft)	AvgQt (tsf)	AvgFs (tsf)	AvgRf (%)	AvgUd (ft)	SBT
0.53	0.0034	29.2	40.7	1.25	3.08	2.5	5
0.53	0.0031	29.36	44.4	1.1	2.49	2.8	6
0.54	0.0019	29.53	77.3	0.96	1.24	4.6	8
0.54	0.0013	29.69	103.5	0.93	0.9	2.5	8
0.54	0.0011	29.86	130.3	1.22	0.94	1.2	8
0.54	0.0011	30.02	128.7	1.37	1.07	0.8	8
0.54	0.0010	30.18	141.8	1.55	1.1	0.4	8
0.55	0.0008	30.35	182.6	1.7	0.93	0.2	9
0.55	0.0007	30.51	191.5	1.66	0.87	-0.1	9
0.55	0.0008	30.68	182.6	0.02	0.01	-0.2	9
0.55	0.0007	30.84	191.3	0.02	0.01	-0.2	10

SUM= 0.5439

			ConeTec	Inc.	-	CPT	Interpretation	
C1	0.9290	for Df =	3.00 Interpretat	Output	-	Release	1.00.18	
C2	1.5000	for 40 yrs	Run	No:	99-0525-1349-5347			
C3	1.7500		Job	No:	99-315			
Δp	1.6950	ksf	Client:	Stone	&	Webster	Engineering	
α	5.0000		Project:	Private	Fuel	Storage	Faclity	
			Site:	CPT-38				
I_z	Δs		Depth	AvgQt	AvgFs	AvgRf	AvgUd	SBT
	(in.)		(ft)	(tsf)	(tsf)	(%)	(ft)	

$\Sigma \Delta s = 0.5569$

			2.95	22.2	0.99	4.46	-0.3	3
0.20	0.0029	Σ: .0029	3.12	19.2	0.54	2.82	-0.1	5
0.20	0.0022		3.28	23.8	0.54	2.27	-0.1	6
0.21	0.0026		3.44	20.4	0.46	2.26	-3.5	6
0.21	0.0029		3.61	20	0.37	1.85	-4.3	6
0.21	0.0031		3.77	17.6	0.28	1.6	-1.2	6
0.21	0.0027		3.94	21.5	0.26	1.21	-0.2	6
0.21	0.0024		4.1	23	0.32	1.39	0.2	6
0.22	0.0034		4.27	17.4	0.35	2.01	0.2	6
0.22	0.0033		4.43	17.3	0.42	2.43	1	5
0.22	0.0036		4.59	15.7	0.49	3.14	1.1	5
0.22	0.0042		4.76	14.6	0.45	3.08	1	5
0.22	0.0048		4.92	12	0.37	3.09	0.9	4
0.23	0.0054		5.09	11.6	0.32	2.76	0.5	5
0.23	0.0051		5.25	11.6	0.27	2.34	0.8	5
0.23	0.0059		5.41	10.2	0.25	2.47	0.8	5
0.23	0.0061		5.58	10.5	0.27	2.58	1.2	5
0.23	0.0058		5.74	10.4	0.25	2.4	1.2	5
0.24	0.0058		5.91	11.3	0.26	2.32	1	5
0.24	0.0049		6.07	12.7	0.28	2.21	1.4	5

SBT > 5

$\Sigma \Delta s = .5569 - .0029 - .1289 - .0236 = 0.4015''$

I_z	Δs (in.)		Depth (ft)	AvgQt (tsf)	AvgFs (tsf)	AvgRf (%)	AvgUd (ft)	SBT
0.24	0.0056		6.23	11.1	0.31	2.79	1.4	5
0.24	0.0055		6.4	12.1	0.3	2.49	3.2	5
0.25	0.0051		6.56	12.4	0.25	2.02	4.4	5
0.25	0.0053		6.73	12.9	0.25	1.95	8.4	5
0.25	0.0047		6.89	13.6	0.23	1.69	9.9	5
0.25	0.0053		7.05	12.4	0.2	1.62	14.4	5
0.25	0.0060		7.22	11.7	0.18	1.55	22.8	5
0.26	0.0060		7.38	11.1	0.38	3.42	30	4
0.26	0.0058		7.55	12.2	0.4	3.28	36.9	4
0.26	0.0043		7.71	15.8	0.36	2.29	11.4	5
0.26	0.0047		7.87	14.3	0.31	2.17	18.4	5
0.26	0.0051		8.04	14.2	0.25	1.77	22.2	5
0.27	0.0050		8.2	13.7	0.21	1.53	26.4	6
0.27	0.0056	Σ = .1789	8.37	13.2	0.2	1.51	31.6	5
0.27	0.0045		8.53	15.5	0.23	1.49	38.2	6
0.27	0.0049		8.69	14.5	0.24	1.66	44	6
0.27	0.0051		8.86	14.8	0.24	1.63	51.2	6
0.28	0.0049		9.02	14.6	0.25	1.71	57.2	5
0.28	0.0051		9.19	14.9	0.24	1.61	63.6	6
0.28	0.0048		9.35	15.2	0.25	1.65	69.9	6
0.28	0.0050		9.51	14.7	0.25	1.7	76.4	6
0.28	0.0055		9.68	14.2	0.24	1.69	81.8	5
0.29	0.0050		9.84	14.8	0.24	1.63	84.1	6
0.29	0.0053		10.01	15	0.24	1.6	87.4	6
0.29	0.0051		10.17	14.7	0.23	1.56	92	6
0.29	0.0049		10.33	15.6	0.25	1.61	95.7	6
0.30	0.0052		10.5	15.6	0.27	1.74	101.6	6
0.30	0.0057		10.66	13.5	0.62	4.59	97.5	3

I_z	Δs (in.)	Depth (ft)	AvgQt (tsf)	AvgFs (tsf)	AvgRf (%)	AvgUd (ft)	SBT
0.30	0.0042	10.83	19.7	0.52	2.65	82.4	5
0.30	0.0024	10.99	32.8	0.56	1.71	0.7	6
0.30	0.0032	11.15	24.7	0.41	1.66	1.1	6
0.31	0.0035	11.32	23.7	0.36	1.52	2.6	6
0.31	0.0023	11.48	35.4	0.28	0.79	0.5	7
0.31	0.0017	11.65	49.6	0.24	0.48	0.7	8
0.31	0.0013	11.81	63.5	0.18	0.28	0.9	8
0.31	0.0014	11.97	57.5	0.12	0.21	1	8
0.32	0.0018	12.14	48.6	0.11	0.23	1	8
0.32	0.0018	12.3	44.7	0.19	0.43	0.9	8
0.32	0.0022	12.47	40.7	0.48	1.18	0.7	7
0.32	0.0025	12.63	32.8	0.41	1.25	1	7
0.32	0.0028	12.8	31.5	0.29	0.92	6.1	7
0.33	0.0011	12.96	75.2	0.33	0.44	6.4	8
0.33	0.0009	13.12	91.4	0.35	0.38	0.8	8
0.33	0.0010	13.29	93.8	0.4	0.43	0.7	8
0.33	0.0008	13.45	101.6	0.43	0.42	0.8	9
0.33	0.0008	13.62	113.3	0.52	0.46	0.7	9
0.34	0.0007	13.78	120.7	0.64	0.53	0.4	9
0.34	0.0007	13.94	128.2	0.66	0.52	0.6	9
0.34	0.0007	14.11	129.6	0.75	0.58	0.7	9
0.34	0.0007	14.27	119.7	0.75	0.63	0.4	9
0.34	0.0008	14.44	112.9	0.67	0.59	0.4	9
0.35	0.0008	14.6	108.4	0.65	0.6	0.4	9
0.35	0.0008	14.76	108.6	0.6	0.55	0.5	9
0.35	0.0008	14.93	116.5	0.6	0.52	0.5	9
0.35	0.0007	15.09	131.8	0.68	0.52	0.3	9
0.36	0.0007	15.26	143.3	0.78	0.55	0.3	9

I_z	Δs (in.)	Depth (ft)	AvgQt (tsf)	AvgFs (tsf)	AvgRf (%)	AvgUd (ft)	SBT
0.36	0.0006	15.42	151.1	0.86	0.57	0.4	9
0.36	0.0006	15.58	161	0.93	0.58	0.2	9
0.36	0.0006	15.75	165.6	0.99	0.6	0.3	9
0.36	0.0006	15.91	161.6	0.97	0.6	0	9
0.37	0.0007	16.08	141.6	0.87	0.62	0	9
0.37	0.0008	16.24	119.3	0.66	0.55	-0.1	9
0.37	0.0009	16.4	108.9	0.57	0.52	-0.2	9
0.37	0.0010	16.57	98.8	0.85	0.86	-0.3	8
0.37	0.0011	16.73	88	0.83	0.95	0.6	8
0.38	0.0011	16.9	95.5	0.88	0.92	0.3	8
0.38	0.0010	17.06	102.5	0.98	0.96	-0.5	8
0.38	0.0010	17.22	98.4	0.84	0.86	-0.3	8
0.38	0.0013	17.39	81.6	1.12	1.38	-0.5	8
0.38	0.0008	17.55	119.6	1.08	0.91	0.6	8
0.39	0.0010	17.72	103.8	1.16	1.12	-0.2	8
0.39	0.0014	17.88	70.2	1.2	1.71	-0.2	7
0.39	0.0020	18.04	50	1.02	2.04	0.2	6
0.39	0.0032	18.21	33.4	0.89	2.67	0.7	6
0.39	0.0033	18.37	30.9	0.68	2.21	1	6
0.40	0.0036	18.54	30.5	0.6	1.97	2	6
0.40	0.0034	18.7	30.6	0.6	1.96	1	6
0.40	0.0032	18.86	32.1	0.6	1.88	-0.6	6
0.40	0.0039	19.03	28.3	0.56	1.98	-1.4	6
0.41	0.0040	19.19	26.5	0.54	2.04	0.2	6
0.41	0.0043	19.36	26.1	0.54	2.08	0.4	6
0.41	0.0038	19.52	28.1	0.64	2.29	1.4	6
0.41	0.0032	19.68	33.6	0.76	2.27	1.7	6
0.41	0.0032	19.85	35.4	0.85	2.4	-1.5	6

I_z	Δs (in.)		Depth (ft)	AvgQt (tsf)	AvgFs (tsf)	AvgRf (%)	AvgUd (ft)	SBT
0.42	0.0028		20.01	38.8	0.92	2.37	-0.6	6
0.42	0.0027		20.18	42.4	0.8	1.89	-0.5	6
0.42	0.0024		20.34	45.5	0.8	1.76	-0.9	7
0.42	0.0029		20.51	40.7	0.76	1.87	-0.5	6
0.42	0.0027		20.67	40.7	0.71	1.75	2	7
0.43	0.0024		20.83	46.5	0.84	1.81	-1.1	7
0.43	0.0027		21	44	0.85	1.94	0.3	6
0.43	0.0027		21.16	42	0.86	2.05	1	6
0.43	0.0030		21.33	39.2	0.78	1.99	2.3	6
0.43	0.0028		21.49	40.3	0.8	1.99	4.6	6
0.44	0.0028		21.65	39.8	0.77	1.94	4.9	6
0.44	0.0031		21.82	39.4	0.73	1.86	6	6
0.44	0.0032		21.98	35.2	0.66	1.88	1.1	6
0.44	0.0038		22.15	32	0.62	1.94	4.3	6
0.44	0.0037		22.31	31.5	0.61	1.94	7.5	6
0.45	0.0040		22.47	28.9	0.6	2.08	10.8	6
0.45	0.0043		22.64	28.8	0.6	2.09	14.5	6
0.45	0.0042		22.8	27.9	0.54	1.94	19	6
0.45	0.0047		22.97	26.4	0.59	2.24	21.7	6
0.45	0.0044		23.13	26.6	0.55	2.08	24.6	6
0.46	0.0051		23.29	23.2	0.46	1.99	27.3	6
0.46	0.0053		23.46	23.8	0.33	1.39	31.8	6
0.46	0.0053		23.62	22.7	0.29	1.28	35.9	6
0.46	0.0051		23.79	25.1	0.99	3.95	41.5	4
0.47	0.0047		23.95	25.5	0.9	3.54	11.7	5
0.47	0.0033		24.11	37.2	0.92	2.48	10.7	6
0.47	0.0048		24.28	26.7	0.73	2.74	4.3	5
0.47	0.0057	Σ = .0236	24.44	21.3	0.6	2.82	6.4	5

I_z	Δs (in.)	Depth (ft)	AvgQt (tsf)	AvgFs (tsf)	AvgRf (%)	AvgUd (ft)	SBT
0.47	0.0052	24.61	25.2	0.39	1.55	8.5	6
0.48	0.0051	24.77	24.1	0.34	1.41	5.9	6
0.48	0.0055	24.93	22.5	0.49	2.19	9.3	6
0.48	0.0044	25.1	30	0.54	1.8	12.7	6
0.48	0.0044	25.26	28.2	0.73	2.59	12.2	6
0.48	0.0042	25.43	31.9	0.64	2.01	14.1	6
0.49	0.0036	25.59	34.9	0.89	2.55	15.1	6
0.49	0.0038	25.75	33.4	0.87	2.61	5.5	6
0.49	0.0043	25.92	31.5	0.85	2.7	8.4	6
0.49	0.0042	26.08	30.5	0.63	2.07	10.2	6
0.49	0.0055	26.25	24.6	0.62	2.52	11.4	6
0.50	0.0043	26.41	29.6	0.61	2.06	14.5	6
0.50	0.0040	26.57	32.6	0.59	1.82	13.3	6
0.50	0.0048	26.74	28.6	0.69	2.42	14.7	6
0.50	0.0039	26.9	33.2	0.79	2.39	18.7	6
0.50	0.0032	27.07	43.1	1.17	2.72	19.5	6
0.51	0.0023	27.23	56	1.01	1.81	14.3	7
0.51	0.0022	27.39	59.9	1.08	1.81	0.9	7
0.51	0.0033	27.56	42.3	1.28	3.03	1.9	5
0.51	0.0032	27.72	42.2	1.19	2.83	2.9	6
0.52	0.0026	27.89	54.8	0.95	1.74	3.7	7
0.52	0.0019	28.05	69.1	1.05	1.52	1.2	7
0.52	0.0023	28.21	59.5	1.18	1.99	0.2	7
0.52	0.0031	28.38	46.1	1.3	2.82	2.5	6
0.52	0.0029	28.54	47	1.38	2.94	5.1	6
0.53	0.0033	28.71	43.7	1.28	2.94	4.6	6
0.53	0.0030	28.87	45.5	1.28	2.82	8.2	6
0.53	0.0033	29.04	44.6	1.25	2.81	7.4	6

I_z	Δs (in.)	Depth (ft)	AvgQt (tsf)	AvgFs (tsf)	AvgRf (%)	AvgUd (ft)	SBT
0.53	0.0028	29.2	49.3	1.35	2.75	10.6	6
0.53	0.0020	29.36	70.4	1.26	1.79	10	7
0.54	0.0013	29.53	115.1	1.34	1.17	3.5	8
0.54	0.0010	29.69	136.5	1.31	0.96	0.4	9
0.54	0.0010	29.86	146.9	1.42	0.97	-0.1	9
0.54	0.0009	30.02	152.5	1.58	1.04	-0.2	9
0.54	0.0009	30.18	148.6	1.98	1.34	-0.5	8
0.55	0.0011	30.35	131.3	1.73	1.32	-0.1	8
0.55	0.0011	30.51	129.7	1.82	1.41	-0.2	8
0.55	0.0008	30.68	183.6	1.94	1.06	0	9
0.55	0.0009	30.84	155.9	1.92	1.23	-0.3	8
0.55	0.0017	31	85	2.21	2.6	-0.3	6
0.56	0.0019	31.17	79.5	2.51	3.15	-0.2	6
0.56	0.0029	31.33	50.2	2.04	4.08	0.2	5
0.56	0.0043	31.5	35.7	1.5	4.21	0.3	4
0.56	0.0009	31.66	158.2	1.52	0.96	1.5	9
0.57	0.0006	31.82	240.3	1.94	0.81	-0.4	9
0.57	0.0006	31.99	265	0.02	0.01	-0.3	10
0.57	0.0004	32.15	333.8	0.02	0.01	-0.4	10
SUM=	0.5569						

				ConeTec	Inc.	-	CPT	Interpretation	
C1	0.9290	for Df =	3.00	Interpretat	Output	-	Release	1.00.18	
C2	1.5000	for 40 yrs		Run	No:	99-0525-1349-5385			
C3	1.7500			Job	No:	99-315			
Δp	1.6950	ksf		Client:	Stone	&	Webster	Engineering	
α	5.0000			Project:	Private	Fuel	Storage	Faclity	
				Site:	CPT-39				
I_z	Δs			Depth	AvgQt	AvgFs	AvgRf	AvgUd	SBT
	(in.)			(ft)	(tsf)	(tsf)	(%)	(ft)	
				2.95	21	0.44	2.11	0	6
0.20	0.0027			3.12	20.5	0.38	1.86	0.1	6
0.20	0.0030			3.28	17.3	0.3	1.74	2.4	6
0.21	0.0026			3.44	20.6	0.33	1.6	-1.9	6
0.21	0.0028			3.61	20.7	0.33	1.6	-0.6	6
0.21	0.0029			3.77	18.9	0.34	1.8	0	6
0.21	0.0032			3.94	18.4	0.27	1.47	-1.5	6
0.21	0.0033			4.1	16.6	0.24	1.45	-2.2	6
0.22	0.0037			4.27	16.2	0.21	1.3	-1.2	6
0.22	0.0036			4.43	15.8	0.2	1.27	2.4	6
0.22	0.0042			4.59	13.6	0.18	1.33	-0.2	6
0.22	0.0046			4.76	13.2	0.15	1.14	-0.2	6
0.22	0.0046			4.92	12.7	0.14	1.11	0.1	6
0.23	0.0043			5.09	14.5	0.14	0.97	5	6
0.23	0.0040			5.25	14.8	0.16	1.08	6	6
0.23	0.0041			5.41	14.7	0.16	1.09	4.3	6
0.23	0.0051			5.58	12.5	0.17	1.36	6.8	6
0.23	0.0047			5.74	12.9	0.24	1.86	8.2	5
0.24	0.0044			5.91	14.7	0.25	1.71	11.3	6
0.24	0.0040			6.07	15.6	0.26	1.67	21.3	6

$\Sigma \Delta s = 0.4483$

I_z	Δs (in.)	Depth (ft)	AvgQt (tsf)	AvgFs (tsf)	AvgRf (%)	AvgUd (ft)	SBT
0.24	0.0040	6.23	15.6	0.24	1.55	21.8	6
0.24	0.0043	6.4	15.5	0.24	1.55	31.2	6
0.25	0.0039	6.56	16.3	0.24	1.47	33.2	6
0.25	0.0037	6.73	18.2	0.26	1.43	37.8	6
0.25	0.0040	6.89	16.3	0.24	1.48	40.3	6
0.25	0.0041	7.05	16	0.24	1.51	43.7	6
0.25	0.0043	7.22	16.1	0.21	1.31	46.8	6
0.26	0.0035	7.38	18.8	0.24	1.28	50.3	6
0.26	0.0038	7.55	18.7	0.24	1.29	44.9	6
0.26	0.0035	7.71	19.2	0.24	1.25	42.8	6
0.26	0.0037	7.87	18.4	0.22	1.2	42.1	6
0.26	0.0041	8.04	17.7	0.22	1.25	37.8	6
0.27	0.0044	8.2	15.8	0.2	1.27	34.7	6
0.27	0.0046	8.37	15.9	0.22	1.39	36	6
0.27	0.0043	8.53	16.3	0.21	1.29	37.9	6
0.27	0.0041	8.69	17	0.25	1.48	32.9	6
0.27	0.0042	8.86	17.8	0.31	1.75	26.5	6
0.28	0.0042	9.02	17.1	0.32	1.87	31.5	6
0.28	0.0038	9.19	20.3	0.29	1.43	27.1	6
0.28	0.0031	9.35	23.8	0.36	1.52	21.5	6
0.28	0.0036	9.51	20.6	0.37	1.8	12	6
0.28	0.0042	9.68	18.5	0.36	1.95	16.6	6
0.29	0.0028	9.84	26.5	0.24	0.91	18.9	7
0.29	0.0027	10.01	29.8	0.26	0.87	0.6	7
0.29	0.0024	10.17	31.6	0.3	0.95	-1.3	7
0.29	0.0023	10.33	33.2	0.4	1.21	-1.2	7
0.30	0.0024	10.5	33.8	0.48	1.42	-2.1	7
0.30	0.0024	10.66	31.9	0.46	1.44	-1.4	6

I_z	Δs (in.)	Depth (ft)	AvgQt (tsf)	AvgFs (tsf)	AvgRf (%)	AvgUd (ft)	SBT
0.30	0.0032	10.83	25.5	0.5	1.97	-1.6	6
0.30	0.0041	10.99	18.9	0.41	2.17	-1.2	6
0.30	0.0044	11.15	18	0.35	1.95	3	6
0.31	0.0037	11.32	22.5	0.32	1.42	7.3	6
0.31	0.0026	11.48	30.1	0.35	1.17	3.8	7
0.31	0.0026	11.65	32.2	0.34	1.06	-1.4	7
0.31	0.0022	11.81	36.8	0.32	0.87	-1.5	7
0.31	0.0019	11.97	42.3	0.25	0.59	-1.3	7
0.32	0.0021	12.14	42.3	0.28	0.66	-1.2	7
0.32	0.0021	12.3	38.4	0.29	0.76	-1.4	7
0.32	0.0027	12.47	33.2	0.42	1.27	-1.4	7
0.32	0.0026	12.63	31.6	0.6	1.9	-1.2	6
0.32	0.0029	12.8	30.5	0.72	2.36	-1.4	6
0.33	0.0028	12.96	30.7	0.69	2.25	0.1	6
0.33	0.0032	13.12	26.8	0.58	2.17	4.2	6
0.33	0.0035	13.29	25.8	0.47	1.83	7.7	6
0.33	0.0029	13.45	29.8	0.46	1.55	10.8	6
0.33	0.0023	13.62	39.8	0.53	1.34	10.1	7
0.34	0.0021	13.78	41.8	0.75	1.8	-2.3	7
0.34	0.0025	13.94	35.3	0.75	2.13	0	6
0.34	0.0032	14.11	29	0.72	2.49	-0.3	6
0.34	0.0034	14.27	26.5	0.6	2.27	-0.2	6
0.34	0.0029	14.44	32.6	0.58	1.78	-1.4	6
0.35	0.0023	14.6	39.7	0.72	1.82	-2.1	6
0.35	0.0026	14.76	35.4	0.78	2.21	-2.8	6
0.35	0.0027	14.93	35.6	0.82	2.31	-2.3	6
0.35	0.0025	15.09	36.6	0.85	2.33	-3.4	6
0.36	0.0026	15.26	37.2	0.66	1.78	-0.7	6

I_z	Δs (in.)	Depth (ft)	AvgQt (tsf)	AvgFs (tsf)	AvgRf (%)	AvgUd (ft)	SBT
0.36	0.0022	15.42	42.5	0.42	0.99	0	7
0.36	0.0022	15.58	42.9	0.44	1.03	-1.4	7
0.36	0.0026	15.75	38.2	0.62	1.63	-1.4	7
0.36	0.0031	15.91	30	0.67	2.24	-0.9	6
0.37	0.0038	16.08	26.6	0.64	2.41	1.6	6
0.37	0.0037	16.24	25.8	0.41	1.59	3.2	6
0.37	0.0040	16.4	23.7	0.37	1.57	5.5	6
0.37	0.0044	16.57	23.5	0.34	1.45	7.8	6
0.37	0.0040	16.73	24.5	0.35	1.43	11.2	6
0.38	0.0041	16.9	25.5	0.35	1.38	13.3	6
0.38	0.0041	17.06	23.7	0.35	1.48	16.6	6
0.38	0.0038	17.22	25.6	0.34	1.33	18.7	6
0.38	0.0038	17.39	27.9	0.39	1.4	20.7	6
0.38	0.0035	17.55	28.1	0.4	1.42	20.7	6
0.39	0.0036	17.72	29.9	0.44	1.47	22.9	6
0.39	0.0033	17.88	30.8	0.5	1.63	7.6	6
0.39	0.0032	18.04	31.5	0.52	1.65	10.3	6
0.39	0.0034	18.21	32.1	0.47	1.47	13.5	6
0.39	0.0029	18.37	35.4	0.39	1.1	10.9	7
0.40	0.0031	18.54	35.7	0.43	1.21	1.7	7
0.40	0.0037	18.7	27.9	0.39	1.4	0	6
0.40	0.0040	18.86	25.9	0.43	1.66	3.7	6
0.40	0.0039	19.03	28.3	0.46	1.63	3.4	6
0.41	0.0039	19.19	26.7	0.45	1.69	12.6	6
0.41	0.0046	19.36	24.6	0.49	1.99	20.7	6
0.41	0.0044	19.52	24	0.38	1.59	27.4	6
0.41	0.0050	19.68	21.4	0.3	1.4	31.5	6
0.41	0.0053	19.85	21.6	0.24	1.12	35.7	6

I_z	Δs (in.)	Depth (ft)	AvgQt (tsf)	AvgFs (tsf)	AvgRf (%)	AvgUd (ft)	SBT
0.42	0.0040	20.01	27.1	0.33	1.22	40.7	6
0.42	0.0040	20.18	28.5	0.36	1.27	0.7	6
0.42	0.0044	20.34	24.6	0.33	1.34	2.5	6
0.42	0.0056	20.51	20.7	0.24	1.16	7.3	6
0.42	0.0053	20.67	20.8	0.27	1.3	10.6	6
0.43	0.0054	20.83	20.4	0.25	1.23	14.2	6
0.43	0.0054	21	22	0.32	1.46	19.3	6
0.43	0.0036	21.16	31.3	0.41	1.31	23.7	7
0.43	0.0036	21.33	32.8	0.5	1.53	6.6	6
0.43	0.0038	21.49	29.5	0.47	1.6	4.7	6
0.44	0.0032	21.65	35.6	0.56	1.58	7.3	6
0.44	0.0036	21.82	33.9	0.48	1.42	5.2	7
0.44	0.0043	21.98	26.7	0.57	2.14	8.1	6
0.44	0.0044	22.15	27.5	0.38	1.39	9.6	6
0.44	0.0027	22.31	43.3	0.42	0.97	3.3	7
0.45	0.0024	22.47	48.2	0.6	1.25	-0.7	7
0.45	0.0028	22.64	44.9	0.86	1.92	-0.2	6
0.45	0.0025	22.8	46.3	1.04	2.25	-0.1	6
0.45	0.0023	22.97	54.2	0.82	1.52	1.9	7
0.45	0.0017	23.13	70.8	0.67	0.95	-0.6	8
0.46	0.0017	23.29	69.8	0.55	0.79	-1.1	8
0.46	0.0019	23.46	67.4	0.74	1.1	-0.7	8
0.46	0.0021	23.62	55.7	1.11	2	-0.7	7
0.46	0.0031	23.79	41.1	1.25	3.05	-0.7	5
0.47	0.0029	23.95	41	1.04	2.55	0.6	6
0.47	0.0025	24.11	48.3	0.76	1.58	-0.1	7
0.47	0.0015	24.28	83.7	0.77	0.92	-0.7	8
0.47	0.0008	24.44	156.6	0.02	0.01	-1.2	9

I_z	Δs (in.)	Depth (ft)	AvgQt (tsf)	AvgFs (tsf)	AvgRf (%)	AvgUd (ft)	SBT
0.47	0.0006	24.61	209.1	0.02	0.01	-1.1	10
SUM=	0.4483						