

January 23, 2001

U. S. Nuclear Regulatory Commission
Document Control Desk
Washington, D.C. 20555

Gentlemen:

Subject: **Docket Nos. 50-361 and 50-362**
Amendment to SONGS Units 2 and 3 NPDES Permits
San Onofre Nuclear Generating Station Units 2 and 3

References:

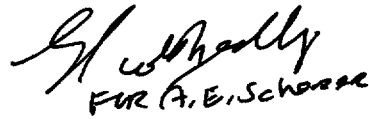
- 1) Letter to U.S. NRC, Document Control Desk, "Amendment to SONGS Units 2 and 3 NPDES Permits, San Onofre Nuclear Generating Station Units 2 and 3" docket nos. 50-361 and 50-362 from A.E. Scherer (SCE), dated June 8, 2000
- 2) Letter to H. W. Newton (SCE) and Mark McCabe (San Diego Department of Environmental Health), "NPDES Permit Addendum No. 1 for San Onofre Nuclear Generating Station, Unit Nos. 2 and 3, Order No. 99-47 and 99-48, NPDES Permit Nos. CA0108073 and CA0108181," from Michael P. McCann (San Diego Regional Water Quality Control Board), dated December 23, 2000 (attached)

Southern California Edison (SCE) notified the NRC of the San Diego Regional Water Quality Control Board's (RWQCB) intent to amend the NPDES Permits CA0108073, Order 99-47, and CA0108181, Order 99-48 for SONGS Units 2 and 3 respectively (Reference 1).

The RWQCB adopted a revised addendum on August 30, 2000. The proposed addendum added discharge limits and monitoring requirements for certain in-plant waste streams and added a bacteriological monitoring program. As required by Appendix B of the Units 2 and 3 Technical Specifications, Section 3.2, Environmental Protection Plan, to Operating License Nos. NPF-10 and NPF-15 for San Onofre Units 2 and 3, respectively, we are providing you with a copy of the revised addendum which we received on January 5, 2000 .

If you have any questions, please contact me or Mr. Scott Medling at (949) 368-7492.

Sincerely,



G. W. Schmitt
FOR A. E. Schmitt

Enclosures

cc: E. W. Merschoff, Regional Administrator, NRC Region IV
J. A. Sloan, NRC Senior Resident Inspector, San Onofre Units 2 and 3
L. Raghavan, NRC Project Manager, San Onofre Units 2 and 3
S. Y. Hsu, Department of Health Services, Sacramento



California Regional Water Quality Control Board San Diego Region



Winston H. Hickox
Secretary for
Environmental
Protection

Internet Address: <http://www.swrcb.ca.gov/~rwqcb9>
9771 Clairemont Mesa Boulevard, Suite A, San Diego, California 92124-1324
Phone (858) 467-2952 ♦ FAX (858) 571-6972

Gray Davis
Governor

December 23, 2000

Mr. H. W. Newton
Manager, Site Support Services
Southern California Edison Company
P.O. Box 128
San Clemente, CA 92674

Mr. Mark McCabe
San Diego Department of Environmental Health
Recreational Water Quality Program
P.O. Box 129261
San Diego, CA 92112-9261

Dear Mr. Newton and Mr. McCabe,

ADDENDUM NO. 1 FOR SAN ONOFRE NUCLEAR GENERATING STATION, UNIT NOS. 2 AND 3, ORDER NO. 99-47 AND 99-48, NPDES PERMIT NOS. CA0108073 AND CA0108181.

Enclosed is the final copy of the NPDES permit addendum No. 1 for Southern California Edison's, San Onofre Nuclear Generating Station (SONGS), Unit Nos. 2 and 3, Order Nos. 99-47 and 99-48.

The Regional Water Quality Control Board (RWQCB) approved the addendum at the August 30, 2000 meeting. During the final discussion period, the board members requested that a bacteriological monitoring program be added to the addendum. In recent weeks, RWQCB staff has worked with you and your staffs' to develop an acceptable bacteriological monitoring program. That program has been included into the attached addendum in section 13.

A copy of the final addendum was also sent to the individuals and organizations represented on the attached interested parties and interested agencies lists.

Please direct comments and questions to Mr. Daniel Phares at (858) 627-3941 or email to phard@rb9.swrcb.ca.gov.

Respectfully,

MICHAEL P. McCANN
Supervising Engineer

attachments

JHR:mpm:jrp:djp

File: 13-0087.02 and 13-0088.02



Winston H. Hickox
Secretary for
Environmental
Protection

California Regional Water Quality Control Board

San Diego Region

Internet Address: <http://www.swrcb.ca.gov/~rwqcb9>
9771 Clairemont Mesa Boulevard, Suite A, San Diego, California 92124-1324
Phone (858) 467-2952 ♦ FAX (858) 571-6972



Gray Davis
Governor

December 23, 2000

Dear Interested Parties and Government Agencies,

ADDENDUM NO. 1 FOR SAN ONOFRE NUCLEAR GENERATING STATION, UNIT NOS. 2 AND 3, ORDER NO. 99-47 AND 99-48, NPDES PERMIT NOS. CA0108073 AND CA0108181.

Attached is the final copy of the NPDES permit Addendum No. 1 for Southern California Edison's, San Onofre Nuclear Generating Station, Unit Nos. 2 and 3, Order Nos. 99-47 and 99-48.

The Regional Water Quality Control Board (RWQCB) approved the addendum at the August 30, 2000 meeting. During the final discussion period, the board members requested that a bacteriological monitoring program be added to the addendum. In recent weeks, RWQCB staff, the County Department of Environmental Health, and Southern California Edison agreed upon an acceptable bacteriological monitoring program. That program has been included into the attached addendum in section 13.

Please direct comments and questions to Mr. Daniel Phares at (858) 627-3941 or email to phard@rb9.swrcb.ca.gov.

Respectfully,

MICHAEL P. McCANN
Supervising Engineer

attachments

JHR:mpm:jrp:djp

Cc: Interested Parties List
Interested Agencies List

File: 13-0087.02 and 13-0088.02

California Environmental Protection Agency

CALIFORNIA REGIONAL WATER QUALITY CONTROL BOARD
SAN DIEGO REGION

ADDENDUM NO. 1

TO

ORDER NO. 99-47 AND 99-48
NPDES NO. CA0108073 AND CA0108181

WASTE DISCHARGE REQUIREMENTS
FOR
SOUTHERN CALIFORNIA EDISON COMPANY
SAN ONOFRE NUCLEAR GENERATING STATION, UNIT 2 AND UNIT 3
SAN DIEGO COUNTY

The California Regional Water Quality Control Board, San Diego Region (hereinafter SDRWQCB), finds that:

1. On August 11, 1999, the SDRWQCB adopted Order No. 99-47 National Pollutant Discharge Elimination System (NPDES) Permit No. CA0108073, WASTE DISCHARGE REQUIREMENTS FOR SOUTHERN CALIFORNIA EDISON COMPANY SAN ONOFRE NUCLEAR GENERATING STATION, UNIT 2 SAN DIEGO COUNTY.
2. Also On August 11, 1999, the SDRWQCB adopted Order No. 99-48 National Pollutant Discharge Elimination System (NPDES) Permit No. CA0108181, WASTE DISCHARGE REQUIREMENTS FOR SOUTHERN CALIFORNIA EDISON COMPANY SAN ONOFRE NUCLEAR GENERATING STATION, UNIT 3 SAN DIEGO COUNTY.
3. By letter dated December 10, 1999, Southern California Edison (SCE) requested permission to discharge wastes generated at the Unit No. 1 facility through the Unit Nos. 2 and/or 3 outfalls. The Unit Nos. 2 and 3 permits currently contain provisions for the discharge from the two on-site wastewater treatment plants through either the Unit No. 2 and/or 3 outfall. This addendum modifies Order Nos. 99-47 and 99-48 to allow the discharge of all in-plant waste sources generated at Unit No. 1 through either the Unit No. 2 and/or 3 outfall.
4. In addition, this addendum modifies Order Nos. 99-47 and 99-48 to specifically incorporate the guidance and provisions established in two paragraphs on page 13 of the Water Quality Control Plan for Ocean Waters of California, 1997 (Ocean Plan). Chapter IV, Part B of the Ocean Plan on the fourth paragraph of page thirteen provides specific guidance on the application of Ocean Plan effluent limits and certain monitoring requirements. The existing Orders do not contain provisions for the creation of a sample consisting of all the in-plant waste streams, nor were the limits applied as required by the Ocean Plan. This addendum establishes both modified and additional effluent limitations and monitoring requirements in accordance with the Ocean Plan requirement.

5. This addendum also modifies the toxicity reduction evaluation (TRE) implementation procedures to reflect the guidance contained within the Ocean Plan. Chapter IV, Part C of the Ocean Plan on the fifth paragraph of page 13 provides guidance on toxicity reduction evaluation (TRE) requirements. This addendum deletes the original TRE provision in Order Nos. 99-47 and 99-48 and modifies a Monitoring and Reporting Program provision so that a consistent toxic result is required prior to the implementation of the TRE. The existing orders required the implementation of a TRE immediately after a toxicity test result exceeded an effluent limitation.
6. This addendum also changes the location of three control stations to the receiving water monitoring and reporting program that is shared by Unit Nos. 2 and 3. The modification will improve the usefulness of the deep-water turbidity data.
7. Finally, this addendum modifies the due dates for monitoring reports to be consistent with other NPDES permits and the Water Quality Standards Team Final Report, State Water Resources Control Board, April, 1999.
8. The San Onofre Nuclear Generating Station (SONGS) consists of three discrete operating units, each with a separate intake and discharge structure. Unit No. 1 is the oldest of the three. Originally put into operation in 1968, Unit No. 1 passed a maximum of 460.8 million gallons per day (Mgallons/Day) of cooling water through its condensers until it was shutdown in 1992. SCE was allowed to begin decommissioning the plant around July 1999. The process should continue through 2004. The Unit No. 1 intake structure is located approximately 2,980 feet offshore and is fitted with a velocity cap. The outfall is approximately 2,460 feet offshore and is similar in design to the intake structure except without a cap. The Ocean Plan dilution factor assigned to that outfall is 2.4. The fate of the Unit No. 1 outfall and intake structures is currently under consideration. In anticipation of the removal of those structures, SCE has requested permission to discharge Unit No. 1 wastes through the Unit Nos. 2 and 3 outfalls.
9. SONGS Unit No. 2 and 3 are currently producing electrical power. Each Unit passes a maximum of 1218.6 Mgallons/Day of cooling water through its condensers. The SONGS Unit No. 2 intake is located 3,183 feet offshore. The Unit No. 2 outfall extends along an extensive diffuser array from 5,888 feet to 8,350 feet offshore. The Unit No. 3 intake structure is 3,183 feet offshore. The Unit No. 3 outfall extends from 3,558 feet to 6,020 feet offshore. The Ocean Plan dilution factor assigned to both Unit No. 2 and 3 outfalls is 10.0.

10. Issuance of this addendum is exempt from the requirement for preparation of environmental documents under the California Environmental Quality Act (Public Resources Code, Division 13, Chapter 3, Section 21000, et seq.) in accordance with Section 13389 of the California Water Code.
11. The SDRWQCB has notified SCE and all known interested parties of its intent to modify Order No. 99-47 and 99-48.
12. The SDRWQCB has, at a public meeting, heard and considered all comments pertaining to this addendum to Order Nos. 99-47 and 99-48.

IT IS HEREBY ORDERED that Order Nos. 99-47 and 99-48 be revised as follows:

1. Add the following to the Findings Section of Order Nos. 99-47 and 99-48:

80. By letter dated and received December 10, 1999, SCE requested permission to discharge wastes generated at Unit No. 1 through the Unit No. 2 and/or No. 3 outfall. Additional discharge limitations and monitoring requirements have been added accordingly. SCE is allowed to discharge all regulated waste sources noted in Finding 10 of Order 2000-04 through the Unit No. 2 and/or No. 3 outfall, subject to the limitations contained within this order.

2. Add the following to Section B, Discharge Limitations of Order Nos. 99-47 and 99-48:

26. Discharge of all SONGS Unit 1 Low Volume wastes, including radwaste, steam generator draindown, and the oil removal system to the once-through cooling water flow containing pollutants in excess of the following effluent limitations is prohibited:

Parameter	Units	Monthly Average	Daily Maximum	Instant Maximum
Total Suspended Solids	mg/l	30.0	100.0	100.0
Grease and Oil	mg/l	15.0	20.0	20.0

27. Discharges of any Metal Cleaning wastes generated by SONGS Unit No. 1 containing pollutants in excess of the following limitations is prohibited:

Parameter	Units	Monthly Average	Daily Maximum	Instant Maximum
Total Suspended Solids	mg/l	30.0	100.0	100.0
Grease and Oil	mg/l	15.0	20.0	20.0
Copper, total	mg/l	1.0	1.0	1.0
Iron, total	mg/l	1.0	1.0	1.0

3. Replace Discharge Specification B.1, to Order Nos. 99-47 and 99-48 with the following:

1. The combined discharge through the outfall to the Pacific Ocean containing pollutants in excess of the following effluent limitations is prohibited.

Parameter	Units	Instantaneous Maximum ^{3/}
Arsenic	ug/l	850
Cadmium	ug/l	110
Chromium (Hexavalent) ^{3/}	ug/l	220
Copper	ug/l	310
Lead	ug/l	220
Mercury	ug/l	4.4
Nickel	ug/l	550
Selenium	ug/l	1700
Silver	ug/l	75
Zinc	ug/l	2100

Parameter	Units	Monthly Average ^{3/}	Weekly Average ^{3/}	Daily Maximum ^{3/}	Maximum at any time
Total Chlorine Residual ^{3/}	ug/l	22	88	200	--

Acute Toxicity ^{12/}	TUa	1.5	2.0	--	2.5
Chronic Toxicity ^{12/}	TUc	--	--	10	--

Note: ug/l = micrograms per liter

4. Add the following to section B, Discharge Specifications of Order Nos. 99-47 and 99-48:

26. The combined discharge from all in-plant waste sources, sampled as specified in section E of the Monitoring and Reporting Program of this Order, to the once-through cooling water flow containing pollutants in excess of the following effluent limitations is prohibited:

(These are maximum limitations that are calculated using the procedure outlined on page 13 of the Ocean Plan using an initial dilution value of 10.0 and a maximum flowrate of 1286.9 MGD. For compliance purposes, the actual limit shall be determined by the following formula:

$$L_c = (Q_s/Q_m) L_s$$

L_c = final limit used for compliance determination

Q_s = combined discharge flowrate at the time of sampling

Q_m = 1300 MGD

L_s = any limit in the following tables with units "lb/Day")

Parameter	Units	6-Month Median	Daily Maximum
Arsenic	lb/Day	620	3,500
Cadmium	lb/Day	120	480
Chromium (Hexavalent) ^{12/}	lb/Day	240	950
Copper	lb/Day	130	1,200
Lead	lb/Day	240	950
Mercury	lb/Day	5	19
Nickel	lb/Day	590	2,400
Selenium	lb/Day	1,800	7,100

Parameter	Units	6-Month Median	Daily Maximum
Silver	lb/Day	70	320
Zinc	lb/Day	1,500	8,600
Cyanide	lb/Day	120	480
Ammonia (as N)	lb/Day	55,000	270,000
Phenolic Compounds (non-Chlorinated)	lb/Day	3,100	14,000
Chlorinated Phenolics	lb/Day	120	500
Endosulfan	lb/Day	1.1	2.1
Endrin	lb/Day	0.24	0.47
HCH ²⁷	lb/Day	0.47	0.94

Parameter	Units	30-day Average
Acrolein	lb/Day	26,000
Antimony	lb/Day	140,000
Bis(2-chloroethoxy) methane	lb/Day	520
Bis(2-chloroisopropyl) ether	lb/Day	140,000
Chlorobenzene	lb/Day	67,000
Chromium (III)	lb/Day	22,000,000
Di-n-butyl phthalate	lb/Day	410,000
Dichlorobenzenes	lb/Day	600,000
1,1-dichloroethylene	lb/Day	840,000
Diethyl phthalate	lb/Day	3,900,000
Dimethyl phthalate	lb/Day	97,000,000
4,6-dinitro-2-methylphenol	lb/Day	26,000
2,4-dinitrophenol	lb/Day	470
Ethylbenzene	lb/Day	480,000
Fluoranthene	lb/Day	1,800
Hexachlorocyclopentadiene	lb/Day	6,800
Isophorone	lb/Day	18,000,000
Nitrobenzene	lb/Day	580

Parameter	Units	30-day Average
Thallium	lb/day	1,700
Toluene	lb/day	10,000,000
1,1,2,2-tetrachloroethane	lb/day	140,000
Tributyltin	lb/day	0.17
1,1,1-trichloroethane	lb/day	64,000,000
1,1,2-trichloroethane	lb/day	5,100,000
Acrylonitrile	lb/day	12
Aldrin	lb/day	0.0026
Benzene	lb/day	700
Benzidine	lb/day	0.0081
Beryllium	lb/day	3.9
Bis (2-chloroethyl) ether	lb/day	5.3
Bis (2-ethylhexyl) phthalate	lb/day	410
Carbon Tetrachloride	lb/day	110
Chlordane	lb/day	0.0027
Chloroform	lb/day	15,000
DDT	lb/day	0.02
1,4-dichlorobenzene	lb/day	2,100
3,3-dichlorobenzidine	lb/day	0.96
1,2-dichloroethane	lb/day	15,000
Dichloromethane	lb/day	53,000
1,3-dichloropropene	lb/day	1,100
Dieldrin	lb/day	0.0047
2,4-dinitrotoluene	lb/day	310
1,2-diphenylhydrazine	lb/day	19
Halomethanes	lb/day	15,000
Heptachlor	lb/day	0.085
Hexachlorobenzene	lb/day	0.025
Hexachlorobutadiene	lb/day	1,700
Hexachloroethane	lb/day	300
N-nitrosodimethylamine	lb/day	860

Parameter	Units	30-day Average
N-nitrosodiphenylamine	lb/Day	300
PAHs	lb/Day	1.0
PCBs	lb/Day	0.0021
TCDD equivalents	lb/Day	0.00000046
Tetrachloroethylene	lb/Day	12,000
Toxaphene	lb/Day	0.025
Trichloroethylene	lb/Day	3,200
2,4,6-trichlorophenol	lb/Day	34
Vinyl Chloride	lb/Day	4,300

5. Replace Section D, Combined Discharge Monitoring, of the Monitoring and Reporting Programs for Order Nos. 99-47 and 99-48 with the following:

D. Combined Discharge^{3'} Monitoring

Samples of the combined discharge shall be collected in accordance with the following criteria:

Parameter	Units	Type of Sample	Minimum Frequency
Flow	MGD	--	Continuous
Turbidity	NTU	Grab	Monthly
Acute Toxicity ^{7'}	TUa	Composite	Quarterly
Chronic Toxicity ^{7'}	TUc	Composite	Semiannually
Chronic Toxicity (metal cleaning) ^{12'}	TUc	Composite	12'
Temperature ^{9'}	°F	--	Continuous
PH	PH units	Grab	Monthly
Total Chlorine Residual ^{3'}	ug/L	Grab	Monthly
Hydrazine	ug/L	Grab	Monthly
Arsenic	ug/L	Grab	Semiannually
Cadmium	ug/L	Grab	Semiannually
Chromium (Hexavalent) ^{4'}	ug/L	Grab	Semiannually
Copper	ug/L	Grab	Semiannually

Parameter	Units	Type of Sample	Minimum Frequency
Lead	ug/L	Grab	Semiannually
Mercury	ug/L	Grab	Semiannually
Nickel	ug/L	Grab	Semiannually
Selenium	ug/L	Grab	Semiannually
Silver	ug/L	Grab	Semiannually
Zinc	ug/L	Grab	Semiannually

6. Endnote 2 of the Monitoring and Reporting Programs for Order Nos. 99-47 and 99-48 is deleted.
7. Replace Section E, In-Plant Waste Streams Monitoring, of the Monitoring and Reporting Programs for Order Nos. 99-47 and 99-48, with the following:

E. IN-PLANT WASTE STREAMS MONITORING

The following shall constitute the in-plant waste stream monitoring program. The reported values shall result from individual grab samples of in-plant waste streams that are collected and composited on a flow-weighted basis. Measurements or estimates of flows of individual in-plant waste streams used as a basis for compositing shall be reported as well as the names of all waste streams sampled. The final sample should include as many wastes as possible. The highest priority waste streams are metal cleaning wastes, radwaste, full flow condensate polishing demineralizer regenerants and high flow make-up demineralizer regenerants. The flowrate used to determine the proportion of each waste stream in the combined sample shall be the yearly average.

The final composite sample shall be derived from all of the following wastestreams:

Unit 2: thermophilic digester, condenser hotwell overboard, steam generator blowdown, blowdown processing system demineralizer regenerants, full flow condensate polishing demineralizer regenerants, makeup demineralizer regenerants, radwaste system, Unit 2 oil/water separator, intake structure sump, metal cleaning waste, seawater pumps bearing flush water, storm drains, and domestic wastewater treatment plants. If any of the following wastes generated at Unit No. 1 are discharged through the Unit No. 2 outfall during the year prior to sampling, they should be included in

the composite sample: metal cleaning wastes, radwaste, steam generator draindown, and oil removal system.

Unit 3: thermophilic digester, condenser hotwell overboard, steam generator blowdown, blowdown processing system demineralizer regenerants, full flow condensate polishing demineralizer regenerants, makeup demineralizer regenerants, radwaste system, oil/water flocculator, intake structure sump, metal cleaning waste, seawater pumps bearing flush water, storm drains, and domestic wastewater treatment plants. If any of the following wastes generated at Unit No. 1 are discharged through the Unit No. 3 outfall during the year prior to sampling, they should be included in the composite sample: metal cleaning wastes, radwaste, steam generator draindown, and oil removal system.

Parameter	Units	Minimum Frequency of Analysis	Reporting Frequency
PH	pH units	Annual	Annual
Arsenic	lb/Day	Annual	Annual
Cadmium	lb/Day	Annual	Annual
Chromium (Hexavalent) ⁶⁷	lb/Day	Annual	Annual
Copper	lb/Day	Annual	Annual
Lead	lb/Day	Annual	Annual
Mercury	lb/Day	Annual	Annual
Nickel	lb/Day	Annual	Annual
Selenium	lb/Day	Annual	Annual
Silver	lb/Day	Annual	Annual
Zinc	lb/Day	Annual	Annual
Cyanide	lb/Day	Annual	Annual
Ammonia (expressed as nitrogen)	lb/Day	Annual	Annual
Phenolic Compounds (non-chlorinated)	lb/Day	Annual	Annual
Chlorinated Phenolics	lb/Day	Annual	Annual
Endosulfan	lb/Day	Annual	Annual
Endrin	lb/Day	Annual	Annual
HCH ⁶⁷	lb/Day	Annual	Annual

Acrolein	Annual	Annual	lb/Day
Antimony	Annual	Annual	lb/Day
Bis(2-chloroethoxy) methane	Annual	Annual	lb/Day
Bis (2-chloroisopropyl) ether	Annual	Annual	lb/Day
Chlorobenzene	Annual	Annual	lb/Day
Chromium (III)	Annual	Annual	lb/Day
Di-n-butyl phthalate	Annual	Annual	lb/Day
Dichlorobenzenes	Annual	Annual	lb/Day
1,1-dichloroethylene	Annual	Annual	lb/Day
Diethyl phthalate	Annual	Annual	lb/Day
Dimethyl phthalate	Annual	Annual	lb/Day
4,6-dinitro-2-methylphenol	Annual	Annual	lb/Day
2,4-dinitrophenol	Annual	Annual	lb/Day
Ethylbenzene	Annual	Annual	lb/Day
Fluoranthene	Annual	Annual	lb/Day
Hexachlorocyclopentadiene	Annual	Annual	lb/Day
Isophorone	Annual	Annual	lb/Day
Nitrobenzene	Annual	Annual	lb/Day
Thallium	Annual	Annual	lb/Day
Toluene	Annual	Annual	lb/Day
1,1,2,2-tetrachloroethane	Annual	Annual	lb/Day
Tributyltin	Annual	Annual	lb/Day
1,1,1-trichloroethane	Annual	Annual	lb/Day
1,1,2-trichloroethane	Annual	Annual	lb/Day
Acrylonitrile	Annual	Annual	lb/Day
Aldrin	Annual	Annual	lb/Day
Benzene	Annual	Annual	lb/Day
Benzidine	Annual	Annual	lb/Day
Beryllium	Annual	Annual	lb/Day

Bis (2-chloroethyl) ether	1b/Day	Annual	Annual
Bis (2-ethylhexyl) phthalate	1b/Day	Annual	Annual
Carbon tetrachloride	1b/Day	Annual	Annual
Chlordane	1b/Day	Annual	Annual
Chloroform	1b/Day	Annual	Annual
DDT	1b/Day	Annual	Annual
1,4-dichlorobenzene	1b/Day	Annual	Annual
3,3-dichlorobenzidine	1b/Day	Annual	Annual
1,2-dichloroethane	1b/Day	Annual	Annual
Dichloromethane	1b/Day	Annual	Annual
1,3-dichloropropene	1b/Day	Annual	Annual
Dieldrin	1b/Day	Annual	Annual
2,4-dinitrotoluene	1b/Day	Annual	Annual
1,2-diphenylhydrazine	1b/Day	Annual	Annual
Halomethanes	1b/Day	Annual	Annual
Heptachlor	1b/Day	Annual	Annual
Hexachlorobenzene	1b/Day	Annual	Annual
Hexachlorobutadiene	1b/Day	Annual	Annual
Hexachloroethane	1b/Day	Annual	Annual
N-nitrosodimethylamine	1b/Day	Annual	Annual
N-nitrosodiphenylamine	1b/Day	Annual	Annual
PAHs	1b/Day	Annual	Annual
PCBs	1b/Day	Annual	Annual
TCDD equivalents	1b/Day	Annual	Annual
Tetrachloroethylene	1b/Day	Annual	Annual
Toxaphene	1b/Day	Annual	Annual
Trichloroethylene	1b/Day	Annual	Annual

2,4,6-trichlorophenol	lb/Day	Annual	Annual
Vinyl Chloride	lb/Day	Annual	Annual

8. Add the following to the Endnotes section of the Monitoring and Reporting Programs of Order Nos. 99-47 and 99-48:

12. An additional toxicity test shall be performed during the discharge of metal cleaning wastes. Sampling shall occur at the combined discharge.

9. Section J, Receiving Water Monitoring, part 6 and 7 of the Monitoring and Reporting programs of Order Nos. 99-47 and 99-48 are revised as follows:

A. Add additional control stations H22S, J22S, and M22S and remove stations F24S, F26S, and F20S for temperature and transmissometer profiles (Attachment 1).

10. Provision 10 of Order Nos. 99-47 and 99-48 is deleted.

11. Replace Monitoring Provision 22 of the Monitoring and Reporting Programs for Order Nos. 99-47 and 99-48 with the following:

22. Toxicity Provisions

a) Implementation of the Acute and Chronic Limits

If the results of an acute or chronic toxicity test exceeds the limits specified in this order, the discharger shall:

- 1) Take all reasonable measures necessary to immediately minimize toxicity; and
- 2) Increase the frequency of the toxicity test(s) that violated the effluent limitation to at least two times per month until the results of at least three consecutive toxicity tests meet the required standard. Resampling should occur under conditions that mimic the conditions of the initial non-compliant toxicity test.

If the Executive Officer determines that toxicity testing shows a consistent violation of the limits specified in this order, the discharger shall conduct a TRE which includes all reasonable steps to identify the source of toxicity. Once the source of toxicity is identified, upon the Executive Officer's request, the discharger shall take all reasonable steps to reduce the toxicity

to meet the toxicity limitations contained in this Order.

Within fourteen days of completion of the TRE, the discharger shall submit the results of the TRE, including a summary of the findings, data generated, a list of corrective actions necessary to achieve consistent compliance with this Order and prevent future violations, and a time schedule for implementation of such corrective actions. The corrective actions and time schedule shall be modified at the discretion of the Executive Officer.

The EPA acute and chronic manuals EPA/600/6-91/005F (Phase I), EPA/600/R-92/080 (Phase II), and EPA/600/R-92/081 (Phase III) and EPA/600/2-88/070, (TRE protocol for industrials) are excellent resource documents that may be helpful to the discharger.

b) Toxicity Reopener

This permit may be modified in accordance with the requirements set forth at 40 CFR Part 122 and 124, to include appropriate conditions or limits to address demonstrated effluent toxicity based on newly available information, or to implement any EPA-approved new state water quality standards applicable to effluent toxicity.

12. Replace Section L of the Monitoring and Reporting Programs of Order Nos. 99-47 and 99-48 with the following:

L. MONITORING REPORT SCHEDULE

Monitoring reports shall be submitted to the Executive Officer according to the dates in the following schedule:

Monitoring Frequency	Report Due
Monthly	First Day of the second month after the month of sampling.
Quarterly	First day of the second month after the quarter ends: May 1 st , August 1 st , November 1 st , and February 1 st .

Semiannual

First day of the
second month after
the 6-month period:
August 1st and
February 1st.

Annual

February 1st.

13. Add a section M to the Monitoring and Reporting Program for Order Nos. 99-47 and 99-48 to read as follows:

M. BACTERIAL MONITORING PROGRAM

The following program shall measure compliance with Part D, Receiving Water Limitations, Section 2, part a, Bacterial Characteristics. Results shall be reported monthly. All sampling shall be performed according to procedures specified in Appendix II of the California Ocean Plan 1997. If any data point in the monthly report indicates a total coliform density greater than 10,000 organisms/100ml, a fecal coliform density greater than 400 organisms/100ml, or an enterococcus density greater than 104 organisms/100ml then a copy of that report shall also be sent to:

San Diego Department of Environmental Health
Recreational Water Quality Program
P.O. Box 129261
San Diego, CA 92112-9261
Fax: (619)338-2174
Phone (Clay Clifton): (619)338-2386

1. Receiving Water Stations

Monthly grab sampling shall occur at two locations shown in Attachment 2. The two locations shall be located 500 feet shoreward of the Unit 1 Outfall. Station one shall be located 500 feet upcoast and the station two shall be located 500 feet downcoast. Samples shall be taken from surface, mid-depth, and bottom and be analyzed for total coliform density, fecal coliform density, and enterococcus density. Results shall be reported in units of number of organisms per/100ml.

2. Shore Stations

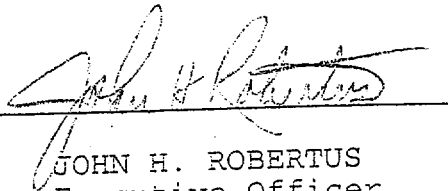
Monthly grab sampling shall occur in the surfzone at two locations. Samples shall be analyzed for total coliform density, fecal coliform density, and enterococcus density. Results shall be reported in units of number of organisms per/100ml.

December 22, 2000

- a. Station 1 shall be located at the San Onofre Surfing Beach located several hundred yards upcoast of the power plant.
- b. Station 2 shall be located in the San Onofre Bluffs area located downcoast of the power plant. Sampling shall occur at the beach access point at the end of Trail 6.

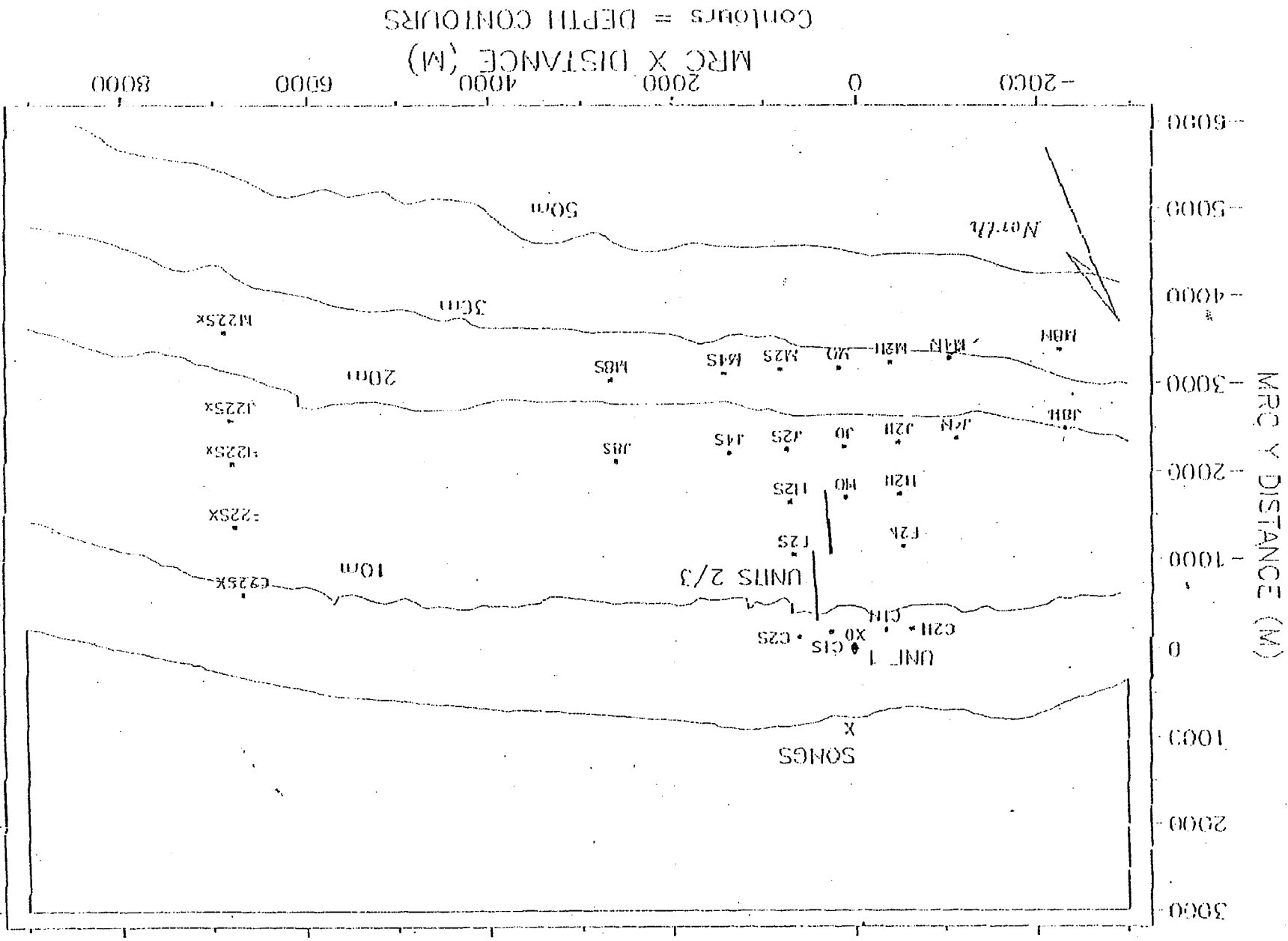
From April 1 to October 31 of every year, Station 1 shall be monitored weekly. The results of this monitoring shall be transmitted as soon as possible after obtaining the sample results to the San Diego Department of Environmental Health. The results shall also be summarized in the standard monthly report sent to the Regional Board.

I, John H. Robertus, Executive Officer, do hereby certify the foregoing is a full, true, and correct copy of an Addendum adopted by the California Regional Water Quality Control Board, San Diego Region, on August 30, 2000. This Addendum shall take effect November 30, 2000.

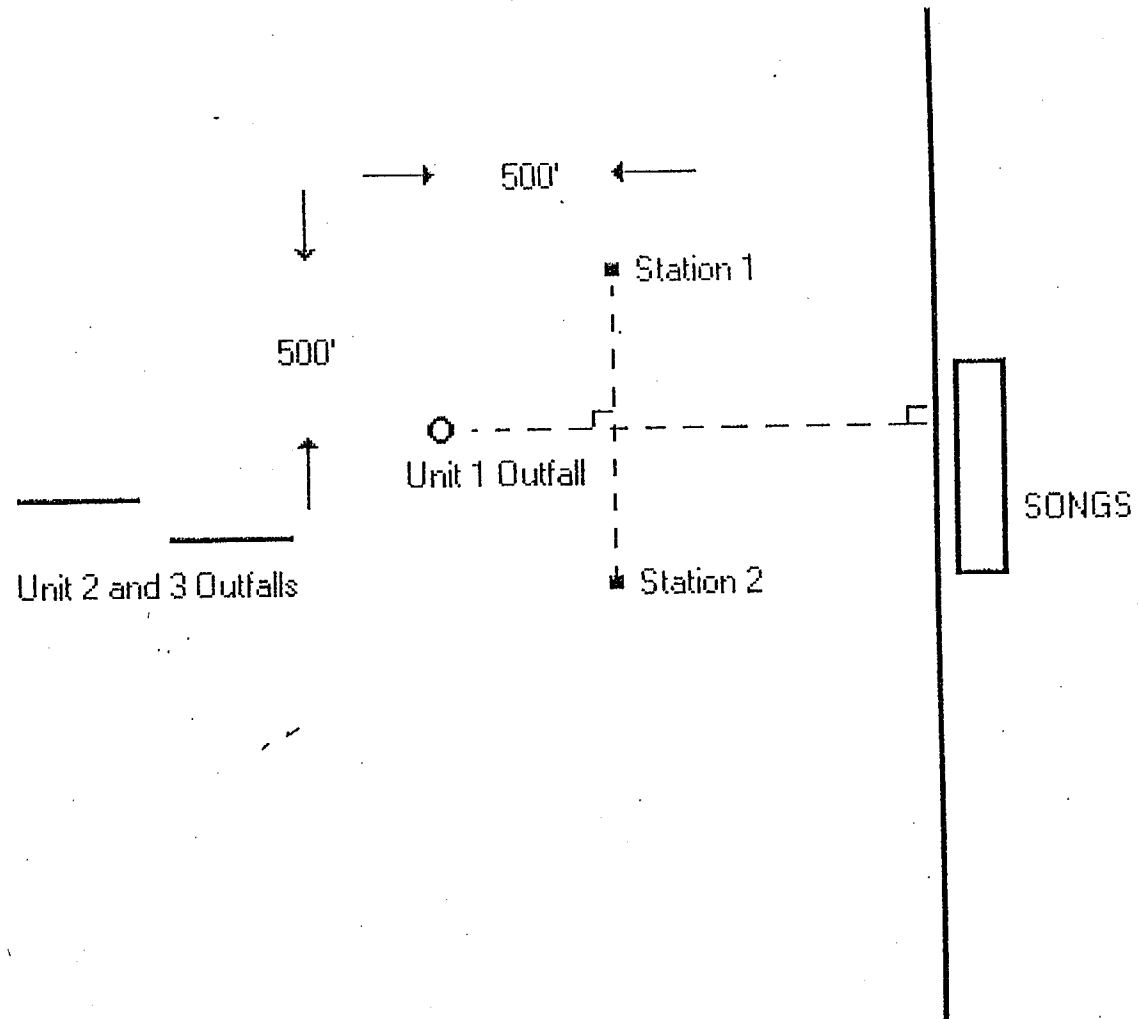


JOHN H. ROBERTUS
Executive Officer

ATTACHMENT 1 Water Quality Station Locations



ATTACHMENT 2 Coliform Monitoring Stations



GOVERNMENT CONTACTS AND PRIMARY COMMENTERS

Jim Bartel, Assistant Field Supervisor
US Fish & Wildlife service
2730 Loker Ave. W
Carlsbad, CA 92008

Bob Hoffman
Fishery Biologist
National Marine Fisheries Service
501 West Ocean Blvd., Suite 4200
Long Beach, CA 90802

Joe O'Hagan
California Energy Commission
1516 Ninth St.
Sacramento, CA 95814-2950

Ken Schiff (Principal Scientists)
Southern California Coastal Water Research Project
7171 Fenwick Lane
Westminster, CA 92683

Lee McEachern, CPA Supervisor
California Coastal Commission
3111 Camino Del Rio N., Suite 200
San Diego, CA 92108-1725

Bill Paznokas
California Department of Fish & Game
4949 View Ridge Ave
San Diego, CA 92123

Terry Oda
US EPA, Region 9
WTR #5
75 Hawthorne St.
San Francisco, CA 94105

Lin Harris Hicks
GUARD
3908 Ariana
San Clemente, CA 92672

Rimmon C Fay
Pacific Biomarine
124 N Ash Ct
Inglewood, CA 90301

Lorell Long
7993 Rocksprings Rd.
Penryn, CA 95663

INTERESTED PARTIES, SONGS 2 and 3

Michael Thomas
Regional Water Quality Control Board
81 Higuera Street, Suite 200
San Luis Obispo, CA 93401

Board of Directors
22nd District Agricultural Assn.
2260 Jimmy Durante Blvd
Del Mar, CA 92104-2216

Santa Monica BayKeeper
P.O. Box 10096
Marina Del Rey, CA 90295

Craig Adams
Sierra Club 3820 Ray Street
San Diego, CA 92104

Peter Asmos
P.O. Box 372
Sacramento, CA 95812

Colleen Beamish
Assemblyman Wally Knox's Office
State Capitol / P.O. Box 942849
Sacramento, CA 94249-0001

Margaret Beland
621-91 Avocado Village Court
La Mesa, CA 91941-7390

Margaret Bonas
31 Olive Ave.
Carlsbad, CA 92008-7426

James L. Bowersox
City of Poway
P.O. Box 789
Poway, CA 92074-0789

Sun Post News
95 Avenida Del Mar
San Clemente, CA 92672

James Alameo
Heal the Bay
2701 Ocean Park Blvd., Ste. 150
Santa Monica, CA 90405

Edward Arola
5368 Willow View Drive
Camarillo, CA 93012

Katherine Balint
San Diego Tribune
P.O. Box 191
San Diego, CA 92112-4106

Jonathan Barker
P.O. Box 223074
Carmel, CA 93922

David Beckman
Natural Resources Defense Council
6310 San Vicente Blvd Ste 250
Los Angeles, CA 90048

John Bensen
Neushul Mariculture Inc
475 Kellogg Way
Goleta, CA 93117

Mary Ann Bondy
14155 Caminito Quevedo
San Diego, CA 92129-2020

Eric Bowlby
3552 Bancroft St
San Diego, CA 92104

Environmental Defense Center
906 Garden St Ste 2
Santa Barbara, CA 93101-1415

Dennis Bedford
Calif. Dept of Fish & Game
330 Golden Shore Ste 50
Long Beach, CA 90802

Patricia Borchmann
176 Walker Way
Vista, CA 92083

William Boyd
The Claremont
41 Tunnel Rd
Berkeley, CA 94705

Krista B Vartsch
Woodward-Clyde
2020 E First St
Santa Ana, CA 92705

Marlene Carey
11949 Riverside Drive
Lakeside, CA 92040

John W. Conrad

770 Cole Ranch Road
Encinitas, CA 92024

Patricia Costello
S.E.A.
P.O. Box 3578
Santa Cruz, CA 95063

Michael de Alessi
The Center for Private Conservation
1001 Connecticut Ave NW
Washington, DC 20036

Marion Dodson
Solana Beach City Mayor
635 Highway 101
Solana Beach, CA 92075

Susan Ellis
American Fisheries Society
2139 Rachel Way
Carmichael, CA 95608

John Cain
SANDAG
401 B Street #800
San Diego, CA 92101

Warner Chabot
Center for Marine Conservation
580 Market St. Ste 550
San Francisco, CA 94108

O. Dale Collins, III MD, PhD
4925 Longview Way
El Cajon, CA 92929

Diane B. Coombs
San Dieguito River Valley JPA
1500 State St. #280 MS A-22
San Diego, CA 92101-2922

Charles Crandall
110 West C Street Ste 711
San Diego, CA 92101-3906

Melanie Denninger
State Coastal Conservancy
1330 Broadway Ste 1100
Oakland, CA 94612-2530

Phil Diehl
North County Times
P.O. Box 90
Oceanside, CA 92049

Jim Donlan
244 Grandview Circle
Camarillo, CA 93010

Phyllis Faver
212 Del Casa
Mill Valley, CA 94941

Ann T Fathy
701 Kettner Blvd #198
San Diego, CA 92101-5933

Susan Callery
Poway City Councilmember
13325 Civic Center Dr
Poway, CA 92064

Paul Clanon
Calif. Public Utilities Commission
505 Van Ness Ave 3rd Flr
San Francisco, CA 94103

Maria Cone
Orange County Register
625 N Grand Ave
Santa Ana, CA 92711

Paul K Dayton
Scripps Inst. of Oceanography 0201
Univ. of California
La Jolla, CA 92903

Tim Dillingham
Dept of Fish & Game
4949 Viewridge Ave
San Diego, CA 92101

Peggy Ducey
City of Newport Beach
P.O. Box 1768
Newport Beach, CA 92658-8915

Jack Fancher
US Fish & Wildlife Service
2730 Locker Ave W
Carlsbad, CA 92008

Joseph & Shannon Fiore
17919 Aguamiel Rd
San Diego, CA 92127

Dr. Charles Linder Floyd
CLF Energy Enterprise
9484 Yucca Terrace Drive #D

Phelan, California 92371-5508

Bill Gibson
12518 rose Ave
Los Angeles, CA 90066

Richard Glenn
San Diego Oceans Foundation
8455 via Mallorca #4122
La Jolla, Ca 92037

Alice Goodkind
1595 Forest Way
Del Mar, Ca 92014

Marcia Hanscom
Wetlands Action Network
29170 Heathercliff Rd Ste 1
Malibu, CA 90265-4100

Don Higginson
City of Poway
P.O. Box 789
Poway, CA 92074-0789

Steven Horn
Calif. Coastal Conservancy
1330 Broadway Ste 1100
Oakland, CA 94612-2530

Michael Fischer
Calif. Coastal Conservancy
1330 Broadway Ste 1100
Oakland, CA 94612

Julie Ward
Ventura County Planning Divn L-1740
800 S Victoria Ave
Ventura, CA 93009

William Gibson
LA Weekly Magazine
12518 Rose Ave
Los Angeles, Ca 90066

Madelyn Glickfeld
28907 Gray Fox St
Malibu, CA 90265

Charles Goodman
Calif. Public Utilities Commission
505 Van Ness Ave 3rd Flr
San Francisco, CA 94103

The Honorable Tom Hayden

Assemblyman
State Capitol Rm. 2080
Sacramento, CA 95814

Lori Jablonske
1100 - 11th St #311
Sacramento, CA 95814

Bob Fletcher
Sport Fishing Assn. of Calif.
2917 Canon St
San Diego, CA 92106

Dan Frumpkus
American Sportfishing Association
24958 Malibu Road
Malibu, CA 90265

John Gillies
P.O. Box 506
Del Mar, CA 92014

Mark Gold
Heal the Bay
2701 Ocean Park Blvd Ste 150
Santa Monica, CA 90405

Alvin N & Virginia J Hammer
3455 Valemont Street
San Diego, CA 92106-2432

Jean Harris
4504 Gateshead Bay
Oxnard, CA 93035

Michael Hertel
Southern California Edison
2244 Walnut Grove Ave / P.O. Box 600
Rosemead, CA 91770

Joan Jackson
League for Coastal Protection
1120 Chinquapin
Carlsbad, CA 92008

Joan Jackson
Sierra Club
3820 Ray St
San Diego, CA 92104

Vijaya Jammalamadaka
Santa Barbara County APCD
26 Castillan Dr B-23
Goleta, CA 93117

Peter Kaufman
Public Rights Divn / Land Law Sect
P.O. Box 85266
San Diego, Ca 92186-5266

Joanne Kerbavaz
Tijuana River Natl. Estuarine Research
301 Caspian Way
Imperial Beach, CA 91932

John Knox
Earth Island Institute
300 Broadway Ste 28
San Francisco, CA 94133

Edie Lau
Sacramento Bee
P.O. Box 15779
Sacramento, CA 95825

Thomas B McCormick
McCormick & Associates
323 E Matilija St # 110
Ojai, Ca 93023

Dianne Jacob
San Diego County Supervisor
1600 Pacific Hwy Ste 335
San Diego, CA 92101

Susan Jordan
Environmental Defense Center
805 23rd Street
Manhattan Beach, CA 90266

Troy D Kelly
Dept of Fish & Game Wildlife Mgmt Divn
600 Shellmaker Rd
Newport Beach, CA 92660

Teiji Kikuchi
Japan Ocean Development
2-5-1 Hatchobori, Chuo-Ku
Tokyo 104, Japan

R. LaRosa
5173-10 Brighton Ave
Ocean Beach, CA 92107

Steven Laymen
Calif. Public Utilities Commission
505 Van Ness Ave 3rd Flr
San Francisco, CA 94103

Jean Lowe

4098 Manchester Ave
Encinitas, CA 92024

Harry Mathis
San Diego City Councilmember
202 - C St
San Diego, Ca 92101

Nancy McElfresh
16021 Via Dicha
Rancho Santa Fe, CA 92091

Bob Kenosian
Public Utilities Commission
505 Van Ness Ave Rm. 4103
San Francisco, CA 94102-3298

Steve La Rue
C/op San Diego Union Tribune
350 Camino de la Reina
San Diego, Ca 92108

Steve LaRue
San Diego Union
P.O. Box 191
San Diego, CA 92112

Carol J Lewis
12908 Candela Place
San Diego, CA 92130

Wesley Mark
3 Butler St
Irvine, CA 92715

Don May
Calif. Earth Corps
4927 Minturn Ave
Lakewood, CA 90712

John McGowan
Scripps Institution of Oceanography
454 Pine Needles Drive
Del Mar, CA 92014

Jan McMillan
203 - 12th St
Del Mar, CA 92014

John B Murdock
225 Santa Monica Blvd Ste 402
Santa Monica, CA 90401

Valeria Ann Nemeth
619 S. Vulcan, Suite 215

Encinitas, Ca 92024

Richard Nitsos
Calif. Dept of Fish & Game
330 Golden Shore Ste 50
Long Beach, CA 90802-4468

Craig W Osenberg
Univ. of Florida
Dept of Zoology
Gainesville, FL 32611-8525

Steve Peace
California State Senate Fortieth Dist
State Capitol Sacramento, CA 95814

Ann Pogue
258 Barbara
Solana Beach, Ca 92075

Anne Rahe
2059 Cecelia Terrace
San Diego, CA 92110-1224

Penny Riley
City of Poway
P.O. Box 789
Poway, Ca 92074-0789

Laura Phillips
CEMC
1000 S. Hill Road, Suite 215
Ventura, CA 93003

Amigos de Bolsa Chica
16531 Bolsa Chica St., Ste. 312
Huntington Beach, CA 92649

P.O. Box 3748
Huntington Beach, CA 92605

Connie Newgard
23619 Barrego Way
Ramona, Ca 92065

Anne Notthoff
NRDC
71 Stevenson St
San Francisco, CA 94105

Celine A Olson
638 Canyon Dr
Solana Beach, CA 92075

W.W. Palmquist

255 Green Lea Place
Thousand Oaks, CA 91361

Dan Pearson
9639 Whirlaway St
Alta Loma, CA 91737-1641

Freda Reid
1105 Cuchara Drive
Del Mar, Ca 92104

John Ross
P.O. Box 2138
Del Mar, CA 92014

Thelma & David Monty
362 Delge Drive
Encinitas, Ca 92024-4723

Mark Nelson
San Diego Gas & Electric
101 Ast St Rm. 14C
San Diego, CA 92101

Annie Ng
Earth Island Institute
300 Broadway Ste 28
San Francisco, CA 94133

Melvin L Nutter
Arco-Center
200 Oceangate Ste 440
Long Beach, CA 90802-4302

Jake Patton
5504 - 8th St
Fallbrook, CA 92028

Alan Sanders
232 N Third
Port Hueneme, CA 93041

Bill Shedd
C/o AFTCO
17351 Unit B Murphy Ave
Irvine, CA 92614

John R Skalski
Univ of Washington Sch of Fisheries
1325 - 4th Ave Ste 1820
Seattle, WA 98101-2509

Alan Spievak
2905 Mandeville Canyon Rd
Los Angeles, CA 90049

Gene Stein
San Diego State University
5250 Campanile
San Diego, CA 92182

Deborah Schoch
LA Time Orange Cnty Edition
1375 Sunflower Ave
Costa Mesa, CA 92626

Linda Sheehan
Center for Marine Conservation
580 Market St Ste 550
San Francisco, CA 94104

Pam Slater
San Diego County Supervisor
1600 Pacific Hwy Ste 335
San Diego, CA 92101

J.M. Stegman
1174 Orbia Rd
Del Mar, CA 92014

Ellen Stephenson
1120 Highland Dr
Del mar, CA 92014

Terry Tamminen
Santa Monica BayKeeper
P.O. Box 10096
Marina Del Rey, CA 90295

Deanna Walsh
City of Oxnard
305 W Third St
Oxnard, CA 93030

Nancy Weare
Del Mar Lagoon Committee
201 Ocean View Ave
Del Mar, CA 92014

Milton Shedd
1520 King Rd
Newport Beach, CA 92663

Dan Silver
Endangered habitats League
8424A Santa Monica Blvd # 592
Los Angeles, Ca 90069-4210

Chris Spengler
Surfrider Foundation

P.O. Box 230754
Encinitas, CA 92023

Mark Cousineau (SCE only)
Surfrider Foundation
122 South El Camino Real, #67
San Clemente, CA 92672

Barbara Stegman
1174 Orbia Rd
Del Mar, CA 92014

Ellen Stern-Harris
Fund for the Environment
P.O. Box 228
Beverly Hills, Ca 90213

Rick Van Schoik
SRA
2006 Palomar Airport Rd
Carlsbad, CA 92008

Barbara Warden
San Diego City Councilmember
202 C St
San Diego, CA 92101

Mark Whitehead
Del Mar City Deputy Mayor
1050 Camino Del Mar
Del Mar, CA 92014

Robert Wright
1222 Princeton #8
Santa Monica, CA 90404

Joy Zedler
San Diego State Univ.
Biology Dept LS. 104
San Diego, CA 92182-4614

David Zoutendyk
US ACOE
10845 Ranch Bernardo Rd Ste 210
San Diego, CA 92127

Environmental Health Coalition
1717 Kettner Blvd Ste 100
San Diego, CA 92101-2532

Surfrider Foundation
2413 Camino Del Mar
Del Mar, CA 92014

San Diego Baykeeper

1450 Harbor Island Drive, Ste 207
San Diego, CA 92101

Mayor Susan Ritchel
San Clemente City Hall
100 Avenida Presidio
San Clemente, CA 92672

DTSC / SONGS 2 & 3 COMMENTER LIST

Alliance for Survival
230 E. 17th St., Ste. 201
Costa Mesa, CA 92627

G. Wayne Eggleston, CPM
317 Cazador Lane A
San Clemente, CA 92672

Mike and Stephanie Anfinson
145 Ave. del Poniente
San Clemente, CA 92672

Randal Seech
1012 Ave. Estrella
San Clemente, CA 92672

Evelyn Kodama
1012 Ave. Estrella
San Clemente, CA 92672

Residents
330 Paseo de Cristobal
San Clemente, CA 92672

Jim and Aileen Bobryk
130 W. Avenida Alessandro
San Clemente, CA 92672

Resident
112 W. Cristobal
San Clemente, CA 92672

Allen and Ama Riebau
122 Avenida Algedon
San Clemente, CA 92672

Dorothy Boberg
10912 Nestle Ave.
Northridge, CA 91326

Lavanche P. Randles
2823 La Ventana
San Clemente, CA 92672

Meri H. Beckham

2242 E. Adams Ave.
Orange, CA 92867

Pat Leyden
12 Calle Ameno
San Clemente, CA 92672

John and Natalie Castaneda
14433 Shady Bend Dr.
Hacienda Heights, CA 91745

Resident
3908 Calle Ariana
San Clemente, CA 92672

Quina Deekard
218 Shorebreaker
Laguna Niguel, CA 92677

Laurie and Gary Headrick
2837 Pevasco
San Clemente, CA 92673

Pete Schollenberge
226 W. San Antonio
San Clemente, CA 92672

Michael Metcalf
246 W. Mariposa
San Clemente, CA 92672

Paul Mulder
210 Avenida Pelayo
San Clemente, CA 92672

Don and Judy Tyler
227 Calle Marina
San Clemente, CA 92672

Cricket Littlestar Walker
332 W. Paseo De Cristobal
San Clemente, CA 92672

Leslee and Michael Davis
237 Calle Pueblo
San Clemente, CA 92672

Resident
1004 N. Avenida De La Estrella
San Clemente, CA 92672

Resident
3020 Ave Presidente #4
San Clemente, CA 92672

Resident
2490 S. Ola Vista #5
San Clemente, CA 92672

Resident
2021 Calle de los Alamos
San Clemente, CA 92672

Resident
112 W. Cristobal
San Clemente, CA 92672

Resident
207 Avenida de la Riviera
San Clemente, CA 92672

Resident
2211 Avenida Olivia
San Clemente, CA 92673

Resident
12 Via Calandria
San Clemente, CA 92672

Resident
1306 S. Ola Vista
San Clemente, CA 92672

Stephanie M. Dorey
President, DeRail the Trail
2312 Plaza a la Playa
San Clemente, CA 92672

Residents
3230 Paseo Gallita
San Clemente, CA 92672

Sharon Faucette
25421 Maximus St.
Mission Viejo, CA 92691

Resident
2918 Calle Guadalajara
San Clemente, CA 92673

Resident
328 Boca Del Canon
San Clemente, CA 92672

Marion M. Powers
3618 Calle Casino
San Clemente, CA 92673