11/02/2000 03:15 PM

GROUP DISPLAY FOR E_ARMHI
E-PLAN HI RANGE ARM READINGS

TRUE

FALSE

POINT ID		DESCRIPTION	CURRENT VALUE	UNITS	LOW ALARM COUNTS	HIGH/ALARM SENSOR	QUAL
PAR48	ARM-48	HPCI PP TURB*RM	0.24	R/hr	N/A	10	GOOD
PAR49	ARM-49	REFUEL FLOOR AREA	0.42	R/hr	N/A	10	GOOD
PAR50	ARM-50	CRD NORTH	0.28	R/hr	N/A	10	GOOD
PAR51	ARM-51	CRD SOUTH	0.42	R/hr	N/A	10	GOOD
PAR52	ARM-52	RWCU RECIRC PP ACC	0.51	R/hr	N/A	10	GOOD
PAR53	ARM-53	ACCS TO REM SHUTD	0.32	R/hr	N/A	10	GOOD
PAR54	ARM-54	FUEL POOL PP RM	0.21	R/hr	N/A	10	GOOD
PAR55	ARM-55	RHR A*C PP ROOM	0.17	R/hr	N/A	10	GOOD
PAR56	ARM-56	RHR B*D PP ROOM	0.45	R/hr	N/A	10	GOOD
PAR57	ARM-57	RCIC PP*TURB RM	0.40	R/hr	N/A	10	GOOD

11/02/2000 03:15 PM

GROUP DISPLAY FOR E_RADMON
E-PLAN PROCESS RAD MONITOR

POINT ID		DESCRIPTION	CURRENT VALUE	UNITS	LOW ALARM COUNTS	HIGH/ALARM SENSOR	QUAL
NAR07	NAR-07	RBCCW RAD	7.88	CPS	N/A	N/A	GOOD
NAR08	NAR-08	SW EFFLUENT RAD	774.45	CPS	N/A	N/A	GOOD
MAR01	MAR-01	CNTM ACC HI RAD A	8.08	R/hr	N/A	N/A	GOOD
MAR02	MAR-02	CNTM ACC HI RAD B	5.00	R/hr	N/A	N/A	GOOD
NAR05	NAR-05	OFFGAS PRETREAT RAD A	26.47	mR/hr	N/A	N/A	GOOD
NAR06	NAR-06	OFFGAS PRETREAT RAD B	41.01	mR/hr	N/A	N/A	GOOD
NAR01	NAR-01	MAIN STEAM LINE RAD A	3267.88	mR/hr	N/A	N/A	GOOD
NAR02	NAR-02	MAIN STEAM LINE RAD B	2974.19	mR/hr	N/A	N/A	GOOD
NAR03	NAR-03	MAIN STEAM LINE RAD C	3902.92	mR/hr	N/A	N/A	GOOD
NAR04	NAR-04	MAIN STEAM LINE RAD D	4047.61	mR/hr	N/A	N/A	GOOD

11/02/2000 03:15 PM

GROUP DISPLAY FOR E_CSRAD
E-PLAN CNTRL STR AND RADWASTE

POINT ID		DESCRIPTION	CURRENT VALUE	UNITS	LOW ALARM COUNTS	HIGH/ALARM SENSOR	QUAL
PAR38	ARM-38	RAD CHEM LAB	0.03	mR/hr	N/A	4	GOOD
PAR39	ARM-39	MAIN CONTROL ROOM	0.20	mR/hr	N/A	4	GOOD
PAR37	ARM-37	STBY GAS TREAT RM	0.03	mR/hr	N/A	4	GOOD
PAR34	ARM-34	RW STOR/EQUIP AR	0.21	mR/hr	N/A	15	GOOD
PAR33	ARM-33	RAD WASTE CTRL RM	0.41	mR/hr	N/A	15	GOOD

11/02/2000 03:20 PM

GROUP DISPLAY FOR E_ARMHI
E-PLAN HI RANGE ARM READINGS

POINT ID		DESCRIPTION	CURRENT VALUE	UNITS	LOW ALARM COUNTS	HIGH/ALARM SENSOR	QUAL
PAR48	ARM-48	HPCI PP TURB*RM	0.24	R/hr	N/A	10	GOOD
PAR49	ARM-49	REFUEL FLOOR AREA	0.41	R/hr	N/A	10	GOOD
PAR50	ARM-50	CRD NORTH	0.29	R/hr	N/A	10	GOOD
PAR51	ARM-51	CRD SOUTH	0.42	R/hr	N/A	10	GOOD
PAR52	ARM-52	RWCU RECIRC PP ACC	0.50	R/hr	N/A	10	GOOD
PAR53	ARM-53	ACCS TO REM SHUTD	0.32	R/hr	N/A	10	GOOD
PAR54	ARM-54	FUEL POOL PP RM	0.21	R/hr	N/A	10	GOOD
PAR55	ARM-55	RHR A*C PP ROOM	0.16	R/hr	N/A	10	GOOD
PAR56	ARM-56	RHR B*D PP ROOM	0.47	R/hr	N/A	10	GOOD
PAR57	ARM-57	RCIC PP*TURB RM	0.38	R/hr	N/A	10	GOOD

11/02/2000 03:20 PM

GROUP DISPLAY FOR E_RADMON
E-PLAN PROCESS RAD MONITOR

POINT ID		DESCRIPTION	CURRENT VALUE	UNITS	LOW ALARM COUNTS	HIGH/ALARM SENSOR	QUAL
NAR07	NAR-07	RBCCW RAD	7.86	CPS	N/A	N/A	GOOD
NAR08	NAR-08	SW EFFLUENT RAD	779.65	CPS	N/A	N/A	GOOD
MAR01	MAR-01	CNTM ACC HI RAD A	8.09	R/hr	N/A	N/A	GOOD
MAR02	MAR-02	CNTM ACC HI RAD B	5.02	R/hr	N/A	N/A	GOOD
NAR05	NAR-05	OFFGAS PRETREAT RAD A	27.19	mR/hr	N/A	N/A	GOOD
NAR06	NAR-06	OFFGAS PRETREAT RAD B	40.57	mR/hr	N/A	N/A	GOOD
NAR01	NAR-01	MAIN STEAM LINE RAD A	3263.52	mR/hr	N/A	N/A	GOOD
NAR02	NAR-02	MAIN STEAM LINE RAD B	2974.05	mR/hr	N/A	N/A	GOOD
NAR03	NAR-03	MAIN STEAM LINE RAD C	3901.77	mR/hr	N/A	N/A	GOOD
NAR04	NAR-04	MAIN STEAM LINE RAD D	4045.15	mR/hr	N/A	N/A	GOOD

11/02/2000 03:20 PM

GROUP DISPLAY FOR E_CSRAD
E-PLAN CNTRL STR AND RADWASTE

POINT ID		DESCRIPTION	CURRENT VALUE	UNITS	LOW ALARM COUNTS	HIGH/ALARM SENSOR	QUAL
PAR38	ARM-38	RAD CHEM LAB	0.03	mR/hr	N/A	4	GOOD
PAR39	ARM-39	MAIN CONTROL ROOM	0.21	mR/hr	N/A	4	GOOD
PAR37	ARM-37	STBY GAS TREAT RM	0.03	mR/hr	N/A	4	GOOD
PAR34	ARM-34	RW STOR/EQUIP AR	0.20	mR/hr	N/A	15	GOOD
PAR33	ARM-33	RAD WASTE CTRL RM	0.41	mR/hr	N/A	15	GOOD

11/02/2000 03:25 PM

GROUP DISPLAY FOR E_ARMHI
E-PLAN HI RANGE ARM READINGS

POINT ID		DESCRIPTION	CURRENT VALUE	UNITS	LOW ALARM COUNTS	HIGH/ALARM SENSOR	QUAL
PAR48	ARM-48	HPCI PP TURB*RM	0.24	R/hr	N/A	10	GOOD
PAR49	ARM-49	REFUEL FLOOR AREA	0.41	R/hr	N/A	10	GOOD
PAR50	ARM-50	CRD NORTH	0.28	R/hr	N/A	10	GOOD
PAR51	ARM-51	CRD SOUTH	0.42	R/hr	N/A	10	GOOD
PAR52	ARM-52	RWCU RECIRC PP ACC	0.51	R/hr	N/A	10	GOOD
PAR53	ARM-53	ACCS TO REM SHUTD	0.31	R/hr	N/A	10	GOOD
PAR54	ARM-54	FUEL POOL PP RM	0.21	R/hr	N/A	10	GOOD
PAR55	ARM-55	RHR A*C PP ROOM	0.15	R/hr	N/A	10	GOOD
PAR56	ARM-56	RHR B*D PP ROOM	0.45	R/hr	N/A	10	GOOD
PAR57	ARM-57	RCIC PP*TURB RM	0.41	R/hr	N/A	10	GOOD

11/02/2000 03:25 PM

GROUP DISPLAY FOR E_RADMON
E-PLAN PROCESS RAD MONITOR

POINT ID		DESCRIPTION	CURRENT VALUE	UNITS	LOW ALARM COUNTS	HIGH/ALARM SENSOR	QUAL
NAR07	NAR-07	RBCCW RAD	7.80	CPS	N/A	N/A	GOOD
NAR08	NAR-08	SW EFFLUENT RAD	775.31	CPS	N/A	N/A	GOOD
MAR01	MAR-01	CNTM ACC HI RAD A	8.04	R/hr	N/A	N/A	GOOD
MAR02	MAR-02	CNTM ACC HI RAD B	5.05	R/hr	N/A	N/A	GOOD
NAR05	NAR-05	OFFGAS PRETREAT RAD A	27.05	mR/hr	N/A	N/A	GOOD
NAR06	NAR-06	OFFGAS PRETREAT RAD B	40.82	mR/hr	N/A	N/A	GOOD
NAR01	NAR-01	MAIN STEAM LINE RAD A	3265.23	mR/hr	N/A	N/A	GOOD
NAR02	NAR-02	MAIN STEAM LINE RAD B	2967.56	mR/hr	N/A	N/A	GOOD
NAR03	NAR-03	MAIN STEAM LINE RAD C	3887.83	mR/hr	N/A	N/A	GOOD
NAR04	NAR-04	MAIN STEAM LINE RAD D	4052.83	mR/hr	N/A	N/A	GOOD

11/02/2000 03:25 PM

GROUP DISPLAY FOR E_CSRAD
E-PLAN CNTRL STR AND RADWASTE

POINT ID		DESCRIPTION	CURRENT VALUE	UNITS	LOW ALARM COUNTS	HIGH/ALARM SENSOR	QUAL
PAR38	ARM-38	RAD CHEM LAB	0.03	mR/hr	N/A	4	GOOD
PAR39	ARM-39	MAIN CONTROL ROOM	0.20	mR/hr	N/A	4	GOOD
PAR37	ARM-37	STBY GAS TREAT RM	0.03	mR/hr	N/A	4	GOOD
PAR34	ARM-34	RW STOR/EQUIP AR	0.21	mR/hr	N/A	15	GOOD
PAR33	ARM-33	RAD WASTE CTRL RM	0.40	mR/hr	N/A	15	GOOD

11/02/2000 03:30 PM

GROUP DISPLAY FOR E_ARMHI
E-PLAN HI RANGE ARM READINGS

POINT ID		DESCRIPTION	CURRENT VALUE	UNITS	LOW ALARM COUNTS	HIGH/ALARM SENSOR	QUAL
PAR48	ARM-48	HPCI PP TURB*RM	0.24	R/hr	N/A	10	GOOD
PAR49	ARM-49	REFUEL FLOOR AREA	0.41	R/hr	N/A	10	GOOD
PAR50	ARM-50	CRD NORTH	0.28	R/hr	N/A	10	GOOD
PAR51	ARM-51	CRD SOUTH	0.42	R/hr	N/A	10	GOOD
PAR52	ARM-52	RWCU RECIRC PP ACC	0.51	R/hr	N/A	10	GOOD
PAR53	ARM-53	ACCS TO REM SHUTD	0.32	R/hr	N/A	10	GOOD
PAR54	ARM-54	FUEL POOL PP RM	0.21	R/hr	N/A	10	GOOD
PAR55	ARM-55	RHR A*C PP ROOM	0.18	R/hr	N/A	10	GOOD
PAR56	ARM-56	RHR B*D PP ROOM	0.46	R/hr	N/A	10	GOOD
PAR57	ARM-57	RCIC PP*TURB RM	0.38	R/hr	N/A	10	GOOD

11/02/2000 03:30 PM

GROUP DISPLAY FOR E_RADMON
E-PLAN PROCESS RAD MONITOR

POINT ID		DESCRIPTION	CURRENT VALUE	UNITS	LOW ALARM COUNTS	HIGH/ALARM SENSOR	QUAL
NAR07	NAR-07	RBCCW RAD	7.89	CPS	N/A	N/A	GOOD
NAR08	NAR-08	SW EFFLUENT RAD	782.31	CPS	N/A	N/A	GOOD
MAR01	MAR-01	CNTM ACC HI RAD A	8.07	R/hr	N/A	N/A	GOOD
MAR02	MAR-02	CNTM ACC HI RAD B	5.06	R/hr	N/A	N/A	GOOD
NAR05	NAR-05	OFFGAS PRETREAT RAD A	26.88	mR/hr	N/A	N/A	GOOD
NAR06	NAR-06	OFFGAS PRETREAT RAD B	41.48	mR/hr	N/A	N/A	GOOD
NAR01	NAR-01	MAIN STEAM LINE RAD A	3260.11	mR/hr	N/A	N/A	GOOD
NAR02	NAR-02	MAIN STEAM LINE RAD B	2970.02	mR/hr	N/A	N/A	GOOD
NAR03	NAR-03	MAIN STEAM LINE RAD C	3900.21	mR/hr	N/A	N/A	GOOD
NAR04	NAR-04	MAIN STEAM LINE RAD D	4047.76	mR/hr	N/A	N/A	GOOD

11/02/2000 03:30 PM

GROUP DISPLAY FOR E_CSRAD
E-PLAN CNTRL STR AND RADWASTE

POINT ID		DESCRIPTION	CURRENT VALUE	UNITS	LOW ALARM COUNTS	HIGH/ALARM SENSOR	QUAL
PAR38	ARM-38	RAD CHEM LAB	0.03	mR/hr	N/A	4	GOOD
PAR39	ARM-39	MAIN CONTROL ROOM	0.20	mR/hr	N/A	4	GOOD
PAR37	ARM-37	STBY GAS TREAT RM	0.03	mR/hr	N/A	4	GOOD
PAR34	ARM-34	RW STOR/EQUIP AR	0.20	mR/hr	N/A	15	GOOD
PAR33	ARM-33	RAD WASTE CTRL RM	0.40	mR/hr	N/A	15	GOOD

11/02/2000 03:35 PM

GROUP DISPLAY FOR E_ARMHI
E-PLAN HI RANGE ARM READINGS

POINT ID		DESCRIPTION	CURRENT VALUE	UNITS	LOW ALARM COUNTS	HIGH/ALARM SENSOR	QUAL
PAR48	ARM-48	HPCI PP TURB*RM	0.23	R/hr	N/A	10	GOOD
PAR49	ARM-49	REFUEL FLOOR AREA	0.42	R/hr	N/A	10	GOOD
PAR50	ARM-50	CRD NORTH	0.28	R/hr	N/A	10	GOOD
PAR51	ARM-51	CRD SOUTH	0.42	R/hr	N/A	10	GOOD
PAR52	ARM-52	RWCU RECIRC PP ACC	0.50	R/hr	N/A	10	GOOD
PAR53	ARM-53	ACCS TO REM SHUTD	0.32	R/hr	N/A	10	GOOD
PAR54	ARM-54	FUEL POOL PP RM	0.22	R/hr	N/A	10	GOOD
PAR55	ARM-55	RHR A*C PP ROOM	0.18	R/hr	N/A	10	GOOD
PAR56	ARM-56	RHR B*D PP ROOM	0.47	R/hr	N/A	10	GOOD
PAR57	ARM-57	RCIC PP*TURB RM	0.39	R/hr	N/A	10	GOOD

11/02/2000 03:35 PM

GROUP DISPLAY FOR E_RADMON
E-PLAN PROCESS RAD MONITOR

POINT ID		DESCRIPTION	CURRENT VALUE	UNITS	LOW ALARM COUNTS	HIGH/ALARM SENSOR	QUAL
NAR07	NAR-07	RBCCW RAD	7.81	CPS	N/A	N/A	GOOD
NAR08	NAR-08	SW EFFLUENT RAD	776.67	CPS	N/A	N/A	GOOD
MAR01	MAR-01	CNTM ACC HI RAD A	8.09	R/hr	N/A	N/A	GOOD
MAR02	MAR-02	CNTM ACC HI RAD B	5.09	R/hr	N/A	N/A	GOOD
NAR05	NAR-05	OFFGAS PRETREAT RAD A	27.39	mR/hr	N/A	N/A	GOOD
NAR06	NAR-06	OFFGAS PRETREAT RAD B	40.76	mR/hr	N/A	N/A	GOOD
NAR01	NAR-01	MAIN STEAM LINE RAD A	3261.58	mR/hr	N/A	N/A	GOOD
NAR02	NAR-02	MAIN STEAM LINE RAD B	2967.70	mR/hr	N/A	N/A	GOOD
NAR03	NAR-03	MAIN STEAM LINE RAD C	3890.35	mR/hr	N/A	N/A	GOOD
NAR04	NAR-04	MAIN STEAM LINE RAD D	4046.82	mR/hr	N/A	N/A	GOOD

11/02/2000 03:35 PM

GROUP DISPLAY FOR E_CSRAD
E-PLAN CNTRL STR AND RADWASTE

POINT ID		DESCRIPTION	CURRENT VALUE	UNITS	LOW ALARM COUNTS	HIGH/ALARM SENSOR	QUAL
PAR38	ARM-38	RAD CHEM LAB	0.03	mR/hr	N/A	4	GOOD
PAR39	ARM-39	MAIN CONTROL ROOM	0.20	mR/hr	N/A	4	GOOD
PAR37	ARM-37	STBY GAS TREAT RM	0.03	mR/hr	N/A	4	GOOD
PAR34	ARM-34	RW STOR/EQUIP AR	0.21	mR/hr	N/A	15	GOOD
PAR33	ARM-33	RAD WASTE CTRL RM	0.41	mR/hr	N/A	15	GOOD

11/02/2000 03:40 PM

GROUP DISPLAY FOR E_ARMHI
E-PLAN HI RANGE ARM READINGS

POINT ID		DESCRIPTION	CURRENT VALUE	UNITS	LOW ALARM COUNTS	HIGH/ALARM SENSOR	QUAL
PAR48	ARM-48	HPCI PP TURB*RM	0.24	R/hr	N/A	10	GOOD
PAR49	ARM-49	REFUEL FLOOR AREA	0.42	R/hr	N/A	10	GOOD
PAR50	ARM-50	CRD NORTH	0.29	R/hr	N/A	10	GOOD
PAR51	ARM-51	CRD SOUTH	0.42	R/hr	N/A	10	GOOD
PAR52	ARM-52	RWCU RECIRC PP ACC	0.51	R/hr	N/A	10	GOOD
PAR53	ARM-53	ACCS TO REM SHUTD	0.31	R/hr	N/A	10	GOOD
PAR54	ARM-54	FUEL POOL PP RM	0.21	R/hr	N/A	10	GOOD
PAR55	ARM-55	RHR A*C PP ROOM	0.18	R/hr	N/A	10	GOOD
PAR56	ARM-56	RHR B*D PP ROOM	0.47	R/hr	N/A	10	GOOD
PAR57	ARM-57	RCIC PP*TURB RM	0.39	R/hr	N/A	10	GOOD

11/02/2000 03:40 PM

GROUP DISPLAY FOR E_RADMON
E-PLAN PROCESS RAD MONITOR

POINT ID		DESCRIPTION	CURRENT VALUE	UNITS	LOW ALARM COUNTS	HIGH/ALARM SENSOR	QUAL
NAR07	NAR-07	RBCCW RAD	7.82	CPS	N/A	N/A	GOOD
NAR08	NAR-08	SW EFFLUENT RAD	782.31	CPS	N/A	N/A	GOOD
MAR01	MAR-01	CNTM ACC HI RAD A	8.09	R/hr	N/A	N/A	GOOD
MAR02	MAR-02	CNTM ACC HI RAD B	5.05	R/hr	N/A	N/A	GOOD
NAR05	NAR-05	OFFGAS PRETREAT RAD A	26.83	mR/hr	N/A	N/A	GOOD
NAR06	NAR-06	OFFGAS PRETREAT RAD B	40.59	mR/hr	N/A	N/A	GOOD
NAR01	NAR-01	MAIN STEAM LINE RAD A	3253.35	mR/hr	N/A	N/A	GOOD
NAR02	NAR-02	MAIN STEAM LINE RAD B	2963.33	mR/hr	N/A	N/A	GOOD
NAR03	NAR-03	MAIN STEAM LINE RAD C	3901.64	mR/hr	N/A	N/A	GOOD
NAR04	NAR-04	MAIN STEAM LINE RAD D	4041.36	mR/hr	N/A	N/A	GOOD

11/02/2000 03:40 PM

GROUP DISPLAY FOR E_CSRAD
E-PLAN CNTRL STR AND RADWASTE

POINT ID		DESCRIPTION	CURRENT VALUE	UNITS	LOW ALARM COUNTS	HIGH/ALARM SENSOR	QUAL
PAR38	ARM-38	RAD CHEM LAB	0.03	mR/hr	N/A	4	GOOD
PAR39	ARM-39	MAIN CONTROL ROOM	0.20	mR/hr	N/A	4	GOOD
PAR37	ARM-37	STBY GAS TREAT RM	0.03	mR/hr	N/A	4	GOOD
PAR34	ARM-34	RW STOR/EQUIP AR	0.20	mR/hr	N/A	15	GOOD
PAR33	ARM-33	RAD WASTE CTRL RM	0.41	mR/hr	N/A	15	GOOD

11/02/2000 03:45 PM

GROUP DISPLAY FOR E_ARMHI
E-PLAN HI RANGE ARM READINGS

POINT ID		DESCRIPTION	CURRENT VALUE	UNITS	LOW ALARM COUNTS	HIGH/ALARM SENSOR	QUAL
PAR48	ARM-48	HPCI PP TURB*RM	0.23	R/hr	N/A	10	GOOD
PAR49	ARM-49	REFUEL FLOOR AREA	0.42	R/hr	N/A	10	GOOD
PAR50	ARM-50	CRD NORTH	0.28	R/hr	N/A	10	GOOD
PAR51	ARM-51	CRD SOUTH	0.41	R/hr	N/A	10	GOOD
PAR52	ARM-52	RWCU RECIRC PP ACC	0.51	R/hr	N/A	10	GOOD
PAR53	ARM-53	ACCS TO REM SHUTD	0.31	R/hr	N/A	10	GOOD
PAR54	ARM-54	FUEL POOL PP RM	0.22	R/hr	N/A	10	GOOD
PAR55	ARM-55	RHR A*C PP ROOM	0.16	R/hr	N/A	10	GOOD
PAR56	ARM-56	RHR B*D PP ROOM	0.48	R/hr	N/A	10	GOOD
PAR57	ARM-57	RCIC PP*TURB RM	0.41	R/hr	N/A	10	GOOD

11/02/2000 03:45 PM

GROUP DISPLAY FOR E_RADMON
E-PLAN PROCESS RAD MONITOR

POINT ID		DESCRIPTION	CURRENT VALUE	UNITS	LOW ALARM COUNTS	HIGH/ALARM SENSOR	QUAL
NAR07	NAR-07	RBCCW RAD	7.87	CPS	N/A	N/A	GOOD
NAR08	NAR-08	SW EFFLUENT RAD	780.28	CPS	N/A	N/A	GOOD
MAR01	MAR-01	CNTM ACC HI RAD A	8.06	R/hr	N/A	N/A	GOOD
MAR02	MAR-02	CNTM ACC HI RAD B	5.00	R/hr	N/A	N/A	GOOD
NAR05	NAR-05	OFFGAS PRETREAT RAD A	26.47	mR/hr	N/A	N/A	GOOD
NAR06	NAR-06	OFFGAS PRETREAT RAD B	41.48	mR/hr	N/A	N/A	GOOD
NAR01	NAR-01	MAIN STEAM LINE RAD A	3253.89	mR/hr	N/A	N/A	GOOD
NAR02	NAR-02	MAIN STEAM LINE RAD B	2959.25	mR/hr	N/A	N/A	GOOD
NAR03	NAR-03	MAIN STEAM LINE RAD C	3893.12	mR/hr	N/A	N/A	GOOD
NAR04	NAR-04	MAIN STEAM LINE RAD D	4057.44	mR/hr	N/A	N/A	GOOD

11/02/2000 03:45 PM

GROUP DISPLAY FOR E_CSRAD
E-PLAN CNTRL STR AND RADWASTE

POINT ID		DESCRIPTION	CURRENT VALUE	UNITS	LOW ALARM COUNTS	HIGH/ALARM SENSOR	QUAL
PAR38	ARM-38	RAD CHEM LAB	0.03	mR/hr	N/A	4	GOOD
PAR39	ARM-39	MAIN CONTROL ROOM	0.21	mR/hr	N/A	4	GOOD
PAR37	ARM-37	STBY GAS TREAT RM	0.03	mR/hr	N/A	4	GOOD
PAR34	ARM-34	RW STOR/EQUIP AR	0.21	mR/hr	N/A	15	GOOD
PAR33	ARM-33	RAD WASTE CTRL RM	0.41	mR/hr	N/A	15	GOOD

11/02/2000 03:50 PM

GROUP DISPLAY FOR E_ARMHI
E-PLAN HI RANGE ARM READINGS

POINT ID		DESCRIPTION	CURRENT VALUE	UNITS	LOW ALARM COUNTS	HIGH/ALARM SENSOR	QUAL
PAR48	ARM-48	HPCI PP TURB*RM	0.23	R/hr	N/A	10	GOOD
PAR49	ARM-49	REFUEL FLOOR AREA	0.41	R/hr	N/A	10	GOOD
PAR50	ARM-50	CRD NORTH	0.28	R/hr	N/A	10	GOOD
PAR51	ARM-51	CRD SOUTH	0.42	R/hr	N/A	10	GOOD
PAR52	ARM-52	RWCU RECIRC PP ACC	0.51	R/hr	N/A	10	GOOD
PAR53	ARM-53	ACCS TO REM SHUTD	0.32	R/hr	N/A	10	GOOD
PAR54	ARM-54	FUEL POOL PP RM	0.22	R/hr	N/A	10	GOOD
PAR55	ARM-55	RHR A*C PP ROOM	0.18	R/hr	N/A	10	GOOD
PAR56	ARM-56	RHR B*D PP ROOM	0.46	R/hr	N/A	10	GOOD
PAR57	ARM-57	RCIC PP*TURB RM	0.42	R/hr	N/A	10	GOOD

11/02/2000 03:50 PM

GROUP DISPLAY FOR E_RADMON
E-PLAN PROCESS RAD MONITOR

POINT ID		DESCRIPTION	CURRENT VALUE	UNITS	LOW ALARM COUNTS	HIGH/ALARM SENSOR	QUAL
NAR07	NAR-07	RBCCW RAD	7.86	CPS	N/A	N/A	GOOD
NAR08	NAR-08	SW EFFLUENT RAD	775.38	CPS	N/A	N/A	GOOD
MAR01	MAR-01	CNTM ACC HI RAD A	8.04	R/hr	N/A	N/A	GOOD
MAR02	MAR-02	CNTM ACC HI RAD B	5.10	R/hr	N/A	N/A	GOOD
NAR05	NAR-05	OFFGAS PRETREAT RAD A	26.43	mR/hr	N/A	N/A	GOOD
NAR06	NAR-06	OFFGAS PRETREAT RAD B	41.22	mR/hr	N/A	N/A	GOOD
NAR01	NAR-01	MAIN STEAM LINE RAD A	3267.10	mR/hr	N/A	N/A	GOOD
NAR02	NAR-02	MAIN STEAM LINE RAD B	2958.30	mR/hr	N/A	N/A	GOOD
NAR03	NAR-03	MAIN STEAM LINE RAD C	3907.00	mR/hr	N/A	N/A	GOOD
NAR04	NAR-04	MAIN STEAM LINE RAD D	4042.30	mR/hr	N/A	N/A	GOOD

11/02/2000 03:50 PM

GROUP DISPLAY FOR E_CSRAD
E-PLAN CNTRL STR AND RADWASTE

POINT ID		DESCRIPTION	CURRENT VALUE	UNITS	LOW ALARM COUNTS	HIGH/ALARM SENSOR	QUAL
PAR38	ARM-38	RAD CHEM LAB	0.03	mR/hr	N/A	4	GOOD
PAR39	ARM-39	MAIN CONTROL ROOM	0.20	mR/hr	N/A	4	GOOD
PAR37	ARM-37	STBY GAS TREAT RM	0.03	mR/hr	N/A	4	GOOD
PAR34	ARM-34	RW STOR/EQUIP AR	0.21	mR/hr	N/A	15	GOOD
PAR33	ARM-33	RAD WASTE CTRL RM	0.40	mR/hr	N/A	15	GOOD

11/02/2000 03:55 PM

GROUP DISPLAY FOR E_ARMHI
E-PLAN HI RANGE ARM READINGS

POINT ID		DESCRIPTION	CURRENT VALUE	UNITS	LOW ALARM COUNTS	HIGH/ALARM SENSOR	QUAL
PAR48	ARM-48	HPCI PP TURB*RM	0.24	R/hr	N/A	10	GOOD
PAR49	ARM-49	REFUEL FLOOR AREA	0.42	R/hr	N/A	10	GOOD
PAR50	ARM-50	CRD NORTH	0.29	R/hr	N/A	10	GOOD
PAR51	ARM-51	CRD SOUTH	0.42	R/hr	N/A	10	GOOD
PAR52	ARM-52	RWCU RECIRC PP ACC	0.50	R/hr	N/A	10	GOOD
PAR53	ARM-53	ACCS TO REM SHUTD	0.31	R/hr	N/A	10	GOOD
PAR54	ARM-54	FUEL POOL PP RM	0.22	R/hr	N/A	10	GOOD
PAR55	ARM-55	RHR A*C PP ROOM	0.17	R/hr	N/A	10	GOOD
PAR56	ARM-56	RHR B*D PP ROOM	0.46	R/hr	N/A	10	GOOD
PAR57	ARM-57	RCIC PP*TURB RM	0.41	R/hr	N/A	10	GOOD

11/02/2000 03:55 PM

GROUP DISPLAY FOR E_RADMON
E-PLAN PROCESS RAD MONITOR

POINT ID		DESCRIPTION	CURRENT VALUE	UNITS	LOW ALARM COUNTS	HIGH/ALARM SENSOR	QUAL
NAR07	NAR-07	RBCCW RAD	7.85	CPS	N/A	N/A	GOOD
NAR08	NAR-08	SW EFFLUENT RAD	782.89	CPS	N/A	N/A	GOOD
MAR01	MAR-01	CNTM ACC HI RAD A	8.00	R/hr	N/A	N/A	GOOD
MAR02	MAR-02	CNTM ACC HI RAD B	5.03	R/hr	N/A	N/A	GOOD
NAR05	NAR-05	OFFGAS PRETREAT RAD A	26.93	mR/hr	N/A	N/A	GOOD
NAR06	NAR-06	OFFGAS PRETREAT RAD B	41.50	mR/hr	N/A	N/A	GOOD
NAR01	NAR-01	MAIN STEAM LINE RAD A	3263.66	mR/hr	N/A	N/A	GOOD
NAR02	NAR-02	MAIN STEAM LINE RAD B	2963.72	mR/hr	N/A	N/A	GOOD
NAR03	NAR-03	MAIN STEAM LINE RAD C	3902.00	mR/hr	N/A	N/A	GOOD
NAR04	NAR-04	MAIN STEAM LINE RAD D	4052.18	mR/hr	N/A	N/A	GOOD

11/02/2000 03:55 PM

GROUP DISPLAY FOR E_CSRAD
E-PLAN CNTRL STR AND RADWASTE

POINT ID		DESCRIPTION	CURRENT VALUE	UNITS	LOW ALARM COUNTS	HIGH/ALARM SENSOR	QUAL
PAR38	ARM-38	RAD CHEM LAB	0.03	mR/hr	N/A	4	GOOD
PAR39	ARM-39	MAIN CONTROL ROOM	0.21	mR/hr	N/A	4	GOOD
PAR37	ARM-37	STBY GAS TREAT RM	0.03	mR/hr	N/A	4	GOOD
PAR34	ARM-34	RW STOR/EQUIP AR	0.21	mR/hr	N/A	15	GOOD
PAR33	ARM-33	RAD WASTE CTRL RM	0.40	mR/hr	N/A	15	GOOD

11/02/2000 04:00 PM

GROUP DISPLAY FOR E_ARMHI
E-PLAN HI RANGE ARM READINGS

POINT ID		DESCRIPTION	CURRENT VALUE	UNITS	LOW ALARM COUNTS	HIGH/ALARM SENSOR	QUAL
PAR48	ARM-48	HPCI PP TURB*RM	0.24	R/hr	N/A	10	GOOD
PAR49	ARM-49	REFUEL FLOOR AREA	0.42	R/hr	N/A	10	GOOD
PAR50	ARM-50	CRD NORTH	0.28	R/hr	N/A	10	GOOD
PAR51	ARM-51	CRD SOUTH	0.41	R/hr	N/A	10	GOOD
PAR52	ARM-52	RWCU RECIRC PP ACC	0.51	R/hr	N/A	10	GOOD
PAR53	ARM-53	ACCS TO REM SHUTD	0.31	R/hr	N/A	10	GOOD
PAR54	ARM-54	FUEL POOL PP RM	0.22	R/hr	N/A	10	GOOD
PAR55	ARM-55	RHR A*C PP ROOM	0.18	R/hr	N/A	10	GOOD
PAR56	ARM-56	RHR B*D PP ROOM	0.44	R/hr	N/A	10	GOOD
PAR57	ARM-57	RCIC PP*TURB RM	0.41	R/hr	N/A	10	GOOD

11/02/2000 04:00 PM

GROUP DISPLAY FOR E_RADMON
E-PLAN PROCESS RAD MONITOR

POINT ID		DESCRIPTION	CURRENT VALUE	UNITS	LOW ALARM COUNTS	HIGH/ALARM SENSOR	QUAL
NAR07	NAR-07	RBCCW RAD	7.82	CPS	N/A	N/A	GOOD
NAR08	NAR-08	SW EFFLUENT RAD	774.70	CPS	N/A	N/A	GOOD
MAR01	MAR-01	CNTM ACC HI RAD A	8.08	R/hr	N/A	N/A	GOOD
MAR02	MAR-02	CNTM ACC HI RAD B	5.08	R/hr	N/A	N/A	GOOD
NAR05	NAR-05	OFFGAS PRETREAT RAD A	26.66	mR/hr	N/A	N/A	GOOD
NAR06	NAR-06	OFFGAS PRETREAT RAD B	41.17	mR/hr	N/A	N/A	GOOD
NAR01	NAR-01	MAIN STEAM LINE RAD A	3269.07	mR/hr	N/A	N/A	GOOD
NAR02	NAR-02	MAIN STEAM LINE RAD B	2974.70	mR/hr	N/A	N/A	GOOD
NAR03	NAR-03	MAIN STEAM LINE RAD C	3887.98	mR/hr	N/A	N/A	GOOD
NAR04	NAR-04	MAIN STEAM LINE RAD D	4042.34	mR/hr	N/A	N/A	GOOD

11/02/2000 04:00 PM

GROUP DISPLAY FOR E_CSRAD
E-PLAN CNTRL STR AND RADWASTE

POINT ID		DESCRIPTION	CURRENT VALUE	UNITS	LOW ALARM COUNTS	HIGH/ALARM SENSOR	QUAL
PAR38	ARM-38	RAD CHEM LAB	0.03	mR/hr	N/A	4	GOOD
PAR39	ARM-39	MAIN CONTROL ROOM	0.21	mR/hr	N/A	4	GOOD
PAR37	ARM-37	STBY GAS TREAT RM	0.03	mR/hr	N/A	4	GOOD
PAR34	ARM-34	RW STOR/EQUIP AR	0.20	mR/hr	N/A	15	GOOD
PAR33	ARM-33	RAD WASTE CTRL RM	0.41	mR/hr	N/A	15	GOOD

11/02/2000 04:05 PM

GROUP DISPLAY FOR E_ARMHI
E-PLAN HI RANGE ARM READINGS

POINT ID		DESCRIPTION	CURRENT VALUE	UNITS	LOW ALARM COUNTS	HIGH/ALARM SENSOR	QUAL
PAR48	ARM-48	HPCI PP TURB*RM	0.24	R/hr	N/A	10	GOOD
PAR49	ARM-49	REFUEL FLOOR AREA	0.42	R/hr	N/A	10	GOOD
PAR50	ARM-50	CRD NORTH	0.28	R/hr	N/A	10	GOOD
PAR51	ARM-51	CRD SOUTH	0.42	R/hr	N/A	10	GOOD
PAR52	ARM-52	RWCU RECIRC PP ACC	0.50	R/hr	N/A	10	GOOD
PAR53	ARM-53	ACCS TO REM SHUTD	0.32	R/hr	N/A	10	GOOD
PAR54	ARM-54	FUEL POOL PP RM	0.21	R/hr	N/A	10	GOOD
PAR55	ARM-55	RHR A*C PP ROOM	0.18	R/hr	N/A	10	GOOD
PAR56	ARM-56	RHR B*D PP ROOM	0.48	R/hr	N/A	10	GOOD
PAR57	ARM-57	RCIC PP*TURB RM	0.40	R/hr	N/A	10	GOOD

11/02/2000 04:05 PM

GROUP DISPLAY FOR E_RADMON
E-PLAN PROCESS RAD MONITOR

POINT ID		DESCRIPTION	CURRENT VALUE	UNITS	LOW ALARM COUNTS	HIGH/ALARM SENSOR	QUAL
NAR07	NAR-07	RBCCW RAD	7.88	CPS	N/A	N/A	GOOD
NAR08	NAR-08	SW EFFLUENT RAD	773.36	CPS	N/A	N/A	GOOD
MAR01	MAR-01	CNTM ACC HI RAD A	8.09	R/hr	N/A	N/A	GOOD
MAR02	MAR-02	CNTM ACC HI RAD B	5.08	R/hr	N/A	N/A	GOOD
NAR05	NAR-05	OFFGAS PRETREAT RAD A	26.92	mR/hr	N/A	N/A	GOOD
NAR06	NAR-06	OFFGAS PRETREAT RAD B	40.99	mR/hr	N/A	N/A	GOOD
NAR01	NAR-01	MAIN STEAM LINE RAD A	3266.83	mR/hr	N/A	N/A	GOOD
NAR02	NAR-02	MAIN STEAM LINE RAD B	2971.23	mR/hr	N/A	N/A	GOOD
NAR03	NAR-03	MAIN STEAM LINE RAD C	3905.63	mR/hr	N/A	N/A	GOOD
NAR04	NAR-04	MAIN STEAM LINE RAD D	4053.64	mR/hr	N/A	N/A	GOOD

11/02/2000 04:05 PM

GROUP DISPLAY FOR E_CSRAD
E-PLAN CNTRL STR AND RADWASTE

POINT ID		DESCRIPTION	CURRENT VALUE	UNITS	LOW ALARM COUNTS	HIGH/ALARM SENSOR	QUAL
PAR38	ARM-38	RAD CHEM LAB	0.03	mR/hr	N/A	4	GOOD
PAR39	ARM-39	MAIN CONTROL ROOM	0.21	mR/hr	N/A	4	GOOD
PAR37	ARM-37	STBY GAS TREAT RM	0.03	mR/hr	N/A	4	GOOD
PAR34	ARM-34	RW STOR/EQUIP AR	0.20	mR/hr	N/A	15	GOOD
PAR33	ARM-33	RAD WASTE CTRL RM	0.41	mR/hr	N/A	15	GOOD

11/02/2000 04:10 PM

GROUP DISPLAY FOR E_ARMHI
E-PLAN HI RANGE ARM READINGS

POINT ID		DESCRIPTION	CURRENT VALUE	UNITS	LOW ALARM COUNTS	HIGH/ALARM SENSOR	QUAL
PAR48	ARM-48	HPCI PP TURB*RM	0.23	R/hr	N/A	10	GOOD
PAR49	ARM-49	REFUEL FLOOR AREA	0.41	R/hr	N/A	10	GOOD
PAR50	ARM-50	CRD NORTH	0.29	R/hr	N/A	10	GOOD
PAR51	ARM-51	CRD SOUTH	0.41	R/hr	N/A	10	GOOD
PAR52	ARM-52	RWCU RECIRC PP ACC	0.50	R/hr	N/A	10	GOOD
PAR53	ARM-53	ACCS TO REM SHUTD	0.32	R/hr	N/A	10	GOOD
PAR54	ARM-54	FUEL POOL PP RM	0.22	R/hr	N/A	10	GOOD
PAR55	ARM-55	RHR A*C PP ROOM	0.19	R/hr	N/A	10	GOOD
PAR56	ARM-56	RHR B*D PP ROOM	0.44	R/hr	N/A	10	GOOD
PAR57	ARM-57	RCIC PP*TURB RM	0.38	R/hr	N/A	10	GOOD

11/02/2000 04:10 PM

GROUP DISPLAY FOR E_RADMON
E-PLAN PROCESS RAD MONITOR

POINT ID		DESCRIPTION	CURRENT VALUE	UNITS	LOW ALARM COUNTS	HIGH/ALARM SENSOR	QUAL
NAR07	NAR-07	RBCCW RAD	7.80	CPS	N/A	N/A	GOOD
NAR08	NAR-08	SW EFFLUENT RAD	773.10	CPS	N/A	N/A	GOOD
MAR01	MAR-01	CNTM ACC HI RAD A	8.05	R/hr	N/A	N/A	GOOD
MAR02	MAR-02	CNTM ACC HI RAD B	5.04	R/hr	N/A	N/A	GOOD
NAR05	NAR-05	OFFGAS PRETREAT RAD A	26.47	mR/hr	N/A	N/A	GOOD
NAR06	NAR-06	OFFGAS PRETREAT RAD B	41.38	mR/hr	N/A	N/A	GOOD
NAR01	NAR-01	MAIN STEAM LINE RAD A	3260.38	mR/hr	N/A	N/A	GOOD
NAR02	NAR-02	MAIN STEAM LINE RAD B	2974.69	mR/hr	N/A	N/A	GOOD
NAR03	NAR-03	MAIN STEAM LINE RAD C	3906.05	mR/hr	N/A	N/A	GOOD
NAR04	NAR-04	MAIN STEAM LINE RAD D	4044.13	mR/hr	N/A	N/A	GOOD

11/02/2000 04:10 PM

GROUP DISPLAY FOR E_CSRAD
E-PLAN CNTRL STR AND RADWASTE

POINT ID		DESCRIPTION	CURRENT VALUE	UNITS	LOW ALARM COUNTS	HIGH/ALARM SENSOR	QUAL
PAR38	ARM-38	RAD CHEM LAB	0.03	mR/hr	N/A	4	GOOD
PAR39	ARM-39	MAIN CONTROL ROOM	0.21	mR/hr	N/A	4	GOOD
PAR37	ARM-37	STBY GAS TREAT RM	0.03	mR/hr	N/A	4	GOOD
PAR34	ARM-34	RW STOR/EQUIP AR	0.21	mR/hr	N/A	15	GOOD
PAR33	ARM-33	RAD WASTE CTRL RM	0.40	mR/hr	N/A	15	GOOD

11/02/2000 04:15 PM

GROUP DISPLAY FOR E_ARMHI
E-PLAN HI RANGE ARM READINGS

POINT ID		DESCRIPTION	CURRENT VALUE	UNITS	LOW ALARM COUNTS	HIGH/ALARM SENSOR	QUAL
PAR48	ARM-48	HPCI PP TURB*RM	0.24	R/hr	N/A	10	GOOD
PAR49	ARM-49	REFUEL FLOOR AREA	0.42	R/hr	N/A	10	GOOD
PAR50	ARM-50	CRD NORTH	0.29	R/hr	N/A	10	GOOD
PAR51	ARM-51	CRD SOUTH	0.41	R/hr	N/A	10	GOOD
PAR52	ARM-52	RWCU RECIRC PP ACC	0.50	R/hr	N/A	10	GOOD
PAR53	ARM-53	ACCS TO REM SHUTD	0.31	R/hr	N/A	10	GOOD
PAR54	ARM-54	FUEL POOL PP RM	0.22	R/hr	N/A	10	GOOD
PAR55	ARM-55	RHR A*C PP ROOM	0.17	R/hr	N/A	10	GOOD
PAR56	ARM-56	RHR B*D PP ROOM	0.46	R/hr	N/A	10	GOOD
PAR57	ARM-57	RCIC PP*TURB RM	0.41	R/hr	N/A	10	GOOD

11/02/2000 04:15 PM

GROUP DISPLAY FOR E_RADMON
E-PLAN PROCESS RAD MONITOR

POINT ID		DESCRIPTION	CURRENT VALUE	UNITS	LOW ALARM COUNTS	HIGH/ALARM SENSOR	QUAL
NAR07	NAR-07	RBCCW RAD	7.87	CPS	N/A	N/A	GOOD
NAR08	NAR-08	SW EFFLUENT RAD	779.15	CPS	N/A	N/A	GOOD
MAR01	MAR-01	CNTM ACC HI RAD A	8.03	R/hr	N/A	N/A	GOOD
MAR02	MAR-02	CNTM ACC HI RAD B	5.02	R/hr	N/A	N/A	GOOD
NAR05	NAR-05	OFFGAS PRETREAT RAD A	26.84	mR/hr	N/A	N/A	GOOD
NAR06	NAR-06	OFFGAS PRETREAT RAD B	40.75	mR/hr	N/A	N/A	GOOD
NAR01	NAR-01	MAIN STEAM LINE RAD A	3265.35	mR/hr	N/A	N/A	GOOD
NAR02	NAR-02	MAIN STEAM LINE RAD B	2974.77	mR/hr	N/A	N/A	GOOD
NAR03	NAR-03	MAIN STEAM LINE RAD C	3905.70	mR/hr	N/A	N/A	GOOD
NAR04	NAR-04	MAIN STEAM LINE RAD D	4041.25	mR/hr	N/A	N/A	GOOD

11/02/2000 04:15 PM

GROUP DISPLAY FOR E_CSRAD
E-PLAN CNTRL STR AND RADWASTE

POINT ID		DESCRIPTION	CURRENT VALUE	UNITS	LOW ALARM COUNTS	HIGH/ALARM SENSOR	QUAL
PAR38	ARM-38	RAD CHEM LAB	0.03	mR/hr	N/A	4	GOOD
PAR39	ARM-39	MAIN CONTROL ROOM	0.21	mR/hr	N/A	4	GOOD
PAR37	ARM-37	STBY GAS TREAT RM	0.03	mR/hr	N/A	4	GOOD
PAR34	ARM-34	RW STOR/EQUIP AR	0.20	mR/hr	N/A	15	GOOD
PAR33	ARM-33	RAD WASTE CTRL RM	0.41	mR/hr	N/A	15	GOOD

11/02/2000 04:20 PM

GROUP DISPLAY FOR E_ARMHI
E-PLAN HI RANGE ARM READINGS

POINT ID		DESCRIPTION	CURRENT VALUE	UNITS	LOW ALARM COUNTS	HIGH/ALARM SENSOR	QUAL
PAR48	ARM-48	HPCI PP TURB*RM	0.23	R/hr	N/A	10	GOOD
PAR49	ARM-49	REFUEL FLOOR AREA	0.41	R/hr	N/A	10	GOOD
PAR50	ARM-50	CRD NORTH	0.28	R/hr	N/A	10	GOOD
PAR51	ARM-51	CRD SOUTH	0.41	R/hr	N/A	10	GOOD
PAR52	ARM-52	RWCU RECIRC PP ACC	0.50	R/hr	N/A	10	GOOD
PAR53	ARM-53	ACCS TO REM SHUTD	0.32	R/hr	N/A	10	GOOD
PAR54	ARM-54	FUEL POOL PP RM	0.21	R/hr	N/A	10	GOOD
PAR55	ARM-55	RHR A*C PP ROOM	0.18	R/hr	N/A	10	GOOD
PAR56	ARM-56	RHR B*D PP ROOM	0.47	R/hr	N/A	10	GOOD
PAR57	ARM-57	RCIC PP*TURB RM	0.40	R/hr	N/A	10	GOOD

11/02/2000 04:20 PM

GROUP DISPLAY FOR E_RADMON
E-PLAN PROCESS RAD MONITOR

POINT ID		DESCRIPTION	CURRENT VALUE	UNITS	LOW ALARM COUNTS	HIGH/ALARM SENSOR	QUAL
NAR07	NAR-07	RBCCW RAD	7.83	CPS	N/A	N/A	GOOD
NAR08	NAR-08	SW EFFLUENT RAD	774.47	CPS	N/A	N/A	GOOD
MAR01	MAR-01	CNTM ACC HI RAD A	8.09	R/hr	N/A	N/A	GOOD
MAR02	MAR-02	CNTM ACC HI RAD B	5.05	R/hr	N/A	N/A	GOOD
NAR05	NAR-05	OFFGAS PRETREAT RAD A	26.84	mR/hr	N/A	N/A	GOOD
NAR06	NAR-06	OFFGAS PRETREAT RAD B	40.74	mR/hr	N/A	N/A	GOOD
NAR01	NAR-01	MAIN STEAM LINE RAD A	3265.27	mR/hr	N/A	N/A	GOOD
NAR02	NAR-02	MAIN STEAM LINE RAD B	2961.74	mR/hr	N/A	N/A	GOOD
NAR03	NAR-03	MAIN STEAM LINE RAD C	3903.28	mR/hr	N/A	N/A	GOOD
NAR04	NAR-04	MAIN STEAM LINE RAD D	4045.81	mR/hr	N/A	N/A	GOOD

11/02/2000 04:20 PM

GROUP DISPLAY FOR E_CSRAD
E-PLAN CNTRL STR AND RADWASTE

POINT ID		DESCRIPTION	CURRENT VALUE	UNITS	LOW ALARM COUNTS	HIGH/ALARM SENSOR	QUAL
PAR38	ARM-38	RAD CHEM LAB	0.03	mR/hr	N/A	4	GOOD
PAR39	ARM-39	MAIN CONTROL ROOM	0.20	mR/hr	N/A	4	GOOD
PAR37	ARM-37	STBY GAS TREAT RM	0.03	mR/hr	N/A	4	GOOD
PAR34	ARM-34	RW STOR/EQUIP AR	0.20	mR/hr	N/A	15	GOOD
PAR33	ARM-33	RAD WASTE CTRL RM	0.40	mR/hr	N/A	15	GOOD

11/02/2000 04:25 PM

GROUP DISPLAY FOR E_ARMHI
E-PLAN HI RANGE ARM READINGS

POINT ID		DESCRIPTION	CURRENT VALUE	UNITS	LOW ALARM COUNTS	HIGH/ALARM SENSOR	QUAL
PAR48	ARM-48	HPCI PP TURB*RM	0.23	R/hr	N/A	10	GOOD
PAR49	ARM-49	REFUEL FLOOR AREA	0.42	R/hr	N/A	10	GOOD
PAR50	ARM-50	CRD NORTH	0.29	R/hr	N/A	10	GOOD
PAR51	ARM-51	CRD SOUTH	0.41	R/hr	N/A	10	GOOD
PAR52	ARM-52	RWCU RECIRC PP ACC	0.51	R/hr	N/A	10	GOOD
PAR53	ARM-53	ACCS TO REM SHUTD	0.31	R/hr	N/A	10	GOOD
PAR54	ARM-54	FUEL POOL PP RM	0.21	R/hr	N/A	10	GOOD
PAR55	ARM-55	RHR A*C PP ROOM	0.17	R/hr	N/A	10	GOOD
PAR56	ARM-56	RHR B*D PP ROOM	0.48	R/hr	N/A	10	GOOD
PAR57	ARM-57	RCIC PP*TURB RM	0.42	R/hr	N/A	10	GOOD

11/02/2000 04:25 PM

GROUP DISPLAY FOR E_RADMON
E-PLAN PROCESS RAD MONITOR

POINT ID		DESCRIPTION	CURRENT VALUE	UNITS	LOW ALARM COUNTS	HIGH/ALARM SENSOR	QUAL
NAR07	NAR-07	RBCCW RAD	7.85	CPS	N/A	N/A	GOOD
NAR08	NAR-08	SW EFFLUENT RAD	778.99	CPS	N/A	N/A	GOOD
MAR01	MAR-01	CNTM ACC HI RAD A	8.01	R/hr	N/A	N/A	GOOD
MAR02	MAR-02	CNTM ACC HI RAD B	5.06	R/hr	N/A	N/A	GOOD
NAR05	NAR-05	OFFGAS PRETREAT RAD A	26.45	mR/hr	N/A	N/A	GOOD
NAR06	NAR-06	OFFGAS PRETREAT RAD B	40.96	mR/hr	N/A	N/A	GOOD
NAR01	NAR-01	MAIN STEAM LINE RAD A	3262.60	mR/hr	N/A	N/A	GOOD
NAR02	NAR-02	MAIN STEAM LINE RAD B	2971.65	mR/hr	N/A	N/A	GOOD
NAR03	NAR-03	MAIN STEAM LINE RAD C	3905.25	mR/hr	N/A	N/A	GOOD
NAR04	NAR-04	MAIN STEAM LINE RAD D	4052.45	mR/hr	N/A	N/A	GOOD

11/02/2000 04:25 PM

GROUP DISPLAY FOR E_CSRAD
E-PLAN CNTRL STR AND RADWASTE

POINT ID		DESCRIPTION	CURRENT VALUE	UNITS	LOW ALARM COUNTS	HIGH/ALARM SENSOR	QUAL
PAR38	ARM-38	RAD CHEM LAB	0.03	mR/hr	N/A	4	GOOD
PAR39	ARM-39	MAIN CONTROL ROOM	0.20	mR/hr	N/A	4	GOOD
PAR37	ARM-37	STBY GAS TREAT RM	0.03	mR/hr	N/A	4	GOOD
PAR34	ARM-34	RW STOR/EQUIP AR	0.20	mR/hr	N/A	15	GOOD
PAR33	ARM-33	RAD WASTE CTRL RM	0.41	mR/hr	N/A	15	GOOD

11/02/2000 04:30 PM

GROUP DISPLAY FOR E_ARMHI
E-PLAN HI RANGE ARM READINGS

POINT ID		DESCRIPTION	CURRENT VALUE	UNITS	LOW ALARM COUNTS	HIGH/ALARM SENSOR	QUAL
PAR48	ARM-48	HPCI PP TURB*RM	0.24	R/hr	N/A	10	GOOD
PAR49	ARM-49	REFUEL FLOOR AREA	0.42	R/hr	N/A	10	GOOD
PAR50	ARM-50	CRD NORTH	0.28	R/hr	N/A	10	GOOD
PAR51	ARM-51	CRD SOUTH	0.42	R/hr	N/A	10	GOOD
PAR52	ARM-52	RWCU RECIRC PP ACC	0.51	R/hr	N/A	10	GOOD
PAR53	ARM-53	ACCS TO REM SHUTD	0.32	R/hr	N/A	10	GOOD
PAR54	ARM-54	FUEL POOL PP RM	0.22	R/hr	N/A	10	GOOD
PAR55	ARM-55	RHR A*C PP ROOM	0.18	R/hr	N/A	10	GOOD
PAR56	ARM-56	RHR B*D PP ROOM	0.47	R/hr	N/A	10	GOOD
PAR57	ARM-57	RCIC PP*TURB RM	0.40	R/hr	N/A	10	GOOD

11/02/2000 04:30 PM

GROUP DISPLAY FOR E_RADMON
E-PLAN PROCESS RAD MONITOR

POINT ID		DESCRIPTION	CURRENT VALUE	UNITS	LOW ALARM COUNTS	HIGH/ALARM SENSOR	QUAL
NAR07	NAR-07	RBCCW RAD	7.90	CPS	N/A	N/A	GOOD
NAR08	NAR-08	SW EFFLUENT RAD	778.96	CPS	N/A	N/A	GOOD
MAR01	MAR-01	CNTM ACC HI RAD A	8.07	R/hr	N/A	N/A	GOOD
MAR02	MAR-02	CNTM ACC HI RAD B	5.01	R/hr	N/A	N/A	GOOD
NAR05	NAR-05	OFFGAS PRETREAT RAD A	26.96	mR/hr	N/A	N/A	GOOD
NAR06	NAR-06	OFFGAS PRETREAT RAD B	40.67	mR/hr	N/A	N/A	GOOD
NAR01	NAR-01	MAIN STEAM LINE RAD A	3259.59	mR/hr	N/A	N/A	GOOD
NAR02	NAR-02	MAIN STEAM LINE RAD B	2976.97	mR/hr	N/A	N/A	GOOD
NAR03	NAR-03	MAIN STEAM LINE RAD C	3892.25	mR/hr	N/A	N/A	GOOD
NAR04	NAR-04	MAIN STEAM LINE RAD D	4040.09	mR/hr	N/A	N/A	GOOD

11/02/2000 04:30 PM

GROUP DISPLAY FOR E_CSRAD
E-PLAN CNTRL STR AND RADWASTE

POINT ID		DESCRIPTION	CURRENT VALUE	UNITS	LOW ALARM COUNTS	HIGH/ALARM SENSOR	QUAL
PAR38	ARM-38	RAD CHEM LAB	0.03	mR/hr	N/A	4	GOOD
PAR39	ARM-39	MAIN CONTROL ROOM	0.21	mR/hr	N/A	4	GOOD
PAR37	ARM-37	STBY GAS TREAT RM	0.03	mR/hr	N/A	4	GOOD
PAR34	ARM-34	RW STOR/EQUIP AR	0.20	mR/hr	N/A	15	GOOD
PAR33	ARM-33	RAD WASTE CTRL RM	0.41	mR/hr	N/A	15	GOOD

11/02/2000 04:35 PM

GROUP DISPLAY FOR E_ARMHI
E-PLAN HI RANGE ARM READINGS

POINT ID		DESCRIPTION	CURRENT VALUE	UNITS	LOW ALARM COUNTS	HIGH/ALARM SENSOR	QUAL
PAR48	ARM-48	HPCI PP TURB*RM	0.24	R/hr	N/A	10	GOOD
PAR49	ARM-49	REFUEL FLOOR AREA	0.42	R/hr	N/A	10	GOOD
PAR50	ARM-50	CRD NORTH	0.28	R/hr	N/A	10	GOOD
PAR51	ARM-51	CRD SOUTH	0.42	R/hr	N/A	10	GOOD
PAR52	ARM-52	RWCU RECIRC PP ACC	0.51	R/hr	N/A	10	GOOD
PAR53	ARM-53	ACCS TO REM SHUTD	0.32	R/hr	N/A	10	GOOD
PAR54	ARM-54	FUEL POOL PP RM	0.22	R/hr	N/A	10	GOOD
PAR55	ARM-55	RHR A*C PP ROOM	0.17	R/hr	N/A	10	GOOD
PAR56	ARM-56	RHR B*D PP ROOM	0.47	R/hr	N/A	10	GOOD
PAR57	ARM-57	RCIC PP*TURB RM	0.39	R/hr	N/A	10	GOOD

11/02/2000 04:35 PM

GROUP DISPLAY FOR E_RADMON
E-PLAN PROCESS RAD MONITOR

POINT ID		DESCRIPTION	CURRENT VALUE	UNITS	LOW ALARM COUNTS	HIGH/ALARM SENSOR	QUAL
NAR07	NAR-07	RBCCW RAD	7.89	CPS	N/A	N/A	GOOD
NAR08	NAR-08	SW EFFLUENT RAD	773.95	CPS	N/A	N/A	GOOD
MAR01	MAR-01	CNTM ACC HI RAD A	8.03	R/hr	N/A	N/A	GOOD
MAR02	MAR-02	CNTM ACC HI RAD B	5.09	R/hr	N/A	N/A	GOOD
NAR05	NAR-05	OFFGAS PRETREAT RAD A	26.87	mR/hr	N/A	N/A	GOOD
NAR06	NAR-06	OFFGAS PRETREAT RAD B	40.67	mR/hr	N/A	N/A	GOOD
NAR01	NAR-01	MAIN STEAM LINE RAD A	3269.10	mR/hr	N/A	N/A	GOOD
NAR02	NAR-02	MAIN STEAM LINE RAD B	2958.11	mR/hr	N/A	N/A	GOOD
NAR03	NAR-03	MAIN STEAM LINE RAD C	3888.88	mR/hr	N/A	N/A	GOOD
NAR04	NAR-04	MAIN STEAM LINE RAD D	4046.41	mR/hr	N/A	N/A	GOOD

11/02/2000 04:35 PM

GROUP DISPLAY FOR E_CSRAD
E-PLAN CNTRL STR AND RADWASTE

POINT ID		DESCRIPTION	CURRENT VALUE	UNITS	LOW ALARM COUNTS	HIGH/ALARM SENSOR	QUAL
PAR38	ARM-38	RAD CHEM LAB	0.03	mR/hr	N/A	4	GOOD
PAR39	ARM-39	MAIN CONTROL ROOM	0.20	mR/hr	N/A	4	GOOD
PAR37	ARM-37	STBY GAS TREAT RM	0.03	mR/hr	N/A	4	GOOD
PAR34	ARM-34	RW STOR/EQUIP AR	0.20	mR/hr	N/A	15	GOOD
PAR33	ARM-33	RAD WASTE CTRL RM	0.40	mR/hr	N/A	15	GOOD

11/02/2000 04:40 PM

GROUP DISPLAY FOR E_ARMHI
E-PLAN HI RANGE ARM READINGS

POINT ID		DESCRIPTION	CURRENT VALUE	UNITS	LOW ALARM COUNTS	HIGH/ALARM SENSOR	QUAL
PAR48	ARM-48	HPCI PP TURB*RM	0.23	R/hr	N/A	10	GOOD
PAR49	ARM-49	REFUEL FLOOR AREA	0.42	R/hr	N/A	10	GOOD
PAR50	ARM-50	CRD NORTH	0.28	R/hr	N/A	10	GOOD
PAR51	ARM-51	CRD SOUTH	0.42	R/hr	N/A	10	GOOD
PAR52	ARM-52	RWCU RECIRC PP ACC	0.50	R/hr	N/A	10	GOOD
PAR53	ARM-53	ACCS TO REM SHUTD	0.31	R/hr	N/A	10	GOOD
PAR54	ARM-54	FUEL POOL PP RM	0.21	R/hr	N/A	10	GOOD
PAR55	ARM-55	RHR A*C PP ROOM	0.16	R/hr	N/A	10	GOOD
PAR56	ARM-56	RHR B*D PP ROOM	0.45	R/hr	N/A	10	GOOD
PAR57	ARM-57	RCIC PP*TURB RM	0.39	R/hr	N/A	10	GOOD

11/02/2000 04:40 PM

GROUP DISPLAY FOR E_RADMON
E-PLAN PROCESS RAD MONITOR

POINT ID		DESCRIPTION	CURRENT VALUE	UNITS	LOW ALARM COUNTS	HIGH/ALARM SENSOR	QUAL
NAR07	NAR-07	RBCCW RAD	7.81	CPS	N/A	N/A	GOOD
NAR08	NAR-08	SW EFFLUENT RAD	774.67	CPS	N/A	N/A	GOOD
MAR01	MAR-01	CNTM ACC HI RAD A	8.01	R/hr	N/A	N/A	GOOD
MAR02	MAR-02	CNTM ACC HI RAD B	5.02	R/hr	N/A	N/A	GOOD
NAR05	NAR-05	OFFGAS PRETREAT RAD A	27.22	mR/hr	N/A	N/A	GOOD
NAR06	NAR-06	OFFGAS PRETREAT RAD B	41.29	mR/hr	N/A	N/A	GOOD
NAR01	NAR-01	MAIN STEAM LINE RAD A	3258.92	mR/hr	N/A	N/A	GOOD
NAR02	NAR-02	MAIN STEAM LINE RAD B	2965.79	mR/hr	N/A	N/A	GOOD
NAR03	NAR-03	MAIN STEAM LINE RAD C	3905.62	mR/hr	N/A	N/A	GOOD
NAR04	NAR-04	MAIN STEAM LINE RAD D	4040.63	mR/hr	N/A	N/A	GOOD

11/02/2000 04:40 PM

GROUP DISPLAY FOR E_CSRAD
E-PLAN CNTRL STR AND RADWASTE

POINT ID		DESCRIPTION	CURRENT VALUE	UNITS	LOW ALARM COUNTS	HIGH/ALARM SENSOR	QUAL
PAR38	ARM-38	RAD CHEM LAB	0.03	mR/hr	N/A	4	GOOD
PAR39	ARM-39	MAIN CONTROL ROOM	0.21	mR/hr	N/A	4	GOOD
PAR37	ARM-37	STBY GAS TREAT RM	0.03	mR/hr	N/A	4	GOOD
PAR34	ARM-34	RW STOR/EQUIP AR	0.21	mR/hr	N/A	15	GOOD
PAR33	ARM-33	RAD WASTE CTRL RM	0.41	mR/hr	N/A	15	GOOD

11/02/2000 04:45 PM

GROUP DISPLAY FOR E_ARMHI
E-PLAN HI RANGE ARM READINGS

POINT ID		DESCRIPTION	CURRENT VALUE	UNITS	LOW ALARM COUNTS	HIGH/ALARM SENSOR	QUAL
PAR48	ARM-48	HPCI PP TURB*RM	0.24	R/hr	N/A	10	GOOD
PAR49	ARM-49	REFUEL FLOOR AREA	0.41	R/hr	N/A	10	GOOD
PAR50	ARM-50	CRD NORTH	0.28	R/hr	N/A	10	GOOD
PAR51	ARM-51	CRD SOUTH	0.42	R/hr	N/A	10	GOOD
PAR52	ARM-52	RWCU RECIRC PP ACC	0.50	R/hr	N/A	10	GOOD
PAR53	ARM-53	ACCS TO REM SHUTD	0.31	R/hr	N/A	10	GOOD
PAR54	ARM-54	FUEL POOL PP RM	0.21	R/hr	N/A	10	GOOD
PAR55	ARM-55	RHR A*C PP ROOM	0.17	R/hr	N/A	10	GOOD
PAR56	ARM-56	RHR B*D PP ROOM	0.48	R/hr	N/A	10	GOOD
PAR57	ARM-57	RCIC PP*TURB RM	0.39	R/hr	N/A	10	GOOD

11/02/2000 04:45 PM

GROUP DISPLAY FOR E_RADMON
E-PLAN PROCESS RAD MONITOR

POINT ID		DESCRIPTION	CURRENT VALUE	UNITS	LOW ALARM COUNTS	HIGH/ALARM SENSOR	QUAL
NAR07	NAR-07	RBCCW RAD	7.82	CPS	N/A	N/A	GOOD
NAR08	NAR-08	SW EFFLUENT RAD	776.14	CPS	N/A	N/A	GOOD
MAR01	MAR-01	CNTM ACC HI RAD A	8.02	R/hr	N/A	N/A	GOOD
MAR02	MAR-02	CNTM ACC HI RAD B	5.05	R/hr	N/A	N/A	GOOD
NAR05	NAR-05	OFFGAS PRETREAT RAD A	27.37	mR/hr	N/A	N/A	GOOD
NAR06	NAR-06	OFFGAS PRETREAT RAD B	40.88	mR/hr	N/A	N/A	GOOD
NAR01	NAR-01	MAIN STEAM LINE RAD A	3266.01	mR/hr	N/A	N/A	GOOD
NAR02	NAR-02	MAIN STEAM LINE RAD B	2972.23	mR/hr	N/A	N/A	GOOD
NAR03	NAR-03	MAIN STEAM LINE RAD C	3906.76	mR/hr	N/A	N/A	GOOD
NAR04	NAR-04	MAIN STEAM LINE RAD D	4053.36	mR/hr	N/A	N/A	GOOD

11/02/2000 04:45 PM

GROUP DISPLAY FOR E_CSRAD
E-PLAN CNTRL STR AND RADWASTE

POINT ID		DESCRIPTION	CURRENT VALUE	UNITS	LOW ALARM COUNTS	HIGH/ALARM SENSOR	QUAL
PAR38	ARM-38	RAD CHEM LAB	0.03	mR/hr	N/A	4	GOOD
PAR39	ARM-39	MAIN CONTROL ROOM	0.21	mR/hr	N/A	4	GOOD
PAR37	ARM-37	STBY GAS TREAT RM	0.03	mR/hr	N/A	4	GOOD
PAR34	ARM-34	RW STOR/EQUIP AR	0.21	mR/hr	N/A	15	GOOD
PAR33	ARM-33	RAD WASTE CTRL RM	0.40	mR/hr	N/A	15	GOOD

11/02/2000 04:50 PM

GROUP DISPLAY FOR E_ARMHI
E-PLAN HI RANGE ARM READINGS

POINT ID		DESCRIPTION	CURRENT VALUE	UNITS	LOW ALARM COUNTS	HIGH/ALARM SENSOR	QUAL
PAR48	ARM-48	HPCI PP TURB*RM	0.23	R/hr	N/A	10	GOOD
PAR49	ARM-49	REFUEL FLOOR AREA	0.42	R/hr	N/A	10	GOOD
PAR50	ARM-50	CRD NORTH	0.29	R/hr	N/A	10	GOOD
PAR51	ARM-51	CRD SOUTH	0.42	R/hr	N/A	10	GOOD
PAR52	ARM-52	RWCU RECIRC PP ACC	0.51	R/hr	N/A	10	GOOD
PAR53	ARM-53	ACCS TO REM SHUTD	0.32	R/hr	N/A	10	GOOD
PAR54	ARM-54	FUEL POOL PP RM	0.21	R/hr	N/A	10	GOOD
PAR55	ARM-55	RHR A*C PP ROOM	0.16	R/hr	N/A	10	GOOD
PAR56	ARM-56	RHR B*D PP ROOM	0.45	R/hr	N/A	10	GOOD
PAR57	ARM-57	RCIC PP*TURB RM	0.42	R/hr	N/A	10	GOOD

11/02/2000 04:50 PM

GROUP DISPLAY FOR E_RADMON
E-PLAN PROCESS RAD MONITOR

POINT ID		DESCRIPTION	CURRENT VALUE	UNITS	LOW ALARM COUNTS	HIGH/ALARM SENSOR	QUAL
NAR07	NAR-07	RBCCW RAD	7.87	CPS	N/A	N/A	GOOD
NAR08	NAR-08	SW EFFLUENT RAD	774.00	CPS	N/A	N/A	GOOD
MAR01	MAR-01	CNTM ACC HI RAD A	8.01	R/hr	N/A	N/A	GOOD
MAR02	MAR-02	CNTM ACC HI RAD B	5.03	R/hr	N/A	N/A	GOOD
NAR05	NAR-05	OFFGAS PRETREAT RAD A	27.15	mR/hr	N/A	N/A	GOOD
NAR06	NAR-06	OFFGAS PRETREAT RAD B	40.87	mR/hr	N/A	N/A	GOOD
NAR01	NAR-01	MAIN STEAM LINE RAD A	3267.19	mR/hr	N/A	N/A	GOOD
NAR02	NAR-02	MAIN STEAM LINE RAD B	2966.96	mR/hr	N/A	N/A	GOOD
NAR03	NAR-03	MAIN STEAM LINE RAD C	3894.93	mR/hr	N/A	N/A	GOOD
NAR04	NAR-04	MAIN STEAM LINE RAD D	4050.28	mR/hr	N/A	N/A	GOOD

11/02/2000 04:50 PM

GROUP DISPLAY FOR E_CSRAD
E-PLAN CNTRL STR AND RADWASTE

POINT ID		DESCRIPTION	CURRENT VALUE	UNITS	LOW ALARM COUNTS	HIGH/ALARM SENSOR	QUAL
PAR38	ARM-38	RAD CHEM LAB	0.03	mR/hr	N/A	4	GOOD
PAR39	ARM-39	MAIN CONTROL ROOM	0.20	mR/hr	N/A	4	GOOD
PAR37	ARM-37	STBY GAS TREAT RM	0.03	mR/hr	N/A	4	GOOD
PAR34	ARM-34	RW STOR/EQUIP AR	0.20	mR/hr	N/A	15	GOOD
PAR33	ARM-33	RAD WASTE CTRL RM	0.40	mR/hr	N/A	15	GOOD

11/02/2000 04:55 PM

GROUP DISPLAY FOR E_ARMHI
E-PLAN HI RANGE ARM READINGS

POINT ID		DESCRIPTION	CURRENT VALUE	UNITS	LOW ALARM COUNTS	HIGH/ALARM SENSOR	QUAL
PAR48	ARM-48	HPCI PP TURB*RM	0.24	R/hr	N/A	10	GOOD
PAR49	ARM-49	REFUEL FLOOR AREA	0.42	R/hr	N/A	10	GOOD
PAR50	ARM-50	CRD NORTH	0.29	R/hr	N/A	10	GOOD
PAR51	ARM-51	CRD SOUTH	0.41	R/hr	N/A	10	GOOD
PAR52	ARM-52	RWCU RECIRC PP ACC	0.51	R/hr	N/A	10	GOOD
PAR53	ARM-53	ACCS TO REM SHUTD	0.31	R/hr	N/A	10	GOOD
PAR54	ARM-54	FUEL POOL PP RM	0.21	R/hr	N/A	10	GOOD
PAR55	ARM-55	RHR A*C PP ROOM	0.16	R/hr	N/A	10	GOOD
PAR56	ARM-56	RHR B*D PP ROOM	0.47	R/hr	N/A	10	GOOD
PAR57	ARM-57	RCIC PP*TURB RM	0.41	R/hr	N/A	10	GOOD

11/02/2000 04:55 PM

GROUP DISPLAY FOR E_RADMON
E-PLAN PROCESS RAD MONITOR

POINT ID		DESCRIPTION	CURRENT VALUE	UNITS	LOW ALARM COUNTS	HIGH/ALARM SENSOR	QUAL
NAR07	NAR-07	RBCCW RAD	7.85	CPS	N/A	N/A	GOOD
NAR08	NAR-08	SW EFFLUENT RAD	777.03	CPS	N/A	N/A	GOOD
MAR01	MAR-01	CNTM ACC HI RAD A	8.03	R/hr	N/A	N/A	GOOD
MAR02	MAR-02	CNTM ACC HI RAD B	5.10	R/hr	N/A	N/A	GOOD
NAR05	NAR-05	OFFGAS PRETREAT RAD A	27.05	mR/hr	N/A	N/A	GOOD
NAR06	NAR-06	OFFGAS PRETREAT RAD B	40.91	mR/hr	N/A	N/A	GOOD
NAR01	NAR-01	MAIN STEAM LINE RAD A	3263.00	mR/hr	N/A	N/A	GOOD
NAR02	NAR-02	MAIN STEAM LINE RAD B	2965.09	mR/hr	N/A	N/A	GOOD
NAR03	NAR-03	MAIN STEAM LINE RAD C	3891.38	mR/hr	N/A	N/A	GOOD
NAR04	NAR-04	MAIN STEAM LINE RAD D	4045.78	mR/hr	N/A	N/A	GOOD

11/02/2000 04:55 PM

GROUP DISPLAY FOR E_CSRAD
E-PLAN CNTRL STR AND RADWASTE

POINT ID		DESCRIPTION	CURRENT VALUE	UNITS	LOW ALARM COUNTS	HIGH/ALARM SENSOR	QUAL
PAR38	ARM-38	RAD CHEM LAB	0.03	mR/hr	N/A	4	GOOD
PAR39	ARM-39	MAIN CONTROL ROOM	0.20	mR/hr	N/A	4	GOOD
PAR37	ARM-37	STBY GAS TREAT RM	0.03	mR/hr	N/A	4	GOOD
PAR34	ARM-34	RW STOR/EQUIP AR	0.21	mR/hr	N/A	15	GOOD
PAR33	ARM-33	RAD WASTE CTRL RM	0.40	mR/hr	N/A	15	GOOD

11/02/2000 05:00 PM

GROUP DISPLAY FOR E_ARMHI
E-PLAN HI RANGE ARM READINGS

POINT ID		DESCRIPTION	CURRENT VALUE	UNITS	LOW ALARM COUNTS	HIGH/ALARM SENSOR	QUAL
PAR48	ARM-48	HPCI PP TURB*RM	0.24	R/hr	N/A	10	GOOD
PAR49	ARM-49	REFUEL FLOOR AREA	0.42	R/hr	N/A	10	GOOD
PAR50	ARM-50	CRD NORTH	0.29	R/hr	N/A	10	GOOD
PAR51	ARM-51	CRD SOUTH	0.41	R/hr	N/A	10	GOOD
PAR52	ARM-52	RWCU RECIRC PP ACC	0.51	R/hr	N/A	10	GOOD
PAR53	ARM-53	ACCS TO REM SHUTD	0.31	R/hr	N/A	10	GOOD
PAR54	ARM-54	FUEL POOL PP RM	0.21	R/hr	N/A	10	GOOD
PAR55	ARM-55	RHR A*C PP ROOM	0.17	R/hr	N/A	10	GOOD
PAR56	ARM-56	RHR B*D PP ROOM	0.48	R/hr	N/A	10	GOOD
PAR57	ARM-57	RCIC PP*TURB RM	0.40	R/hr	N/A	10	GOOD

11/02/2000 05:00 PM

GROUP DISPLAY FOR E_RADMON
E-PLAN PROCESS RAD MONITOR

POINT ID		DESCRIPTION	CURRENT VALUE	UNITS	LOW ALARM COUNTS	HIGH/ALARM SENSOR	QUAL
NAR07	NAR-07	RBCCW RAD	7.81	CPS	N/A	N/A	GOOD
NAR08	NAR-08	SW EFFLUENT RAD	779.78	CPS	N/A	N/A	GOOD
MAR01	MAR-01	CNTM ACC HI RAD A	8.05	R/hr	N/A	N/A	GOOD
MAR02	MAR-02	CNTM ACC HI RAD B	5.01	R/hr	N/A	N/A	GOOD
NAR05	NAR-05	OFFGAS PRETREAT RAD A	26.49	mR/hr	N/A	N/A	GOOD
NAR06	NAR-06	OFFGAS PRETREAT RAD B	41.32	mR/hr	N/A	N/A	GOOD
NAR01	NAR-01	MAIN STEAM LINE RAD A	3254.16	mR/hr	N/A	N/A	GOOD
NAR02	NAR-02	MAIN STEAM LINE RAD B	2960.28	mR/hr	N/A	N/A	GOOD
NAR03	NAR-03	MAIN STEAM LINE RAD C	3894.19	mR/hr	N/A	N/A	GOOD
NAR04	NAR-04	MAIN STEAM LINE RAD D	4043.07	mR/hr	N/A	N/A	GOOD

11/02/2000 05:00 PM

GROUP DISPLAY FOR E_CSRAD
E-PLAN CNTRL STR AND RADWASTE

POINT ID		DESCRIPTION	CURRENT VALUE	UNITS	LOW ALARM COUNTS	HIGH/ALARM SENSOR	QUAL
PAR38	ARM-38	RAD CHEM LAB	0.03	mR/hr	N/A	4	GOOD
PAR39	ARM-39	MAIN CONTROL ROOM	0.21	mR/hr	N/A	4	GOOD
PAR37	ARM-37	STBY GAS TREAT RM	0.03	mR/hr	N/A	4	GOOD
PAR34	ARM-34	RW STOR/EQUIP AR	0.20	mR/hr	N/A	15	GOOD
PAR33	ARM-33	RAD WASTE CTRL RM	0.41	mR/hr	N/A	15	GOOD

11/02/2000 05:05 PM

GROUP DISPLAY FOR E_ARMHI
E-PLAN HI RANGE ARM READINGS

POINT ID		DESCRIPTION	CURRENT VALUE	UNITS	LOW ALARM COUNTS	HIGH/ALARM SENSOR	QUAL
PAR48	ARM-48	HPCI PP TURB*RM	0.54	R/hr	N/A	10	GOOD
PAR49	ARM-49	REFUEL FLOOR AREA	0.42	R/hr	N/A	10	GOOD
PAR50	ARM-50	CRD NORTH	0.43	R/hr	N/A	10	GOOD
PAR51	ARM-51	CRD SOUTH	0.56	R/hr	N/A	10	GOOD
PAR52	ARM-52	RWCU RECIRC PP ACC	0.51	R/hr	N/A	10	GOOD
PAR53	ARM-53	ACCS TO REM SHUTD	0.31	R/hr	N/A	10	GOOD
PAR54	ARM-54	FUEL POOL PP RM	0.21	R/hr	N/A	10	GOOD
PAR55	ARM-55	RHR A*C PP ROOM	0.16	R/hr	N/A	10	GOOD
PAR56	ARM-56	RHR B*D PP ROOM	0.45	R/hr	N/A	10	GOOD
PAR57	ARM-57	RCIC PP*TURB RM	0.41	R/hr	N/A	10	GOOD

11/02/2000 05:05 PM

GROUP DISPLAY FOR E_RADMON
E-PLAN PROCESS RAD MONITOR

POINT ID		DESCRIPTION	CURRENT VALUE	UNITS	LOW ALARM COUNTS	HIGH/ALARM SENSOR	QUAL
NAR07	NAR-07	RBCCW RAD	7.90	CPS	N/A	N/A	GOOD
NAR08	NAR-08	SW EFFLUENT RAD	781.94	CPS	N/A	N/A	GOOD
MAR01	MAR-01	CNTM ACC HI RAD A	8.66	R/hr	N/A	N/A	GOOD
MAR02	MAR-02	CNTM ACC HI RAD B	5.62	R/hr	N/A	N/A	GOOD
NAR05	NAR-05	OFFGAS PRETREAT RAD A	27.23	mR/hr	N/A	N/A	GOOD
NAR06	NAR-06	OFFGAS PRETREAT RAD B	40.58	mR/hr	N/A	N/A	GOOD
NAR01	NAR-01	MAIN STEAM LINE RAD A	22545.25	mR/hr	N/A	N/A	GOOD
NAR02	NAR-02	MAIN STEAM LINE RAD B	21724.53	mR/hr	N/A	N/A	GOOD
NAR03	NAR-03	MAIN STEAM LINE RAD C	24766.64	mR/hr	N/A	N/A	GOOD
NAR04	NAR-04	MAIN STEAM LINE RAD D	23477.76	mR/hr	N/A	N/A	GOOD

11/02/2000 05:05 PM

GROUP DISPLAY FOR E_CSRAD
E-PLAN CNTRL STR AND RADWASTE

POINT ID		DESCRIPTION	CURRENT VALUE	UNITS	LOW ALARM COUNTS	HIGH/ALARM SENSOR	QUAL
PAR38	ARM-38	RAD CHEM LAB	0.03	mR/hr	N/A	4	GOOD
PAR39	ARM-39	MAIN CONTROL ROOM	0.21	mR/hr	N/A	4	GOOD
PAR37	ARM-37	STBY GAS TREAT RM	0.03	mR/hr	N/A	4	GOOD
PAR34	ARM-34	RW STOR/EQUIP AR	0.20	mR/hr	N/A	15	GOOD
PAR33	ARM-33	RAD WASTE CTRL RM	0.40	mR/hr	N/A	15	GOOD

11/02/2000 05:10 PM

GROUP DISPLAY FOR E_ARMHI
E-PLAN HI RANGE ARM READINGS

POINT ID		DESCRIPTION	CURRENT VALUE	UNITS	LOW ALARM COUNTS	HIGH/ALARM SENSOR	QUAL
PAR48	ARM-48	HPCI PP TURB*RM	0.50	R/hr	N/A	10	GOOD
PAR49	ARM-49	REFUEL FLOOR AREA	0.41	R/hr	N/A	10	GOOD
PAR50	ARM-50	CRD NORTH	0.43	R/hr	N/A	10	GOOD
PAR51	ARM-51	CRD SOUTH	0.56	R/hr	N/A	10	GOOD
PAR52	ARM-52	RWCU RECIRC PP ACC	0.50	R/hr	N/A	10	GOOD
PAR53	ARM-53	ACCS TO REM SHUTD	0.32	R/hr	N/A	10	GOOD
PAR54	ARM-54	FUEL POOL PP RM	0.21	R/hr	N/A	10	GOOD
PAR55	ARM-55	RHR A*C PP ROOM	0.16	R/hr	N/A	10	GOOD
PAR56	ARM-56	RHR B*D PP ROOM	0.47	R/hr	N/A	10	GOOD
PAR57	ARM-57	RCIC PP*TURB RM	0.40	R/hr	N/A	10	GOOD

11/02/2000 05:10 PM

GROUP DISPLAY FOR E_RADMON
E-PLAN PROCESS RAD MONITOR

POINT ID		DESCRIPTION	CURRENT VALUE	UNITS	LOW ALARM COUNTS	HIGH/ALARM SENSOR	QUAL
NAR07	NAR-07	RBCCW RAD	7.89	CPS	N/A	N/A	GOOD
NAR08	NAR-08	SW EFFLUENT RAD	777.34	CPS	N/A	N/A	GOOD
MAR01	MAR-01	CNTM ACC HI RAD A	8.56	R/hr	N/A	N/A	GOOD
MAR02	MAR-02	CNTM ACC HI RAD B	5.63	R/hr	N/A	N/A	GOOD
NAR05	NAR-05	OFFGAS PRETREAT RAD A	26.99	mR/hr	N/A	N/A	GOOD
NAR06	NAR-06	OFFGAS PRETREAT RAD B	41.47	mR/hr	N/A	N/A	GOOD
NAR01	NAR-01	MAIN STEAM LINE RAD A	20241.24	mR/hr	N/A	N/A	GOOD
NAR02	NAR-02	MAIN STEAM LINE RAD B	19498.74	mR/hr	N/A	N/A	GOOD
NAR03	NAR-03	MAIN STEAM LINE RAD C	22283.56	mR/hr	N/A	N/A	GOOD
NAR04	NAR-04	MAIN STEAM LINE RAD D	21162.14	mR/hr	N/A	N/A	GOOD

11/02/2000 05:10 PM

GROUP DISPLAY FOR E_CSRAD
E-PLAN CNTRL STR AND RADWASTE

POINT ID		DESCRIPTION	CURRENT VALUE	UNITS	LOW ALARM COUNTS	HIGH/ALARM SENSOR	QUAL
PAR38	ARM-38	RAD CHEM LAB	0.03	mR/hr	N/A	4	GOOD
PAR39	ARM-39	MAIN CONTROL ROOM	0.20	mR/hr	N/A	4	GOOD
PAR37	ARM-37	STBY GAS TREAT RM	0.03	mR/hr	N/A	4	GOOD
PAR34	ARM-34	RW STOR/EQUIP AR	0.21	mR/hr	N/A	15	GOOD
PAR33	ARM-33	RAD WASTE CTRL RM	0.41	mR/hr	N/A	15	GOOD

11/02/2000 05:15 PM

GROUP DISPLAY FOR E_ARMHI
E-PLAN HI RANGE ARM READINGS

POINT ID		DESCRIPTION	CURRENT VALUE	UNITS	LOW ALARM COUNTS	HIGH/ALARM SENSOR	QUAL
PAR48	ARM-48	HPCI PP TURB*RM	0.49	R/hr	N/A	10	GOOD
PAR49	ARM-49	REFUEL FLOOR AREA	0.42	R/hr	N/A	10	GOOD
PAR50	ARM-50	CRD NORTH	0.42	R/hr	N/A	10	GOOD
PAR51	ARM-51	CRD SOUTH	0.56	R/hr	N/A	10	GOOD
PAR52	ARM-52	RWCU RECIRC PP ACC	0.50	R/hr	N/A	10	GOOD
PAR53	ARM-53	ACCS TO REM SHUTD	0.31	R/hr	N/A	10	GOOD
PAR54	ARM-54	FUEL POOL PP RM	0.22	R/hr	N/A	10	GOOD
PAR55	ARM-55	RHR A*C PP ROOM	0.19	R/hr	N/A	10	GOOD
PAR56	ARM-56	RHR B*D PP ROOM	0.45	R/hr	N/A	10	GOOD
PAR57	ARM-57	RCIC PP*TURB RM	0.40	R/hr	N/A	10	GOOD

11/02/2000 05:15 PM

GROUP DISPLAY FOR E_RADMON
E-PLAN PROCESS RAD MONITOR

POINT ID		DESCRIPTION	CURRENT VALUE	UNITS	LOW ALARM COUNTS	HIGH/ALARM SENSOR	QUAL
NAR07	NAR-07	RBCCW RAD	7.89	CPS	N/A	N/A	GOOD
NAR08	NAR-08	SW EFFLUENT RAD	774.08	CPS	N/A	N/A	GOOD
MAR01	MAR-01	CNTM ACC HI RAD A	8.53	R/hr	N/A	N/A	GOOD
MAR02	MAR-02	CNTM ACC HI RAD B	5.59	R/hr	N/A	N/A	GOOD
NAR05	NAR-05	OFFGAS PRETREAT RAD A	27.07	mR/hr	N/A	N/A	GOOD
NAR06	NAR-06	OFFGAS PRETREAT RAD B	41.39	mR/hr	N/A	N/A	GOOD
NAR01	NAR-01	MAIN STEAM LINE RAD A	19075.63	mR/hr	N/A	N/A	GOOD
NAR02	NAR-02	MAIN STEAM LINE RAD B	18344.11	mR/hr	N/A	N/A	GOOD
NAR03	NAR-03	MAIN STEAM LINE RAD C	21008.57	mR/hr	N/A	N/A	GOOD
NAR04	NAR-04	MAIN STEAM LINE RAD D	19974.51	mR/hr	N/A	N/A	GOOD

11/02/2000 05:15 PM

GROUP DISPLAY FOR E_CSRAD
E-PLAN CNTRL STR AND RADWASTE

POINT ID		DESCRIPTION	CURRENT VALUE	UNITS	LOW ALARM COUNTS	HIGH/ALARM SENSOR	QUAL
PAR38	ARM-38	RAD CHEM LAB	0.03	mR/hr	N/A	4	GOOD
PAR39	ARM-39	MAIN CONTROL ROOM	0.21	mR/hr	N/A	4	GOOD
PAR37	ARM-37	STBY GAS TREAT RM	0.03	mR/hr	N/A	4	GOOD
PAR34	ARM-34	RW STOR/EQUIP AR	0.20	mR/hr	N/A	15	GOOD
PAR33	ARM-33	RAD WASTE CTRL RM	0.41	mR/hr	N/A	15	GOOD

11/02/2000 05:20 PM

GROUP DISPLAY FOR E_ARMHI
E-PLAN HI RANGE ARM READINGS

POINT ID		DESCRIPTION	CURRENT VALUE	UNITS	LOW ALARM COUNTS	HIGH/ALARM SENSOR	QUAL
PAR48	ARM-48	HPCI PP TURB*RM	0.47	R/hr	N/A	10	GOOD
PAR49	ARM-49	REFUEL FLOOR AREA	0.41	R/hr	N/A	10	GOOD
PAR50	ARM-50	CRD NORTH	0.42	R/hr	N/A	10	GOOD
PAR51	ARM-51	CRD SOUTH	0.55	R/hr	N/A	10	GOOD
PAR52	ARM-52	RWCU RECIRC PP ACC	0.51	R/hr	N/A	10	GOOD
PAR53	ARM-53	ACCS TO REM SHUTD	0.31	R/hr	N/A	10	GOOD
PAR54	ARM-54	FUEL POOL PP RM	0.21	R/hr	N/A	10	GOOD
PAR55	ARM-55	RHR A*C PP ROOM	0.17	R/hr	N/A	10	GOOD
PAR56	ARM-56	RHR B*D PP ROOM	0.46	R/hr	N/A	10	GOOD
PAR57	ARM-57	RCIC PP*TURB RM	0.40	R/hr	N/A	10	GOOD

11/02/2000 05:20 PM

GROUP DISPLAY FOR E_RADMON
E-PLAN PROCESS RAD MONITOR

POINT ID		DESCRIPTION	CURRENT VALUE	UNITS	LOW ALARM COUNTS	HIGH/ALARM SENSOR	QUAL
NAR07	NAR-07	RBCCW RAD	7.81	CPS	N/A	N/A	GOOD
NAR08	NAR-08	SW EFFLUENT RAD	778.70	CPS	N/A	N/A	GOOD
MAR01	MAR-01	CNTM ACC HI RAD A	8.48	R/hr	N/A	N/A	GOOD
MAR02	MAR-02	CNTM ACC HI RAD B	5.50	R/hr	N/A	N/A	GOOD
NAR05	NAR-05	OFFGAS PRETREAT RAD A	27.13	mR/hr	N/A	N/A	GOOD
NAR06	NAR-06	OFFGAS PRETREAT RAD B	40.67	mR/hr	N/A	N/A	GOOD
NAR01	NAR-01	MAIN STEAM LINE RAD A	18305.11	mR/hr	N/A	N/A	GOOD
NAR02	NAR-02	MAIN STEAM LINE RAD B	17620.03	mR/hr	N/A	N/A	GOOD
NAR03	NAR-03	MAIN STEAM LINE RAD C	20178.58	mR/hr	N/A	N/A	GOOD
NAR04	NAR-04	MAIN STEAM LINE RAD D	19207.78	mR/hr	N/A	N/A	GOOD

11/02/2000 05:20 PM

GROUP DISPLAY FOR E_CSRAD
E-PLAN CNTRL STR AND RADWASTE

POINT ID		DESCRIPTION	CURRENT VALUE	UNITS	LOW ALARM COUNTS	HIGH/ALARM SENSOR	QUAL
PAR38	ARM-38	RAD CHEM LAB	0.03	mR/hr	N/A	4	GOOD
PAR39	ARM-39	MAIN CONTROL ROOM	0.20	mR/hr	N/A	4	GOOD
PAR37	ARM-37	STBY GAS TREAT RM	0.03	mR/hr	N/A	4	GOOD
PAR34	ARM-34	RW STOR/EQUIP AR	0.21	mR/hr	N/A	15	GOOD
PAR33	ARM-33	RAD WASTE CTRL RM	0.40	mR/hr	N/A	15	GOOD

11/02/2000 05:25 PM

GROUP DISPLAY FOR E_ARMHI
E-PLAN HI RANGE ARM READINGS

POINT ID		DESCRIPTION	CURRENT VALUE	UNITS	LOW ALARM COUNTS	HIGH/ALARM SENSOR	QUAL
PAR48	ARM-48	HPCI PP TURB*RM	0.47	R/hr	N/A	10	GOOD
PAR49	ARM-49	REFUEL FLOOR AREA	0.41	R/hr	N/A	10	GOOD
PAR50	ARM-50	CRD NORTH	0.42	R/hr	N/A	10	GOOD
PAR51	ARM-51	CRD SOUTH	0.54	R/hr	N/A	10	GOOD
PAR52	ARM-52	RWCU RECIRC PP ACC	0.50	R/hr	N/A	10	GOOD
PAR53	ARM-53	ACCS TO REM SHUTD	0.31	R/hr	N/A	10	GOOD
PAR54	ARM-54	FUEL POOL PP RM	0.22	R/hr	N/A	10	GOOD
PAR55	ARM-55	RHR A*C PP ROOM	0.17	R/hr	N/A	10	GOOD
PAR56	ARM-56	RHR B*D PP ROOM	0.46	R/hr	N/A	10	GOOD
PAR57	ARM-57	RCIC PP*TURB RM	0.39	R/hr	N/A	10	GOOD

11/02/2000 05:25 PM

GROUP DISPLAY FOR E_RADMON
E-PLAN PROCESS RAD MONITOR

POINT ID		DESCRIPTION	CURRENT VALUE	UNITS	LOW ALARM COUNTS	HIGH/ALARM SENSOR	QUAL
NAR07	NAR-07	RBCCW RAD	7.82	CPS	N/A	N/A	GOOD
NAR08	NAR-08	SW EFFLUENT RAD	778.92	CPS	N/A	N/A	GOOD
MAR01	MAR-01	CNTM ACC HI RAD A	8.52	R/hr	N/A	N/A	GOOD
MAR02	MAR-02	CNTM ACC HI RAD B	5.50	R/hr	N/A	N/A	GOOD
NAR05	NAR-05	OFFGAS PRETREAT RAD A	27.29	mR/hr	N/A	N/A	GOOD
NAR06	NAR-06	OFFGAS PRETREAT RAD B	40.74	mR/hr	N/A	N/A	GOOD
NAR01	NAR-01	MAIN STEAM LINE RAD A	17714.07	mR/hr	N/A	N/A	GOOD
NAR02	NAR-02	MAIN STEAM LINE RAD B	17029.17	mR/hr	N/A	N/A	GOOD
NAR03	NAR-03	MAIN STEAM LINE RAD C	19543.04	mR/hr	N/A	N/A	GOOD
NAR04	NAR-04	MAIN STEAM LINE RAD D	18613.82	mR/hr	N/A	N/A	GOOD

11/02/2000 05:25 PM

GROUP DISPLAY FOR E_CSRAD
E-PLAN CNTRL STR AND RADWASTE

POINT ID		DESCRIPTION	CURRENT VALUE	UNITS	LOW ALARM COUNTS	HIGH/ALARM SENSOR	QUAL
PAR38	ARM-38	RAD CHEM LAB	0.03	mR/hr	N/A	4	GOOD
PAR39	ARM-39	MAIN CONTROL ROOM	0.20	mR/hr	N/A	4	GOOD
PAR37	ARM-37	STBY GAS TREAT RM	0.03	mR/hr	N/A	4	GOOD
PAR34	ARM-34	RW STOR/EQUIP AR	0.20	mR/hr	N/A	15	GOOD
PAR33	ARM-33	RAD WASTE CTRL RM	0.41	mR/hr	N/A	15	GOOD

11/02/2000 05:30 PM

GROUP DISPLAY FOR E_ARMHI
E-PLAN HI RANGE ARM READINGS

POINT ID		DESCRIPTION	CURRENT VALUE	UNITS	LOW ALARM COUNTS	HIGH/ALARM SENSOR	QUAL
PAR48	ARM-48	HPCI PP TURB*RM	0.45	R/hr	N/A	10	GOOD
PAR49	ARM-49	REFUEL FLOOR AREA	0.41	R/hr	N/A	10	GOOD
PAR50	ARM-50	CRD NORTH	0.41	R/hr	N/A	10	GOOD
PAR51	ARM-51	CRD SOUTH	0.54	R/hr	N/A	10	GOOD
PAR52	ARM-52	RWCU RECIRC PP ACC	0.50	R/hr	N/A	10	GOOD
PAR53	ARM-53	ACCS TO REM SHUTD	0.32	R/hr	N/A	10	GOOD
PAR54	ARM-54	FUEL POOL PP RM	0.21	R/hr	N/A	10	GOOD
PAR55	ARM-55	RHR A*C PP ROOM	0.18	R/hr	N/A	10	GOOD
PAR56	ARM-56	RHR B*D PP ROOM	0.45	R/hr	N/A	10	GOOD
PAR57	ARM-57	RCIC PP*TURB RM	0.39	R/hr	N/A	10	GOOD

11/02/2000 05:30 PM

GROUP DISPLAY FOR E_RADMON
E-PLAN PROCESS RAD MONITOR

POINT ID		DESCRIPTION	CURRENT VALUE	UNITS	LOW ALARM COUNTS	HIGH/ALARM SENSOR	QUAL
NAR07	NAR-07	RBCCW RAD	7.86	CPS	N/A	N/A	GOOD
NAR08	NAR-08	SW EFFLUENT RAD	782.40	CPS	N/A	N/A	GOOD
MAR01	MAR-01	CNTM ACC HI RAD A	8.53	R/hr	N/A	N/A	GOOD
MAR02	MAR-02	CNTM ACC HI RAD B	5.46	R/hr	N/A	N/A	GOOD
NAR05	NAR-05	OFFGAS PRETREAT RAD A	27.20	mR/hr	N/A	N/A	GOOD
NAR06	NAR-06	OFFGAS PRETREAT RAD B	41.42	mR/hr	N/A	N/A	GOOD
NAR01	NAR-01	MAIN STEAM LINE RAD A	17189.80	mR/hr	N/A	N/A	GOOD
NAR02	NAR-02	MAIN STEAM LINE RAD B	16523.32	mR/hr	N/A	N/A	GOOD
NAR03	NAR-03	MAIN STEAM LINE RAD C	18975.98	mR/hr	N/A	N/A	GOOD
NAR04	NAR-04	MAIN STEAM LINE RAD D	18091.14	mR/hr	N/A	N/A	GOOD

11/02/2000 05:30 PM

GROUP DISPLAY FOR E_CSRAD
E-PLAN CNTRL STR AND RADWASTE

POINT ID		DESCRIPTION	CURRENT VALUE	UNITS	LOW ALARM COUNTS	HIGH/ALARM SENSOR	QUAL
PAR38	ARM-38	RAD CHEM LAB	0.03	mR/hr	N/A	4	GOOD
PAR39	ARM-39	MAIN CONTROL ROOM	0.21	mR/hr	N/A	4	GOOD
PAR37	ARM-37	STBY GAS TREAT RM	0.03	mR/hr	N/A	4	GOOD
PAR34	ARM-34	RW STOR/EQUIP AR	0.21	mR/hr	N/A	15	GOOD
PAR33	ARM-33	RAD WASTE CTRL RM	0.41	mR/hr	N/A	15	GOOD

11/02/2000 05:35 PM

GROUP DISPLAY FOR E_ARMHI
E-PLAN HI RANGE ARM READINGS

POINT ID		DESCRIPTION	CURRENT VALUE	UNITS	LOW ALARM COUNTS	HIGH/ALARM SENSOR	QUAL
PAR48	ARM-48	HPCI PP TURB*RM	0.45	R/hr	N/A	10	GOOD
PAR49	ARM-49	REFUEL FLOOR AREA	0.41	R/hr	N/A	10	GOOD
PAR50	ARM-50	CRD NORTH	0.41	R/hr	N/A	10	GOOD
PAR51	ARM-51	CRD SOUTH	0.54	R/hr	N/A	10	GOOD
PAR52	ARM-52	RWCU RECIRC PP ACC	0.50	R/hr	N/A	10	GOOD
PAR53	ARM-53	ACCS TO REM SHUTD	0.32	R/hr	N/A	10	GOOD
PAR54	ARM-54	FUEL POOL PP RM	0.21	R/hr	N/A	10	GOOD
PAR55	ARM-55	RHR A*C PP ROOM	0.19	R/hr	N/A	10	GOOD
PAR56	ARM-56	RHR B*D PP ROOM	0.44	R/hr	N/A	10	GOOD
PAR57	ARM-57	RCIC PP*TURB RM	0.38	R/hr	N/A	10	GOOD

11/02/2000 05:35 PM

GROUP DISPLAY FOR E_RADMON
E-PLAN PROCESS RAD MONITOR

POINT ID		DESCRIPTION	CURRENT VALUE	UNITS	LOW ALARM COUNTS	HIGH/ALARM SENSOR	QUAL
NAR07	NAR-07	RBCCW RAD	7.81	CPS	N/A	N/A	GOOD
NAR08	NAR-08	SW EFFLUENT RAD	779.40	CPS	N/A	N/A	GOOD
MAR01	MAR-01	CNTM ACC HI RAD A	8.44	R/hr	N/A	N/A	GOOD
MAR02	MAR-02	CNTM ACC HI RAD B	5.47	R/hr	N/A	N/A	GOOD
NAR05	NAR-05	OFFGAS PRETREAT RAD A	26.60	mR/hr	N/A	N/A	GOOD
NAR06	NAR-06	OFFGAS PRETREAT RAD B	40.95	mR/hr	N/A	N/A	GOOD
NAR01	NAR-01	MAIN STEAM LINE RAD A	16733.85	mR/hr	N/A	N/A	GOOD
NAR02	NAR-02	MAIN STEAM LINE RAD B	16085.93	mR/hr	N/A	N/A	GOOD
NAR03	NAR-03	MAIN STEAM LINE RAD C	18481.66	mR/hr	N/A	N/A	GOOD
NAR04	NAR-04	MAIN STEAM LINE RAD D	17631.54	mR/hr	N/A	N/A	GOOD

11/02/2000 05:35 PM

GROUP DISPLAY FOR E_CSRAD
E-PLAN CNTRL STR AND RADWASTE

POINT ID		DESCRIPTION	CURRENT VALUE	UNITS	LOW ALARM COUNTS	HIGH/ALARM SENSOR	QUAL
PAR38	ARM-38	RAD CHEM LAB	0.03	mR/hr	N/A	4	GOOD
PAR39	ARM-39	MAIN CONTROL ROOM	0.20	mR/hr	N/A	4	GOOD
PAR37	ARM-37	STBY GAS TREAT RM	0.03	mR/hr	N/A	4	GOOD
PAR34	ARM-34	RW STOR/EQUIP AR	0.20	mR/hr	N/A	15	GOOD
PAR33	ARM-33	RAD WASTE CTRL RM	0.41	mR/hr	N/A	15	GOOD

11/02/2000 05:40 PM

GROUP DISPLAY FOR E_ARMHI
E-PLAN HI RANGE ARM READINGS

POINT ID		DESCRIPTION	CURRENT VALUE	UNITS	LOW ALARM COUNTS	HIGH/ALARM SENSOR	QUAL
PAR48	ARM-48	HPCI PP TURB*RM	0.45	R/hr	N/A	10	GOOD
PAR49	ARM-49	REFUEL FLOOR AREA	0.41	R/hr	N/A	10	GOOD
PAR50	ARM-50	CRD NORTH	0.40	R/hr	N/A	10	GOOD
PAR51	ARM-51	CRD SOUTH	0.53	R/hr	N/A	10	GOOD
PAR52	ARM-52	RWCU RECIRC PP ACC	0.51	R/hr	N/A	10	GOOD
PAR53	ARM-53	ACCS TO REM SHUTD	0.31	R/hr	N/A	10	GOOD
PAR54	ARM-54	FUEL POOL PP RM	0.22	R/hr	N/A	10	GOOD
PAR55	ARM-55	RHR A*C PP ROOM	0.18	R/hr	N/A	10	GOOD
PAR56	ARM-56	RHR B*D PP ROOM	0.47	R/hr	N/A	10	GOOD
PAR57	ARM-57	RCIC PP*TURB RM	0.42	R/hr	N/A	10	GOOD

11/02/2000 05:40 PM

GROUP DISPLAY FOR E_RADMON
E-PLAN PROCESS RAD MONITOR

POINT ID		DESCRIPTION	CURRENT VALUE	UNITS	LOW ALARM COUNTS	HIGH/ALARM SENSOR	QUAL
NAR07	NAR-07	RBCCW RAD	7.84	CPS	N/A	N/A	GOOD
NAR08	NAR-08	SW EFFLUENT RAD	774.60	CPS	N/A	N/A	GOOD
MAR01	MAR-01	CNTM ACC HI RAD A	8.44	R/hr	N/A	N/A	GOOD
MAR02	MAR-02	CNTM ACC HI RAD B	5.45	R/hr	N/A	N/A	GOOD
NAR05	NAR-05	OFFGAS PRETREAT RAD A	26.80	mR/hr	N/A	N/A	GOOD
NAR06	NAR-06	OFFGAS PRETREAT RAD B	41.00	mR/hr	N/A	N/A	GOOD
NAR01	NAR-01	MAIN STEAM LINE RAD A	16299.88	mR/hr	N/A	N/A	GOOD
NAR02	NAR-02	MAIN STEAM LINE RAD B	15656.36	mR/hr	N/A	N/A	GOOD
NAR03	NAR-03	MAIN STEAM LINE RAD C	18020.93	mR/hr	N/A	N/A	GOOD
NAR04	NAR-04	MAIN STEAM LINE RAD D	17183.82	mR/hr	N/A	N/A	GOOD

11/02/2000 05:40 PM

GROUP DISPLAY FOR E_CSRAD
E-PLAN CNTRL STR AND RADWASTE

POINT ID		DESCRIPTION	CURRENT VALUE	UNITS	LOW ALARM COUNTS	HIGH/ALARM SENSOR	QUAL
PAR38	ARM-38	RAD CHEM LAB	0.03	mR/hr	N/A	4	GOOD
PAR39	ARM-39	MAIN CONTROL ROOM	0.20	mR/hr	N/A	4	GOOD
PAR37	ARM-37	STBY GAS TREAT RM	0.03	mR/hr	N/A	4	GOOD
PAR34	ARM-34	RW STOR/EQUIP AR	0.21	mR/hr	N/A	15	GOOD
PAR33	ARM-33	RAD WASTE CTRL RM	0.40	mR/hr	N/A	15	GOOD

11/02/2000 05:45 PM

GROUP DISPLAY FOR E_ARMHI
E-PLAN HI RANGE ARM READINGS

POINT ID		DESCRIPTION	CURRENT VALUE	UNITS	LOW ALARM COUNTS	HIGH/ALARM SENSOR	QUAL
PAR48	ARM-48	HPCI PP TURB*RM	0.43	R/hr	N/A	10	GOOD
PAR49	ARM-49	REFUEL FLOOR AREA	0.42	R/hr	N/A	10	GOOD
PAR50	ARM-50	CRD NORTH	0.40	R/hr	N/A	10	GOOD
PAR51	ARM-51	CRD SOUTH	0.53	R/hr	N/A	10	GOOD
PAR52	ARM-52	RWCU RECIRC PP ACC	0.50	R/hr	N/A	10	GOOD
PAR53	ARM-53	ACCS TO REM SHUTD	0.32	R/hr	N/A	10	GOOD
PAR54	ARM-54	FUEL POOL PP RM	0.21	R/hr	N/A	10	GOOD
PAR55	ARM-55	RHR A*C PP ROOM	0.16	R/hr	N/A	10	GOOD
PAR56	ARM-56	RHR B*D PP ROOM	0.48	R/hr	N/A	10	GOOD
PAR57	ARM-57	RCIC PP*TURB RM	0.40	R/hr	N/A	10	GOOD

11/02/2000 05:45 PM

GROUP DISPLAY FOR E_RADMON
E-PLAN PROCESS RAD MONITOR

POINT ID		DESCRIPTION	CURRENT VALUE	UNITS	LOW ALARM COUNTS	HIGH/ALARM SENSOR	QUAL
NAR07	NAR-07	RBCCW RAD	7.85	CPS	N/A	N/A	GOOD
NAR08	NAR-08	SW EFFLUENT RAD	780.15	CPS	N/A	N/A	GOOD
MAR01	MAR-01	CNTM ACC HI RAD A	8.42	R/hr	N/A	N/A	GOOD
MAR02	MAR-02	CNTM ACC HI RAD B	5.47	R/hr	N/A	N/A	GOOD
NAR05	NAR-05	OFFGAS PRETREAT RAD A	26.67	mR/hr	N/A	N/A	GOOD
NAR06	NAR-06	OFFGAS PRETREAT RAD B	40.62	mR/hr	N/A	N/A	GOOD
NAR01	NAR-01	MAIN STEAM LINE RAD A	15888.75	mR/hr	N/A	N/A	GOOD
NAR02	NAR-02	MAIN STEAM LINE RAD B	15256.51	mR/hr	N/A	N/A	GOOD
NAR03	NAR-03	MAIN STEAM LINE RAD C	17579.15	mR/hr	N/A	N/A	GOOD
NAR04	NAR-04	MAIN STEAM LINE RAD D	16788.53	mR/hr	N/A	N/A	GOOD

11/02/2000 05:45 PM

GROUP DISPLAY FOR E_CSRAD
E-PLAN CNTRL STR AND RADWASTE

POINT ID		DESCRIPTION	CURRENT VALUE	UNITS	LOW ALARM COUNTS	HIGH/ALARM SENSOR	QUAL
PAR38	ARM-38	RAD CHEM LAB	0.03	mR/hr	N/A	4	GOOD
PAR39	ARM-39	MAIN CONTROL ROOM	0.21	mR/hr	N/A	4	GOOD
PAR37	ARM-37	STBY GAS TREAT RM	0.03	mR/hr	N/A	4	GOOD
PAR34	ARM-34	RW STOR/EQUIP AR	0.20	mR/hr	N/A	15	GOOD
PAR33	ARM-33	RAD WASTE CTRL RM	0.40	mR/hr	N/A	15	GOOD

11/02/2000 05:50 PM

GROUP DISPLAY FOR E_ARMHI
E-PLAN HI RANGE ARM READINGS

POINT ID		DESCRIPTION		CURRENT VALUE	UNITS	LOW ALARM COUNTS	HIGH/ALARM SENSOR	QUAL
PAR48	ARM-48	HPCI PP TURB*RM	A	11.12	R/hr	N/A	10	GOOD
PAR49	ARM-49	REFUEL FLOOR AREA		0.42	R/hr	N/A	10	GOOD
PAR50	ARM-50	CRD NORTH		0.40	R/hr	N/A	10	GOOD
PAR51	ARM-51	CRD SOUTH		0.52	R/hr	N/A	10	GOOD
PAR52	ARM-52	RWCU RECIRC PP ACC		0.50	R/hr	N/A	10	GOOD
PAR53	ARM-53	ACCS TO REM SHUTD		0.31	R/hr	N/A	10	GOOD
PAR54	ARM-54	FUEL POOL PP RM		0.22	R/hr	N/A	10	GOOD
PAR55	ARM-55	RHR A*C PP ROOM		0.18	R/hr	N/A	10	GOOD
PAR56	ARM-56	RHR B*D PP ROOM		0.49	R/hr	N/A	10	GOOD
PAR57	ARM-57	RCIC PP*TURB RM		0.41	R/hr	N/A	10	GOOD

11/02/2000 05:50 PM

GROUP DISPLAY FOR E_RADMON
E-PLAN PROCESS RAD MONITOR

POINT ID		DESCRIPTION		CURRENT VALUE	UNITS	LOW ALARM COUNTS	HIGH/ALARM SENSOR	QUAL
NAR07	NAR-07	RBCCW RAD		7.84	CPS	N/A	N/A	GOOD
NAR08	NAR-08	SW EFFLUENT RAD		773.52	CPS	N/A	N/A	GOOD
MAR01	MAR-01	CNTM ACC HI RAD A		32.96	R/hr	N/A	N/A	GOOD
MAR02	MAR-02	CNTM ACC HI RAD B		30.15	R/hr	N/A	N/A	GOOD
NAR05	NAR-05	OFFGAS PRETREAT RAD A		26.47	mR/hr	N/A	N/A	GOOD
NAR06	NAR-06	OFFGAS PRETREAT RAD B		40.97	mR/hr	N/A	N/A	GOOD
NAR01	NAR-01	MAIN STEAM LINE RAD A	A	664144.56	mR/hr	N/A	N/A	GOOD
NAR02	NAR-02	MAIN STEAM LINE RAD B	A	646226.28	mR/hr	N/A	N/A	GOOD
NAR03	NAR-03	MAIN STEAM LINE RAD C	A	719407.37	mR/hr	N/A	N/A	GOOD
NAR04	NAR-04	MAIN STEAM LINE RAD D	A	670218.21	mR/hr	N/A	N/A	GOOD

11/02/2000 05:50 PM

GROUP DISPLAY FOR E_CSRAD
E-PLAN CNTRL STR AND RADWASTE

POINT ID		DESCRIPTION		CURRENT VALUE	UNITS	LOW ALARM COUNTS	HIGH/ALARM SENSOR	QUAL
PAR38	ARM-38	RAD CHEM LAB		0.05	mR/hr	N/A	4	GOOD
PAR39	ARM-39	MAIN CONTROL ROOM		0.21	mR/hr	N/A	4	GOOD
PAR37	ARM-37	STBY GAS TREAT RM		0.03	mR/hr	N/A	4	GOOD
PAR34	ARM-34	RW STOR/EQUIP AR		0.21	mR/hr	N/A	15	GOOD
PAR33	ARM-33	RAD WASTE CTRL RM		0.40	mR/hr	N/A	15	GOOD

11/02/2000 05:55 PM

GROUP DISPLAY FOR E_ARMHI
E-PLAN HI RANGE ARM READINGS

POINT ID		DESCRIPTION		CURRENT VALUE	UNITS	LOW ALARM COUNTS	HIGH/ALARM SENSOR	QUAL
PAR48	ARM-48	HPCI PP TURB*RM	A	12.70	R/hr	N/A	10	GOOD
PAR49	ARM-49	REFUEL FLOOR AREA		0.41	R/hr	N/A	10	GOOD
PAR50	ARM-50	CRD NORTH		0.40	R/hr	N/A	10	GOOD
PAR51	ARM-51	CRD SOUTH		0.52	R/hr	N/A	10	GOOD
PAR52	ARM-52	RWCU RECIRC PP ACC		0.51	R/hr	N/A	10	GOOD
PAR53	ARM-53	ACCS TO REM SHUTD		0.32	R/hr	N/A	10	GOOD
PAR54	ARM-54	FUEL POOL PP RM		0.22	R/hr	N/A	10	GOOD
PAR55	ARM-55	RHR A*C PP ROOM		0.20	R/hr	N/A	10	GOOD
PAR56	ARM-56	RHR B*D PP ROOM		0.49	R/hr	N/A	10	GOOD
PAR57	ARM-57	RCIC PP*TURB RM		0.43	R/hr	N/A	10	GOOD

11/02/2000 05:55 PM

GROUP DISPLAY FOR E_RADMON
E-PLAN PROCESS RAD MONITOR

POINT ID		DESCRIPTION		CURRENT VALUE	UNITS	LOW ALARM COUNTS	HIGH/ALARM SENSOR	QUAL
NAR07	NAR-07	RBCCW RAD		7.89	CPS	N/A	N/A	GOOD
NAR08	NAR-08	SW EFFLUENT RAD		782.17	CPS	N/A	N/A	GOOD
MAR01	MAR-01	CNTM ACC HI RAD A		54.84	R/hr	N/A	N/A	GOOD
MAR02	MAR-02	CNTM ACC HI RAD B		52.23	R/hr	N/A	N/A	GOOD
NAR05	NAR-05	OFFGAS PRETREAT RAD A		27.32	mR/hr	N/A	N/A	GOOD
NAR06	NAR-06	OFFGAS PRETREAT RAD B		41.08	mR/hr	N/A	N/A	GOOD
NAR01	NAR-01	MAIN STEAM LINE RAD A	A	644751.94	mR/hr	N/A	N/A	GOOD
NAR02	NAR-02	MAIN STEAM LINE RAD B	A	627347.63	mR/hr	N/A	N/A	GOOD
NAR03	NAR-03	MAIN STEAM LINE RAD C	A	698403.90	mR/hr	N/A	N/A	GOOD
NAR04	NAR-04	MAIN STEAM LINE RAD D	A	650663.24	mR/hr	N/A	N/A	GOOD

11/02/2000 05:55 PM

GROUP DISPLAY FOR E_CSRAD
E-PLAN CNTRL STR AND RADWASTE

POINT ID		DESCRIPTION		CURRENT VALUE	UNITS	LOW ALARM COUNTS	HIGH/ALARM SENSOR	QUAL
PAR38	ARM-38	RAD CHEM LAB		0.08	mR/hr	N/A	4	GOOD
PAR39	ARM-39	MAIN CONTROL ROOM		0.21	mR/hr	N/A	4	GOOD
PAR37	ARM-37	STBY GAS TREAT RM		0.03	mR/hr	N/A	4	GOOD
PAR34	ARM-34	RW STOR/EQUIP AR		0.21	mR/hr	N/A	15	GOOD
PAR33	ARM-33	RAD WASTE CTRL RM		0.41	mR/hr	N/A	15	GOOD

11/02/2000 06:00 PM

GROUP DISPLAY FOR E_ARMHI
E-PLAN HI RANGE ARM READINGS

POINT ID		DESCRIPTION		CURRENT VALUE	UNITS	LOW ALARM COUNTS	HIGH/ALARM SENSOR	QUAL
PAR48	ARM-48	HPCI PP TURB*RM	A	13.12	R/hr	N/A	10	GOOD
PAR49	ARM-49	REFUEL FLOOR AREA		0.42	R/hr	N/A	10	GOOD
PAR50	ARM-50	CRD NORTH		0.39	R/hr	N/A	10	GOOD
PAR51	ARM-51	CRD SOUTH		0.52	R/hr	N/A	10	GOOD
PAR52	ARM-52	RWCU RECIRC PP ACC		0.51	R/hr	N/A	10	GOOD
PAR53	ARM-53	ACCS TO REM SHUTD		0.32	R/hr	N/A	10	GOOD
PAR54	ARM-54	FUEL POOL PP RM		0.21	R/hr	N/A	10	GOOD
PAR55	ARM-55	RHR A*C PP ROOM		0.25	R/hr	N/A	10	GOOD
PAR56	ARM-56	RHR B*D PP ROOM		0.54	R/hr	N/A	10	GOOD
PAR57	ARM-57	RCIC PP*TURB RM		0.45	R/hr	N/A	10	GOOD

11/02/2000 06:00 PM

GROUP DISPLAY FOR E_RADMON
E-PLAN PROCESS RAD MONITOR

POINT ID		DESCRIPTION		CURRENT VALUE	UNITS	LOW ALARM COUNTS	HIGH/ALARM SENSOR	QUAL
NAR07	NAR-07	RBCCW RAD		7.83	CPS	N/A	N/A	GOOD
NAR08	NAR-08	SW EFFLUENT RAD		779.33	CPS	N/A	N/A	GOOD
MAR01	MAR-01	CNTM ACC HI RAD A		62.95	R/hr	N/A	N/A	GOOD
MAR02	MAR-02	CNTM ACC HI RAD B		60.43	R/hr	N/A	N/A	GOOD
NAR05	NAR-05	OFFGAS PRETREAT RAD A		26.54	mR/hr	N/A	N/A	GOOD
NAR06	NAR-06	OFFGAS PRETREAT RAD B		40.53	mR/hr	N/A	N/A	GOOD
NAR01	NAR-01	MAIN STEAM LINE RAD A	A	626332.64	mR/hr	N/A	N/A	GOOD
NAR02	NAR-02	MAIN STEAM LINE RAD B	A	609430.76	mR/hr	N/A	N/A	GOOD
NAR03	NAR-03	MAIN STEAM LINE RAD C	A	678473.61	mR/hr	N/A	N/A	GOOD
NAR04	NAR-04	MAIN STEAM LINE RAD D	A	632104.81	mR/hr	N/A	N/A	GOOD

11/02/2000 06:00 PM

GROUP DISPLAY FOR E_CSRAD
E-PLAN CNTRL STR AND RADWASTE

POINT ID		DESCRIPTION		CURRENT VALUE	UNITS	LOW ALARM COUNTS	HIGH/ALARM SENSOR	QUAL
PAR38	ARM-38	RAD CHEM LAB		0.12	mR/hr	N/A	4	GOOD
PAR39	ARM-39	MAIN CONTROL ROOM		0.20	mR/hr	N/A	4	GOOD
PAR37	ARM-37	STBY GAS TREAT RM		0.03	mR/hr	N/A	4	GOOD
PAR34	ARM-34	RW STOR/EQUIP AR		0.21	mR/hr	N/A	15	GOOD
PAR33	ARM-33	RAD WASTE CTRL RM		0.41	mR/hr	N/A	15	GOOD

11/02/2000 06:05 PM

GROUP DISPLAY FOR E_ARMHI
E-PLAN HI RANGE ARM READINGS

POINT ID		DESCRIPTION		CURRENT VALUE	UNITS	LOW ALARM COUNTS	HIGH/ALARM SENSOR	QUAL
PAR48	ARM-48	HPCI PP TURB*RM	A	12.56	R/hr	N/A	10	GOOD
PAR49	ARM-49	REFUEL FLOOR AREA		0.41	R/hr	N/A	10	GOOD
PAR50	ARM-50	CRD NORTH		0.38	R/hr	N/A	10	GOOD
PAR51	ARM-51	CRD SOUTH		0.51	R/hr	N/A	10	GOOD
PAR52	ARM-52	RWCU RECIRC PP ACC		0.50	R/hr	N/A	10	GOOD
PAR53	ARM-53	ACCS TO REM SHUTD		0.32	R/hr	N/A	10	GOOD
PAR54	ARM-54	FUEL POOL PP RM		0.22	R/hr	N/A	10	GOOD
PAR55	ARM-55	RHR A*C PP ROOM		0.27	R/hr	N/A	10	GOOD
PAR56	ARM-56	RHR B*D PP ROOM		0.56	R/hr	N/A	10	GOOD
PAR57	ARM-57	RCIC PP*TURB RM		0.44	R/hr	N/A	10	GOOD

11/02/2000 06:05 PM

GROUP DISPLAY FOR E_RADMON
E-PLAN PROCESS RAD MONITOR

POINT ID		DESCRIPTION		CURRENT VALUE	UNITS	LOW ALARM COUNTS	HIGH/ALARM SENSOR	QUAL
NAR07	NAR-07	RBCCW RAD		7.88	CPS	N/A	N/A	GOOD
NAR08	NAR-08	SW EFFLUENT RAD		775.61	CPS	N/A	N/A	GOOD
MAR01	MAR-01	CNTM ACC HI RAD A		58.99	R/hr	N/A	N/A	GOOD
MAR02	MAR-02	CNTM ACC HI RAD B		56.40	R/hr	N/A	N/A	GOOD
NAR05	NAR-05	OFFGAS PRETREAT RAD A		27.32	mR/hr	N/A	N/A	GOOD
NAR06	NAR-06	OFFGAS PRETREAT RAD B		40.54	mR/hr	N/A	N/A	GOOD
NAR01	NAR-01	MAIN STEAM LINE RAD A	A	608844.12	mR/hr	N/A	N/A	GOOD
NAR02	NAR-02	MAIN STEAM LINE RAD B	A	592415.10	mR/hr	N/A	N/A	GOOD
NAR03	NAR-03	MAIN STEAM LINE RAD C	A	659549.32	mR/hr	N/A	N/A	GOOD
NAR04	NAR-04	MAIN STEAM LINE RAD D	A	614478.64	mR/hr	N/A	N/A	GOOD

11/02/2000 06:05 PM

GROUP DISPLAY FOR E_CSRAD
E-PLAN CNTRL STR AND RADWASTE

POINT ID		DESCRIPTION	CURRENT VALUE	UNITS	LOW ALARM COUNTS	HIGH/ALARM SENSOR	QUAL
PAR38	ARM-38	RAD CHEM LAB	0.15	mR/hr	N/A	4	GOOD
PAR39	ARM-39	MAIN CONTROL ROOM	0.20	mR/hr	N/A	4	GOOD
PAR37	ARM-37	STBY GAS TREAT RM	0.03	mR/hr	N/A	4	GOOD
PAR34	ARM-34	RW STOR/EQUIP AR	0.21	mR/hr	N/A	15	GOOD
PAR33	ARM-33	RAD WASTE CTRL RM	0.40	mR/hr	N/A	15	GOOD

11/02/2000 06:10 PM

GROUP DISPLAY FOR E_ARMHI
E-PLAN HI RANGE ARM READINGS

POINT ID		DESCRIPTION		CURRENT VALUE	UNITS	LOW ALARM COUNTS	HIGH/ALARM SENSOR	QUAL
PAR48	ARM-48	HPCI PP TURB*RM	A	12.03	R/hr	N/A	10	GOOD
PAR49	ARM-49	REFUEL FLOOR AREA		0.42	R/hr	N/A	10	GOOD
PAR50	ARM-50	CRD NORTH		0.39	R/hr	N/A	10	GOOD
PAR51	ARM-51	CRD SOUTH		0.51	R/hr	N/A	10	GOOD
PAR52	ARM-52	RWCU RECIRC PP ACC		0.50	R/hr	N/A	10	GOOD
PAR53	ARM-53	ACCS TO REM SHUTD		0.32	R/hr	N/A	10	GOOD
PAR54	ARM-54	FUEL POOL PP RM		0.22	R/hr	N/A	10	GOOD
PAR55	ARM-55	RHR A*C PP ROOM		0.32	R/hr	N/A	10	GOOD
PAR56	ARM-56	RHR B*D PP ROOM		0.59	R/hr	N/A	10	GOOD
PAR57	ARM-57	RCIC PP*TURB RM		0.47	R/hr	N/A	10	GOOD

11/02/2000 06:10 PM

GROUP DISPLAY FOR E_RADMON
E-PLAN PROCESS RAD MONITOR

POINT ID		DESCRIPTION		CURRENT VALUE	UNITS	LOW ALARM COUNTS	HIGH/ALARM SENSOR	QUAL
NAR07	NAR-07	RBCCW RAD		7.81	CPS	N/A	N/A	GOOD
NAR08	NAR-08	SW EFFLUENT RAD		780.53	CPS	N/A	N/A	GOOD
MAR01	MAR-01	CNTM ACC HI RAD A		55.40	R/hr	N/A	N/A	GOOD
MAR02	MAR-02	CNTM ACC HI RAD B		52.80	R/hr	N/A	N/A	GOOD
NAR05	NAR-05	OFFGAS PRETREAT RAD A		26.86	mR/hr	N/A	N/A	GOOD
NAR06	NAR-06	OFFGAS PRETREAT RAD B		41.08	mR/hr	N/A	N/A	GOOD
NAR01	NAR-01	MAIN STEAM LINE RAD A	A	592251.51	mR/hr	N/A	N/A	GOOD
NAR02	NAR-02	MAIN STEAM LINE RAD B	A	576244.95	mR/hr	N/A	N/A	GOOD
NAR03	NAR-03	MAIN STEAM LINE RAD C	A	641577.15	mR/hr	N/A	N/A	GOOD
NAR04	NAR-04	MAIN STEAM LINE RAD D	A	597734.99	mR/hr	N/A	N/A	GOOD

11/02/2000 06:10 PM

GROUP DISPLAY FOR E_CSRAD
E-PLAN CNTRL STR AND RADWASTE

POINT ID		DESCRIPTION		CURRENT VALUE	UNITS	LOW ALARM COUNTS	HIGH/ALARM SENSOR	QUAL
PAR38	ARM-38	RAD CHEM LAB		0.18	mR/hr	N/A	4	GOOD
PAR39	ARM-39	MAIN CONTROL ROOM		0.20	mR/hr	N/A	4	GOOD
PAR37	ARM-37	STBY GAS TREAT RM		0.03	mR/hr	N/A	4	GOOD
PAR34	ARM-34	RW STOR/EQUIP AR		0.20	mR/hr	N/A	15	GOOD
PAR33	ARM-33	RAD WASTE CTRL RM		0.40	mR/hr	N/A	15	GOOD

11/02/2000 06:15 PM

GROUP DISPLAY FOR E_ARMHI
E-PLAN HI RANGE ARM READINGS

POINT ID		DESCRIPTION		CURRENT VALUE	UNITS	LOW ALARM COUNTS	HIGH/ALARM SENSOR	QUAL
PAR48	ARM-48	HPCI PP TURB*RM	A	11.55	R/hr	N/A	10	GOOD
PAR49	ARM-49	REFUEL FLOOR AREA		0.42	R/hr	N/A	10	GOOD
PAR50	ARM-50	CRD NORTH		0.38	R/hr	N/A	10	GOOD
PAR51	ARM-51	CRD SOUTH		0.51	R/hr	N/A	10	GOOD
PAR52	ARM-52	RWCU RECIRC PP ACC		0.50	R/hr	N/A	10	GOOD
PAR53	ARM-53	ACCS TO REM SHUTD		0.32	R/hr	N/A	10	GOOD
PAR54	ARM-54	FUEL POOL PP RM		0.22	R/hr	N/A	10	GOOD
PAR55	ARM-55	RHR A*C PP ROOM		0.37	R/hr	N/A	10	GOOD
PAR56	ARM-56	RHR B*D PP ROOM		0.67	R/hr	N/A	10	GOOD
PAR57	ARM-57	RCIC PP*TURB RM		0.48	R/hr	N/A	10	GOOD

11/02/2000 06:15 PM

GROUP DISPLAY FOR E_RADMON
E-PLAN PROCESS RAD MONITOR

POINT ID		DESCRIPTION		CURRENT VALUE	UNITS	LOW ALARM COUNTS	HIGH/ALARM SENSOR	QUAL
NAR07	NAR-07	RBCCW RAD		7.87	CPS	N/A	N/A	GOOD
NAR08	NAR-08	SW EFFLUENT RAD		779.83	CPS	N/A	N/A	GOOD
MAR01	MAR-01	CNTM ACC HI RAD A		51.98	R/hr	N/A	N/A	GOOD
MAR02	MAR-02	CNTM ACC HI RAD B		49.37	R/hr	N/A	N/A	GOOD
NAR05	NAR-05	OFFGAS PRETREAT RAD A		26.67	mR/hr	N/A	N/A	GOOD
NAR06	NAR-06	OFFGAS PRETREAT RAD B		40.91	mR/hr	N/A	N/A	GOOD
NAR01	NAR-01	MAIN STEAM LINE RAD A	A	576452.82	mR/hr	N/A	N/A	GOOD
NAR02	NAR-02	MAIN STEAM LINE RAD B	A	560875.78	mR/hr	N/A	N/A	GOOD
NAR03	NAR-03	MAIN STEAM LINE RAD C	A	624478.16	mR/hr	N/A	N/A	GOOD
NAR04	NAR-04	MAIN STEAM LINE RAD D	A	581818.75	mR/hr	N/A	N/A	GOOD

11/02/2000 06:15 PM

GROUP DISPLAY FOR E_CSRAD
E-PLAN CNTRL STR AND RADWASTE

POINT ID		DESCRIPTION	CURRENT VALUE	UNITS	LOW ALARM COUNTS	HIGH/ALARM SENSOR	QUAL
PAR38	ARM-38	RAD CHEM LAB	0.20	mR/hr	N/A	4	GOOD
PAR39	ARM-39	MAIN CONTROL ROOM	0.21	mR/hr	N/A	4	GOOD
PAR37	ARM-37	STBY GAS TREAT RM	0.03	mR/hr	N/A	4	GOOD
PAR34	ARM-34	RW STOR/EQUIP AR	0.20	mR/hr	N/A	15	GOOD
PAR33	ARM-33	RAD WASTE CTRL RM	0.40	mR/hr	N/A	15	GOOD

11/02/2000 06:20 PM

GROUP DISPLAY FOR E_ARMHI
E-PLAN HI RANGE ARM READINGS

POINT ID		DESCRIPTION		CURRENT VALUE	UNITS	LOW ALARM COUNTS	HIGH/ALARM SENSOR	QUAL
PAR48	ARM-48	HPCI PP TURB*RM	A	11.10	R/hr	N/A	10	GOOD
PAR49	ARM-49	REFUEL FLOOR AREA		0.42	R/hr	N/A	10	GOOD
PAR50	ARM-50	CRD NORTH		0.38	R/hr	N/A	10	GOOD
PAR51	ARM-51	CRD SOUTH		0.51	R/hr	N/A	10	GOOD
PAR52	ARM-52	RWCU RECIRC PP ACC		0.51	R/hr	N/A	10	GOOD
PAR53	ARM-53	ACCS TO REM SHUTD		0.31	R/hr	N/A	10	GOOD
PAR54	ARM-54	FUEL POOL PP RM		0.22	R/hr	N/A	10	GOOD
PAR55	ARM-55	RHR A*C PP ROOM		0.38	R/hr	N/A	10	GOOD
PAR56	ARM-56	RHR B*D PP ROOM		0.71	R/hr	N/A	10	GOOD
PAR57	ARM-57	RCIC PP*TURB RM		0.48	R/hr	N/A	10	GOOD

11/02/2000 06:20 PM

GROUP DISPLAY FOR E_RADMON
E-PLAN PROCESS RAD MONITOR

POINT ID		DESCRIPTION		CURRENT VALUE	UNITS	LOW ALARM COUNTS	HIGH/ALARM SENSOR	QUAL
NAR07	NAR-07	RBCCW RAD		7.86	CPS	N/A	N/A	GOOD
NAR08	NAR-08	SW EFFLUENT RAD		773.65	CPS	N/A	N/A	GOOD
MAR01	MAR-01	CNTM ACC HI RAD A		49.03	R/hr	N/A	N/A	GOOD
MAR02	MAR-02	CNTM ACC HI RAD B		46.26	R/hr	N/A	N/A	GOOD
NAR05	NAR-05	OFFGAS PRETREAT RAD A		27.23	mR/hr	N/A	N/A	GOOD
NAR06	NAR-06	OFFGAS PRETREAT RAD B		41.33	mR/hr	N/A	N/A	GOOD
NAR01	NAR-01	MAIN STEAM LINE RAD A	A	561437.70	mR/hr	N/A	N/A	GOOD
NAR02	NAR-02	MAIN STEAM LINE RAD B	A	546247.11	mR/hr	N/A	N/A	GOOD
NAR03	NAR-03	MAIN STEAM LINE RAD C	A	608215.85	mR/hr	N/A	N/A	GOOD
NAR04	NAR-04	MAIN STEAM LINE RAD D	A	566693.51	mR/hr	N/A	N/A	GOOD

11/02/2000 06:20 PM

GROUP DISPLAY FOR E_CSRAD
E-PLAN CNTRL STR AND RADWASTE

POINT ID		DESCRIPTION		CURRENT VALUE	UNITS	LOW ALARM COUNTS	HIGH/ALARM SENSOR	QUAL
PAR38	ARM-38	RAD CHEM LAB		0.23	mR/hr	N/A	4	GOOD
PAR39	ARM-39	MAIN CONTROL ROOM		0.21	mR/hr	N/A	4	GOOD
PAR37	ARM-37	STBY GAS TREAT RM		0.03	mR/hr	N/A	4	GOOD
PAR34	ARM-34	RW STOR/EQUIP AR		0.21	mR/hr	N/A	15	GOOD
PAR33	ARM-33	RAD WASTE CTRL RM		0.41	mR/hr	N/A	15	GOOD

11/02/2000 06:25 PM

GROUP DISPLAY FOR E_ARMHI
E-PLAN HI RANGE ARM READINGS

POINT ID		DESCRIPTION		CURRENT VALUE	UNITS	LOW ALARM COUNTS	HIGH/ALARM SENSOR	QUAL
PAR48	ARM-48	HPCI PP TURB*RM	A	10.74	R/hr	N/A	10	GOOD
PAR49	ARM-49	REFUEL FLOOR AREA		0.42	R/hr	N/A	10	GOOD
PAR50	ARM-50	CRD NORTH		0.38	R/hr	N/A	10	GOOD
PAR51	ARM-51	CRD SOUTH		0.50	R/hr	N/A	10	GOOD
PAR52	ARM-52	RWCU RECIRC PP ACC		0.51	R/hr	N/A	10	GOOD
PAR53	ARM-53	ACCS TO REM SHUTD		0.32	R/hr	N/A	10	GOOD
PAR54	ARM-54	FUEL POOL PP RM		0.22	R/hr	N/A	10	GOOD
PAR55	ARM-55	RHR A*C PP ROOM		0.39	R/hr	N/A	10	GOOD
PAR56	ARM-56	RHR B*D PP ROOM		0.70	R/hr	N/A	10	GOOD
PAR57	ARM-57	RCIC PP*TURB RM		0.50	R/hr	N/A	10	GOOD

11/02/2000 06:25 PM

GROUP DISPLAY FOR E_RADMON
E-PLAN PROCESS RAD MONITOR

POINT ID		DESCRIPTION		CURRENT VALUE	UNITS	LOW ALARM COUNTS	HIGH/ALARM SENSOR	QUAL
NAR07	NAR-07	RBCCW RAD		7.82	CPS	N/A	N/A	GOOD
NAR08	NAR-08	SW EFFLUENT RAD		774.97	CPS	N/A	N/A	GOOD
MAR01	MAR-01	CNTM ACC HI RAD A		47.11	R/hr	N/A	N/A	GOOD
MAR02	MAR-02	CNTM ACC HI RAD B		44.38	R/hr	N/A	N/A	GOOD
NAR05	NAR-05	OFFGAS PRETREAT RAD A		27.03	mR/hr	N/A	N/A	GOOD
NAR06	NAR-06	OFFGAS PRETREAT RAD B		41.24	mR/hr	N/A	N/A	GOOD
NAR01	NAR-01	MAIN STEAM LINE RAD A	A	547148.15	mR/hr	N/A	N/A	GOOD
NAR02	NAR-02	MAIN STEAM LINE RAD B	A	532334.69	mR/hr	N/A	N/A	GOOD
NAR03	NAR-03	MAIN STEAM LINE RAD C	A	592745.47	mR/hr	N/A	N/A	GOOD
NAR04	NAR-04	MAIN STEAM LINE RAD D	A	552273.61	mR/hr	N/A	N/A	GOOD

11/02/2000 06:25 PM

GROUP DISPLAY FOR E_CSRAD
E-PLAN CNTRL STR AND RADWASTE

POINT ID		DESCRIPTION		CURRENT VALUE	UNITS	LOW ALARM COUNTS	HIGH/ALARM SENSOR	QUAL
PAR38	ARM-38	RAD CHEM LAB		0.24	mR/hr	N/A	4	GOOD
PAR39	ARM-39	MAIN CONTROL ROOM		0.20	mR/hr	N/A	4	GOOD
PAR37	ARM-37	STBY GAS TREAT RM		0.03	mR/hr	N/A	4	GOOD
PAR34	ARM-34	RW STOR/EQUIP AR		0.20	mR/hr	N/A	15	GOOD
PAR33	ARM-33	RAD WASTE CTRL RM		0.40	mR/hr	N/A	15	GOOD

11/02/2000 06:30 PM

GROUP DISPLAY FOR E_ARMHI
E-PLAN HI RANGE ARM READINGS

POINT ID		DESCRIPTION		CURRENT VALUE	UNITS	LOW ALARM COUNTS	HIGH/ALARM SENSOR	QUAL
PAR48	ARM-48	HPCI PP TURB*RM	A	10.40	R/hr	N/A	10	GOOD
PAR49	ARM-49	REFUEL FLOOR AREA		0.41	R/hr	N/A	10	GOOD
PAR50	ARM-50	CRD NORTH		0.38	R/hr	N/A	10	GOOD
PAR51	ARM-51	CRD SOUTH		0.50	R/hr	N/A	10	GOOD
PAR52	ARM-52	RWCU RECIRC PP ACC		0.50	R/hr	N/A	10	GOOD
PAR53	ARM-53	ACCS TO REM SHUTD		0.32	R/hr	N/A	10	GOOD
PAR54	ARM-54	FUEL POOL PP RM		0.22	R/hr	N/A	10	GOOD
PAR55	ARM-55	RHR A*C PP ROOM		0.43	R/hr	N/A	10	GOOD
PAR56	ARM-56	RHR B*D PP ROOM		0.69	R/hr	N/A	10	GOOD
PAR57	ARM-57	RCIC PP*TURB RM		0.49	R/hr	N/A	10	GOOD

11/02/2000 06:30 PM

GROUP DISPLAY FOR E_RADMON
E-PLAN PROCESS RAD MONITOR

POINT ID		DESCRIPTION		CURRENT VALUE	UNITS	LOW ALARM COUNTS	HIGH/ALARM SENSOR	QUAL
NAR07	NAR-07	RBCCW RAD		7.82	CPS	N/A	N/A	GOOD
NAR08	NAR-08	SW EFFLUENT RAD		781.01	CPS	N/A	N/A	GOOD
MAR01	MAR-01	CNTM ACC HI RAD A		45.35	R/hr	N/A	N/A	GOOD
MAR02	MAR-02	CNTM ACC HI RAD B		42.64	R/hr	N/A	N/A	GOOD
NAR05	NAR-05	OFFGAS PRETREAT RAD A		27.19	mR/hr	N/A	N/A	GOOD
NAR06	NAR-06	OFFGAS PRETREAT RAD B		41.49	mR/hr	N/A	N/A	GOOD
NAR01	NAR-01	MAIN STEAM LINE RAD A	A	533534.06	mR/hr	N/A	N/A	GOOD
NAR02	NAR-02	MAIN STEAM LINE RAD B	A	519090.67	mR/hr	N/A	N/A	GOOD
NAR03	NAR-03	MAIN STEAM LINE RAD C	A	578009.47	mR/hr	N/A	N/A	GOOD
NAR04	NAR-04	MAIN STEAM LINE RAD D	A	538549.11	mR/hr	N/A	N/A	GOOD

11/02/2000 06:30 PM

GROUP DISPLAY FOR E_CSRAD
E-PLAN CNTRL STR AND RADWASTE

POINT ID		DESCRIPTION		CURRENT VALUE	UNITS	LOW ALARM COUNTS	HIGH/ALARM SENSOR	QUAL
PAR38	ARM-38	RAD CHEM LAB		0.26	mR/hr	N/A	4	GOOD
PAR39	ARM-39	MAIN CONTROL ROOM		0.20	mR/hr	N/A	4	GOOD
PAR37	ARM-37	STBY GAS TREAT RM		0.03	mR/hr	N/A	4	GOOD
PAR34	ARM-34	RW STOR/EQUIP AR		0.20	mR/hr	N/A	15	GOOD
PAR33	ARM-33	RAD WASTE CTRL RM		0.40	mR/hr	N/A	15	GOOD

11/02/2000 06:35 PM

GROUP DISPLAY FOR E_ARMHI
E-PLAN HI RANGE ARM READINGS

POINT ID		DESCRIPTION		CURRENT VALUE	UNITS	LOW ALARM COUNTS	HIGH/ALARM SENSOR	QUAL
PAR48	ARM-48	HPCI PP TURB*RM	A	10.08	R/hr	N/A	10	GOOD
PAR49	ARM-49	REFUEL FLOOR AREA		0.41	R/hr	N/A	10	GOOD
PAR50	ARM-50	CRD NORTH		0.37	R/hr	N/A	10	GOOD
PAR51	ARM-51	CRD SOUTH		0.50	R/hr	N/A	10	GOOD
PAR52	ARM-52	RWCU RECIRC PP ACC		0.51	R/hr	N/A	10	GOOD
PAR53	ARM-53	ACCS TO REM SHUTD		0.31	R/hr	N/A	10	GOOD
PAR54	ARM-54	FUEL POOL PP RM		0.21	R/hr	N/A	10	GOOD
PAR55	ARM-55	RHR A*C PP ROOM		0.42	R/hr	N/A	10	GOOD
PAR56	ARM-56	RHR B*D PP ROOM		0.71	R/hr	N/A	10	GOOD
PAR57	ARM-57	RCIC PP*TURB RM		0.53	R/hr	N/A	10	GOOD

11/02/2000 06:35 PM

GROUP DISPLAY FOR E_RADMON
E-PLAN PROCESS RAD MONITOR

POINT ID		DESCRIPTION		CURRENT VALUE	UNITS	LOW ALARM COUNTS	HIGH/ALARM SENSOR	QUAL
NAR07	NAR-07	RBCCW RAD		7.82	CPS	N/A	N/A	GOOD
NAR08	NAR-08	SW EFFLUENT RAD		781.07	CPS	N/A	N/A	GOOD
MAR01	MAR-01	CNTM ACC HI RAD A		43.75	R/hr	N/A	N/A	GOOD
MAR02	MAR-02	CNTM ACC HI RAD B		40.98	R/hr	N/A	N/A	GOOD
NAR05	NAR-05	OFFGAS PRETREAT RAD A		26.75	mR/hr	N/A	N/A	GOOD
NAR06	NAR-06	OFFGAS PRETREAT RAD B		40.95	mR/hr	N/A	N/A	GOOD
NAR01	NAR-01	MAIN STEAM LINE RAD A	A	520551.27	mR/hr	N/A	N/A	GOOD
NAR02	NAR-02	MAIN STEAM LINE RAD B	A	506469.34	mR/hr	N/A	N/A	GOOD
NAR03	NAR-03	MAIN STEAM LINE RAD C	A	563951.30	mR/hr	N/A	N/A	GOOD
NAR04	NAR-04	MAIN STEAM LINE RAD D	A	525480.76	mR/hr	N/A	N/A	GOOD

11/02/2000 06:35 PM

GROUP DISPLAY FOR E_CSRAD
E-PLAN CNTRL STR AND RADWASTE

POINT ID		DESCRIPTION	CURRENT VALUE	UNITS	LOW ALARM COUNTS	HIGH/ALARM SENSOR	QUAL
PAR38	ARM-38	RAD CHEM LAB	0.28	mR/hr	N/A	4	GOOD
PAR39	ARM-39	MAIN CONTROL ROOM	0.21	mR/hr	N/A	4	GOOD
PAR37	ARM-37	STBY GAS TREAT RM	0.03	mR/hr	N/A	4	GOOD
PAR34	ARM-34	RW STOR/EQUIP AR	0.21	mR/hr	N/A	15	GOOD
PAR33	ARM-33	RAD WASTE CTRL RM	0.40	mR/hr	N/A	15	GOOD

11/02/2000 06:40 PM

GROUP DISPLAY FOR E_ARMHI
E-PLAN HI RANGE ARM READINGS

POINT ID		DESCRIPTION	CURRENT VALUE	UNITS	LOW ALARM COUNTS	HIGH/ALARM SENSOR	QUAL
PAR48	ARM-48	HPCI PP TURB*RM	9.79	R/hr	N/A	10	GOOD
PAR49	ARM-49	REFUEL FLOOR AREA	0.41	R/hr	N/A	10	GOOD
PAR50	ARM-50	CRD NORTH	0.37	R/hr	N/A	10	GOOD
PAR51	ARM-51	CRD SOUTH	0.50	R/hr	N/A	10	GOOD
PAR52	ARM-52	RWCU RECIRC PP ACC	0.51	R/hr	N/A	10	GOOD
PAR53	ARM-53	ACCS TO REM SHUTD	0.32	R/hr	N/A	10	GOOD
PAR54	ARM-54	FUEL POOL PP RM	0.21	R/hr	N/A	10	GOOD
PAR55	ARM-55	RHR A*C PP ROOM	0.44	R/hr	N/A	10	GOOD
PAR56	ARM-56	RHR B*D PP ROOM	0.73	R/hr	N/A	10	GOOD
PAR57	ARM-57	RCIC PP*TURB RM	0.51	R/hr	N/A	10	GOOD

11/02/2000 06:40 PM

GROUP DISPLAY FOR E_RADMON
E-PLAN PROCESS RAD MONITOR

POINT ID		DESCRIPTION		CURRENT VALUE	UNITS	LOW ALARM COUNTS	HIGH/ALARM SENSOR	QUAL
NAR07	NAR-07	RBCCW RAD		7.85	CPS	N/A	N/A	GOOD
NAR08	NAR-08	SW EFFLUENT RAD		776.57	CPS	N/A	N/A	GOOD
MAR01	MAR-01	CNTM ACC HI RAD A		42.14	R/hr	N/A	N/A	GOOD
MAR02	MAR-02	CNTM ACC HI RAD B		39.44	R/hr	N/A	N/A	GOOD
NAR05	NAR-05	OFFGAS PRETREAT RAD A		27.09	mR/hr	N/A	N/A	GOOD
NAR06	NAR-06	OFFGAS PRETREAT RAD B		41.15	mR/hr	N/A	N/A	GOOD
NAR01	NAR-01	MAIN STEAM LINE RAD A	A	508196.93	mR/hr	N/A	N/A	GOOD
NAR02	NAR-02	MAIN STEAM LINE RAD B	A	494440.15	mR/hr	N/A	N/A	GOOD
NAR03	NAR-03	MAIN STEAM LINE RAD C	A	550577.72	mR/hr	N/A	N/A	GOOD
NAR04	NAR-04	MAIN STEAM LINE RAD D	A	513020.48	mR/hr	N/A	N/A	GOOD

11/02/2000 06:40 PM

GROUP DISPLAY FOR E_CSRAD
E-PLAN CNTRL STR AND RADWASTE

POINT ID		DESCRIPTION	CURRENT VALUE	UNITS	LOW ALARM COUNTS	HIGH/ALARM SENSOR	QUAL
PAR38	ARM-38	RAD CHEM LAB	0.29	mR/hr	N/A	4	GOOD
PAR39	ARM-39	MAIN CONTROL ROOM	0.20	mR/hr	N/A	4	GOOD
PAR37	ARM-37	STBY GAS TREAT RM	0.39	mR/hr	N/A	4	GOOD
PAR34	ARM-34	RW STOR/EQUIP AR	0.21	mR/hr	N/A	15	GOOD
PAR33	ARM-33	RAD WASTE CTRL RM	0.41	mR/hr	N/A	15	GOOD

11/02/2000 06:45 PM

GROUP DISPLAY FOR E_ARMHI
E-PLAN HI RANGE ARM READINGS

POINT ID		DESCRIPTION	CURRENT VALUE	UNITS	LOW ALARM COUNTS	HIGH/ALARM SENSOR	QUAL
PAR48	ARM-48	HPCI PP TURB*RM	9.50	R/hr	N/A	10	GOOD
PAR49	ARM-49	REFUEL FLOOR AREA	0.42	R/hr	N/A	10	GOOD
PAR50	ARM-50	CRD NORTH	0.38	R/hr	N/A	10	GOOD
PAR51	ARM-51	CRD SOUTH	0.50	R/hr	N/A	10	GOOD
PAR52	ARM-52	RWCU RECIRC PP ACC	0.51	R/hr	N/A	10	GOOD
PAR53	ARM-53	ACCS TO REM SHUTD	0.33	R/hr	N/A	10	GOOD
PAR54	ARM-54	FUEL POOL PP RM	0.22	R/hr	N/A	10	GOOD
PAR55	ARM-55	RHR A*C PP ROOM	0.46	R/hr	N/A	10	GOOD
PAR56	ARM-56	RHR B*D PP ROOM	0.73	R/hr	N/A	10	GOOD
PAR57	ARM-57	RCIC PP*TURB RM	0.51	R/hr	N/A	10	GOOD

11/02/2000 06:45 PM

GROUP DISPLAY FOR E_RADMON
E-PLAN PROCESS RAD MONITOR

POINT ID		DESCRIPTION		CURRENT VALUE	UNITS	LOW ALARM COUNTS	HIGH/ALARM SENSOR	QUAL
NAR07	NAR-07	RBCCW RAD		7.90	CPS	N/A	N/A	GOOD
NAR08	NAR-08	SW EFFLUENT RAD		781.86	CPS	N/A	N/A	GOOD
MAR01	MAR-01	CNTM ACC HI RAD A		40.66	R/hr	N/A	N/A	GOOD
MAR02	MAR-02	CNTM ACC HI RAD B		38.00	R/hr	N/A	N/A	GOOD
NAR05	NAR-05	OFFGAS PRETREAT RAD A		27.37	mR/hr	N/A	N/A	GOOD
NAR06	NAR-06	OFFGAS PRETREAT RAD B		41.19	mR/hr	N/A	N/A	GOOD
NAR01	NAR-01	MAIN STEAM LINE RAD A	A	496399.03	mR/hr	N/A	N/A	GOOD
NAR02	NAR-02	MAIN STEAM LINE RAD B	A	482967.68	mR/hr	N/A	N/A	GOOD
NAR03	NAR-03	MAIN STEAM LINE RAD C	A	537814.57	mR/hr	N/A	N/A	GOOD
NAR04	NAR-04	MAIN STEAM LINE RAD D	A	501146.89	mR/hr	N/A	N/A	GOOD

11/02/2000 06:45 PM

GROUP DISPLAY FOR E_CSRAD
E-PLAN CNTRL STR AND RADWASTE

POINT ID		DESCRIPTION	CURRENT VALUE	UNITS	LOW ALARM COUNTS	HIGH/ALARM SENSOR	QUAL
PAR38	ARM-38	RAD CHEM LAB	0.31	mR/hr	N/A	4	GOOD
PAR39	ARM-39	MAIN CONTROL ROOM	0.21	mR/hr	N/A	4	GOOD
PAR37	ARM-37	STBY GAS TREAT RM	1.00	mR/hr	N/A	4	GOOD
PAR34	ARM-34	RW STOR/EQUIP AR	0.21	mR/hr	N/A	15	GOOD
PAR33	ARM-33	RAD WASTE CTRL RM	0.41	mR/hr	N/A	15	GOOD

11/02/2000 06:50 PM

GROUP DISPLAY FOR E_ARMHI
E-PLAN HI RANGE ARM READINGS

POINT ID		DESCRIPTION	CURRENT VALUE	UNITS	LOW ALARM COUNTS	HIGH/ALARM SENSOR	QUAL
PAR48	ARM-48	HPCI PP TURB*RM	9.24	R/hr	N/A	10	GOOD
PAR49	ARM-49	REFUEL FLOOR AREA	0.42	R/hr	N/A	10	GOOD
PAR50	ARM-50	CRD NORTH	0.38	R/hr	N/A	10	GOOD
PAR51	ARM-51	CRD SOUTH	0.50	R/hr	N/A	10	GOOD
PAR52	ARM-52	RWCU RECIRC PP ACC	0.51	R/hr	N/A	10	GOOD
PAR53	ARM-53	ACCS TO REM SHUTD	0.33	R/hr	N/A	10	GOOD
PAR54	ARM-54	FUEL POOL PP RM	0.23	R/hr	N/A	10	GOOD
PAR55	ARM-55	RHR A*C PP ROOM	0.45	R/hr	N/A	10	GOOD
PAR56	ARM-56	RHR B*D PP ROOM	0.76	R/hr	N/A	10	GOOD
PAR57	ARM-57	RCIC PP*TURB RM	0.54	R/hr	N/A	10	GOOD

11/02/2000 06:50 PM

GROUP DISPLAY FOR E_RADMON
E-PLAN PROCESS RAD MONITOR

POINT ID		DESCRIPTION		CURRENT VALUE	UNITS	LOW ALARM COUNTS	HIGH/ALARM SENSOR	QUAL
NAR07	NAR-07	RBCCW RAD		7.88	CPS	N/A	N/A	GOOD
NAR08	NAR-08	SW EFFLUENT RAD		781.17	CPS	N/A	N/A	GOOD
MAR01	MAR-01	CNTM ACC HI RAD A		39.37	R/hr	N/A	N/A	GOOD
MAR02	MAR-02	CNTM ACC HI RAD B		36.60	R/hr	N/A	N/A	GOOD
NAR05	NAR-05	OFFGAS PRETREAT RAD A		26.80	mR/hr	N/A	N/A	GOOD
NAR06	NAR-06	OFFGAS PRETREAT RAD B		41.09	mR/hr	N/A	N/A	GOOD
NAR01	NAR-01	MAIN STEAM LINE RAD A	A	485160.59	mR/hr	N/A	N/A	GOOD
NAR02	NAR-02	MAIN STEAM LINE RAD B	A	472000.34	mR/hr	N/A	N/A	GOOD
NAR03	NAR-03	MAIN STEAM LINE RAD C	A	525618.99	mR/hr	N/A	N/A	GOOD
NAR04	NAR-04	MAIN STEAM LINE RAD D	A	489797.56	mR/hr	N/A	N/A	GOOD

11/02/2000 06:50 PM

GROUP DISPLAY FOR E_CSRAD
E-PLAN CNTRL STR AND RADWASTE

POINT ID		DESCRIPTION	CURRENT VALUE	UNITS	LOW ALARM COUNTS	HIGH/ALARM SENSOR	QUAL
PAR38	ARM-38	RAD CHEM LAB	0.33	mR/hr	N/A	4	GOOD
PAR39	ARM-39	MAIN CONTROL ROOM	0.20	mR/hr	N/A	4	GOOD
PAR37	ARM-37	STBY GAS TREAT RM	1.81	mR/hr	N/A	4	GOOD
PAR34	ARM-34	RW STOR/EQUIP AR	0.21	mR/hr	N/A	15	GOOD
PAR33	ARM-33	RAD WASTE CTRL RM	0.40	mR/hr	N/A	15	GOOD

11/02/2000 06:55 PM

GROUP DISPLAY FOR E_ARMHI
E-PLAN HI RANGE ARM READINGS

POINT ID		DESCRIPTION	CURRENT VALUE	UNITS	LOW ALARM COUNTS	HIGH/ALARM SENSOR	QUAL
PAR48	ARM-48	HPCI PP TURB*RM	8.98	R/hr	N/A	10	GOOD
PAR49	ARM-49	REFUEL FLOOR AREA	0.43	R/hr	N/A	10	GOOD
PAR50	ARM-50	CRD NORTH	0.39	R/hr	N/A	10	GOOD
PAR51	ARM-51	CRD SOUTH	0.51	R/hr	N/A	10	GOOD
PAR52	ARM-52	RWCU RECIRC PP ACC	0.52	R/hr	N/A	10	GOOD
PAR53	ARM-53	ACCS TO REM SHUTD	0.34	R/hr	N/A	10	GOOD
PAR54	ARM-54	FUEL POOL PP RM	0.24	R/hr	N/A	10	GOOD
PAR55	ARM-55	RHR A*C PP ROOM	0.47	R/hr	N/A	10	GOOD
PAR56	ARM-56	RHR B*D PP ROOM	0.79	R/hr	N/A	10	GOOD
PAR57	ARM-57	RCIC PP*TURB RM	0.54	R/hr	N/A	10	GOOD

11/02/2000 06:55 PM

GROUP DISPLAY FOR E_RADMON
E-PLAN PROCESS RAD MONITOR

POINT ID		DESCRIPTION		CURRENT VALUE	UNITS	LOW ALARM COUNTS	HIGH/ALARM SENSOR	QUAL
NAR07	NAR-07	RBCCW RAD		7.90	CPS	N/A	N/A	GOOD
NAR08	NAR-08	SW EFFLUENT RAD		776.10	CPS	N/A	N/A	GOOD
MAR01	MAR-01	CNTM ACC HI RAD A		38.05	R/hr	N/A	N/A	GOOD
MAR02	MAR-02	CNTM ACC HI RAD B		35.30	R/hr	N/A	N/A	GOOD
NAR05	NAR-05	OFFGAS PRETREAT RAD A		27.10	mR/hr	N/A	N/A	GOOD
NAR06	NAR-06	OFFGAS PRETREAT RAD B		40.99	mR/hr	N/A	N/A	GOOD
NAR01	NAR-01	MAIN STEAM LINE RAD A	A	474403.17	mR/hr	N/A	N/A	GOOD
NAR02	NAR-02	MAIN STEAM LINE RAD B	A	461547.22	mR/hr	N/A	N/A	GOOD
NAR03	NAR-03	MAIN STEAM LINE RAD C	A	513989.19	mR/hr	N/A	N/A	GOOD
NAR04	NAR-04	MAIN STEAM LINE RAD D	A	478956.81	mR/hr	N/A	N/A	GOOD

11/02/2000 06:55 PM

GROUP DISPLAY FOR E_CSRAD
E-PLAN CNTRL STR AND RADWASTE

POINT ID		DESCRIPTION	CURRENT VALUE	UNITS	LOW ALARM COUNTS	HIGH/ALARM SENSOR	QUAL
PAR38	ARM-38	RAD CHEM LAB	0.34	mR/hr	N/A	4	GOOD
PAR39	ARM-39	MAIN CONTROL ROOM	0.21	mR/hr	N/A	4	GOOD
PAR37	ARM-37	STBY GAS TREAT RM	2.75	mR/hr	N/A	4	GOOD
PAR34	ARM-34	RW STOR/EQUIP AR	0.21	mR/hr	N/A	15	GOOD
PAR33	ARM-33	RAD WASTE CTRL RM	0.40	mR/hr	N/A	15	GOOD

11/02/2000 07:00 PM

GROUP DISPLAY FOR E_ARMHI
E-PLAN HI RANGE ARM READINGS

POINT ID		DESCRIPTION	CURRENT VALUE	UNITS	LOW ALARM COUNTS	HIGH/ALARM SENSOR	QUAL
PAR48	ARM-48	HPCI PP TURB*RM	8.75	R/hr	N/A	10	GOOD
PAR49	ARM-49	REFUEL FLOOR AREA	0.43	R/hr	N/A	10	GOOD
PAR50	ARM-50	CRD NORTH	0.39	R/hr	N/A	10	GOOD
PAR51	ARM-51	CRD SOUTH	0.52	R/hr	N/A	10	GOOD
PAR52	ARM-52	RWCU RECIRC PP ACC	0.54	R/hr	N/A	10	GOOD
PAR53	ARM-53	ACCS TO REM SHUTD	0.35	R/hr	N/A	10	GOOD
PAR54	ARM-54	FUEL POOL PP RM	0.24	R/hr	N/A	10	GOOD
PAR55	ARM-55	RHR A*C PP ROOM	0.49	R/hr	N/A	10	GOOD
PAR56	ARM-56	RHR B*D PP ROOM	0.78	R/hr	N/A	10	GOOD
PAR57	ARM-57	RCIC PP*TURB RM	0.55	R/hr	N/A	10	GOOD

11/02/2000 07:00 PM

GROUP DISPLAY FOR E_RADMON
E-PLAN PROCESS RAD MONITOR

POINT ID		DESCRIPTION		CURRENT VALUE	UNITS	LOW ALARM COUNTS	HIGH/ALARM SENSOR	QUAL
NAR07	NAR-07	RBCCW RAD		7.82	CPS	N/A	N/A	GOOD
NAR08	NAR-08	SW EFFLUENT RAD		773.82	CPS	N/A	N/A	GOOD
MAR01	MAR-01	CNTM ACC HI RAD A		36.77	R/hr	N/A	N/A	GOOD
MAR02	MAR-02	CNTM ACC HI RAD B		34.03	R/hr	N/A	N/A	GOOD
NAR05	NAR-05	OFFGAS PRETREAT RAD A		26.51	mR/hr	N/A	N/A	GOOD
NAR06	NAR-06	OFFGAS PRETREAT RAD B		40.98	mR/hr	N/A	N/A	GOOD
NAR01	NAR-01	MAIN STEAM LINE RAD A	A	464138.46	mR/hr	N/A	N/A	GOOD
NAR02	NAR-02	MAIN STEAM LINE RAD B	A	451562.03	mR/hr	N/A	N/A	GOOD
NAR03	NAR-03	MAIN STEAM LINE RAD C	A	502871.04	mR/hr	N/A	N/A	GOOD
NAR04	NAR-04	MAIN STEAM LINE RAD D	A	468607.18	mR/hr	N/A	N/A	GOOD

11/02/2000 07:00 PM

GROUP DISPLAY FOR E_CSRAD
E-PLAN CNTRL STR AND RADWASTE

POINT ID		DESCRIPTION	CURRENT VALUE	UNITS	LOW ALARM COUNTS	HIGH/ALARM SENSOR	QUAL
PAR38	ARM-38	RAD CHEM LAB	0.35	mR/hr	N/A	4	GOOD
PAR39	ARM-39	MAIN CONTROL ROOM	0.21	mR/hr	N/A	4	GOOD
PAR37	ARM-37	STBY GAS TREAT RM	3.80	mR/hr	N/A	4	GOOD
PAR34	ARM-34	RW STOR/EQUIP AR	0.20	mR/hr	N/A	15	GOOD
PAR33	ARM-33	RAD WASTE CTRL RM	0.41	mR/hr	N/A	15	GOOD

11/02/2000 07:05 PM

GROUP DISPLAY FOR E_ARMHI
E-PLAN HI RANGE ARM READINGS

POINT ID		DESCRIPTION	CURRENT VALUE	UNITS	LOW ALARM COUNTS	HIGH/ALARM SENSOR	QUAL
PAR48	ARM-48	HPCI PP TURB*RM	8.53	R/hr	N/A	10	GOOD
PAR49	ARM-49	REFUEL FLOOR AREA	0.44	R/hr	N/A	10	GOOD
PAR50	ARM-50	CRD NORTH	0.40	R/hr	N/A	10	GOOD
PAR51	ARM-51	CRD SOUTH	0.53	R/hr	N/A	10	GOOD
PAR52	ARM-52	RWCU RECIRC PP ACC	0.54	R/hr	N/A	10	GOOD
PAR53	ARM-53	ACCS TO REM SHUTD	0.36	R/hr	N/A	10	GOOD
PAR54	ARM-54	FUEL POOL PP RM	0.25	R/hr	N/A	10	GOOD
PAR55	ARM-55	RHR A*C PP ROOM	0.50	R/hr	N/A	10	GOOD
PAR56	ARM-56	RHR B*D PP ROOM	0.79	R/hr	N/A	10	GOOD
PAR57	ARM-57	RCIC PP*TURB RM	0.58	R/hr	N/A	10	GOOD

11/02/2000 07:05 PM

GROUP DISPLAY FOR E_RADMON
E-PLAN PROCESS RAD MONITOR

POINT ID		DESCRIPTION		CURRENT VALUE	UNITS	LOW ALARM COUNTS	HIGH/ALARM SENSOR	QUAL
NAR07	NAR-07	RBCCW RAD		7.83	CPS	N/A	N/A	GOOD
NAR08	NAR-08	SW EFFLUENT RAD		774.13	CPS	N/A	N/A	GOOD
MAR01	MAR-01	CNTM ACC HI RAD A		35.61	R/hr	N/A	N/A	GOOD
MAR02	MAR-02	CNTM ACC HI RAD B		32.88	R/hr	N/A	N/A	GOOD
NAR05	NAR-05	OFFGAS PRETREAT RAD A		26.57	mR/hr	N/A	N/A	GOOD
NAR06	NAR-06	OFFGAS PRETREAT RAD B		40.85	mR/hr	N/A	N/A	GOOD
NAR01	NAR-01	MAIN STEAM LINE RAD A	A	454309.61	mR/hr	N/A	N/A	GOOD
NAR02	NAR-02	MAIN STEAM LINE RAD B	A	442002.79	mR/hr	N/A	N/A	GOOD
NAR03	NAR-03	MAIN STEAM LINE RAD C	A	492242.14	mR/hr	N/A	N/A	GOOD
NAR04	NAR-04	MAIN STEAM LINE RAD D	A	458722.66	mR/hr	N/A	N/A	GOOD

11/02/2000 07:05 PM

GROUP DISPLAY FOR E_CSRAD
E-PLAN CNTRL STR AND RADWASTE

POINT ID		DESCRIPTION		CURRENT VALUE	UNITS	LOW ALARM COUNTS	HIGH/ALARM SENSOR	QUAL
PAR38	ARM-38	RAD CHEM LAB		0.37	mR/hr	N/A	4	GOOD
PAR39	ARM-39	MAIN CONTROL ROOM		0.21	mR/hr	N/A	4	GOOD
PAR37	ARM-37	STBY GAS TREAT RM	A	4.92	mR/hr	N/A	4	GOOD
PAR34	ARM-34	RW STOR/EQUIP AR		0.21	mR/hr	N/A	15	GOOD
PAR33	ARM-33	RAD WASTE CTRL RM		0.40	mR/hr	N/A	15	GOOD

11/02/2000 07:10 PM

GROUP DISPLAY FOR E_ARMHI
E-PLAN HI RANGE ARM READINGS

POINT ID		DESCRIPTION		CURRENT VALUE	UNITS	LOW ALARM COUNTS	HIGH/ALARM SENSOR	QUAL
PAR48	ARM-48	HPCI PP TURB*RM		8.31	R/hr	N/A	10	GOOD
PAR49	ARM-49	REFUEL FLOOR AREA		0.44	R/hr	N/A	10	GOOD
PAR50	ARM-50	CRD NORTH		0.41	R/hr	N/A	10	GOOD
PAR51	ARM-51	CRD SOUTH		0.54	R/hr	N/A	10	GOOD
PAR52	ARM-52	RWCU RECIRC PP ACC		0.54	R/hr	N/A	10	GOOD
PAR53	ARM-53	ACCS TO REM SHUTD		0.37	R/hr	N/A	10	GOOD
PAR54	ARM-54	FUEL POOL PP RM		0.25	R/hr	N/A	10	GOOD
PAR55	ARM-55	RHR A*C PP ROOM		0.50	R/hr	N/A	10	GOOD
PAR56	ARM-56	RHR B*D PP ROOM		0.81	R/hr	N/A	10	GOOD
PAR57	ARM-57	RCIC PP*TURB RM		0.58	R/hr	N/A	10	GOOD

11/02/2000 07:10 PM

GROUP DISPLAY FOR E_RADMON
E-PLAN PROCESS RAD MONITOR

POINT ID		DESCRIPTION		CURRENT VALUE	UNITS	LOW ALARM COUNTS	HIGH/ALARM SENSOR	QUAL
NAR07	NAR-07	RBCCW RAD		7.84	CPS	N/A	N/A	GOOD
NAR08	NAR-08	SW EFFLUENT RAD		780.38	CPS	N/A	N/A	GOOD
MAR01	MAR-01	CNTM ACC HI RAD A		34.52	R/hr	N/A	N/A	GOOD
MAR02	MAR-02	CNTM ACC HI RAD B		31.72	R/hr	N/A	N/A	GOOD
NAR05	NAR-05	OFFGAS PRETREAT RAD A		26.83	mR/hr	N/A	N/A	GOOD
NAR06	NAR-06	OFFGAS PRETREAT RAD B		40.85	mR/hr	N/A	N/A	GOOD
NAR01	NAR-01	MAIN STEAM LINE RAD A	A	444925.80	mR/hr	N/A	N/A	GOOD
NAR02	NAR-02	MAIN STEAM LINE RAD B	A	432843.64	mR/hr	N/A	N/A	GOOD
NAR03	NAR-03	MAIN STEAM LINE RAD C	A	482065.97	mR/hr	N/A	N/A	GOOD
NAR04	NAR-04	MAIN STEAM LINE RAD D	A	449246.07	mR/hr	N/A	N/A	GOOD

11/02/2000 07:10 PM

GROUP DISPLAY FOR E_CSRAD
E-PLAN CNTRL STR AND RADWASTE

POINT ID		DESCRIPTION		CURRENT VALUE	UNITS	LOW ALARM COUNTS	HIGH/ALARM SENSOR	QUAL
PAR38	ARM-38	RAD CHEM LAB		0.38	mR/hr	N/A	4	GOOD
PAR39	ARM-39	MAIN CONTROL ROOM		0.20	mR/hr	N/A	4	GOOD
PAR37	ARM-37	STBY GAS TREAT RM	A	6.08	mR/hr	N/A	4	GOOD
PAR34	ARM-34	RW STOR/EQUIP AR		0.20	mR/hr	N/A	15	GOOD
PAR33	ARM-33	RAD WASTE CTRL RM		0.41	mR/hr	N/A	15	GOOD

11/02/2000 07:15 PM

GROUP DISPLAY FOR E_ARMHI
E-PLAN HI RANGE ARM READINGS

POINT ID		DESCRIPTION	CURRENT VALUE	UNITS	LOW ALARM COUNTS	HIGH/ALARM SENSOR	QUAL
PAR48	ARM-48	HPCI PP TURB*RM	8.11	R/hr	N/A	10	GOOD
PAR49	ARM-49	REFUEL FLOOR AREA	0.45	R/hr	N/A	10	GOOD
PAR50	ARM-50	CRD NORTH	0.42	R/hr	N/A	10	GOOD
PAR51	ARM-51	CRD SOUTH	0.54	R/hr	N/A	10	GOOD
PAR52	ARM-52	RWCU RECIRC PP ACC	0.56	R/hr	N/A	10	GOOD
PAR53	ARM-53	ACCS TO REM SHUTD	0.38	R/hr	N/A	10	GOOD
PAR54	ARM-54	FUEL POOL PP RM	0.26	R/hr	N/A	10	GOOD
PAR55	ARM-55	RHR A*C PP ROOM	0.52	R/hr	N/A	10	GOOD
PAR56	ARM-56	RHR B*D PP ROOM	0.83	R/hr	N/A	10	GOOD
PAR57	ARM-57	RCIC PP*TURB RM	0.58	R/hr	N/A	10	GOOD

11/02/2000 07:15 PM

GROUP DISPLAY FOR E_RADMON
E-PLAN PROCESS RAD MONITOR

POINT ID		DESCRIPTION		CURRENT VALUE	UNITS	LOW ALARM COUNTS	HIGH/ALARM SENSOR	QUAL
NAR07	NAR-07	RBCCW RAD		7.82	CPS	N/A	N/A	GOOD
NAR08	NAR-08	SW EFFLUENT RAD		773.90	CPS	N/A	N/A	GOOD
MAR01	MAR-01	CNTM ACC HI RAD A		33.47	R/hr	N/A	N/A	GOOD
MAR02	MAR-02	CNTM ACC HI RAD B		30.67	R/hr	N/A	N/A	GOOD
NAR05	NAR-05	OFFGAS PRETREAT RAD A		26.84	mR/hr	N/A	N/A	GOOD
NAR06	NAR-06	OFFGAS PRETREAT RAD B		41.40	mR/hr	N/A	N/A	GOOD
NAR01	NAR-01	MAIN STEAM LINE RAD A	A	435934.77	mR/hr	N/A	N/A	GOOD
NAR02	NAR-02	MAIN STEAM LINE RAD B	A	424107.08	mR/hr	N/A	N/A	GOOD
NAR03	NAR-03	MAIN STEAM LINE RAD C	A	472333.69	mR/hr	N/A	N/A	GOOD
NAR04	NAR-04	MAIN STEAM LINE RAD D	A	440170.13	mR/hr	N/A	N/A	GOOD

11/02/2000 07:15 PM

GROUP DISPLAY FOR E_CSRAD
E-PLAN CNTRL STR AND RADWASTE

POINT ID		DESCRIPTION		CURRENT VALUE	UNITS	LOW ALARM COUNTS	HIGH/ALARM SENSOR	QUAL
PAR38	ARM-38	RAD CHEM LAB		0.39	mR/hr	N/A	4	GOOD
PAR39	ARM-39	MAIN CONTROL ROOM		0.21	mR/hr	N/A	4	GOOD
PAR37	ARM-37	STBY GAS TREAT RM	A	7.27	mR/hr	N/A	4	GOOD
PAR34	ARM-34	RW STOR/EQUIP AR		0.21	mR/hr	N/A	15	GOOD
PAR33	ARM-33	RAD WASTE CTRL RM		0.40	mR/hr	N/A	15	GOOD

11/02/2000 07:20 PM

GROUP DISPLAY FOR E_ARMHI
E-PLAN HI RANGE ARM READINGS

POINT ID		DESCRIPTION	CURRENT VALUE	UNITS	LOW ALARM COUNTS	HIGH/ALARM SENSOR	QUAL
PAR48	ARM-48	HPCI PP TURB*RM	7.93	R/hr	N/A	10	GOOD
PAR49	ARM-49	REFUEL FLOOR AREA	0.45	R/hr	N/A	10	GOOD
PAR50	ARM-50	CRD NORTH	0.43	R/hr	N/A	10	GOOD
PAR51	ARM-51	CRD SOUTH	0.56	R/hr	N/A	10	GOOD
PAR52	ARM-52	RWCU RECIRC PP ACC	0.57	R/hr	N/A	10	GOOD
PAR53	ARM-53	ACCS TO REM SHUTD	0.38	R/hr	N/A	10	GOOD
PAR54	ARM-54	FUEL POOL PP RM	0.27	R/hr	N/A	10	GOOD
PAR55	ARM-55	RHR A*C PP ROOM	0.53	R/hr	N/A	10	GOOD
PAR56	ARM-56	RHR B*D PP ROOM	0.85	R/hr	N/A	10	GOOD
PAR57	ARM-57	RCIC PP*TURB RM	0.60	R/hr	N/A	10	GOOD

11/02/2000 07:20 PM

GROUP DISPLAY FOR E_RADMON
E-PLAN PROCESS RAD MONITOR

POINT ID		DESCRIPTION		CURRENT VALUE	UNITS	LOW ALARM COUNTS	HIGH/ALARM SENSOR	QUAL
NAR07	NAR-07	RBCCW RAD		7.86	CPS	N/A	N/A	GOOD
NAR08	NAR-08	SW EFFLUENT RAD		776.49	CPS	N/A	N/A	GOOD
MAR01	MAR-01	CNTM ACC HI RAD A		32.49	R/hr	N/A	N/A	GOOD
MAR02	MAR-02	CNTM ACC HI RAD B		29.73	R/hr	N/A	N/A	GOOD
NAR05	NAR-05	OFFGAS PRETREAT RAD A		26.64	mR/hr	N/A	N/A	GOOD
NAR06	NAR-06	OFFGAS PRETREAT RAD B		41.17	mR/hr	N/A	N/A	GOOD
NAR01	NAR-01	MAIN STEAM LINE RAD A	A	427322.71	mR/hr	N/A	N/A	GOOD
NAR02	NAR-02	MAIN STEAM LINE RAD B	A	415722.73	mR/hr	N/A	N/A	GOOD
NAR03	NAR-03	MAIN STEAM LINE RAD C	A	463018.96	mR/hr	N/A	N/A	GOOD
NAR04	NAR-04	MAIN STEAM LINE RAD D	A	431501.25	mR/hr	N/A	N/A	GOOD

11/02/2000 07:20 PM

GROUP DISPLAY FOR E_CSRAD
E-PLAN CNTRL STR AND RADWASTE

POINT ID		DESCRIPTION		CURRENT VALUE	UNITS	LOW ALARM COUNTS	HIGH/ALARM SENSOR	QUAL
PAR38	ARM-38	RAD CHEM LAB		0.41	mR/hr	N/A	4	GOOD
PAR39	ARM-39	MAIN CONTROL ROOM		0.21	mR/hr	N/A	4	GOOD
PAR37	ARM-37	STBY GAS TREAT RM	A	8.48	mR/hr	N/A	4	GOOD
PAR34	ARM-34	RW STOR/EQUIP AR		0.21	mR/hr	N/A	15	GOOD
PAR33	ARM-33	RAD WASTE CTRL RM		0.40	mR/hr	N/A	15	GOOD

11/02/2000 07:25 PM

GROUP DISPLAY FOR E_ARMHI
E-PLAN HI RANGE ARM READINGS

POINT ID		DESCRIPTION		CURRENT VALUE	UNITS	LOW ALARM COUNTS	HIGH/ALARM SENSOR	QUAL
PAR48	ARM-48	HPCI PP TURB*RM		7.75	R/hr	N/A	10	GOOD
PAR49	ARM-49	REFUEL FLOOR AREA		0.46	R/hr	N/A	10	GOOD
PAR50	ARM-50	CRD NORTH		0.43	R/hr	N/A	10	GOOD
PAR51	ARM-51	CRD SOUTH		0.57	R/hr	N/A	10	GOOD
PAR52	ARM-52	RWCU RECIRC PP ACC		0.57	R/hr	N/A	10	GOOD
PAR53	ARM-53	ACCS TO REM SHUTD		0.40	R/hr	N/A	10	GOOD
PAR54	ARM-54	FUEL POOL PP RM		0.27	R/hr	N/A	10	GOOD
PAR55	ARM-55	RHR A*C PP ROOM		0.55	R/hr	N/A	10	GOOD
PAR56	ARM-56	RHR B*D PP ROOM		0.85	R/hr	N/A	10	GOOD
PAR57	ARM-57	RCIC PP*TURB RM		0.59	R/hr	N/A	10	GOOD

11/02/2000 07:25 PM

GROUP DISPLAY FOR E_RADMON
E-PLAN PROCESS RAD MONITOR

POINT ID		DESCRIPTION		CURRENT VALUE	UNITS	LOW ALARM COUNTS	HIGH/ALARM SENSOR	QUAL
NAR07	NAR-07	RBCCW RAD		7.85	CPS	N/A	N/A	GOOD
NAR08	NAR-08	SW EFFLUENT RAD		781.51	CPS	N/A	N/A	GOOD
MAR01	MAR-01	CNTM ACC HI RAD A		31.63	R/hr	N/A	N/A	GOOD
MAR02	MAR-02	CNTM ACC HI RAD B		28.77	R/hr	N/A	N/A	GOOD
NAR05	NAR-05	OFFGAS PRETREAT RAD A		27.32	mR/hr	N/A	N/A	GOOD
NAR06	NAR-06	OFFGAS PRETREAT RAD B		40.77	mR/hr	N/A	N/A	GOOD
NAR01	NAR-01	MAIN STEAM LINE RAD A	A	419056.26	mR/hr	N/A	N/A	GOOD
NAR02	NAR-02	MAIN STEAM LINE RAD B	A	407686.93	mR/hr	N/A	N/A	GOOD
NAR03	NAR-03	MAIN STEAM LINE RAD C	A	454076.59	mR/hr	N/A	N/A	GOOD
NAR04	NAR-04	MAIN STEAM LINE RAD D	A	423175.47	mR/hr	N/A	N/A	GOOD

11/02/2000 07:25 PM

GROUP DISPLAY FOR E_CSRAD
E-PLAN CNTRL STR AND RADWASTE

POINT ID		DESCRIPTION		CURRENT VALUE	UNITS	LOW ALARM COUNTS	HIGH/ALARM SENSOR	QUAL
PAR38	ARM-38	RAD CHEM LAB		0.42	mR/hr	N/A	4	GOOD
PAR39	ARM-39	MAIN CONTROL ROOM		0.21	mR/hr	N/A	4	GOOD
PAR37	ARM-37	STBY GAS TREAT RM	A	9.69	mR/hr	N/A	4	GOOD
PAR34	ARM-34	RW STOR/EQUIP AR		0.20	mR/hr	N/A	15	GOOD
PAR33	ARM-33	RAD WASTE CTRL RM		0.41	mR/hr	N/A	15	GOOD

11/02/2000 07:30 PM

GROUP DISPLAY FOR E_ARMHI
E-PLAN HI RANGE ARM READINGS

POINT ID		DESCRIPTION	CURRENT VALUE	UNITS	LOW ALARM COUNTS	HIGH/ALARM SENSOR	QUAL
PAR48	ARM-48	HPCI PP TURB*RM	7.58	R/hr	N/A	10	GOOD
PAR49	ARM-49	REFUEL FLOOR AREA	0.47	R/hr	N/A	10	GOOD
PAR50	ARM-50	CRD NORTH	0.45	R/hr	N/A	10	GOOD
PAR51	ARM-51	CRD SOUTH	0.57	R/hr	N/A	10	GOOD
PAR52	ARM-52	RWCU RECIRC PP ACC	0.58	R/hr	N/A	10	GOOD
PAR53	ARM-53	ACCS TO REM SHUTD	0.41	R/hr	N/A	10	GOOD
PAR54	ARM-54	FUEL POOL PP RM	0.29	R/hr	N/A	10	GOOD
PAR55	ARM-55	RHR A*C PP ROOM	0.59	R/hr	N/A	10	GOOD
PAR56	ARM-56	RHR B*D PP ROOM	0.86	R/hr	N/A	10	GOOD
PAR57	ARM-57	RCIC PP*TURB RM	0.60	R/hr	N/A	10	GOOD

11/02/2000 07:30 PM

GROUP DISPLAY FOR E_RADMON
E-PLAN PROCESS RAD MONITOR

POINT ID		DESCRIPTION		CURRENT VALUE	UNITS	LOW ALARM COUNTS	HIGH/ALARM SENSOR	QUAL
NAR07	NAR-07	RBCCW RAD		7.84	CPS	N/A	N/A	GOOD
NAR08	NAR-08	SW EFFLUENT RAD		775.34	CPS	N/A	N/A	GOOD
MAR01	MAR-01	CNTM ACC HI RAD A		30.70	R/hr	N/A	N/A	GOOD
MAR02	MAR-02	CNTM ACC HI RAD B		27.85	R/hr	N/A	N/A	GOOD
NAR05	NAR-05	OFFGAS PRETREAT RAD A		26.95	mR/hr	N/A	N/A	GOOD
NAR06	NAR-06	OFFGAS PRETREAT RAD B		41.38	mR/hr	N/A	N/A	GOOD
NAR01	NAR-01	MAIN STEAM LINE RAD A	A	411146.68	mR/hr	N/A	N/A	GOOD
NAR02	NAR-02	MAIN STEAM LINE RAD B	A	399969.27	mR/hr	N/A	N/A	GOOD
NAR03	NAR-03	MAIN STEAM LINE RAD C	A	445487.47	mR/hr	N/A	N/A	GOOD
NAR04	NAR-04	MAIN STEAM LINE RAD D	A	415182.72	mR/hr	N/A	N/A	GOOD

11/02/2000 07:30 PM

GROUP DISPLAY FOR E_CSRAD
E-PLAN CNTRL STR AND RADWASTE

POINT ID		DESCRIPTION		CURRENT VALUE	UNITS	LOW ALARM COUNTS	HIGH/ALARM SENSOR	QUAL
PAR38	ARM-38	RAD CHEM LAB		0.43	mR/hr	N/A	4	GOOD
PAR39	ARM-39	MAIN CONTROL ROOM		0.21	mR/hr	N/A	4	GOOD
PAR37	ARM-37	STBY GAS TREAT RM	A	10.90	mR/hr	N/A	4	GOOD
PAR34	ARM-34	RW STOR/EQUIP AR		0.20	mR/hr	N/A	15	GOOD
PAR33	ARM-33	RAD WASTE CTRL RM		0.41	mR/hr	N/A	15	GOOD

11/02/2000 07:35 PM

GROUP DISPLAY FOR E_ARMHI
E-PLAN HI RANGE ARM READINGS

POINT ID		DESCRIPTION	CURRENT VALUE	UNITS	LOW ALARM COUNTS	HIGH/ALARM SENSOR	QUAL
PAR48	ARM-48	HPCI PP TURB*RM	7.41	R/hr	N/A	10	GOOD
PAR49	ARM-49	REFUEL FLOOR AREA	0.47	R/hr	N/A	10	GOOD
PAR50	ARM-50	CRD NORTH	0.45	R/hr	N/A	10	GOOD
PAR51	ARM-51	CRD SOUTH	0.59	R/hr	N/A	10	GOOD
PAR52	ARM-52	RWCU RECIRC PP ACC	0.59	R/hr	N/A	10	GOOD
PAR53	ARM-53	ACCS TO REM SHUTD	0.42	R/hr	N/A	10	GOOD
PAR54	ARM-54	FUEL POOL PP RM	0.29	R/hr	N/A	10	GOOD
PAR55	ARM-55	RHR A*C PP ROOM	0.58	R/hr	N/A	10	GOOD
PAR56	ARM-56	RHR B*D PP ROOM	0.88	R/hr	N/A	10	GOOD
PAR57	ARM-57	RCIC PP*TURB RM	0.60	R/hr	N/A	10	GOOD

11/02/2000 07:35 PM

GROUP DISPLAY FOR E_RADMON
E-PLAN PROCESS RAD MONITOR

POINT ID		DESCRIPTION		CURRENT VALUE	UNITS	LOW ALARM COUNTS	HIGH/ALARM SENSOR	QUAL
NAR07	NAR-07	RBCCW RAD		7.88	CPS	N/A	N/A	GOOD
NAR08	NAR-08	SW EFFLUENT RAD		779.46	CPS	N/A	N/A	GOOD
MAR01	MAR-01	CNTM ACC HI RAD A		29.86	R/hr	N/A	N/A	GOOD
MAR02	MAR-02	CNTM ACC HI RAD B		27.02	R/hr	N/A	N/A	GOOD
NAR05	NAR-05	OFFGAS PRETREAT RAD A		26.99	mR/hr	N/A	N/A	GOOD
NAR06	NAR-06	OFFGAS PRETREAT RAD B		41.04	mR/hr	N/A	N/A	GOOD
NAR01	NAR-01	MAIN STEAM LINE RAD A	A	403546.33	mR/hr	N/A	N/A	GOOD
NAR02	NAR-02	MAIN STEAM LINE RAD B	A	392565.41	mR/hr	N/A	N/A	GOOD
NAR03	NAR-03	MAIN STEAM LINE RAD C	A	437274.85	mR/hr	N/A	N/A	GOOD
NAR04	NAR-04	MAIN STEAM LINE RAD D	A	407537.97	mR/hr	N/A	N/A	GOOD

11/02/2000 07:35 PM

GROUP DISPLAY FOR E_CSRAD
E-PLAN CNTRL STR AND RADWASTE

POINT ID		DESCRIPTION		CURRENT VALUE	UNITS	LOW ALARM COUNTS	HIGH/ALARM SENSOR	QUAL
PAR38	ARM-38	RAD CHEM LAB		0.44	mR/hr	N/A	4	GOOD
PAR39	ARM-39	MAIN CONTROL ROOM		0.20	mR/hr	N/A	4	GOOD
PAR37	ARM-37	STBY GAS TREAT RM	A	12.09	mR/hr	N/A	4	GOOD
PAR34	ARM-34	RW STOR/EQUIP AR		0.21	mR/hr	N/A	15	GOOD
PAR33	ARM-33	RAD WASTE CTRL RM		0.41	mR/hr	N/A	15	GOOD

11/02/2000 07:40 PM

GROUP DISPLAY FOR E_ARMHI
E-PLAN HI RANGE ARM READINGS

POINT ID		DESCRIPTION	CURRENT VALUE	UNITS	LOW ALARM COUNTS	HIGH/ALARM SENSOR	QUAL
PAR48	ARM-48	HPCI PP TURB*RM	7.26	R/hr	N/A	10	GOOD
PAR49	ARM-49	REFUEL FLOOR AREA	0.48	R/hr	N/A	10	GOOD
PAR50	ARM-50	CRD NORTH	0.47	R/hr	N/A	10	GOOD
PAR51	ARM-51	CRD SOUTH	0.59	R/hr	N/A	10	GOOD
PAR52	ARM-52	RWCU RECIRC PP ACC	0.60	R/hr	N/A	10	GOOD
PAR53	ARM-53	ACCS TO REM SHUTD	0.43	R/hr	N/A	10	GOOD
PAR54	ARM-54	FUEL POOL PP RM	0.30	R/hr	N/A	10	GOOD
PAR55	ARM-55	RHR A*C PP ROOM	0.58	R/hr	N/A	10	GOOD
PAR56	ARM-56	RHR B*D PP ROOM	0.87	R/hr	N/A	10	GOOD
PAR57	ARM-57	RCIC PP*TURB RM	0.61	R/hr	N/A	10	GOOD

11/02/2000 07:40 PM

GROUP DISPLAY FOR E_RADMON
E-PLAN PROCESS RAD MONITOR

POINT ID		DESCRIPTION		CURRENT VALUE	UNITS	LOW ALARM COUNTS	HIGH/ALARM SENSOR	QUAL
NAR07	NAR-07	RBCCW RAD		7.88	CPS	N/A	N/A	GOOD
NAR08	NAR-08	SW EFFLUENT RAD		775.21	CPS	N/A	N/A	GOOD
MAR01	MAR-01	CNTM ACC HI RAD A		29.08	R/hr	N/A	N/A	GOOD
MAR02	MAR-02	CNTM ACC HI RAD B		26.23	R/hr	N/A	N/A	GOOD
NAR05	NAR-05	OFFGAS PRETREAT RAD A		26.82	mR/hr	N/A	N/A	GOOD
NAR06	NAR-06	OFFGAS PRETREAT RAD B		41.43	mR/hr	N/A	N/A	GOOD
NAR01	NAR-01	MAIN STEAM LINE RAD A	A	396237.45	mR/hr	N/A	N/A	GOOD
NAR02	NAR-02	MAIN STEAM LINE RAD B	A	385471.26	mR/hr	N/A	N/A	GOOD
NAR03	NAR-03	MAIN STEAM LINE RAD C	A	429374.98	mR/hr	N/A	N/A	GOOD
NAR04	NAR-04	MAIN STEAM LINE RAD D	A	400181.66	mR/hr	N/A	N/A	GOOD

11/02/2000 07:40 PM

GROUP DISPLAY FOR E_CSRAD
E-PLAN CNTRL STR AND RADWASTE

POINT ID		DESCRIPTION		CURRENT VALUE	UNITS	LOW ALARM COUNTS	HIGH/ALARM SENSOR	QUAL
PAR38	ARM-38	RAD CHEM LAB		0.45	mR/hr	N/A	4	GOOD
PAR39	ARM-39	MAIN CONTROL ROOM		0.20	mR/hr	N/A	4	GOOD
PAR37	ARM-37	STBY GAS TREAT RM	A	13.28	mR/hr	N/A	4	GOOD
PAR34	ARM-34	RW STOR/EQUIP AR		0.21	mR/hr	N/A	15	GOOD
PAR33	ARM-33	RAD WASTE CTRL RM		0.41	mR/hr	N/A	15	GOOD

11/02/2000 07:45 PM

GROUP DISPLAY FOR E_ARMHI
E-PLAN HI RANGE ARM READINGS

POINT ID		DESCRIPTION	CURRENT VALUE	UNITS	LOW ALARM COUNTS	HIGH/ALARM SENSOR	QUAL
PAR48	ARM-48	HPCI PP TURB*RM	7.11	R/hr	N/A	10	GOOD
PAR49	ARM-49	REFUEL FLOOR AREA	0.49	R/hr	N/A	10	GOOD
PAR50	ARM-50	CRD NORTH	0.48	R/hr	N/A	10	GOOD
PAR51	ARM-51	CRD SOUTH	0.60	R/hr	N/A	10	GOOD
PAR52	ARM-52	RWCU RECIRC PP ACC	0.61	R/hr	N/A	10	GOOD
PAR53	ARM-53	ACCS TO REM SHUTD	0.44	R/hr	N/A	10	GOOD
PAR54	ARM-54	FUEL POOL PP RM	0.30	R/hr	N/A	10	GOOD
PAR55	ARM-55	RHR A*C PP ROOM	0.63	R/hr	N/A	10	GOOD
PAR56	ARM-56	RHR B*D PP ROOM	0.92	R/hr	N/A	10	GOOD
PAR57	ARM-57	RCIC PP*TURB RM	0.62	R/hr	N/A	10	GOOD

11/02/2000 07:45 PM

GROUP DISPLAY FOR E_RADMON
E-PLAN PROCESS RAD MONITOR

POINT ID		DESCRIPTION		CURRENT VALUE	UNITS	LOW ALARM COUNTS	HIGH/ALARM SENSOR	QUAL
NAR07	NAR-07	RBCCW RAD		7.83	CPS	N/A	N/A	GOOD
NAR08	NAR-08	SW EFFLUENT RAD		773.35	CPS	N/A	N/A	GOOD
MAR01	MAR-01	CNTM ACC HI RAD A		28.31	R/hr	N/A	N/A	GOOD
MAR02	MAR-02	CNTM ACC HI RAD B		25.44	R/hr	N/A	N/A	GOOD
NAR05	NAR-05	OFFGAS PRETREAT RAD A		26.42	mR/hr	N/A	N/A	GOOD
NAR06	NAR-06	OFFGAS PRETREAT RAD B		41.40	mR/hr	N/A	N/A	GOOD
NAR01	NAR-01	MAIN STEAM LINE RAD A	A	389235.35	mR/hr	N/A	N/A	GOOD
NAR02	NAR-02	MAIN STEAM LINE RAD B	A	378657.34	mR/hr	N/A	N/A	GOOD
NAR03	NAR-03	MAIN STEAM LINE RAD C	A	421774.26	mR/hr	N/A	N/A	GOOD
NAR04	NAR-04	MAIN STEAM LINE RAD D	A	393099.83	mR/hr	N/A	N/A	GOOD

11/02/2000 07:45 PM

GROUP DISPLAY FOR E_CSRAD
E-PLAN CNTRL STR AND RADWASTE

POINT ID		DESCRIPTION		CURRENT VALUE	UNITS	LOW ALARM COUNTS	HIGH/ALARM SENSOR	QUAL
PAR38	ARM-38	RAD CHEM LAB		0.45	mR/hr	N/A	4	GOOD
PAR39	ARM-39	MAIN CONTROL ROOM		0.21	mR/hr	N/A	4	GOOD
PAR37	ARM-37	STBY GAS TREAT RM	A	14.44	mR/hr	N/A	4	GOOD
PAR34	ARM-34	RW STOR/EQUIP AR		0.20	mR/hr	N/A	15	GOOD
PAR33	ARM-33	RAD WASTE CTRL RM		0.41	mR/hr	N/A	15	GOOD

11/02/2000 07:50 PM

GROUP DISPLAY FOR E_ARMHI
E-PLAN HI RANGE ARM READINGS

POINT ID		DESCRIPTION	CURRENT VALUE	UNITS	LOW ALARM COUNTS	HIGH/ALARM SENSOR	QUAL
PAR48	ARM-48	HPCI PP TURB*RM	6.97	R/hr	N/A	10	GOOD
PAR49	ARM-49	REFUEL FLOOR AREA	0.49	R/hr	N/A	10	GOOD
PAR50	ARM-50	CRD NORTH	0.49	R/hr	N/A	10	GOOD
PAR51	ARM-51	CRD SOUTH	0.61	R/hr	N/A	10	GOOD
PAR52	ARM-52	RWCU RECIRC PP ACC	0.62	R/hr	N/A	10	GOOD
PAR53	ARM-53	ACCS TO REM SHUTD	0.45	R/hr	N/A	10	GOOD
PAR54	ARM-54	FUEL POOL PP RM	0.31	R/hr	N/A	10	GOOD
PAR55	ARM-55	RHR A*C PP ROOM	0.60	R/hr	N/A	10	GOOD
PAR56	ARM-56	RHR B*D PP ROOM	0.89	R/hr	N/A	10	GOOD
PAR57	ARM-57	RCIC PP*TURB RM	0.63	R/hr	N/A	10	GOOD

11/02/2000 07:50 PM

GROUP DISPLAY FOR E_RADMON
E-PLAN PROCESS RAD MONITOR

POINT ID		DESCRIPTION		CURRENT VALUE	UNITS	LOW ALARM COUNTS	HIGH/ALARM SENSOR	QUAL
NAR07	NAR-07	RBCCW RAD		7.82	CPS	N/A	N/A	GOOD
NAR08	NAR-08	SW EFFLUENT RAD		778.48	CPS	N/A	N/A	GOOD
MAR01	MAR-01	CNTM ACC HI RAD A		27.57	R/hr	N/A	N/A	GOOD
MAR02	MAR-02	CNTM ACC HI RAD B		24.73	R/hr	N/A	N/A	GOOD
NAR05	NAR-05	OFFGAS PRETREAT RAD A		26.46	mR/hr	N/A	N/A	GOOD
NAR06	NAR-06	OFFGAS PRETREAT RAD B		40.78	mR/hr	N/A	N/A	GOOD
NAR01	NAR-01	MAIN STEAM LINE RAD A	A	382492.40	mR/hr	N/A	N/A	GOOD
NAR02	NAR-02	MAIN STEAM LINE RAD B	A	372076.98	mR/hr	N/A	N/A	GOOD
NAR03	NAR-03	MAIN STEAM LINE RAD C	A	414479.16	mR/hr	N/A	N/A	GOOD
NAR04	NAR-04	MAIN STEAM LINE RAD D	A	386309.40	mR/hr	N/A	N/A	GOOD

11/02/2000 07:50 PM

GROUP DISPLAY FOR E_CSRAD
E-PLAN CNTRL STR AND RADWASTE

POINT ID		DESCRIPTION		CURRENT VALUE	UNITS	LOW ALARM COUNTS	HIGH/ALARM SENSOR	QUAL
PAR38	ARM-38	RAD CHEM LAB		0.46	mR/hr	N/A	4	GOOD
PAR39	ARM-39	MAIN CONTROL ROOM		0.21	mR/hr	N/A	4	GOOD
PAR37	ARM-37	STBY GAS TREAT RM	A	15.57	mR/hr	N/A	4	GOOD
PAR34	ARM-34	RW STOR/EQUIP AR		0.21	mR/hr	N/A	15	GOOD
PAR33	ARM-33	RAD WASTE CTRL RM		0.40	mR/hr	N/A	15	GOOD

11/02/2000 07:55 PM

GROUP DISPLAY FOR E_ARMHI
E-PLAN HI RANGE ARM READINGS

POINT ID		DESCRIPTION	CURRENT VALUE	UNITS	LOW ALARM COUNTS	HIGH/ALARM SENSOR	QUAL
PAR48	ARM-48	HPCI PP TURB*RM	6.82	R/hr	N/A	10	GOOD
PAR49	ARM-49	REFUEL FLOOR AREA	0.50	R/hr	N/A	10	GOOD
PAR50	ARM-50	CRD NORTH	0.49	R/hr	N/A	10	GOOD
PAR51	ARM-51	CRD SOUTH	0.61	R/hr	N/A	10	GOOD
PAR52	ARM-52	RWCU RECIRC PP ACC	0.62	R/hr	N/A	10	GOOD
PAR53	ARM-53	ACCS TO REM SHUTD	0.46	R/hr	N/A	10	GOOD
PAR54	ARM-54	FUEL POOL PP RM	0.32	R/hr	N/A	10	GOOD
PAR55	ARM-55	RHR A*C PP ROOM	0.65	R/hr	N/A	10	GOOD
PAR56	ARM-56	RHR B*D PP ROOM	0.93	R/hr	N/A	10	GOOD
PAR57	ARM-57	RCIC PP*TURB RM	0.63	R/hr	N/A	10	GOOD

11/02/2000 07:55 PM

GROUP DISPLAY FOR E_RADMON
E-PLAN PROCESS RAD MONITOR

POINT ID		DESCRIPTION		CURRENT VALUE	UNITS	LOW ALARM COUNTS	HIGH/ALARM SENSOR	QUAL
NAR07	NAR-07	RBCCW RAD		7.89	CPS	N/A	N/A	GOOD
NAR08	NAR-08	SW EFFLUENT RAD		780.16	CPS	N/A	N/A	GOOD
MAR01	MAR-01	CNTM ACC HI RAD A		26.94	R/hr	N/A	N/A	GOOD
MAR02	MAR-02	CNTM ACC HI RAD B		24.06	R/hr	N/A	N/A	GOOD
NAR05	NAR-05	OFFGAS PRETREAT RAD A		26.59	mR/hr	N/A	N/A	GOOD
NAR06	NAR-06	OFFGAS PRETREAT RAD B		40.60	mR/hr	N/A	N/A	GOOD
NAR01	NAR-01	MAIN STEAM LINE RAD A	A	376015.67	mR/hr	N/A	N/A	GOOD
NAR02	NAR-02	MAIN STEAM LINE RAD B	A	365778.72	mR/hr	N/A	N/A	GOOD
NAR03	NAR-03	MAIN STEAM LINE RAD C	A	407465.33	mR/hr	N/A	N/A	GOOD
NAR04	NAR-04	MAIN STEAM LINE RAD D	A	379770.04	mR/hr	N/A	N/A	GOOD

11/02/2000 07:55 PM

GROUP DISPLAY FOR E_CSRAD
E-PLAN CNTRL STR AND RADWASTE

POINT ID		DESCRIPTION		CURRENT VALUE	UNITS	LOW ALARM COUNTS	HIGH/ALARM SENSOR	QUAL
PAR38	ARM-38	RAD CHEM LAB		0.47	mR/hr	N/A	4	GOOD
PAR39	ARM-39	MAIN CONTROL ROOM		0.21	mR/hr	N/A	4	GOOD
PAR37	ARM-37	STBY GAS TREAT RM	A	16.69	mR/hr	N/A	4	GOOD
PAR34	ARM-34	RW STOR/EQUIP AR		0.20	mR/hr	N/A	15	GOOD
PAR33	ARM-33	RAD WASTE CTRL RM		0.41	mR/hr	N/A	15	GOOD

11/02/2000 08:00 PM

GROUP DISPLAY FOR E_ARMHI
E-PLAN HI RANGE ARM READINGS

POINT ID		DESCRIPTION	CURRENT VALUE	UNITS	LOW ALARM COUNTS	HIGH/ALARM SENSOR	QUAL
PAR48	ARM-48	HPCI PP TURB*RM	7.09	R/hr	N/A	10	GOOD
PAR49	ARM-49	REFUEL FLOOR AREA	0.72	R/hr	N/A	10	GOOD
PAR50	ARM-50	CRD NORTH	0.93	R/hr	N/A	10	GOOD
PAR51	ARM-51	CRD SOUTH	1.04	R/hr	N/A	10	GOOD
PAR52	ARM-52	RWCU RECIRC PP ACC	0.96	R/hr	N/A	10	GOOD
PAR53	ARM-53	ACCS TO REM SHUTD	0.86	R/hr	N/A	10	GOOD
PAR54	ARM-54	FUEL POOL PP RM	0.62	R/hr	N/A	10	GOOD
PAR55	ARM-55	RHR A*C PP ROOM	1.05	R/hr	N/A	10	GOOD
PAR56	ARM-56	RHR B*D PP ROOM	1.32	R/hr	N/A	10	GOOD
PAR57	ARM-57	RCIC PP*TURB RM	0.98	R/hr	N/A	10	GOOD

11/02/2000 08:00 PM

GROUP DISPLAY FOR E_RADMON
E-PLAN PROCESS RAD MONITOR

POINT ID		DESCRIPTION		CURRENT VALUE	UNITS	LOW ALARM COUNTS	HIGH/ALARM SENSOR	QUAL
NAR07	NAR-07	RBCCW RAD		7.90	CPS	N/A	N/A	GOOD
NAR08	NAR-08	SW EFFLUENT RAD		775.00	CPS	N/A	N/A	GOOD
MAR01	MAR-01	CNTM ACC HI RAD A		26.27	R/hr	N/A	N/A	GOOD
MAR02	MAR-02	CNTM ACC HI RAD B		23.36	R/hr	N/A	N/A	GOOD
NAR05	NAR-05	OFFGAS PRETREAT RAD A		26.92	mR/hr	N/A	N/A	GOOD
NAR06	NAR-06	OFFGAS PRETREAT RAD B		40.70	mR/hr	N/A	N/A	GOOD
NAR01	NAR-01	MAIN STEAM LINE RAD A	A	369764.04	mR/hr	N/A	N/A	GOOD
NAR02	NAR-02	MAIN STEAM LINE RAD B	A	359695.97	mR/hr	N/A	N/A	GOOD
NAR03	NAR-03	MAIN STEAM LINE RAD C	A	400695.65	mR/hr	N/A	N/A	GOOD
NAR04	NAR-04	MAIN STEAM LINE RAD D	A	373482.95	mR/hr	N/A	N/A	GOOD

11/02/2000 08:00 PM

GROUP DISPLAY FOR E_CSRAD
E-PLAN CNTRL STR AND RADWASTE

POINT ID		DESCRIPTION		CURRENT VALUE	UNITS	LOW ALARM COUNTS	HIGH/ALARM SENSOR	QUAL
PAR38	ARM-38	RAD CHEM LAB		0.71	mR/hr	N/A	4	GOOD
PAR39	ARM-39	MAIN CONTROL ROOM		0.21	mR/hr	N/A	4	GOOD
PAR37	ARM-37	STBY GAS TREAT RM	A	64.46	mR/hr	N/A	4	GOOD
PAR34	ARM-34	RW STOR/EQUIP AR		0.21	mR/hr	N/A	15	GOOD
PAR33	ARM-33	RAD WASTE CTRL RM		0.41	mR/hr	N/A	15	GOOD

11/02/2000 08:05 PM

GROUP DISPLAY FOR E_ARMHI
E-PLAN HI RANGE ARM READINGS

POINT ID		DESCRIPTION	CURRENT VALUE	UNITS	LOW ALARM COUNTS	HIGH/ALARM SENSOR	QUAL
PAR48	ARM-48	HPCI PP TURB*RM	7.65	R/hr	N/A	10	GOOD
PAR49	ARM-49	REFUEL FLOOR AREA	1.10	R/hr	N/A	10	GOOD
PAR50	ARM-50	CRD NORTH	1.71	R/hr	N/A	10	GOOD
PAR51	ARM-51	CRD SOUTH	1.79	R/hr	N/A	10	GOOD
PAR52	ARM-52	RWCU RECIRC PP ACC	1.54	R/hr	N/A	10	GOOD
PAR53	ARM-53	ACCS TO REM SHUTD	1.54	R/hr	N/A	10	GOOD
PAR54	ARM-54	FUEL POOL PP RM	1.15	R/hr	N/A	10	GOOD
PAR55	ARM-55	RHR A*C PP ROOM	1.78	R/hr	N/A	10	GOOD
PAR56	ARM-56	RHR B*D PP ROOM	2.04	R/hr	N/A	10	GOOD
PAR57	ARM-57	RCIC PP*TURB RM	1.53	R/hr	N/A	10	GOOD

11/02/2000 08:05 PM

GROUP DISPLAY FOR E_RADMON
E-PLAN PROCESS RAD MONITOR

POINT ID		DESCRIPTION		CURRENT VALUE	UNITS	LOW ALARM COUNTS	HIGH/ALARM SENSOR	QUAL
NAR07	NAR-07	RBCCW RAD		7.86	CPS	N/A	N/A	GOOD
NAR08	NAR-08	SW EFFLUENT RAD		775.55	CPS	N/A	N/A	GOOD
MAR01	MAR-01	CNTM ACC HI RAD A		25.64	R/hr	N/A	N/A	GOOD
MAR02	MAR-02	CNTM ACC HI RAD B		22.79	R/hr	N/A	N/A	GOOD
NAR05	NAR-05	OFFGAS PRETREAT RAD A		26.61	mR/hr	N/A	N/A	GOOD
NAR06	NAR-06	OFFGAS PRETREAT RAD B		40.75	mR/hr	N/A	N/A	GOOD
NAR01	NAR-01	MAIN STEAM LINE RAD A	A	363754.67	mR/hr	N/A	N/A	GOOD
NAR02	NAR-02	MAIN STEAM LINE RAD B	A	353838.71	mR/hr	N/A	N/A	GOOD
NAR03	NAR-03	MAIN STEAM LINE RAD C	A	394178.52	mR/hr	N/A	N/A	GOOD
NAR04	NAR-04	MAIN STEAM LINE RAD D	A	367424.71	mR/hr	N/A	N/A	GOOD

11/02/2000 08:05 PM

GROUP DISPLAY FOR E_CSRAD
E-PLAN CNTRL STR AND RADWASTE

POINT ID		DESCRIPTION		CURRENT VALUE	UNITS	LOW ALARM COUNTS	HIGH/ALARM SENSOR	QUAL
PAR38	ARM-38	RAD CHEM LAB		1.13	mR/hr	N/A	4	GOOD
PAR39	ARM-39	MAIN CONTROL ROOM		0.21	mR/hr	N/A	4	GOOD
PAR37	ARM-37	STBY GAS TREAT RM	A	100.00	mR/hr	N/A	4	GOOD
PAR34	ARM-34	RW STOR/EQUIP AR		0.20	mR/hr	N/A	15	GOOD
PAR33	ARM-33	RAD WASTE CTRL RM		0.40	mR/hr	N/A	15	GOOD

11/02/2000 08:10 PM

GROUP DISPLAY FOR E_ARMHI
E-PLAN HI RANGE ARM READINGS

POINT ID		DESCRIPTION	CURRENT VALUE	UNITS	LOW ALARM COUNTS	HIGH/ALARM SENSOR	QUAL
PAR48	ARM-48	HPCI PP TURB*RM	8.44	R/hr	N/A	10	GOOD
PAR49	ARM-49	REFUEL FLOOR AREA	1.61	R/hr	N/A	10	GOOD
PAR50	ARM-50	CRD NORTH	2.73	R/hr	N/A	10	GOOD
PAR51	ARM-51	CRD SOUTH	2.78	R/hr	N/A	10	GOOD
PAR52	ARM-52	RWCU RECIRC PP ACC	2.30	R/hr	N/A	10	GOOD
PAR53	ARM-53	ACCS TO REM SHUTD	2.46	R/hr	N/A	10	GOOD
PAR54	ARM-54	FUEL POOL PP RM	1.84	R/hr	N/A	10	GOOD
PAR55	ARM-55	RHR A*C PP ROOM	2.79	R/hr	N/A	10	GOOD
PAR56	ARM-56	RHR B*D PP ROOM	3.03	R/hr	N/A	10	GOOD
PAR57	ARM-57	RCIC PP*TURB RM	2.24	R/hr	N/A	10	GOOD

11/02/2000 08:10 PM

GROUP DISPLAY FOR E_RADMON
E-PLAN PROCESS RAD MONITOR

POINT ID		DESCRIPTION		CURRENT VALUE	UNITS	LOW ALARM COUNTS	HIGH/ALARM SENSOR	QUAL
NAR07	NAR-07	RBCCW RAD		7.87	CPS	N/A	N/A	GOOD
NAR08	NAR-08	SW EFFLUENT RAD		782.50	CPS	N/A	N/A	GOOD
MAR01	MAR-01	CNTM ACC HI RAD A		25.02	R/hr	N/A	N/A	GOOD
MAR02	MAR-02	CNTM ACC HI RAD B		22.19	R/hr	N/A	N/A	GOOD
NAR05	NAR-05	OFFGAS PRETREAT RAD A		26.60	mR/hr	N/A	N/A	GOOD
NAR06	NAR-06	OFFGAS PRETREAT RAD B		41.04	mR/hr	N/A	N/A	GOOD
NAR01	NAR-01	MAIN STEAM LINE RAD A	A	357943.80	mR/hr	N/A	N/A	GOOD
NAR02	NAR-02	MAIN STEAM LINE RAD B	A	348208.63	mR/hr	N/A	N/A	GOOD
NAR03	NAR-03	MAIN STEAM LINE RAD C	A	387913.84	mR/hr	N/A	N/A	GOOD
NAR04	NAR-04	MAIN STEAM LINE RAD D	A	361569.60	mR/hr	N/A	N/A	GOOD

11/02/2000 08:10 PM

GROUP DISPLAY FOR E_CSRAD
E-PLAN CNTRL STR AND RADWASTE

POINT ID		DESCRIPTION		CURRENT VALUE	UNITS	LOW ALARM COUNTS	HIGH/ALARM SENSOR	QUAL
PAR38	ARM-38	RAD CHEM LAB		1.68	mR/hr	N/A	4	GOOD
PAR39	ARM-39	MAIN CONTROL ROOM		0.20	mR/hr	N/A	4	GOOD
PAR37	ARM-37	STBY GAS TREAT RM	A	100.00	mR/hr	N/A	4	GOOD
PAR34	ARM-34	RW STOR/EQUIP AR		0.20	mR/hr	N/A	15	GOOD
PAR33	ARM-33	RAD WASTE CTRL RM		0.41	mR/hr	N/A	15	GOOD

11/02/2000 08:15 PM

GROUP DISPLAY FOR E_ARMHI
E-PLAN HI RANGE ARM READINGS

POINT ID		DESCRIPTION	CURRENT VALUE	UNITS	LOW ALARM COUNTS	HIGH/ALARM SENSOR	QUAL
PAR48	ARM-48	HPCI PP TURB*RM	9.42	R/hr	N/A	10	GOOD
PAR49	ARM-49	REFUEL FLOOR AREA	2.22	R/hr	N/A	10	GOOD
PAR50	ARM-50	CRD NORTH	3.94	R/hr	N/A	10	GOOD
PAR51	ARM-51	CRD SOUTH	3.94	R/hr	N/A	10	GOOD
PAR52	ARM-52	RWCU RECIRC PP ACC	3.21	R/hr	N/A	10	GOOD
PAR53	ARM-53	ACCS TO REM SHUTD	3.54	R/hr	N/A	10	GOOD
PAR54	ARM-54	FUEL POOL PP RM	2.67	R/hr	N/A	10	GOOD
PAR55	ARM-55	RHR A*C PP ROOM	3.99	R/hr	N/A	10	GOOD
PAR56	ARM-56	RHR B*D PP ROOM	4.13	R/hr	N/A	10	GOOD
PAR57	ARM-57	RCIC PP*TURB RM	3.11	R/hr	N/A	10	GOOD

11/02/2000 08:15 PM

GROUP DISPLAY FOR E_RADMON
E-PLAN PROCESS RAD MONITOR

POINT ID		DESCRIPTION		CURRENT VALUE	UNITS	LOW ALARM COUNTS	HIGH/ALARM SENSOR	QUAL
NAR07	NAR-07	RBCCW RAD		7.85	CPS	N/A	N/A	GOOD
NAR08	NAR-08	SW EFFLUENT RAD		774.29	CPS	N/A	N/A	GOOD
MAR01	MAR-01	CNTM ACC HI RAD A		24.50	R/hr	N/A	N/A	GOOD
MAR02	MAR-02	CNTM ACC HI RAD B		21.60	R/hr	N/A	N/A	GOOD
NAR05	NAR-05	OFFGAS PRETREAT RAD A		26.65	mR/hr	N/A	N/A	GOOD
NAR06	NAR-06	OFFGAS PRETREAT RAD B		40.78	mR/hr	N/A	N/A	GOOD
NAR01	NAR-01	MAIN STEAM LINE RAD A	A	352365.39	mR/hr	N/A	N/A	GOOD
NAR02	NAR-02	MAIN STEAM LINE RAD B	A	342749.49	mR/hr	N/A	N/A	GOOD
NAR03	NAR-03	MAIN STEAM LINE RAD C	A	381853.52	mR/hr	N/A	N/A	GOOD
NAR04	NAR-04	MAIN STEAM LINE RAD D	A	355948.54	mR/hr	N/A	N/A	GOOD

11/02/2000 08:15 PM

GROUP DISPLAY FOR E_CSRAD
E-PLAN CNTRL STR AND RADWASTE

POINT ID		DESCRIPTION		CURRENT VALUE	UNITS	LOW ALARM COUNTS	HIGH/ALARM SENSOR	QUAL
PAR38	ARM-38	RAD CHEM LAB		2.32	mR/hr	N/A	4	GOOD
PAR39	ARM-39	MAIN CONTROL ROOM		0.20	mR/hr	N/A	4	GOOD
PAR37	ARM-37	STBY GAS TREAT RM	A	100.00	mR/hr	N/A	4	GOOD
PAR34	ARM-34	RW STOR/EQUIP AR		0.20	mR/hr	N/A	15	GOOD
PAR33	ARM-33	RAD WASTE CTRL RM		0.40	mR/hr	N/A	15	GOOD

11/02/2000 08:20 PM

GROUP DISPLAY FOR E_ARMHI
E-PLAN HI RANGE ARM READINGS

POINT ID		DESCRIPTION		CURRENT VALUE	UNITS	LOW ALARM COUNTS	HIGH/ALARM SENSOR	QUAL
PAR48	ARM-48	HPCI PP TURB*RM	A	10.53	R/hr	N/A	10	GOOD
PAR49	ARM-49	REFUEL FLOOR AREA		2.90	R/hr	N/A	10	GOOD
PAR50	ARM-50	CRD NORTH		5.29	R/hr	N/A	10	GOOD
PAR51	ARM-51	CRD SOUTH		5.24	R/hr	N/A	10	GOOD
PAR52	ARM-52	RWCU RECIRC PP ACC		4.23	R/hr	N/A	10	GOOD
PAR53	ARM-53	ACCS TO REM SHUTD		4.75	R/hr	N/A	10	GOOD
PAR54	ARM-54	FUEL POOL PP RM		3.57	R/hr	N/A	10	GOOD
PAR55	ARM-55	RHR A*C PP ROOM		5.30	R/hr	N/A	10	GOOD
PAR56	ARM-56	RHR B*D PP ROOM		5.40	R/hr	N/A	10	GOOD
PAR57	ARM-57	RCIC PP*TURB RM		4.05	R/hr	N/A	10	GOOD

11/02/2000 08:20 PM

GROUP DISPLAY FOR E_RADMON
E-PLAN PROCESS RAD MONITOR

POINT ID		DESCRIPTION		CURRENT VALUE	UNITS	LOW ALARM COUNTS	HIGH/ALARM SENSOR	QUAL
NAR07	NAR-07	RBCCW RAD		7.84	CPS	N/A	N/A	GOOD
NAR08	NAR-08	SW EFFLUENT RAD		776.57	CPS	N/A	N/A	GOOD
MAR01	MAR-01	CNTM ACC HI RAD A		23.94	R/hr	N/A	N/A	GOOD
MAR02	MAR-02	CNTM ACC HI RAD B		21.07	R/hr	N/A	N/A	GOOD
NAR05	NAR-05	OFFGAS PRETREAT RAD A		27.22	mR/hr	N/A	N/A	GOOD
NAR06	NAR-06	OFFGAS PRETREAT RAD B		41.19	mR/hr	N/A	N/A	GOOD
NAR01	NAR-01	MAIN STEAM LINE RAD A	A	346961.48	mR/hr	N/A	N/A	GOOD
NAR02	NAR-02	MAIN STEAM LINE RAD B	A	337508.76	mR/hr	N/A	N/A	GOOD
NAR03	NAR-03	MAIN STEAM LINE RAD C	A	376012.93	mR/hr	N/A	N/A	GOOD
NAR04	NAR-04	MAIN STEAM LINE RAD D	A	350503.91	mR/hr	N/A	N/A	GOOD

11/02/2000 08:20 PM

GROUP DISPLAY FOR E_CSRAD
E-PLAN CNTRL STR AND RADWASTE

POINT ID		DESCRIPTION		CURRENT VALUE	UNITS	LOW ALARM COUNTS	HIGH/ALARM SENSOR	QUAL
PAR38	ARM-38	RAD CHEM LAB		3.05	mR/hr	N/A	4	GOOD
PAR39	ARM-39	MAIN CONTROL ROOM		0.20	mR/hr	N/A	4	GOOD
PAR37	ARM-37	STBY GAS TREAT RM	A	100.00	mR/hr	N/A	4	GOOD
PAR34	ARM-34	RW STOR/EQUIP AR		0.21	mR/hr	N/A	15	GOOD
PAR33	ARM-33	RAD WASTE CTRL RM		0.41	mR/hr	N/A	15	GOOD

11/02/2000 08:25 PM

GROUP DISPLAY FOR E_ARMHI
E-PLAN HI RANGE ARM READINGS

POINT ID		DESCRIPTION		CURRENT VALUE	UNITS	LOW ALARM COUNTS	HIGH/ALARM SENSOR	QUAL
PAR48	ARM-48	HPCI PP TURB*RM	A	11.75	R/hr	N/A	10	GOOD
PAR49	ARM-49	REFUEL FLOOR AREA		3.62	R/hr	N/A	10	GOOD
PAR50	ARM-50	CRD NORTH		6.74	R/hr	N/A	10	GOOD
PAR51	ARM-51	CRD SOUTH		6.64	R/hr	N/A	10	GOOD
PAR52	ARM-52	RWCU RECIRC PP ACC		5.31	R/hr	N/A	10	GOOD
PAR53	ARM-53	ACCS TO REM SHUTD		6.04	R/hr	N/A	10	GOOD
PAR54	ARM-54	FUEL POOL PP RM		4.57	R/hr	N/A	10	GOOD
PAR55	ARM-55	RHR A*C PP ROOM		6.75	R/hr	N/A	10	GOOD
PAR56	ARM-56	RHR B*D PP ROOM		6.81	R/hr	N/A	10	GOOD
PAR57	ARM-57	RCIC PP*TURB RM		5.11	R/hr	N/A	10	GOOD

11/02/2000 08:25 PM

GROUP DISPLAY FOR E_RADMON
E-PLAN PROCESS RAD MONITOR

POINT ID		DESCRIPTION		CURRENT VALUE	UNITS	LOW ALARM COUNTS	HIGH/ALARM SENSOR	QUAL
NAR07	NAR-07	RBCCW RAD		7.86	CPS	N/A	N/A	GOOD
NAR08	NAR-08	SW EFFLUENT RAD		778.06	CPS	N/A	N/A	GOOD
MAR01	MAR-01	CNTM ACC HI RAD A		23.43	R/hr	N/A	N/A	GOOD
MAR02	MAR-02	CNTM ACC HI RAD B		20.53	R/hr	N/A	N/A	GOOD
NAR05	NAR-05	OFFGAS PRETREAT RAD A		27.33	mR/hr	N/A	N/A	GOOD
NAR06	NAR-06	OFFGAS PRETREAT RAD B		41.30	mR/hr	N/A	N/A	GOOD
NAR01	NAR-01	MAIN STEAM LINE RAD A	A	341744.42	mR/hr	N/A	N/A	GOOD
NAR02	NAR-02	MAIN STEAM LINE RAD B	A	332426.46	mR/hr	N/A	N/A	GOOD
NAR03	NAR-03	MAIN STEAM LINE RAD C	A	370372.99	mR/hr	N/A	N/A	GOOD
NAR04	NAR-04	MAIN STEAM LINE RAD D	A	345256.57	mR/hr	N/A	N/A	GOOD

11/02/2000 08:25 PM

GROUP DISPLAY FOR E_CSRAD
E-PLAN CNTRL STR AND RADWASTE

POINT ID		DESCRIPTION		CURRENT VALUE	UNITS	LOW ALARM COUNTS	HIGH/ALARM SENSOR	QUAL
PAR38	ARM-38	RAD CHEM LAB		3.83	mR/hr	N/A	4	GOOD
PAR39	ARM-39	MAIN CONTROL ROOM		0.20	mR/hr	N/A	4	GOOD
PAR37	ARM-37	STBY GAS TREAT RM	A	100.00	mR/hr	N/A	4	GOOD
PAR34	ARM-34	RW STOR/EQUIP AR		0.20	mR/hr	N/A	15	GOOD
PAR33	ARM-33	RAD WASTE CTRL RM		0.41	mR/hr	N/A	15	GOOD

11/02/2000 08:30 PM

GROUP DISPLAY FOR E_ARMHI
E-PLAN HI RANGE ARM READINGS

POINT ID		DESCRIPTION		CURRENT VALUE	UNITS	LOW ALARM COUNTS	HIGH/ALARM SENSOR	QUAL
PAR48	ARM-48	HPCI PP TURB*RM	A	12.86	R/hr	N/A	10	GOOD
PAR49	ARM-49	REFUEL FLOOR AREA		4.38	R/hr	N/A	10	GOOD
PAR50	ARM-50	CRD NORTH		8.27	R/hr	N/A	10	GOOD
PAR51	ARM-51	CRD SOUTH		8.11	R/hr	N/A	10	GOOD
PAR52	ARM-52	RWCU RECIRC PP ACC		6.46	R/hr	N/A	10	GOOD
PAR53	ARM-53	ACCS TO REM SHUTD		7.41	R/hr	N/A	10	GOOD
PAR54	ARM-54	FUEL POOL PP RM		5.60	R/hr	N/A	10	GOOD
PAR55	ARM-55	RHR A*C PP ROOM		8.29	R/hr	N/A	10	GOOD
PAR56	ARM-56	RHR B*D PP ROOM		8.27	R/hr	N/A	10	GOOD
PAR57	ARM-57	RCIC PP*TURB RM		6.21	R/hr	N/A	10	GOOD

11/02/2000 08:30 PM

GROUP DISPLAY FOR E_RADMON
E-PLAN PROCESS RAD MONITOR

POINT ID		DESCRIPTION		CURRENT VALUE	UNITS	LOW ALARM COUNTS	HIGH/ALARM SENSOR	QUAL
NAR07	NAR-07	RBCCW RAD		7.89	CPS	N/A	N/A	GOOD
NAR08	NAR-08	SW EFFLUENT RAD		776.47	CPS	N/A	N/A	GOOD
MAR01	MAR-01	CNTM ACC HI RAD A		20.19	R/hr	N/A	N/A	GOOD
MAR02	MAR-02	CNTM ACC HI RAD B		17.32	R/hr	N/A	N/A	GOOD
NAR05	NAR-05	OFFGAS PRETREAT RAD A		26.85	mR/hr	N/A	N/A	GOOD
NAR06	NAR-06	OFFGAS PRETREAT RAD B		41.35	mR/hr	N/A	N/A	GOOD
NAR01	NAR-01	MAIN STEAM LINE RAD A	A	336711.83	mR/hr	N/A	N/A	GOOD
NAR02	NAR-02	MAIN STEAM LINE RAD B	A	327535.87	mR/hr	N/A	N/A	GOOD
NAR03	NAR-03	MAIN STEAM LINE RAD C	A	364915.60	mR/hr	N/A	N/A	GOOD
NAR04	NAR-04	MAIN STEAM LINE RAD D	A	340172.95	mR/hr	N/A	N/A	GOOD

11/02/2000 08:30 PM

GROUP DISPLAY FOR E_CSRAD
E-PLAN CNTRL STR AND RADWASTE

POINT ID		DESCRIPTION		CURRENT VALUE	UNITS	LOW ALARM COUNTS	HIGH/ALARM SENSOR	QUAL
PAR38	ARM-38	RAD CHEM LAB	A	4.64	mR/hr	N/A	4	GOOD
PAR39	ARM-39	MAIN CONTROL ROOM		0.21	mR/hr	N/A	4	GOOD
PAR37	ARM-37	STBY GAS TREAT RM	A	100.00	mR/hr	N/A	4	GOOD
PAR34	ARM-34	RW STOR/EQUIP AR		0.21	mR/hr	N/A	15	GOOD
PAR33	ARM-33	RAD WASTE CTRL RM		0.40	mR/hr	N/A	15	GOOD

11/02/2000 08:35 PM

GROUP DISPLAY FOR E_ARMHI
E-PLAN HI RANGE ARM READINGS

POINT ID		DESCRIPTION		CURRENT VALUE	UNITS	LOW ALARM COUNTS	HIGH/ALARM SENSOR	QUAL
PAR48	ARM-48	HPCI PP TURB*RM	A	14.16	R/hr	N/A	10	GOOD
PAR49	ARM-49	REFUEL FLOOR AREA		5.13	R/hr	N/A	10	GOOD
PAR50	ARM-50	CRD NORTH		9.76	R/hr	N/A	10	GOOD
PAR51	ARM-51	CRD SOUTH		9.55	R/hr	N/A	10	GOOD
PAR52	ARM-52	RWCU RECIRC PP ACC		7.58	R/hr	N/A	10	GOOD
PAR53	ARM-53	ACCS TO REM SHUTD		8.75	R/hr	N/A	10	GOOD
PAR54	ARM-54	FUEL POOL PP RM		6.62	R/hr	N/A	10	GOOD
PAR55	ARM-55	RHR A*C PP ROOM		9.80	R/hr	N/A	10	GOOD
PAR56	ARM-56	RHR B*D PP ROOM		9.71	R/hr	N/A	10	GOOD
PAR57	ARM-57	RCIC PP*TURB RM		7.25	R/hr	N/A	10	GOOD

11/02/2000 08:35 PM

GROUP DISPLAY FOR E_RADMON
E-PLAN PROCESS RAD MONITOR

POINT ID		DESCRIPTION		CURRENT VALUE	UNITS	LOW ALARM COUNTS	HIGH/ALARM SENSOR	QUAL
NAR07	NAR-07	RBCCW RAD		7.84	CPS	N/A	N/A	GOOD
NAR08	NAR-08	SW EFFLUENT RAD		775.02	CPS	N/A	N/A	GOOD
MAR01	MAR-01	CNTM ACC HI RAD A		19.36	R/hr	N/A	N/A	GOOD
MAR02	MAR-02	CNTM ACC HI RAD B		16.45	R/hr	N/A	N/A	GOOD
NAR05	NAR-05	OFFGAS PRETREAT RAD A		26.99	mR/hr	N/A	N/A	GOOD
NAR06	NAR-06	OFFGAS PRETREAT RAD B		40.70	mR/hr	N/A	N/A	GOOD
NAR01	NAR-01	MAIN STEAM LINE RAD A	A	331844.82	mR/hr	N/A	N/A	GOOD
NAR02	NAR-02	MAIN STEAM LINE RAD B	A	322800.50	mR/hr	N/A	N/A	GOOD
NAR03	NAR-03	MAIN STEAM LINE RAD C	A	359649.53	mR/hr	N/A	N/A	GOOD
NAR04	NAR-04	MAIN STEAM LINE RAD D	A	335274.61	mR/hr	N/A	N/A	GOOD

11/02/2000 08:35 PM

GROUP DISPLAY FOR E_CSRAD
E-PLAN CNTRL STR AND RADWASTE

POINT ID		DESCRIPTION		CURRENT VALUE	UNITS	LOW ALARM COUNTS	HIGH/ALARM SENSOR	QUAL
PAR38	ARM-38	RAD CHEM LAB	A	5.44	mR/hr	N/A	4	GOOD
PAR39	ARM-39	MAIN CONTROL ROOM		0.20	mR/hr	N/A	4	GOOD
PAR37	ARM-37	STBY GAS TREAT RM	A	100.00	mR/hr	N/A	4	GOOD
PAR34	ARM-34	RW STOR/EQUIP AR		0.20	mR/hr	N/A	15	GOOD
PAR33	ARM-33	RAD WASTE CTRL RM		0.41	mR/hr	N/A	15	GOOD

11/02/2000 08:40 PM

GROUP DISPLAY FOR E_ARMHI
E-PLAN HI RANGE ARM READINGS

POINT ID		DESCRIPTION		CURRENT VALUE	UNITS	LOW ALARM COUNTS	HIGH/ALARM SENSOR	QUAL
PAR48	ARM-48	HPCI PP TURB*RM	A	15.34	R/hr	N/A	10	GOOD
PAR49	ARM-49	REFUEL FLOOR AREA		5.81	R/hr	N/A	10	GOOD
PAR50	ARM-50	CRD NORTH	A	11.11	R/hr	N/A	10	GOOD
PAR51	ARM-51	CRD SOUTH	A	10.85	R/hr	N/A	10	GOOD
PAR52	ARM-52	RWCU RECIRC PP ACC		8.59	R/hr	N/A	10	GOOD
PAR53	ARM-53	ACCS TO REM SHUTD		9.94	R/hr	N/A	10	GOOD
PAR54	ARM-54	FUEL POOL PP RM		7.53	R/hr	N/A	10	GOOD
PAR55	ARM-55	RHR A*C PP ROOM	A	11.14	R/hr	N/A	10	GOOD
PAR56	ARM-56	RHR B*D PP ROOM	A	11.01	R/hr	N/A	10	GOOD
PAR57	ARM-57	RCIC PP*TURB RM		8.23	R/hr	N/A	10	GOOD

11/02/2000 08:40 PM

GROUP DISPLAY FOR E_RADMON
E-PLAN PROCESS RAD MONITOR

POINT ID		DESCRIPTION		CURRENT VALUE	UNITS	LOW ALARM COUNTS	HIGH/ALARM SENSOR	QUAL
NAR07	NAR-07	RBCCW RAD		7.89	CPS	N/A	N/A	GOOD
NAR08	NAR-08	SW EFFLUENT RAD		773.64	CPS	N/A	N/A	GOOD
MAR01	MAR-01	CNTM ACC HI RAD A		18.87	R/hr	N/A	N/A	GOOD
MAR02	MAR-02	CNTM ACC HI RAD B		15.97	R/hr	N/A	N/A	GOOD
NAR05	NAR-05	OFFGAS PRETREAT RAD A		26.97	mR/hr	N/A	N/A	GOOD
NAR06	NAR-06	OFFGAS PRETREAT RAD B		40.67	mR/hr	N/A	N/A	GOOD
NAR01	NAR-01	MAIN STEAM LINE RAD A	A	327154.05	mR/hr	N/A	N/A	GOOD
NAR02	NAR-02	MAIN STEAM LINE RAD B	A	318220.48	mR/hr	N/A	N/A	GOOD
NAR03	NAR-03	MAIN STEAM LINE RAD C	A	354556.93	mR/hr	N/A	N/A	GOOD
NAR04	NAR-04	MAIN STEAM LINE RAD D	A	330517.98	mR/hr	N/A	N/A	GOOD

11/02/2000 08:40 PM

GROUP DISPLAY FOR E_CSRAD
E-PLAN CNTRL STR AND RADWASTE

POINT ID		DESCRIPTION		CURRENT VALUE	UNITS	LOW ALARM COUNTS	HIGH/ALARM SENSOR	QUAL
PAR38	ARM-38	RAD CHEM LAB	A	6.16	mR/hr	N/A	4	GOOD
PAR39	ARM-39	MAIN CONTROL ROOM		0.21	mR/hr	N/A	4	GOOD
PAR37	ARM-37	STBY GAS TREAT RM	A	100.00	mR/hr	N/A	4	GOOD
PAR34	ARM-34	RW STOR/EQUIP AR		0.20	mR/hr	N/A	15	GOOD
PAR33	ARM-33	RAD WASTE CTRL RM		0.41	mR/hr	N/A	15	GOOD

11/02/2000 08:45 PM

GROUP DISPLAY FOR E_ARMHI
E-PLAN HI RANGE ARM READINGS

POINT ID		DESCRIPTION		CURRENT VALUE	UNITS	LOW ALARM COUNTS	HIGH/ALARM SENSOR	QUAL
PAR48	ARM-48	HPCI PP TURB*RM	A	16.42	R/hr	N/A	10	GOOD
PAR49	ARM-49	REFUEL FLOOR AREA		6.42	R/hr	N/A	10	GOOD
PAR50	ARM-50	CRD NORTH	A	12.33	R/hr	N/A	10	GOOD
PAR51	ARM-51	CRD SOUTH	A	12.03	R/hr	N/A	10	GOOD
PAR52	ARM-52	RWCU RECIRC PP ACC		9.51	R/hr	N/A	10	GOOD
PAR53	ARM-53	ACCS TO REM SHUTD	A	11.04	R/hr	N/A	10	GOOD
PAR54	ARM-54	FUEL POOL PP RM		8.37	R/hr	N/A	10	GOOD
PAR55	ARM-55	RHR A*C PP ROOM	A	12.39	R/hr	N/A	10	GOOD
PAR56	ARM-56	RHR B*D PP ROOM	A	12.19	R/hr	N/A	10	GOOD
PAR57	ARM-57	RCIC PP*TURB RM		9.10	R/hr	N/A	10	GOOD

11/02/2000 08:45 PM

GROUP DISPLAY FOR E_RADMON
E-PLAN PROCESS RAD MONITOR

POINT ID		DESCRIPTION		CURRENT VALUE	UNITS	LOW ALARM COUNTS	HIGH/ALARM SENSOR	QUAL
NAR07	NAR-07	RBCCW RAD		7.83	CPS	N/A	N/A	GOOD
NAR08	NAR-08	SW EFFLUENT RAD		782.18	CPS	N/A	N/A	GOOD
MAR01	MAR-01	CNTM ACC HI RAD A		18.62	R/hr	N/A	N/A	GOOD
MAR02	MAR-02	CNTM ACC HI RAD B		15.61	R/hr	N/A	N/A	GOOD
NAR05	NAR-05	OFFGAS PRETREAT RAD A		26.52	mR/hr	N/A	N/A	GOOD
NAR06	NAR-06	OFFGAS PRETREAT RAD B		41.43	mR/hr	N/A	N/A	GOOD
NAR01	NAR-01	MAIN STEAM LINE RAD A	A	322593.50	mR/hr	N/A	N/A	GOOD
NAR02	NAR-02	MAIN STEAM LINE RAD B	A	313774.59	mR/hr	N/A	N/A	GOOD
NAR03	NAR-03	MAIN STEAM LINE RAD C	A	349631.29	mR/hr	N/A	N/A	GOOD
NAR04	NAR-04	MAIN STEAM LINE RAD D	A	325939.25	mR/hr	N/A	N/A	GOOD

11/02/2000 08:45 PM

GROUP DISPLAY FOR E_CSRAD
E-PLAN CNTRL STR AND RADWASTE

POINT ID		DESCRIPTION		CURRENT VALUE	UNITS	LOW ALARM COUNTS	HIGH/ALARM SENSOR	QUAL
PAR38	ARM-38	RAD CHEM LAB	A	6.81	mR/hr	N/A	4	GOOD
PAR39	ARM-39	MAIN CONTROL ROOM		0.21	mR/hr	N/A	4	GOOD
PAR37	ARM-37	STBY GAS TREAT RM	A	100.00	mR/hr	N/A	4	GOOD
PAR34	ARM-34	RW STOR/EQUIP AR		0.21	mR/hr	N/A	15	GOOD
PAR33	ARM-33	RAD WASTE CTRL RM		0.40	mR/hr	N/A	15	GOOD

11/02/2000 08:50 PM

GROUP DISPLAY FOR E_ARMHI
E-PLAN HI RANGE ARM READINGS

POINT ID		DESCRIPTION		CURRENT VALUE	UNITS	LOW ALARM COUNTS	HIGH/ALARM SENSOR	QUAL
PAR48	ARM-48	HPCI PP TURB*RM	A	17.42	R/hr	N/A	10	GOOD
PAR49	ARM-49	REFUEL FLOOR AREA		6.98	R/hr	N/A	10	GOOD
PAR50	ARM-50	CRD NORTH	A	13.46	R/hr	N/A	10	GOOD
PAR51	ARM-51	CRD SOUTH	A	13.12	R/hr	N/A	10	GOOD
PAR52	ARM-52	RWCU RECIRC PP ACC	A	10.36	R/hr	N/A	10	GOOD
PAR53	ARM-53	ACCS TO REM SHUTD	A	12.05	R/hr	N/A	10	GOOD
PAR54	ARM-54	FUEL POOL PP RM		9.13	R/hr	N/A	10	GOOD
PAR55	ARM-55	RHR A*C PP ROOM	A	13.58	R/hr	N/A	10	GOOD
PAR56	ARM-56	RHR B*D PP ROOM	A	13.33	R/hr	N/A	10	GOOD
PAR57	ARM-57	RCIC PP*TURB RM		9.92	R/hr	N/A	10	GOOD

11/02/2000 08:50 PM

GROUP DISPLAY FOR E_RADMON
E-PLAN PROCESS RAD MONITOR

POINT ID		DESCRIPTION		CURRENT VALUE	UNITS	LOW ALARM COUNTS	HIGH/ALARM SENSOR	QUAL
NAR07	NAR-07	RBCCW RAD		7.85	CPS	N/A	N/A	GOOD
NAR08	NAR-08	SW EFFLUENT RAD		776.75	CPS	N/A	N/A	GOOD
MAR01	MAR-01	CNTM ACC HI RAD A		18.33	R/hr	N/A	N/A	GOOD
MAR02	MAR-02	CNTM ACC HI RAD B		15.31	R/hr	N/A	N/A	GOOD
NAR05	NAR-05	OFFGAS PRETREAT RAD A		26.56	mR/hr	N/A	N/A	GOOD
NAR06	NAR-06	OFFGAS PRETREAT RAD B		40.52	mR/hr	N/A	N/A	GOOD
NAR01	NAR-01	MAIN STEAM LINE RAD A	A	318172.99	mR/hr	N/A	N/A	GOOD
NAR02	NAR-02	MAIN STEAM LINE RAD B	A	309491.67	mR/hr	N/A	N/A	GOOD
NAR03	NAR-03	MAIN STEAM LINE RAD C	A	344844.95	mR/hr	N/A	N/A	GOOD
NAR04	NAR-04	MAIN STEAM LINE RAD D	A	321474.09	mR/hr	N/A	N/A	GOOD

11/02/2000 08:50 PM

GROUP DISPLAY FOR E_CSRAD
E-PLAN CNTRL STR AND RADWASTE

POINT ID		DESCRIPTION		CURRENT VALUE	UNITS	LOW ALARM COUNTS	HIGH/ALARM SENSOR	QUAL
PAR38	ARM-38	RAD CHEM LAB	A	7.41	mR/hr	N/A	4	GOOD
PAR39	ARM-39	MAIN CONTROL ROOM		0.21	mR/hr	N/A	4	GOOD
PAR37	ARM-37	STBY GAS TREAT RM	A	100.00	mR/hr	N/A	4	GOOD
PAR34	ARM-34	RW STOR/EQUIP AR		0.21	mR/hr	N/A	15	GOOD
PAR33	ARM-33	RAD WASTE CTRL RM		0.40	mR/hr	N/A	15	GOOD

11/02/2000 08:55 PM

GROUP DISPLAY FOR E_ARMHI
E-PLAN HI RANGE ARM READINGS

POINT ID		DESCRIPTION		CURRENT VALUE	UNITS	LOW ALARM COUNTS	HIGH/ALARM SENSOR	QUAL
PAR48	ARM-48	HPCI PP TURB*RM	A	18.35	R/hr	N/A	10	GOOD
PAR49	ARM-49	REFUEL FLOOR AREA		7.51	R/hr	N/A	10	GOOD
PAR50	ARM-50	CRD NORTH	A	14.50	R/hr	N/A	10	GOOD
PAR51	ARM-51	CRD SOUTH	A	14.13	R/hr	N/A	10	GOOD
PAR52	ARM-52	RWCU RECIRC PP ACC	A	11.15	R/hr	N/A	10	GOOD
PAR53	ARM-53	ACCS TO REM SHUTD	A	12.99	R/hr	N/A	10	GOOD
PAR54	ARM-54	FUEL POOL PP RM		9.84	R/hr	N/A	10	GOOD
PAR55	ARM-55	RHR A*C PP ROOM	A	14.64	R/hr	N/A	10	GOOD
PAR56	ARM-56	RHR B*D PP ROOM	A	14.37	R/hr	N/A	10	GOOD
PAR57	ARM-57	RCIC PP*TURB RM	A	10.67	R/hr	N/A	10	GOOD

11/02/2000 08:55 PM

GROUP DISPLAY FOR E_RADMON
E-PLAN PROCESS RAD MONITOR

POINT ID		DESCRIPTION		CURRENT VALUE	UNITS	LOW ALARM COUNTS	HIGH/ALARM SENSOR	QUAL
NAR07	NAR-07	RBCCW RAD		7.86	CPS	N/A	N/A	GOOD
NAR08	NAR-08	SW EFFLUENT RAD		774.85	CPS	N/A	N/A	GOOD
MAR01	MAR-01	CNTM ACC HI RAD A		17.94	R/hr	N/A	N/A	GOOD
MAR02	MAR-02	CNTM ACC HI RAD B		15.03	R/hr	N/A	N/A	GOOD
NAR05	NAR-05	OFFGAS PRETREAT RAD A		27.24	mR/hr	N/A	N/A	GOOD
NAR06	NAR-06	OFFGAS PRETREAT RAD B		41.18	mR/hr	N/A	N/A	GOOD
NAR01	NAR-01	MAIN STEAM LINE RAD A	A	313911.55	mR/hr	N/A	N/A	GOOD
NAR02	NAR-02	MAIN STEAM LINE RAD B	A	305329.22	mR/hr	N/A	N/A	GOOD
NAR03	NAR-03	MAIN STEAM LINE RAD C	A	340218.42	mR/hr	N/A	N/A	GOOD
NAR04	NAR-04	MAIN STEAM LINE RAD D	A	317169.79	mR/hr	N/A	N/A	GOOD

11/02/2000 08:55 PM

GROUP DISPLAY FOR E_CSRAD
E-PLAN CNTRL STR AND RADWASTE

POINT ID		DESCRIPTION		CURRENT VALUE	UNITS	LOW ALARM COUNTS	HIGH/ALARM SENSOR	QUAL
PAR38	ARM-38	RAD CHEM LAB	A	7.97	mR/hr	N/A	4	GOOD
PAR39	ARM-39	MAIN CONTROL ROOM		0.21	mR/hr	N/A	4	GOOD
PAR37	ARM-37	STBY GAS TREAT RM	A	100.00	mR/hr	N/A	4	GOOD
PAR34	ARM-34	RW STOR/EQUIP AR		0.21	mR/hr	N/A	15	GOOD
PAR33	ARM-33	RAD WASTE CTRL RM		0.40	mR/hr	N/A	15	GOOD

11/02/2000 09:00 PM

GROUP DISPLAY FOR E_ARMHI
E-PLAN HI RANGE ARM READINGS

POINT ID		DESCRIPTION		CURRENT VALUE	UNITS	LOW ALARM COUNTS	HIGH/ALARM SENSOR	QUAL
PAR48	ARM-48	HPCI PP TURB*RM	A	19.24	R/hr	N/A	10	GOOD
PAR49	ARM-49	REFUEL FLOOR AREA		8.00	R/hr	N/A	10	GOOD
PAR50	ARM-50	CRD NORTH	A	15.49	R/hr	N/A	10	GOOD
PAR51	ARM-51	CRD SOUTH	A	15.08	R/hr	N/A	10	GOOD
PAR52	ARM-52	RWCU RECIRC PP ACC	A	11.88	R/hr	N/A	10	GOOD
PAR53	ARM-53	ACCS TO REM SHUTD	A	13.86	R/hr	N/A	10	GOOD
PAR54	ARM-54	FUEL POOL PP RM	A	10.51	R/hr	N/A	10	GOOD
PAR55	ARM-55	RHR A*C PP ROOM	A	15.69	R/hr	N/A	10	GOOD
PAR56	ARM-56	RHR B*D PP ROOM	A	15.33	R/hr	N/A	10	GOOD
PAR57	ARM-57	RCIC PP*TURB RM	A	11.36	R/hr	N/A	10	GOOD

11/02/2000 09:00 PM

GROUP DISPLAY FOR E_RADMON
E-PLAN PROCESS RAD MONITOR

POINT ID		DESCRIPTION		CURRENT VALUE	UNITS	LOW ALARM COUNTS	HIGH/ALARM SENSOR	QUAL
NAR07	NAR-07	RBCCW RAD		7.83	CPS	N/A	N/A	GOOD
NAR08	NAR-08	SW EFFLUENT RAD		779.70	CPS	N/A	N/A	GOOD
MAR01	MAR-01	CNTM ACC HI RAD A		17.69	R/hr	N/A	N/A	GOOD
MAR02	MAR-02	CNTM ACC HI RAD B		14.74	R/hr	N/A	N/A	GOOD
NAR05	NAR-05	OFFGAS PRETREAT RAD A		27.33	mR/hr	N/A	N/A	GOOD
NAR06	NAR-06	OFFGAS PRETREAT RAD B		40.80	mR/hr	N/A	N/A	GOOD
NAR01	NAR-01	MAIN STEAM LINE RAD A	A	309755.68	mR/hr	N/A	N/A	GOOD
NAR02	NAR-02	MAIN STEAM LINE RAD B	A	301294.50	mR/hr	N/A	N/A	GOOD
NAR03	NAR-03	MAIN STEAM LINE RAD C	A	335722.97	mR/hr	N/A	N/A	GOOD
NAR04	NAR-04	MAIN STEAM LINE RAD D	A	312987.88	mR/hr	N/A	N/A	GOOD

11/02/2000 09:00 PM

GROUP DISPLAY FOR E_CSRAD
E-PLAN CNTRL STR AND RADWASTE

POINT ID		DESCRIPTION		CURRENT VALUE	UNITS	LOW ALARM COUNTS	HIGH/ALARM SENSOR	QUAL
PAR38	ARM-38	RAD CHEM LAB	A	8.49	mR/hr	N/A	4	GOOD
PAR39	ARM-39	MAIN CONTROL ROOM		0.20	mR/hr	N/A	4	GOOD
PAR37	ARM-37	STBY GAS TREAT RM	A	100.00	mR/hr	N/A	4	GOOD
PAR34	ARM-34	RW STOR/EQUIP AR		0.20	mR/hr	N/A	15	GOOD
PAR33	ARM-33	RAD WASTE CTRL RM		0.41	mR/hr	N/A	15	GOOD

11/02/2000 09:05 PM

GROUP DISPLAY FOR E_ARMHI
E-PLAN HI RANGE ARM READINGS

POINT ID		DESCRIPTION		CURRENT VALUE	UNITS	LOW ALARM COUNTS	HIGH/ALARM SENSOR	QUAL
PAR48	ARM-48	HPCI PP TURB*RM	A	20.07	R/hr	N/A	10	GOOD
PAR49	ARM-49	REFUEL FLOOR AREA		8.46	R/hr	N/A	10	GOOD
PAR50	ARM-50	CRD NORTH	A	16.41	R/hr	N/A	10	GOOD
PAR51	ARM-51	CRD SOUTH	A	15.96	R/hr	N/A	10	GOOD
PAR52	ARM-52	RWCU RECIRC PP ACC	A	12.57	R/hr	N/A	10	GOOD
PAR53	ARM-53	ACCS TO REM SHUTD	A	14.68	R/hr	N/A	10	GOOD
PAR54	ARM-54	FUEL POOL PP RM	A	11.13	R/hr	N/A	10	GOOD
PAR55	ARM-55	RHR A*C PP ROOM	A	16.69	R/hr	N/A	10	GOOD
PAR56	ARM-56	RHR B*D PP ROOM	A	16.27	R/hr	N/A	10	GOOD
PAR57	ARM-57	RCIC PP*TURB RM	A	12.00	R/hr	N/A	10	GOOD

11/02/2000 09:05 PM

GROUP DISPLAY FOR E_RADMON
E-PLAN PROCESS RAD MONITOR

POINT ID		DESCRIPTION		CURRENT VALUE	UNITS	LOW ALARM COUNTS	HIGH/ALARM SENSOR	QUAL
NAR07	NAR-07	RBCCW RAD		7.80	CPS	N/A	N/A	GOOD
NAR08	NAR-08	SW EFFLUENT RAD		773.17	CPS	N/A	N/A	GOOD
MAR01	MAR-01	CNTM ACC HI RAD A		17.45	R/hr	N/A	N/A	GOOD
MAR02	MAR-02	CNTM ACC HI RAD B		14.50	R/hr	N/A	N/A	GOOD
NAR05	NAR-05	OFFGAS PRETREAT RAD A		26.90	mR/hr	N/A	N/A	GOOD
NAR06	NAR-06	OFFGAS PRETREAT RAD B		41.07	mR/hr	N/A	N/A	GOOD
NAR01	NAR-01	MAIN STEAM LINE RAD A	A	305737.34	mR/hr	N/A	N/A	GOOD
NAR02	NAR-02	MAIN STEAM LINE RAD B	A	297374.67	mR/hr	N/A	N/A	GOOD
NAR03	NAR-03	MAIN STEAM LINE RAD C	A	331379.55	mR/hr	N/A	N/A	GOOD
NAR04	NAR-04	MAIN STEAM LINE RAD D	A	308940.63	mR/hr	N/A	N/A	GOOD

11/02/2000 09:05 PM

GROUP DISPLAY FOR E_CSRAD
E-PLAN CNTRL STR AND RADWASTE

POINT ID		DESCRIPTION		CURRENT VALUE	UNITS	LOW ALARM COUNTS	HIGH/ALARM SENSOR	QUAL
PAR38	ARM-38	RAD CHEM LAB	A	8.98	mR/hr	N/A	4	GOOD
PAR39	ARM-39	MAIN CONTROL ROOM		0.21	mR/hr	N/A	4	GOOD
PAR37	ARM-37	STBY GAS TREAT RM	A	100.00	mR/hr	N/A	4	GOOD
PAR34	ARM-34	RW STOR/EQUIP AR		0.20	mR/hr	N/A	15	GOOD
PAR33	ARM-33	RAD WASTE CTRL RM		0.40	mR/hr	N/A	15	GOOD

11/02/2000 09:10 PM

GROUP DISPLAY FOR E_ARMHI
E-PLAN HI RANGE ARM READINGS

POINT ID		DESCRIPTION		CURRENT VALUE	UNITS	LOW ALARM COUNTS	HIGH/ALARM SENSOR	QUAL
PAR48	ARM-48	HPCI PP TURB*RM	A	20.86	R/hr	N/A	10	GOOD
PAR49	ARM-49	REFUEL FLOOR AREA		8.90	R/hr	N/A	10	GOOD
PAR50	ARM-50	CRD NORTH	A	17.28	R/hr	N/A	10	GOOD
PAR51	ARM-51	CRD SOUTH	A	16.80	R/hr	N/A	10	GOOD
PAR52	ARM-52	RWCU RECIRC PP ACC	A	13.23	R/hr	N/A	10	GOOD
PAR53	ARM-53	ACCS TO REM SHUTD	A	15.46	R/hr	N/A	10	GOOD
PAR54	ARM-54	FUEL POOL PP RM	A	11.73	R/hr	N/A	10	GOOD
PAR55	ARM-55	RHR A*C PP ROOM	A	17.59	R/hr	N/A	10	GOOD
PAR56	ARM-56	RHR B*D PP ROOM	A	17.14	R/hr	N/A	10	GOOD
PAR57	ARM-57	RCIC PP*TURB RM	A	12.65	R/hr	N/A	10	GOOD

11/02/2000 09:10 PM

GROUP DISPLAY FOR E_RADMON
E-PLAN PROCESS RAD MONITOR

POINT ID		DESCRIPTION		CURRENT VALUE	UNITS	LOW ALARM COUNTS	HIGH/ALARM SENSOR	QUAL
NAR07	NAR-07	RBCCW RAD		7.88	CPS	N/A	N/A	GOOD
NAR08	NAR-08	SW EFFLUENT RAD		778.86	CPS	N/A	N/A	GOOD
MAR01	MAR-01	CNTM ACC HI RAD A		17.12	R/hr	N/A	N/A	GOOD
MAR02	MAR-02	CNTM ACC HI RAD B		14.18	R/hr	N/A	N/A	GOOD
NAR05	NAR-05	OFFGAS PRETREAT RAD A		26.78	mR/hr	N/A	N/A	GOOD
NAR06	NAR-06	OFFGAS PRETREAT RAD B		40.83	mR/hr	N/A	N/A	GOOD
NAR01	NAR-01	MAIN STEAM LINE RAD A	A	301831.86	mR/hr	N/A	N/A	GOOD
NAR02	NAR-02	MAIN STEAM LINE RAD B	A	293585.10	mR/hr	N/A	N/A	GOOD
NAR03	NAR-03	MAIN STEAM LINE RAD C	A	327147.84	mR/hr	N/A	N/A	GOOD
NAR04	NAR-04	MAIN STEAM LINE RAD D	A	305003.47	mR/hr	N/A	N/A	GOOD

11/02/2000 09:10 PM

GROUP DISPLAY FOR E_CSRAD
E-PLAN CNTRL STR AND RADWASTE

POINT ID		DESCRIPTION		CURRENT VALUE	UNITS	LOW ALARM COUNTS	HIGH/ALARM SENSOR	QUAL
PAR38	ARM-38	RAD CHEM LAB	A	9.45	mR/hr	N/A	4	GOOD
PAR39	ARM-39	MAIN CONTROL ROOM		0.21	mR/hr	N/A	4	GOOD
PAR37	ARM-37	STBY GAS TREAT RM	A	100.00	mR/hr	N/A	4	GOOD
PAR34	ARM-34	RW STOR/EQUIP AR		0.20	mR/hr	N/A	15	GOOD
PAR33	ARM-33	RAD WASTE CTRL RM		0.40	mR/hr	N/A	15	GOOD

11/02/2000 09:15 PM

GROUP DISPLAY FOR E_ARMHI
E-PLAN HI RANGE ARM READINGS

POINT ID		DESCRIPTION		CURRENT VALUE	UNITS	LOW ALARM COUNTS	HIGH/ALARM SENSOR	QUAL
PAR48	ARM-48	HPCI PP TURB*RM	A	21.63	R/hr	N/A	10	GOOD
PAR49	ARM-49	REFUEL FLOOR AREA		9.31	R/hr	N/A	10	GOOD
PAR50	ARM-50	CRD NORTH	A	18.11	R/hr	N/A	10	GOOD
PAR51	ARM-51	CRD SOUTH	A	17.60	R/hr	N/A	10	GOOD
PAR52	ARM-52	RWCU RECIRC PP ACC	A	13.85	R/hr	N/A	10	GOOD
PAR53	ARM-53	ACCS TO REM SHUTD	A	16.20	R/hr	N/A	10	GOOD
PAR54	ARM-54	FUEL POOL PP RM	A	12.29	R/hr	N/A	10	GOOD
PAR55	ARM-55	RHR A*C PP ROOM	A	18.52	R/hr	N/A	10	GOOD
PAR56	ARM-56	RHR B*D PP ROOM	A	17.99	R/hr	N/A	10	GOOD
PAR57	ARM-57	RCIC PP*TURB RM	A	13.24	R/hr	N/A	10	GOOD

11/02/2000 09:15 PM

GROUP DISPLAY FOR E_RADMON
E-PLAN PROCESS RAD MONITOR

POINT ID		DESCRIPTION		CURRENT VALUE	UNITS	LOW ALARM COUNTS	HIGH/ALARM SENSOR	QUAL
NAR07	NAR-07	RBCCW RAD		7.85	CPS	N/A	N/A	GOOD
NAR08	NAR-08	SW EFFLUENT RAD		775.78	CPS	N/A	N/A	GOOD
MAR01	MAR-01	CNTM ACC HI RAD A		16.96	R/hr	N/A	N/A	GOOD
MAR02	MAR-02	CNTM ACC HI RAD B		14.03	R/hr	N/A	N/A	GOOD
NAR05	NAR-05	OFFGAS PRETREAT RAD A		27.00	mR/hr	N/A	N/A	GOOD
NAR06	NAR-06	OFFGAS PRETREAT RAD B		40.71	mR/hr	N/A	N/A	GOOD
NAR01	NAR-01	MAIN STEAM LINE RAD A	A	298052.28	mR/hr	N/A	N/A	GOOD
NAR02	NAR-02	MAIN STEAM LINE RAD B	A	289888.06	mR/hr	N/A	N/A	GOOD
NAR03	NAR-03	MAIN STEAM LINE RAD C	A	323051.99	mR/hr	N/A	N/A	GOOD
NAR04	NAR-04	MAIN STEAM LINE RAD D	A	301190.56	mR/hr	N/A	N/A	GOOD

11/02/2000 09:15 PM

GROUP DISPLAY FOR E_CSRAD
E-PLAN CNTRL STR AND RADWASTE

POINT ID		DESCRIPTION		CURRENT VALUE	UNITS	LOW ALARM COUNTS	HIGH/ALARM SENSOR	QUAL
PAR38	ARM-38	RAD CHEM LAB	A	9.88	mR/hr	N/A	4	GOOD
PAR39	ARM-39	MAIN CONTROL ROOM		0.21	mR/hr	N/A	4	GOOD
PAR37	ARM-37	STBY GAS TREAT RM	A	100.00	mR/hr	N/A	4	GOOD
PAR34	ARM-34	RW STOR/EQUIP AR		0.20	mR/hr	N/A	15	GOOD
PAR33	ARM-33	RAD WASTE CTRL RM		0.40	mR/hr	N/A	15	GOOD

11/02/2000 09:20 PM

GROUP DISPLAY FOR E_ARMHI
E-PLAN HI RANGE ARM READINGS

POINT ID		DESCRIPTION		CURRENT VALUE	UNITS	LOW ALARM COUNTS	HIGH/ALARM SENSOR	QUAL
PAR48	ARM-48	HPCI PP TURB*RM	A	22.27	R/hr	N/A	10	GOOD
PAR49	ARM-49	REFUEL FLOOR AREA		9.66	R/hr	N/A	10	GOOD
PAR50	ARM-50	CRD NORTH	A	18.81	R/hr	N/A	10	GOOD
PAR51	ARM-51	CRD SOUTH	A	18.28	R/hr	N/A	10	GOOD
PAR52	ARM-52	RWCU RECIRC PP ACC	A	14.38	R/hr	N/A	10	GOOD
PAR53	ARM-53	ACCS TO REM SHUTD	A	16.83	R/hr	N/A	10	GOOD
PAR54	ARM-54	FUEL POOL PP RM	A	12.76	R/hr	N/A	10	GOOD
PAR55	ARM-55	RHR A*C PP ROOM	A	19.28	R/hr	N/A	10	GOOD
PAR56	ARM-56	RHR B*D PP ROOM	A	18.70	R/hr	N/A	10	GOOD
PAR57	ARM-57	RCIC PP*TURB RM	A	13.72	R/hr	N/A	10	GOOD

11/02/2000 09:20 PM

GROUP DISPLAY FOR E_RADMON
E-PLAN PROCESS RAD MONITOR

POINT ID		DESCRIPTION		CURRENT VALUE	UNITS	LOW ALARM COUNTS	HIGH/ALARM SENSOR	QUAL
NAR07	NAR-07	RBCCW RAD		7.81	CPS	N/A	N/A	GOOD
NAR08	NAR-08	SW EFFLUENT RAD		773.94	CPS	N/A	N/A	GOOD
MAR01	MAR-01	CNTM ACC HI RAD A		16.77	R/hr	N/A	N/A	GOOD
MAR02	MAR-02	CNTM ACC HI RAD B		13.86	R/hr	N/A	N/A	GOOD
NAR05	NAR-05	OFFGAS PRETREAT RAD A		26.54	mR/hr	N/A	N/A	GOOD
NAR06	NAR-06	OFFGAS PRETREAT RAD B		40.91	mR/hr	N/A	N/A	GOOD
NAR01	NAR-01	MAIN STEAM LINE RAD A	A	294367.53	mR/hr	N/A	N/A	GOOD
NAR02	NAR-02	MAIN STEAM LINE RAD B	A	286305.16	mR/hr	N/A	N/A	GOOD
NAR03	NAR-03	MAIN STEAM LINE RAD C	A	319071.83	mR/hr	N/A	N/A	GOOD
NAR04	NAR-04	MAIN STEAM LINE RAD D	A	297472.57	mR/hr	N/A	N/A	GOOD

11/02/2000 09:20 PM

GROUP DISPLAY FOR E_CSRAD
E-PLAN CNTRL STR AND RADWASTE

POINT ID		DESCRIPTION		CURRENT VALUE	UNITS	LOW ALARM COUNTS	HIGH/ALARM SENSOR	QUAL
PAR38	ARM-38	RAD CHEM LAB	A	10.26	mR/hr	N/A	4	GOOD
PAR39	ARM-39	MAIN CONTROL ROOM		0.21	mR/hr	N/A	4	GOOD
PAR37	ARM-37	STBY GAS TREAT RM	A	100.00	mR/hr	N/A	4	GOOD
PAR34	ARM-34	RW STOR/EQUIP AR		0.20	mR/hr	N/A	15	GOOD
PAR33	ARM-33	RAD WASTE CTRL RM		0.41	mR/hr	N/A	15	GOOD

11/02/2000 09:25 PM

GROUP DISPLAY FOR E_ARMHI
E-PLAN HI RANGE ARM READINGS

POINT ID		DESCRIPTION		CURRENT VALUE	UNITS	LOW ALARM COUNTS	HIGH/ALARM SENSOR	QUAL
PAR48	ARM-48	HPCI PP TURB*RM	A	22.85	R/hr	N/A	10	GOOD
PAR49	ARM-49	REFUEL FLOOR AREA		9.96	R/hr	N/A	10	GOOD
PAR50	ARM-50	CRD NORTH	A	19.41	R/hr	N/A	10	GOOD
PAR51	ARM-51	CRD SOUTH	A	18.86	R/hr	N/A	10	GOOD
PAR52	ARM-52	RWCU RECIRC PP ACC	A	14.83	R/hr	N/A	10	GOOD
PAR53	ARM-53	ACCS TO REM SHUTD	A	17.37	R/hr	N/A	10	GOOD
PAR54	ARM-54	FUEL POOL PP RM	A	13.18	R/hr	N/A	10	GOOD
PAR55	ARM-55	RHR A*C PP ROOM	A	19.96	R/hr	N/A	10	GOOD
PAR56	ARM-56	RHR B*D PP ROOM	A	19.35	R/hr	N/A	10	GOOD
PAR57	ARM-57	RCIC PP*TURB RM	A	14.15	R/hr	N/A	10	GOOD

11/02/2000 09:25 PM

GROUP DISPLAY FOR E_RADMON
E-PLAN PROCESS RAD MONITOR

POINT ID		DESCRIPTION		CURRENT VALUE	UNITS	LOW ALARM COUNTS	HIGH/ALARM SENSOR	QUAL
NAR07	NAR-07	RBCCW RAD		7.82	CPS	N/A	N/A	GOOD
NAR08	NAR-08	SW EFFLUENT RAD		775.31	CPS	N/A	N/A	GOOD
MAR01	MAR-01	CNTM ACC HI RAD A		16.58	R/hr	N/A	N/A	GOOD
MAR02	MAR-02	CNTM ACC HI RAD B		13.68	R/hr	N/A	N/A	GOOD
NAR05	NAR-05	OFFGAS PRETREAT RAD A		26.46	mR/hr	N/A	N/A	GOOD
NAR06	NAR-06	OFFGAS PRETREAT RAD B		40.71	mR/hr	N/A	N/A	GOOD
NAR01	NAR-01	MAIN STEAM LINE RAD A	A	290790.86	mR/hr	N/A	N/A	GOOD
NAR02	NAR-02	MAIN STEAM LINE RAD B	A	282823.72	mR/hr	N/A	N/A	GOOD
NAR03	NAR-03	MAIN STEAM LINE RAD C	A	315178.94	mR/hr	N/A	N/A	GOOD
NAR04	NAR-04	MAIN STEAM LINE RAD D	A	293874.69	mR/hr	N/A	N/A	GOOD

11/02/2000 09:25 PM

GROUP DISPLAY FOR E_CSRAD
E-PLAN CNTRL STR AND RADWASTE

POINT ID		DESCRIPTION		CURRENT VALUE	UNITS	LOW ALARM COUNTS	HIGH/ALARM SENSOR	QUAL
PAR38	ARM-38	RAD CHEM LAB	A	10.58	mR/hr	N/A	4	GOOD
PAR39	ARM-39	MAIN CONTROL ROOM		0.21	mR/hr	N/A	4	GOOD
PAR37	ARM-37	STBY GAS TREAT RM	A	100.00	mR/hr	N/A	4	GOOD
PAR34	ARM-34	RW STOR/EQUIP AR		0.21	mR/hr	N/A	15	GOOD
PAR33	ARM-33	RAD WASTE CTRL RM		0.40	mR/hr	N/A	15	GOOD

11/02/2000 09:30 PM

GROUP DISPLAY FOR E_ARMHI
E-PLAN HI RANGE ARM READINGS

POINT ID		DESCRIPTION		CURRENT VALUE	UNITS	LOW ALARM COUNTS	HIGH/ALARM SENSOR	QUAL
PAR48	ARM-48	HPCI PP TURB*RM	A	23.35	R/hr	N/A	10	GOOD
PAR49	ARM-49	REFUEL FLOOR AREA	A	10.23	R/hr	N/A	10	GOOD
PAR50	ARM-50	CRD NORTH	A	19.94	R/hr	N/A	10	GOOD
PAR51	ARM-51	CRD SOUTH	A	19.37	R/hr	N/A	10	GOOD
PAR52	ARM-52	RWCU RECIRC PP ACC	A	15.22	R/hr	N/A	10	GOOD
PAR53	ARM-53	ACCS TO REM SHUTD	A	17.84	R/hr	N/A	10	GOOD
PAR54	ARM-54	FUEL POOL PP RM	A	13.54	R/hr	N/A	10	GOOD
PAR55	ARM-55	RHR A*C PP ROOM	A	20.59	R/hr	N/A	10	GOOD
PAR56	ARM-56	RHR B*D PP ROOM	A	19.94	R/hr	N/A	10	GOOD
PAR57	ARM-57	RCIC PP*TURB RM	A	14.53	R/hr	N/A	10	GOOD

11/02/2000 09:30 PM

GROUP DISPLAY FOR E_RADMON
E-PLAN PROCESS RAD MONITOR

POINT ID		DESCRIPTION		CURRENT VALUE	UNITS	LOW ALARM COUNTS	HIGH/ALARM SENSOR	QUAL
NAR07	NAR-07	RBCCW RAD		7.89	CPS	N/A	N/A	GOOD
NAR08	NAR-08	SW EFFLUENT RAD		782.88	CPS	N/A	N/A	GOOD
MAR01	MAR-01	CNTM ACC HI RAD A		16.42	R/hr	N/A	N/A	GOOD
MAR02	MAR-02	CNTM ACC HI RAD B		13.53	R/hr	N/A	N/A	GOOD
NAR05	NAR-05	OFFGAS PRETREAT RAD A		26.74	mR/hr	N/A	N/A	GOOD
NAR06	NAR-06	OFFGAS PRETREAT RAD B		41.48	mR/hr	N/A	N/A	GOOD
NAR01	NAR-01	MAIN STEAM LINE RAD A	A	287299.13	mR/hr	N/A	N/A	GOOD
NAR02	NAR-02	MAIN STEAM LINE RAD B	A	279424.78	mR/hr	N/A	N/A	GOOD
NAR03	NAR-03	MAIN STEAM LINE RAD C	A	311412.69	mR/hr	N/A	N/A	GOOD
NAR04	NAR-04	MAIN STEAM LINE RAD D	A	290358.17	mR/hr	N/A	N/A	GOOD

11/02/2000 09:30 PM

GROUP DISPLAY FOR E_CSRAD
E-PLAN CNTRL STR AND RADWASTE

POINT ID		DESCRIPTION		CURRENT VALUE	UNITS	LOW ALARM COUNTS	HIGH/ALARM SENSOR	QUAL
PAR38	ARM-38	RAD CHEM LAB	A	10.86	mR/hr	N/A	4	GOOD
PAR39	ARM-39	MAIN CONTROL ROOM		0.20	mR/hr	N/A	4	GOOD
PAR37	ARM-37	STBY GAS TREAT RM	A	100.00	mR/hr	N/A	4	GOOD
PAR34	ARM-34	RW STOR/EQUIP AR		0.21	mR/hr	N/A	15	GOOD
PAR33	ARM-33	RAD WASTE CTRL RM		0.40	mR/hr	N/A	15	GOOD

11/02/2000 09:35 PM

GROUP DISPLAY FOR E_ARMHI
E-PLAN HI RANGE ARM READINGS

POINT ID		DESCRIPTION		CURRENT VALUE	UNITS	LOW ALARM COUNTS	HIGH/ALARM SENSOR	QUAL
PAR48	ARM-48	HPCI PP TURB*RM	A	23.80	R/hr	N/A	10	GOOD
PAR49	ARM-49	REFUEL FLOOR AREA	A	10.45	R/hr	N/A	10	GOOD
PAR50	ARM-50	CRD NORTH	A	20.40	R/hr	N/A	10	GOOD
PAR51	ARM-51	CRD SOUTH	A	19.80	R/hr	N/A	10	GOOD
PAR52	ARM-52	RWCU RECIRC PP ACC	A	15.56	R/hr	N/A	10	GOOD
PAR53	ARM-53	ACCS TO REM SHUTD	A	18.24	R/hr	N/A	10	GOOD
PAR54	ARM-54	FUEL POOL PP RM	A	13.84	R/hr	N/A	10	GOOD
PAR55	ARM-55	RHR A*C PP ROOM	A	21.12	R/hr	N/A	10	GOOD
PAR56	ARM-56	RHR B*D PP ROOM	A	20.40	R/hr	N/A	10	GOOD
PAR57	ARM-57	RCIC PP*TURB RM	A	14.88	R/hr	N/A	10	GOOD

11/02/2000 09:35 PM

GROUP DISPLAY FOR E_RADMON
E-PLAN PROCESS RAD MONITOR

POINT ID		DESCRIPTION		CURRENT VALUE	UNITS	LOW ALARM COUNTS	HIGH/ALARM SENSOR	QUAL
NAR07	NAR-07	RBCCW RAD		7.83	CPS	N/A	N/A	GOOD
NAR08	NAR-08	SW EFFLUENT RAD		779.15	CPS	N/A	N/A	GOOD
MAR01	MAR-01	CNTM ACC HI RAD A		16.28	R/hr	N/A	N/A	GOOD
MAR02	MAR-02	CNTM ACC HI RAD B		13.36	R/hr	N/A	N/A	GOOD
NAR05	NAR-05	OFFGAS PRETREAT RAD A		26.96	mR/hr	N/A	N/A	GOOD
NAR06	NAR-06	OFFGAS PRETREAT RAD B		40.55	mR/hr	N/A	N/A	GOOD
NAR01	NAR-01	MAIN STEAM LINE RAD A	A	283910.40	mR/hr	N/A	N/A	GOOD
NAR02	NAR-02	MAIN STEAM LINE RAD B	A	276142.31	mR/hr	N/A	N/A	GOOD
NAR03	NAR-03	MAIN STEAM LINE RAD C	A	307757.08	mR/hr	N/A	N/A	GOOD
NAR04	NAR-04	MAIN STEAM LINE RAD D	A	286951.79	mR/hr	N/A	N/A	GOOD

11/02/2000 09:35 PM

GROUP DISPLAY FOR E_CSRAD
E-PLAN CNTRL STR AND RADWASTE

POINT ID		DESCRIPTION		CURRENT VALUE	UNITS	LOW ALARM COUNTS	HIGH/ALARM SENSOR	QUAL
PAR38	ARM-38	RAD CHEM LAB	A	11.10	mR/hr	N/A	4	GOOD
PAR39	ARM-39	MAIN CONTROL ROOM		0.21	mR/hr	N/A	4	GOOD
PAR37	ARM-37	STBY GAS TREAT RM	A	100.00	mR/hr	N/A	4	GOOD
PAR34	ARM-34	RW STOR/EQUIP AR		0.20	mR/hr	N/A	15	GOOD
PAR33	ARM-33	RAD WASTE CTRL RM		0.41	mR/hr	N/A	15	GOOD

11/02/2000 09:40 PM

GROUP DISPLAY FOR E_ARMHI
E-PLAN HI RANGE ARM READINGS

POINT ID		DESCRIPTION		CURRENT VALUE	UNITS	LOW ALARM COUNTS	HIGH/ALARM SENSOR	QUAL
PAR48	ARM-48	HPCI PP TURB*RM	A	24.19	R/hr	N/A	10	GOOD
PAR49	ARM-49	REFUEL FLOOR AREA	A	10.65	R/hr	N/A	10	GOOD
PAR50	ARM-50	CRD NORTH	A	20.79	R/hr	N/A	10	GOOD
PAR51	ARM-51	CRD SOUTH	A	20.19	R/hr	N/A	10	GOOD
PAR52	ARM-52	RWCU RECIRC PP ACC	A	15.87	R/hr	N/A	10	GOOD
PAR53	ARM-53	ACCS TO REM SHUTD	A	18.60	R/hr	N/A	10	GOOD
PAR54	ARM-54	FUEL POOL PP RM	A	14.11	R/hr	N/A	10	GOOD
PAR55	ARM-55	RHR A*C PP ROOM	A	21.61	R/hr	N/A	10	GOOD
PAR56	ARM-56	RHR B*D PP ROOM	A	20.87	R/hr	N/A	10	GOOD
PAR57	ARM-57	RCIC PP*TURB RM	A	15.13	R/hr	N/A	10	GOOD

11/02/2000 09:40 PM

GROUP DISPLAY FOR E_RADMON
E-PLAN PROCESS RAD MONITOR

POINT ID		DESCRIPTION		CURRENT VALUE	UNITS	LOW ALARM COUNTS	HIGH/ALARM SENSOR	QUAL
NAR07	NAR-07	RBCCW RAD		7.83	CPS	N/A	N/A	GOOD
NAR08	NAR-08	SW EFFLUENT RAD		781.01	CPS	N/A	N/A	GOOD
MAR01	MAR-01	CNTM ACC HI RAD A		16.11	R/hr	N/A	N/A	GOOD
MAR02	MAR-02	CNTM ACC HI RAD B		13.18	R/hr	N/A	N/A	GOOD
NAR05	NAR-05	OFFGAS PRETREAT RAD A		27.31	mR/hr	N/A	N/A	GOOD
NAR06	NAR-06	OFFGAS PRETREAT RAD B		41.12	mR/hr	N/A	N/A	GOOD
NAR01	NAR-01	MAIN STEAM LINE RAD A	A	280622.16	mR/hr	N/A	N/A	GOOD
NAR02	NAR-02	MAIN STEAM LINE RAD B	A	272929.62	mR/hr	N/A	N/A	GOOD
NAR03	NAR-03	MAIN STEAM LINE RAD C	A	304177.70	mR/hr	N/A	N/A	GOOD
NAR04	NAR-04	MAIN STEAM LINE RAD D	A	283629.83	mR/hr	N/A	N/A	GOOD

11/02/2000 09:40 PM

GROUP DISPLAY FOR E_CSRAD
E-PLAN CNTRL STR AND RADWASTE

POINT ID		DESCRIPTION		CURRENT VALUE	UNITS	LOW ALARM COUNTS	HIGH/ALARM SENSOR	QUAL
PAR38	ARM-38	RAD CHEM LAB	A	11.31	mR/hr	N/A	4	GOOD
PAR39	ARM-39	MAIN CONTROL ROOM		0.20	mR/hr	N/A	4	GOOD
PAR37	ARM-37	STBY GAS TREAT RM	A	100.00	mR/hr	N/A	4	GOOD
PAR34	ARM-34	RW STOR/EQUIP AR		0.20	mR/hr	N/A	15	GOOD
PAR33	ARM-33	RAD WASTE CTRL RM		0.40	mR/hr	N/A	15	GOOD

11/02/2000 09:45 PM

GROUP DISPLAY FOR E_ARMHI
E-PLAN HI RANGE ARM READINGS

POINT ID		DESCRIPTION		CURRENT VALUE	UNITS	LOW ALARM COUNTS	HIGH/ALARM SENSOR	QUAL
PAR48	ARM-48	HPCI PP TURB*RM	A	24.54	R/hr	N/A	10	GOOD
PAR49	ARM-49	REFUEL FLOOR AREA	A	10.83	R/hr	N/A	10	GOOD
PAR50	ARM-50	CRD NORTH	A	21.14	R/hr	N/A	10	GOOD
PAR51	ARM-51	CRD SOUTH	A	20.53	R/hr	N/A	10	GOOD
PAR52	ARM-52	RWCU RECIRC PP ACC	A	16.13	R/hr	N/A	10	GOOD
PAR53	ARM-53	ACCS TO REM SHUTD	A	18.92	R/hr	N/A	10	GOOD
PAR54	ARM-54	FUEL POOL PP RM	A	14.35	R/hr	N/A	10	GOOD
PAR55	ARM-55	RHR A*C PP ROOM	A	22.08	R/hr	N/A	10	GOOD
PAR56	ARM-56	RHR B*D PP ROOM	A	21.27	R/hr	N/A	10	GOOD
PAR57	ARM-57	RCIC PP*TURB RM	A	15.40	R/hr	N/A	10	GOOD

11/02/2000 09:45 PM

GROUP DISPLAY FOR E_RADMON
E-PLAN PROCESS RAD MONITOR

POINT ID		DESCRIPTION		CURRENT VALUE	UNITS	LOW ALARM COUNTS	HIGH/ALARM SENSOR	QUAL
NAR07	NAR-07	RBCCW RAD		7.83	CPS	N/A	N/A	GOOD
NAR08	NAR-08	SW EFFLUENT RAD		774.81	CPS	N/A	N/A	GOOD
MAR01	MAR-01	CNTM ACC HI RAD A		15.88	R/hr	N/A	N/A	GOOD
MAR02	MAR-02	CNTM ACC HI RAD B		13.00	R/hr	N/A	N/A	GOOD
NAR05	NAR-05	OFFGAS PRETREAT RAD A		27.38	mR/hr	N/A	N/A	GOOD
NAR06	NAR-06	OFFGAS PRETREAT RAD B		41.31	mR/hr	N/A	N/A	GOOD
NAR01	NAR-01	MAIN STEAM LINE RAD A	A	277414.50	mR/hr	N/A	N/A	GOOD
NAR02	NAR-02	MAIN STEAM LINE RAD B	A	269801.62	mR/hr	N/A	N/A	GOOD
NAR03	NAR-03	MAIN STEAM LINE RAD C	A	300701.69	mR/hr	N/A	N/A	GOOD
NAR04	NAR-04	MAIN STEAM LINE RAD D	A	280383.70	mR/hr	N/A	N/A	GOOD

11/02/2000 09:45 PM

GROUP DISPLAY FOR E_CSRAD
E-PLAN CNTRL STR AND RADWASTE

POINT ID		DESCRIPTION		CURRENT VALUE	UNITS	LOW ALARM COUNTS	HIGH/ALARM SENSOR	QUAL
PAR38	ARM-38	RAD CHEM LAB	A	11.49	mR/hr	N/A	4	GOOD
PAR39	ARM-39	MAIN CONTROL ROOM		0.20	mR/hr	N/A	4	GOOD
PAR37	ARM-37	STBY GAS TREAT RM	A	100.00	mR/hr	N/A	4	GOOD
PAR34	ARM-34	RW STOR/EQUIP AR		0.21	mR/hr	N/A	15	GOOD
PAR33	ARM-33	RAD WASTE CTRL RM		0.41	mR/hr	N/A	15	GOOD

11/02/2000 09:50 PM

GROUP DISPLAY FOR E_ARMHI
E-PLAN HI RANGE ARM READINGS

POINT ID		DESCRIPTION		CURRENT VALUE	UNITS	LOW ALARM COUNTS	HIGH/ALARM SENSOR	QUAL
PAR48	ARM-48	HPCI PP TURB*RM	A	24.85	R/hr	N/A	10	GOOD
PAR49	ARM-49	REFUEL FLOOR AREA	A	10.98	R/hr	N/A	10	GOOD
PAR50	ARM-50	CRD NORTH	A	21.44	R/hr	N/A	10	GOOD
PAR51	ARM-51	CRD SOUTH	A	20.81	R/hr	N/A	10	GOOD
PAR52	ARM-52	RWCU RECIRC PP ACC	A	16.35	R/hr	N/A	10	GOOD
PAR53	ARM-53	ACCS TO REM SHUTD	A	19.18	R/hr	N/A	10	GOOD
PAR54	ARM-54	FUEL POOL PP RM	A	14.55	R/hr	N/A	10	GOOD
PAR55	ARM-55	RHR A*C PP ROOM	A	22.45	R/hr	N/A	10	GOOD
PAR56	ARM-56	RHR B*D PP ROOM	A	21.63	R/hr	N/A	10	GOOD
PAR57	ARM-57	RCIC PP*TURB RM	A	15.62	R/hr	N/A	10	GOOD

11/02/2000 09:50 PM

GROUP DISPLAY FOR E_RADMON
E-PLAN PROCESS RAD MONITOR

POINT ID		DESCRIPTION		CURRENT VALUE	UNITS	LOW ALARM COUNTS	HIGH/ALARM SENSOR	QUAL
NAR07	NAR-07	RBCCW RAD		7.88	CPS	N/A	N/A	GOOD
NAR08	NAR-08	SW EFFLUENT RAD		777.85	CPS	N/A	N/A	GOOD
MAR01	MAR-01	CNTM ACC HI RAD A		15.78	R/hr	N/A	N/A	GOOD
MAR02	MAR-02	CNTM ACC HI RAD B		12.84	R/hr	N/A	N/A	GOOD
NAR05	NAR-05	OFFGAS PRETREAT RAD A		27.15	mR/hr	N/A	N/A	GOOD
NAR06	NAR-06	OFFGAS PRETREAT RAD B		40.65	mR/hr	N/A	N/A	GOOD
NAR01	NAR-01	MAIN STEAM LINE RAD A	A	274275.37	mR/hr	N/A	N/A	GOOD
NAR02	NAR-02	MAIN STEAM LINE RAD B	A	266757.16	mR/hr	N/A	N/A	GOOD
NAR03	NAR-03	MAIN STEAM LINE RAD C	A	297326.51	mR/hr	N/A	N/A	GOOD
NAR04	NAR-04	MAIN STEAM LINE RAD D	A	277230.42	mR/hr	N/A	N/A	GOOD

11/02/2000 09:50 PM

GROUP DISPLAY FOR E_CSRAD
E-PLAN CNTRL STR AND RADWASTE

POINT ID		DESCRIPTION		CURRENT VALUE	UNITS	LOW ALARM COUNTS	HIGH/ALARM SENSOR	QUAL
PAR38	ARM-38	RAD CHEM LAB	A	11.65	mR/hr	N/A	4	GOOD
PAR39	ARM-39	MAIN CONTROL ROOM		0.21	mR/hr	N/A	4	GOOD
PAR37	ARM-37	STBY GAS TREAT RM	A	100.00	mR/hr	N/A	4	GOOD
PAR34	ARM-34	RW STOR/EQUIP AR		0.20	mR/hr	N/A	15	GOOD
PAR33	ARM-33	RAD WASTE CTRL RM		0.41	mR/hr	N/A	15	GOOD

11/02/2000 09:55 PM

GROUP DISPLAY FOR E_ARMHI
E-PLAN HI RANGE ARM READINGS

POINT ID		DESCRIPTION		CURRENT VALUE	UNITS	LOW ALARM COUNTS	HIGH/ALARM SENSOR	QUAL
PAR48	ARM-48	HPCI PP TURB*RM	A	25.12	R/hr	N/A	10	GOOD
PAR49	ARM-49	REFUEL FLOOR AREA	A	11.11	R/hr	N/A	10	GOOD
PAR50	ARM-50	CRD NORTH	A	21.70	R/hr	N/A	10	GOOD
PAR51	ARM-51	CRD SOUTH	A	21.07	R/hr	N/A	10	GOOD
PAR52	ARM-52	RWCU RECIRC PP ACC	A	16.55	R/hr	N/A	10	GOOD
PAR53	ARM-53	ACCS TO REM SHUTD	A	19.42	R/hr	N/A	10	GOOD
PAR54	ARM-54	FUEL POOL PP RM	A	14.73	R/hr	N/A	10	GOOD
PAR55	ARM-55	RHR A*C PP ROOM	A	22.82	R/hr	N/A	10	GOOD
PAR56	ARM-56	RHR B*D PP ROOM	A	21.95	R/hr	N/A	10	GOOD
PAR57	ARM-57	RCIC PP*TURB RM	A	15.78	R/hr	N/A	10	GOOD

11/02/2000 09:55 PM

GROUP DISPLAY FOR E_RADMON
E-PLAN PROCESS RAD MONITOR

POINT ID		DESCRIPTION		CURRENT VALUE	UNITS	LOW ALARM COUNTS	HIGH/ALARM SENSOR	QUAL
NAR07	NAR-07	RBCCW RAD		7.90	CPS	N/A	N/A	GOOD
NAR08	NAR-08	SW EFFLUENT RAD		778.93	CPS	N/A	N/A	GOOD
MAR01	MAR-01	CNTM ACC HI RAD A		15.56	R/hr	N/A	N/A	GOOD
MAR02	MAR-02	CNTM ACC HI RAD B		12.60	R/hr	N/A	N/A	GOOD
NAR05	NAR-05	OFFGAS PRETREAT RAD A		27.11	mR/hr	N/A	N/A	GOOD
NAR06	NAR-06	OFFGAS PRETREAT RAD B		41.23	mR/hr	N/A	N/A	GOOD
NAR01	NAR-01	MAIN STEAM LINE RAD A	A	271229.34	mR/hr	N/A	N/A	GOOD
NAR02	NAR-02	MAIN STEAM LINE RAD B	A	263783.80	mR/hr	N/A	N/A	GOOD
NAR03	NAR-03	MAIN STEAM LINE RAD C	A	294017.06	mR/hr	N/A	N/A	GOOD
NAR04	NAR-04	MAIN STEAM LINE RAD D	A	274161.12	mR/hr	N/A	N/A	GOOD

11/02/2000 09:55 PM

GROUP DISPLAY FOR E_CSRAD
E-PLAN CNTRL STR AND RADWASTE

POINT ID		DESCRIPTION		CURRENT VALUE	UNITS	LOW ALARM COUNTS	HIGH/ALARM SENSOR	QUAL
PAR38	ARM-38	RAD CHEM LAB	A	11.79	mR/hr	N/A	4	GOOD
PAR39	ARM-39	MAIN CONTROL ROOM		0.20	mR/hr	N/A	4	GOOD
PAR37	ARM-37	STBY GAS TREAT RM	A	100.00	mR/hr	N/A	4	GOOD
PAR34	ARM-34	RW STOR/EQUIP AR		0.20	mR/hr	N/A	15	GOOD
PAR33	ARM-33	RAD WASTE CTRL RM		0.41	mR/hr	N/A	15	GOOD

11/02/2000 10:00 PM

GROUP DISPLAY FOR E_ARMHI
E-PLAN HI RANGE ARM READINGS

POINT ID		DESCRIPTION		CURRENT VALUE	UNITS	LOW ALARM COUNTS	HIGH/ALARM SENSOR	QUAL
PAR48	ARM-48	HPCI PP TURB*RM	A	25.37	R/hr	N/A	10	GOOD
PAR49	ARM-49	REFUEL FLOOR AREA	A	11.23	R/hr	N/A	10	GOOD
PAR50	ARM-50	CRD NORTH	A	21.93	R/hr	N/A	10	GOOD
PAR51	ARM-51	CRD SOUTH	A	21.28	R/hr	N/A	10	GOOD
PAR52	ARM-52	RWCU RECIRC PP ACC	A	16.72	R/hr	N/A	10	GOOD
PAR53	ARM-53	ACCS TO REM SHUTD	A	19.62	R/hr	N/A	10	GOOD
PAR54	ARM-54	FUEL POOL PP RM	A	14.89	R/hr	N/A	10	GOOD
PAR55	ARM-55	RHR A*C PP ROOM	A	23.17	R/hr	N/A	10	GOOD
PAR56	ARM-56	RHR B*D PP ROOM	A	22.26	R/hr	N/A	10	GOOD
PAR57	ARM-57	RCIC PP*TURB RM	A	15.95	R/hr	N/A	10	GOOD

11/02/2000 10:00 PM

GROUP DISPLAY FOR E_RADMON
E-PLAN PROCESS RAD MONITOR

POINT ID		DESCRIPTION		CURRENT VALUE	UNITS	LOW ALARM COUNTS	HIGH/ALARM SENSOR	QUAL
NAR07	NAR-07	RBCCW RAD		7.89	CPS	N/A	N/A	GOOD
NAR08	NAR-08	SW EFFLUENT RAD		775.50	CPS	N/A	N/A	GOOD
MAR01	MAR-01	CNTM ACC HI RAD A		15.40	R/hr	N/A	N/A	GOOD
MAR02	MAR-02	CNTM ACC HI RAD B		12.44	R/hr	N/A	N/A	GOOD
NAR05	NAR-05	OFFGAS PRETREAT RAD A		26.72	mR/hr	N/A	N/A	GOOD
NAR06	NAR-06	OFFGAS PRETREAT RAD B		41.04	mR/hr	N/A	N/A	GOOD
NAR01	NAR-01	MAIN STEAM LINE RAD A	A	268248.28	mR/hr	N/A	N/A	GOOD
NAR02	NAR-02	MAIN STEAM LINE RAD B	A	260889.21	mR/hr	N/A	N/A	GOOD
NAR03	NAR-03	MAIN STEAM LINE RAD C	A	290785.90	mR/hr	N/A	N/A	GOOD
NAR04	NAR-04	MAIN STEAM LINE RAD D	A	271164.78	mR/hr	N/A	N/A	GOOD

11/02/2000 10:00 PM

GROUP DISPLAY FOR E_CSRAD
E-PLAN CNTRL STR AND RADWASTE

POINT ID		DESCRIPTION		CURRENT VALUE	UNITS	LOW ALARM COUNTS	HIGH/ALARM SENSOR	QUAL
PAR38	ARM-38	RAD CHEM LAB	A	11.91	mR/hr	N/A	4	GOOD
PAR39	ARM-39	MAIN CONTROL ROOM		0.20	mR/hr	N/A	4	GOOD
PAR37	ARM-37	STBY GAS TREAT RM	A	100.00	mR/hr	N/A	4	GOOD
PAR34	ARM-34	RW STOR/EQUIP AR		0.21	mR/hr	N/A	15	GOOD
PAR33	ARM-33	RAD WASTE CTRL RM		0.40	mR/hr	N/A	15	GOOD

11/02/2000 10:05 PM

GROUP DISPLAY FOR E_ARMHI
E-PLAN HI RANGE ARM READINGS

POINT ID		DESCRIPTION		CURRENT VALUE	UNITS	LOW ALARM COUNTS	HIGH/ALARM SENSOR	QUAL
PAR48	ARM-48	HPCI PP TURB*RM	A	25.59	R/hr	N/A	10	GOOD
PAR49	ARM-49	REFUEL FLOOR AREA	A	11.32	R/hr	N/A	10	GOOD
PAR50	ARM-50	CRD NORTH	A	22.12	R/hr	N/A	10	GOOD
PAR51	ARM-51	CRD SOUTH	A	21.48	R/hr	N/A	10	GOOD
PAR52	ARM-52	RWCU RECIRC PP ACC	A	16.87	R/hr	N/A	10	GOOD
PAR53	ARM-53	ACCS TO REM SHUTD	A	19.80	R/hr	N/A	10	GOOD
PAR54	ARM-54	FUEL POOL PP RM	A	15.02	R/hr	N/A	10	GOOD
PAR55	ARM-55	RHR A*C PP ROOM	A	23.45	R/hr	N/A	10	GOOD
PAR56	ARM-56	RHR B*D PP ROOM	A	22.50	R/hr	N/A	10	GOOD
PAR57	ARM-57	RCIC PP*TURB RM	A	16.11	R/hr	N/A	10	GOOD

11/02/2000 10:05 PM

GROUP DISPLAY FOR E_RADMON
E-PLAN PROCESS RAD MONITOR

POINT ID		DESCRIPTION		CURRENT VALUE	UNITS	LOW ALARM COUNTS	HIGH/ALARM SENSOR	QUAL
NAR07	NAR-07	RBCCW RAD		7.88	CPS	N/A	N/A	GOOD
NAR08	NAR-08	SW EFFLUENT RAD		774.42	CPS	N/A	N/A	GOOD
MAR01	MAR-01	CNTM ACC HI RAD A		15.31	R/hr	N/A	N/A	GOOD
MAR02	MAR-02	CNTM ACC HI RAD B		12.34	R/hr	N/A	N/A	GOOD
NAR05	NAR-05	OFFGAS PRETREAT RAD A		26.48	mR/hr	N/A	N/A	GOOD
NAR06	NAR-06	OFFGAS PRETREAT RAD B		41.22	mR/hr	N/A	N/A	GOOD
NAR01	NAR-01	MAIN STEAM LINE RAD A	A	265351.53	mR/hr	N/A	N/A	GOOD
NAR02	NAR-02	MAIN STEAM LINE RAD B	A	258057.63	mR/hr	N/A	N/A	GOOD
NAR03	NAR-03	MAIN STEAM LINE RAD C	A	287656.42	mR/hr	N/A	N/A	GOOD
NAR04	NAR-04	MAIN STEAM LINE RAD D	A	268230.83	mR/hr	N/A	N/A	GOOD

11/02/2000 10:05 PM

GROUP DISPLAY FOR E_CSRAD
E-PLAN CNTRL STR AND RADWASTE

POINT ID		DESCRIPTION		CURRENT VALUE	UNITS	LOW ALARM COUNTS	HIGH/ALARM SENSOR	QUAL
PAR38	ARM-38	RAD CHEM LAB	A	12.01	mR/hr	N/A	4	GOOD
PAR39	ARM-39	MAIN CONTROL ROOM		0.20	mR/hr	N/A	4	GOOD
PAR37	ARM-37	STBY GAS TREAT RM	A	100.00	mR/hr	N/A	4	GOOD
PAR34	ARM-34	RW STOR/EQUIP AR		0.20	mR/hr	N/A	15	GOOD
PAR33	ARM-33	RAD WASTE CTRL RM		0.41	mR/hr	N/A	15	GOOD

11/02/2000 10:10 PM

GROUP DISPLAY FOR E_ARMHI
E-PLAN HI RANGE ARM READINGS

POINT ID		DESCRIPTION		CURRENT VALUE	UNITS	LOW ALARM COUNTS	HIGH/ALARM SENSOR	QUAL
PAR48	ARM-48	HPCI PP TURB*RM	A	25.79	R/hr	N/A	10	GOOD
PAR49	ARM-49	REFUEL FLOOR AREA	A	11.41	R/hr	N/A	10	GOOD
PAR50	ARM-50	CRD NORTH	A	22.28	R/hr	N/A	10	GOOD
PAR51	ARM-51	CRD SOUTH	A	21.63	R/hr	N/A	10	GOOD
PAR52	ARM-52	RWCU RECIRC PP ACC	A	16.99	R/hr	N/A	10	GOOD
PAR53	ARM-53	ACCS TO REM SHUTD	A	19.94	R/hr	N/A	10	GOOD
PAR54	ARM-54	FUEL POOL PP RM	A	15.13	R/hr	N/A	10	GOOD
PAR55	ARM-55	RHR A*C PP ROOM	A	23.72	R/hr	N/A	10	GOOD
PAR56	ARM-56	RHR B*D PP ROOM	A	22.77	R/hr	N/A	10	GOOD
PAR57	ARM-57	RCIC PP*TURB RM	A	16.21	R/hr	N/A	10	GOOD

11/02/2000 10:10 PM

GROUP DISPLAY FOR E_RADMON
E-PLAN PROCESS RAD MONITOR

POINT ID		DESCRIPTION		CURRENT VALUE	UNITS	LOW ALARM COUNTS	HIGH/ALARM SENSOR	QUAL
NAR07	NAR-07	RBCCW RAD		7.83	CPS	N/A	N/A	GOOD
NAR08	NAR-08	SW EFFLUENT RAD		780.45	CPS	N/A	N/A	GOOD
MAR01	MAR-01	CNTM ACC HI RAD A		15.08	R/hr	N/A	N/A	GOOD
MAR02	MAR-02	CNTM ACC HI RAD B		12.16	R/hr	N/A	N/A	GOOD
NAR05	NAR-05	OFFGAS PRETREAT RAD A		26.68	mR/hr	N/A	N/A	GOOD
NAR06	NAR-06	OFFGAS PRETREAT RAD B		40.58	mR/hr	N/A	N/A	GOOD
NAR01	NAR-01	MAIN STEAM LINE RAD A	A	262506.35	mR/hr	N/A	N/A	GOOD
NAR02	NAR-02	MAIN STEAM LINE RAD B	A	255302.84	mR/hr	N/A	N/A	GOOD
NAR03	NAR-03	MAIN STEAM LINE RAD C	A	284580.78	mR/hr	N/A	N/A	GOOD
NAR04	NAR-04	MAIN STEAM LINE RAD D	A	265374.14	mR/hr	N/A	N/A	GOOD

11/02/2000 10:10 PM

GROUP DISPLAY FOR E_CSRAD
E-PLAN CNTRL STR AND RADWASTE

POINT ID		DESCRIPTION		CURRENT VALUE	UNITS	LOW ALARM COUNTS	HIGH/ALARM SENSOR	QUAL
PAR38	ARM-38	RAD CHEM LAB	A	12.10	mR/hr	N/A	4	GOOD
PAR39	ARM-39	MAIN CONTROL ROOM		0.21	mR/hr	N/A	4	GOOD
PAR37	ARM-37	STBY GAS TREAT RM	A	100.00	mR/hr	N/A	4	GOOD
PAR34	ARM-34	RW STOR/EQUIP AR		0.21	mR/hr	N/A	15	GOOD
PAR33	ARM-33	RAD WASTE CTRL RM		0.40	mR/hr	N/A	15	GOOD

11/02/2000 10:15 PM

GROUP DISPLAY FOR E_ARMHI
E-PLAN HI RANGE ARM READINGS

POINT ID		DESCRIPTION		CURRENT VALUE	UNITS	LOW ALARM COUNTS	HIGH/ALARM SENSOR	QUAL
PAR48	ARM-48	HPCI PP TURB*RM	A	25.96	R/hr	N/A	10	GOOD
PAR49	ARM-49	REFUEL FLOOR AREA	A	11.48	R/hr	N/A	10	GOOD
PAR50	ARM-50	CRD NORTH	A	22.43	R/hr	N/A	10	GOOD
PAR51	ARM-51	CRD SOUTH	A	21.77	R/hr	N/A	10	GOOD
PAR52	ARM-52	RWCU RECIRC PP ACC	A	17.09	R/hr	N/A	10	GOOD
PAR53	ARM-53	ACCS TO REM SHUTD	A	20.07	R/hr	N/A	10	GOOD
PAR54	ARM-54	FUEL POOL PP RM	A	15.22	R/hr	N/A	10	GOOD
PAR55	ARM-55	RHR A*C PP ROOM	A	23.96	R/hr	N/A	10	GOOD
PAR56	ARM-56	RHR B*D PP ROOM	A	22.97	R/hr	N/A	10	GOOD
PAR57	ARM-57	RCIC PP*TURB RM	A	16.30	R/hr	N/A	10	GOOD

11/02/2000 10:15 PM

GROUP DISPLAY FOR E_RADMON
E-PLAN PROCESS RAD MONITOR

POINT ID		DESCRIPTION		CURRENT VALUE	UNITS	LOW ALARM COUNTS	HIGH/ALARM SENSOR	QUAL
NAR07	NAR-07	RBCCW RAD		7.82	CPS	N/A	N/A	GOOD
NAR08	NAR-08	SW EFFLUENT RAD		775.65	CPS	N/A	N/A	GOOD
MAR01	MAR-01	CNTM ACC HI RAD A		15.00	R/hr	N/A	N/A	GOOD
MAR02	MAR-02	CNTM ACC HI RAD B		12.00	R/hr	N/A	N/A	GOOD
NAR05	NAR-05	OFFGAS PRETREAT RAD A		26.41	mR/hr	N/A	N/A	GOOD
NAR06	NAR-06	OFFGAS PRETREAT RAD B		41.42	mR/hr	N/A	N/A	GOOD
NAR01	NAR-01	MAIN STEAM LINE RAD A	A	259751.20	mR/hr	N/A	N/A	GOOD
NAR02	NAR-02	MAIN STEAM LINE RAD B	A	252615.74	mR/hr	N/A	N/A	GOOD
NAR03	NAR-03	MAIN STEAM LINE RAD C	A	281595.55	mR/hr	N/A	N/A	GOOD
NAR04	NAR-04	MAIN STEAM LINE RAD D	A	262593.81	mR/hr	N/A	N/A	GOOD

11/02/2000 10:15 PM

GROUP DISPLAY FOR E_CSRAD
E-PLAN CNTRL STR AND RADWASTE

POINT ID		DESCRIPTION		CURRENT VALUE	UNITS	LOW ALARM COUNTS	HIGH/ALARM SENSOR	QUAL
PAR38	ARM-38	RAD CHEM LAB	A	12.17	mR/hr	N/A	4	GOOD
PAR39	ARM-39	MAIN CONTROL ROOM		0.20	mR/hr	N/A	4	GOOD
PAR37	ARM-37	STBY GAS TREAT RM	A	100.00	mR/hr	N/A	4	GOOD
PAR34	ARM-34	RW STOR/EQUIP AR		0.21	mR/hr	N/A	15	GOOD
PAR33	ARM-33	RAD WASTE CTRL RM		0.41	mR/hr	N/A	15	GOOD

11/02/2000 10:20 PM

GROUP DISPLAY FOR E_ARMHI
E-PLAN HI RANGE ARM READINGS

POINT ID		DESCRIPTION		CURRENT VALUE	UNITS	LOW ALARM COUNTS	HIGH/ALARM SENSOR	QUAL
PAR48	ARM-48	HPCI PP TURB*RM	A	26.12	R/hr	N/A	10	GOOD
PAR49	ARM-49	REFUEL FLOOR AREA	A	11.54	R/hr	N/A	10	GOOD
PAR50	ARM-50	CRD NORTH	A	22.54	R/hr	N/A	10	GOOD
PAR51	ARM-51	CRD SOUTH	A	21.88	R/hr	N/A	10	GOOD
PAR52	ARM-52	RWCU RECIRC PP ACC	A	17.18	R/hr	N/A	10	GOOD
PAR53	ARM-53	ACCS TO REM SHUTD	A	20.17	R/hr	N/A	10	GOOD
PAR54	ARM-54	FUEL POOL PP RM	A	15.30	R/hr	N/A	10	GOOD
PAR55	ARM-55	RHR A*C PP ROOM	A	24.17	R/hr	N/A	10	GOOD
PAR56	ARM-56	RHR B*D PP ROOM	A	23.16	R/hr	N/A	10	GOOD
PAR57	ARM-57	RCIC PP*TURB RM	A	16.38	R/hr	N/A	10	GOOD

11/02/2000 10:20 PM

GROUP DISPLAY FOR E_RADMON
E-PLAN PROCESS RAD MONITOR

POINT ID		DESCRIPTION		CURRENT VALUE	UNITS	LOW ALARM COUNTS	HIGH/ALARM SENSOR	QUAL
NAR07	NAR-07	RBCCW RAD		7.87	CPS	N/A	N/A	GOOD
NAR08	NAR-08	SW EFFLUENT RAD		780.40	CPS	N/A	N/A	GOOD
MAR01	MAR-01	CNTM ACC HI RAD A		14.86	R/hr	N/A	N/A	GOOD
MAR02	MAR-02	CNTM ACC HI RAD B		11.87	R/hr	N/A	N/A	GOOD
NAR05	NAR-05	OFFGAS PRETREAT RAD A		26.95	mR/hr	N/A	N/A	GOOD
NAR06	NAR-06	OFFGAS PRETREAT RAD B		40.52	mR/hr	N/A	N/A	GOOD
NAR01	NAR-01	MAIN STEAM LINE RAD A	A	257048.63	mR/hr	N/A	N/A	GOOD
NAR02	NAR-02	MAIN STEAM LINE RAD B	A	249978.69	mR/hr	N/A	N/A	GOOD
NAR03	NAR-03	MAIN STEAM LINE RAD C	A	278664.66	mR/hr	N/A	N/A	GOOD
NAR04	NAR-04	MAIN STEAM LINE RAD D	A	259868.48	mR/hr	N/A	N/A	GOOD

11/02/2000 10:20 PM

GROUP DISPLAY FOR E_CSRAD
E-PLAN CNTRL STR AND RADWASTE

POINT ID		DESCRIPTION		CURRENT VALUE	UNITS	LOW ALARM COUNTS	HIGH/ALARM SENSOR	QUAL
PAR38	ARM-38	RAD CHEM LAB	A	12.23	mR/hr	N/A	4	GOOD
PAR39	ARM-39	MAIN CONTROL ROOM		0.20	mR/hr	N/A	4	GOOD
PAR37	ARM-37	STBY GAS TREAT RM	A	100.00	mR/hr	N/A	4	GOOD
PAR34	ARM-34	RW STOR/EQUIP AR		0.20	mR/hr	N/A	15	GOOD
PAR33	ARM-33	RAD WASTE CTRL RM		0.40	mR/hr	N/A	15	GOOD

11/02/2000 10:25 PM

GROUP DISPLAY FOR E_ARMHI
E-PLAN HI RANGE ARM READINGS

POINT ID		DESCRIPTION		CURRENT VALUE	UNITS	LOW ALARM COUNTS	HIGH/ALARM SENSOR	QUAL
PAR48	ARM-48	HPCI PP TURB*RM	A	26.25	R/hr	N/A	10	GOOD
PAR49	ARM-49	REFUEL FLOOR AREA	A	11.58	R/hr	N/A	10	GOOD
PAR50	ARM-50	CRD NORTH	A	22.64	R/hr	N/A	10	GOOD
PAR51	ARM-51	CRD SOUTH	A	21.97	R/hr	N/A	10	GOOD
PAR52	ARM-52	RWCU RECIRC PP ACC	A	17.25	R/hr	N/A	10	GOOD
PAR53	ARM-53	ACCS TO REM SHUTD	A	20.26	R/hr	N/A	10	GOOD
PAR54	ARM-54	FUEL POOL PP RM	A	15.37	R/hr	N/A	10	GOOD
PAR55	ARM-55	RHR A*C PP ROOM	A	24.38	R/hr	N/A	10	GOOD
PAR56	ARM-56	RHR B*D PP ROOM	A	23.32	R/hr	N/A	10	GOOD
PAR57	ARM-57	RCIC PP*TURB RM	A	16.44	R/hr	N/A	10	GOOD

11/02/2000 10:25 PM

GROUP DISPLAY FOR E_RADMON
E-PLAN PROCESS RAD MONITOR

POINT ID		DESCRIPTION		CURRENT VALUE	UNITS	LOW ALARM COUNTS	HIGH/ALARM SENSOR	QUAL
NAR07	NAR-07	RBCCW RAD		7.88	CPS	N/A	N/A	GOOD
NAR08	NAR-08	SW EFFLUENT RAD		780.32	CPS	N/A	N/A	GOOD
MAR01	MAR-01	CNTM ACC HI RAD A		14.66	R/hr	N/A	N/A	GOOD
MAR02	MAR-02	CNTM ACC HI RAD B		11.68	R/hr	N/A	N/A	GOOD
NAR05	NAR-05	OFFGAS PRETREAT RAD A		26.68	mR/hr	N/A	N/A	GOOD
NAR06	NAR-06	OFFGAS PRETREAT RAD B		41.25	mR/hr	N/A	N/A	GOOD
NAR01	NAR-01	MAIN STEAM LINE RAD A	A	254406.13	mR/hr	N/A	N/A	GOOD
NAR02	NAR-02	MAIN STEAM LINE RAD B	A	247419.45	mR/hr	N/A	N/A	GOOD
NAR03	NAR-03	MAIN STEAM LINE RAD C	A	275798.64	mR/hr	N/A	N/A	GOOD
NAR04	NAR-04	MAIN STEAM LINE RAD D	A	257194.91	mR/hr	N/A	N/A	GOOD

11/02/2000 10:25 PM

GROUP DISPLAY FOR E_CSRAD
E-PLAN CNTRL STR AND RADWASTE

POINT ID		DESCRIPTION		CURRENT VALUE	UNITS	LOW ALARM COUNTS	HIGH/ALARM SENSOR	QUAL
PAR38	ARM-38	RAD CHEM LAB	A	12.28	mR/hr	N/A	4	GOOD
PAR39	ARM-39	MAIN CONTROL ROOM		0.21	mR/hr	N/A	4	GOOD
PAR37	ARM-37	STBY GAS TREAT RM	A	100.00	mR/hr	N/A	4	GOOD
PAR34	ARM-34	RW STOR/EQUIP AR		0.20	mR/hr	N/A	15	GOOD
PAR33	ARM-33	RAD WASTE CTRL RM		0.41	mR/hr	N/A	15	GOOD

11/02/2000 10:30 PM

GROUP DISPLAY FOR E_ARMHI
E-PLAN HI RANGE ARM READINGS

POINT ID		DESCRIPTION		CURRENT VALUE	UNITS	LOW ALARM COUNTS	HIGH/ALARM SENSOR	QUAL
PAR48	ARM-48	HPCI PP TURB*RM	A	26.37	R/hr	N/A	10	GOOD
PAR49	ARM-49	REFUEL FLOOR AREA	A	11.62	R/hr	N/A	10	GOOD
PAR50	ARM-50	CRD NORTH	A	22.72	R/hr	N/A	10	GOOD
PAR51	ARM-51	CRD SOUTH	A	22.05	R/hr	N/A	10	GOOD
PAR52	ARM-52	RWCU RECIRC PP ACC	A	17.31	R/hr	N/A	10	GOOD
PAR53	ARM-53	ACCS TO REM SHUTD	A	20.33	R/hr	N/A	10	GOOD
PAR54	ARM-54	FUEL POOL PP RM	A	15.42	R/hr	N/A	10	GOOD
PAR55	ARM-55	RHR A*C PP ROOM	A	24.52	R/hr	N/A	10	GOOD
PAR56	ARM-56	RHR B*D PP ROOM	A	23.46	R/hr	N/A	10	GOOD
PAR57	ARM-57	RCIC PP*TURB RM	A	16.51	R/hr	N/A	10	GOOD

11/02/2000 10:30 PM

GROUP DISPLAY FOR E_RADMON
E-PLAN PROCESS RAD MONITOR

POINT ID		DESCRIPTION		CURRENT VALUE	UNITS	LOW ALARM COUNTS	HIGH/ALARM SENSOR	QUAL
NAR07	NAR-07	RBCCW RAD		7.84	CPS	N/A	N/A	GOOD
NAR08	NAR-08	SW EFFLUENT RAD		773.87	CPS	N/A	N/A	GOOD
MAR01	MAR-01	CNTM ACC HI RAD A		14.53	R/hr	N/A	N/A	GOOD
MAR02	MAR-02	CNTM ACC HI RAD B		11.58	R/hr	N/A	N/A	GOOD
NAR05	NAR-05	OFFGAS PRETREAT RAD A		26.74	mR/hr	N/A	N/A	GOOD
NAR06	NAR-06	OFFGAS PRETREAT RAD B		41.25	mR/hr	N/A	N/A	GOOD
NAR01	NAR-01	MAIN STEAM LINE RAD A	A	251820.28	mR/hr	N/A	N/A	GOOD
NAR02	NAR-02	MAIN STEAM LINE RAD B	A	244910.36	mR/hr	N/A	N/A	GOOD
NAR03	NAR-03	MAIN STEAM LINE RAD C	A	273012.26	mR/hr	N/A	N/A	GOOD
NAR04	NAR-04	MAIN STEAM LINE RAD D	A	254593.98	mR/hr	N/A	N/A	GOOD

11/02/2000 10:30 PM

GROUP DISPLAY FOR E_CSRAD
E-PLAN CNTRL STR AND RADWASTE

POINT ID		DESCRIPTION		CURRENT VALUE	UNITS	LOW ALARM COUNTS	HIGH/ALARM SENSOR	QUAL
PAR38	ARM-38	RAD CHEM LAB	A	12.32	mR/hr	N/A	4	GOOD
PAR39	ARM-39	MAIN CONTROL ROOM		0.20	mR/hr	N/A	4	GOOD
PAR37	ARM-37	STBY GAS TREAT RM	A	100.00	mR/hr	N/A	4	GOOD
PAR34	ARM-34	RW STOR/EQUIP AR		0.21	mR/hr	N/A	15	GOOD
PAR33	ARM-33	RAD WASTE CTRL RM		0.40	mR/hr	N/A	15	GOOD

11/02/2000 10:35 PM

GROUP DISPLAY FOR E_ARMHI
E-PLAN HI RANGE ARM READINGS

POINT ID		DESCRIPTION		CURRENT VALUE	UNITS	LOW ALARM COUNTS	HIGH/ALARM SENSOR	QUAL
PAR48	ARM-48	HPCI PP TURB*RM	A	26.47	R/hr	N/A	10	GOOD
PAR49	ARM-49	REFUEL FLOOR AREA	A	11.65	R/hr	N/A	10	GOOD
PAR50	ARM-50	CRD NORTH	A	22.77	R/hr	N/A	10	GOOD
PAR51	ARM-51	CRD SOUTH	A	22.11	R/hr	N/A	10	GOOD
PAR52	ARM-52	RWCU RECIRC PP ACC	A	17.36	R/hr	N/A	10	GOOD
PAR53	ARM-53	ACCS TO REM SHUTD	A	20.38	R/hr	N/A	10	GOOD
PAR54	ARM-54	FUEL POOL PP RM	A	15.46	R/hr	N/A	10	GOOD
PAR55	ARM-55	RHR A*C PP ROOM	A	24.68	R/hr	N/A	10	GOOD
PAR56	ARM-56	RHR B*D PP ROOM	A	23.60	R/hr	N/A	10	GOOD
PAR57	ARM-57	RCIC PP*TURB RM	A	16.56	R/hr	N/A	10	GOOD

11/02/2000 10:35 PM

GROUP DISPLAY FOR E_RADMON
E-PLAN PROCESS RAD MONITOR

POINT ID		DESCRIPTION		CURRENT VALUE	UNITS	LOW ALARM COUNTS	HIGH/ALARM SENSOR	QUAL
NAR07	NAR-07	RBCCW RAD		7.87	CPS	N/A	N/A	GOOD
NAR08	NAR-08	SW EFFLUENT RAD		773.44	CPS	N/A	N/A	GOOD
MAR01	MAR-01	CNTM ACC HI RAD A		14.46	R/hr	N/A	N/A	GOOD
MAR02	MAR-02	CNTM ACC HI RAD B		11.44	R/hr	N/A	N/A	GOOD
NAR05	NAR-05	OFFGAS PRETREAT RAD A		26.46	mR/hr	N/A	N/A	GOOD
NAR06	NAR-06	OFFGAS PRETREAT RAD B		41.07	mR/hr	N/A	N/A	GOOD
NAR01	NAR-01	MAIN STEAM LINE RAD A	A	249294.19	mR/hr	N/A	N/A	GOOD
NAR02	NAR-02	MAIN STEAM LINE RAD B	A	242450.93	mR/hr	N/A	N/A	GOOD
NAR03	NAR-03	MAIN STEAM LINE RAD C	A	270275.14	mR/hr	N/A	N/A	GOOD
NAR04	NAR-04	MAIN STEAM LINE RAD D	A	252065.09	mR/hr	N/A	N/A	GOOD

11/02/2000 10:35 PM

GROUP DISPLAY FOR E_CSRAD
E-PLAN CNTRL STR AND RADWASTE

POINT ID		DESCRIPTION		CURRENT VALUE	UNITS	LOW ALARM COUNTS	HIGH/ALARM SENSOR	QUAL
PAR38	ARM-38	RAD CHEM LAB	A	12.35	mR/hr	N/A	4	GOOD
PAR39	ARM-39	MAIN CONTROL ROOM		0.20	mR/hr	N/A	4	GOOD
PAR37	ARM-37	STBY GAS TREAT RM	A	100.00	mR/hr	N/A	4	GOOD
PAR34	ARM-34	RW STOR/EQUIP AR		0.20	mR/hr	N/A	15	GOOD
PAR33	ARM-33	RAD WASTE CTRL RM		0.40	mR/hr	N/A	15	GOOD

11/02/2000 10:40 PM

GROUP DISPLAY FOR E_ARMHI
E-PLAN HI RANGE ARM READINGS

POINT ID		DESCRIPTION		CURRENT VALUE	UNITS	LOW ALARM COUNTS	HIGH/ALARM SENSOR	QUAL
PAR48	ARM-48	HPCI PP TURB*RM	A	26.56	R/hr	N/A	10	GOOD
PAR49	ARM-49	REFUEL FLOOR AREA	A	11.67	R/hr	N/A	10	GOOD
PAR50	ARM-50	CRD NORTH	A	22.81	R/hr	N/A	10	GOOD
PAR51	ARM-51	CRD SOUTH	A	22.14	R/hr	N/A	10	GOOD
PAR52	ARM-52	RWCU RECIRC PP ACC	A	17.39	R/hr	N/A	10	GOOD
PAR53	ARM-53	ACCS TO REM SHUTD	A	20.42	R/hr	N/A	10	GOOD
PAR54	ARM-54	FUEL POOL PP RM	A	15.50	R/hr	N/A	10	GOOD
PAR55	ARM-55	RHR A*C PP ROOM	A	24.83	R/hr	N/A	10	GOOD
PAR56	ARM-56	RHR B*D PP ROOM	A	23.73	R/hr	N/A	10	GOOD
PAR57	ARM-57	RCIC PP*TURB RM	A	16.61	R/hr	N/A	10	GOOD

11/02/2000 10:40 PM

GROUP DISPLAY FOR E_RADMON
E-PLAN PROCESS RAD MONITOR

POINT ID		DESCRIPTION		CURRENT VALUE	UNITS	LOW ALARM COUNTS	HIGH/ALARM SENSOR	QUAL
NAR07	NAR-07	RBCCW RAD		7.84	CPS	N/A	N/A	GOOD
NAR08	NAR-08	SW EFFLUENT RAD		778.34	CPS	N/A	N/A	GOOD
MAR01	MAR-01	CNTM ACC HI RAD A		14.28	R/hr	N/A	N/A	GOOD
MAR02	MAR-02	CNTM ACC HI RAD B		11.30	R/hr	N/A	N/A	GOOD
NAR05	NAR-05	OFFGAS PRETREAT RAD A		26.47	mR/hr	N/A	N/A	GOOD
NAR06	NAR-06	OFFGAS PRETREAT RAD B		40.73	mR/hr	N/A	N/A	GOOD
NAR01	NAR-01	MAIN STEAM LINE RAD A	A	246831.98	mR/hr	N/A	N/A	GOOD
NAR02	NAR-02	MAIN STEAM LINE RAD B	A	240048.30	mR/hr	N/A	N/A	GOOD
NAR03	NAR-03	MAIN STEAM LINE RAD C	A	267594.18	mR/hr	N/A	N/A	GOOD
NAR04	NAR-04	MAIN STEAM LINE RAD D	A	249567.87	mR/hr	N/A	N/A	GOOD

11/02/2000 10:40 PM

GROUP DISPLAY FOR E_CSRAD
E-PLAN CNTRL STR AND RADWASTE

POINT ID		DESCRIPTION		CURRENT VALUE	UNITS	LOW ALARM COUNTS	HIGH/ALARM SENSOR	QUAL
PAR38	ARM-38	RAD CHEM LAB	A	12.37	mR/hr	N/A	4	GOOD
PAR39	ARM-39	MAIN CONTROL ROOM		0.21	mR/hr	N/A	4	GOOD
PAR37	ARM-37	STBY GAS TREAT RM	A	100.00	mR/hr	N/A	4	GOOD
PAR34	ARM-34	RW STOR/EQUIP AR		0.21	mR/hr	N/A	15	GOOD
PAR33	ARM-33	RAD WASTE CTRL RM		0.40	mR/hr	N/A	15	GOOD

11/02/2000 10:45 PM

GROUP DISPLAY FOR E_ARMHI
E-PLAN HI RANGE ARM READINGS

POINT ID		DESCRIPTION		CURRENT VALUE	UNITS	LOW ALARM COUNTS	HIGH/ALARM SENSOR	QUAL
PAR48	ARM-48	HPCI PP TURB*RM	A	26.64	R/hr	N/A	10	GOOD
PAR49	ARM-49	REFUEL FLOOR AREA	A	11.69	R/hr	N/A	10	GOOD
PAR50	ARM-50	CRD NORTH	A	22.85	R/hr	N/A	10	GOOD
PAR51	ARM-51	CRD SOUTH	A	22.17	R/hr	N/A	10	GOOD
PAR52	ARM-52	RWCU RECIRC PP ACC	A	17.41	R/hr	N/A	10	GOOD
PAR53	ARM-53	ACCS TO REM SHUTD	A	20.45	R/hr	N/A	10	GOOD
PAR54	ARM-54	FUEL POOL PP RM	A	15.51	R/hr	N/A	10	GOOD
PAR55	ARM-55	RHR A*C PP ROOM	A	24.98	R/hr	N/A	10	GOOD
PAR56	ARM-56	RHR B*D PP ROOM	A	23.85	R/hr	N/A	10	GOOD
PAR57	ARM-57	RCIC PP*TURB RM	A	16.61	R/hr	N/A	10	GOOD

11/02/2000 10:45 PM

GROUP DISPLAY FOR E_RADMON
E-PLAN PROCESS RAD MONITOR

POINT ID		DESCRIPTION		CURRENT VALUE	UNITS	LOW ALARM COUNTS	HIGH/ALARM SENSOR	QUAL
NAR07	NAR-07	RBCCW RAD		7.84	CPS	N/A	N/A	GOOD
NAR08	NAR-08	SW EFFLUENT RAD		782.21	CPS	N/A	N/A	GOOD
MAR01	MAR-01	CNTM ACC HI RAD A		14.15	R/hr	N/A	N/A	GOOD
MAR02	MAR-02	CNTM ACC HI RAD B		11.24	R/hr	N/A	N/A	GOOD
NAR05	NAR-05	OFFGAS PRETREAT RAD A		26.65	mR/hr	N/A	N/A	GOOD
NAR06	NAR-06	OFFGAS PRETREAT RAD B		41.32	mR/hr	N/A	N/A	GOOD
NAR01	NAR-01	MAIN STEAM LINE RAD A	A	244410.13	mR/hr	N/A	N/A	GOOD
NAR02	NAR-02	MAIN STEAM LINE RAD B	A	237694.11	mR/hr	N/A	N/A	GOOD
NAR03	NAR-03	MAIN STEAM LINE RAD C	A	264993.91	mR/hr	N/A	N/A	GOOD
NAR04	NAR-04	MAIN STEAM LINE RAD D	A	247121.93	mR/hr	N/A	N/A	GOOD

11/02/2000 10:45 PM

GROUP DISPLAY FOR E_CSRAD
E-PLAN CNTRL STR AND RADWASTE

POINT ID		DESCRIPTION		CURRENT VALUE	UNITS	LOW ALARM COUNTS	HIGH/ALARM SENSOR	QUAL
PAR38	ARM-38	RAD CHEM LAB	A	12.38	mR/hr	N/A	4	GOOD
PAR39	ARM-39	MAIN CONTROL ROOM		0.20	mR/hr	N/A	4	GOOD
PAR37	ARM-37	STBY GAS TREAT RM	A	100.00	mR/hr	N/A	4	GOOD
PAR34	ARM-34	RW STOR/EQUIP AR		0.21	mR/hr	N/A	15	GOOD
PAR33	ARM-33	RAD WASTE CTRL RM		0.40	mR/hr	N/A	15	GOOD

11/02/2000 10:50 PM

GROUP DISPLAY FOR E_ARMHI
E-PLAN HI RANGE ARM READINGS

POINT ID		DESCRIPTION		CURRENT VALUE	UNITS	LOW ALARM COUNTS	HIGH/ALARM SENSOR	QUAL
PAR48	ARM-48	HPCI PP TURB*RM	A	26.71	R/hr	N/A	10	GOOD
PAR49	ARM-49	REFUEL FLOOR AREA	A	11.69	R/hr	N/A	10	GOOD
PAR50	ARM-50	CRD NORTH	A	22.86	R/hr	N/A	10	GOOD
PAR51	ARM-51	CRD SOUTH	A	22.19	R/hr	N/A	10	GOOD
PAR52	ARM-52	RWCU RECIRC PP ACC	A	17.43	R/hr	N/A	10	GOOD
PAR53	ARM-53	ACCS TO REM SHUTD	A	20.46	R/hr	N/A	10	GOOD
PAR54	ARM-54	FUEL POOL PP RM	A	15.52	R/hr	N/A	10	GOOD
PAR55	ARM-55	RHR A*C PP ROOM	A	25.08	R/hr	N/A	10	GOOD
PAR56	ARM-56	RHR B*D PP ROOM	A	23.94	R/hr	N/A	10	GOOD
PAR57	ARM-57	RCIC PP*TURB RM	A	16.62	R/hr	N/A	10	GOOD

11/02/2000 10:50 PM

GROUP DISPLAY FOR E_RADMON
E-PLAN PROCESS RAD MONITOR

POINT ID		DESCRIPTION		CURRENT VALUE	UNITS	LOW ALARM COUNTS	HIGH/ALARM SENSOR	QUAL
NAR07	NAR-07	RBCCW RAD		7.80	CPS	N/A	N/A	GOOD
NAR08	NAR-08	SW EFFLUENT RAD		780.50	CPS	N/A	N/A	GOOD
MAR01	MAR-01	CNTM ACC HI RAD A		14.05	R/hr	N/A	N/A	GOOD
MAR02	MAR-02	CNTM ACC HI RAD B		11.06	R/hr	N/A	N/A	GOOD
NAR05	NAR-05	OFFGAS PRETREAT RAD A		26.95	mR/hr	N/A	N/A	GOOD
NAR06	NAR-06	OFFGAS PRETREAT RAD B		40.88	mR/hr	N/A	N/A	GOOD
NAR01	NAR-01	MAIN STEAM LINE RAD A	A	242049.00	mR/hr	N/A	N/A	GOOD
NAR02	NAR-02	MAIN STEAM LINE RAD B	A	235388.70	mR/hr	N/A	N/A	GOOD
NAR03	NAR-03	MAIN STEAM LINE RAD C	A	262419.03	mR/hr	N/A	N/A	GOOD
NAR04	NAR-04	MAIN STEAM LINE RAD D	A	244755.81	mR/hr	N/A	N/A	GOOD

11/02/2000 10:50 PM

GROUP DISPLAY FOR E_CSRAD
E-PLAN CNTRL STR AND RADWASTE

POINT ID		DESCRIPTION		CURRENT VALUE	UNITS	LOW ALARM COUNTS	HIGH/ALARM SENSOR	QUAL
PAR38	ARM-38	RAD CHEM LAB	A	12.39	mR/hr	N/A	4	GOOD
PAR39	ARM-39	MAIN CONTROL ROOM		0.21	mR/hr	N/A	4	GOOD
PAR37	ARM-37	STBY GAS TREAT RM	A	100.00	mR/hr	N/A	4	GOOD
PAR34	ARM-34	RW STOR/EQUIP AR		0.21	mR/hr	N/A	15	GOOD
PAR33	ARM-33	RAD WASTE CTRL RM		0.41	mR/hr	N/A	15	GOOD

11/02/2000 10:55 PM

GROUP DISPLAY FOR E_ARMHI
E-PLAN HI RANGE ARM READINGS

POINT ID		DESCRIPTION		CURRENT VALUE	UNITS	LOW ALARM COUNTS	HIGH/ALARM SENSOR	QUAL
PAR48	ARM-48	HPCI PP TURB*RM	A	26.77	R/hr	N/A	10	GOOD
PAR49	ARM-49	REFUEL FLOOR AREA	A	11.70	R/hr	N/A	10	GOOD
PAR50	ARM-50	CRD NORTH	A	22.87	R/hr	N/A	10	GOOD
PAR51	ARM-51	CRD SOUTH	A	22.19	R/hr	N/A	10	GOOD
PAR52	ARM-52	RWCU RECIRC PP ACC	A	17.43	R/hr	N/A	10	GOOD
PAR53	ARM-53	ACCS TO REM SHUTD	A	20.47	R/hr	N/A	10	GOOD
PAR54	ARM-54	FUEL POOL PP RM	A	15.52	R/hr	N/A	10	GOOD
PAR55	ARM-55	RHR A*C PP ROOM	A	25.18	R/hr	N/A	10	GOOD
PAR56	ARM-56	RHR B*D PP ROOM	A	24.03	R/hr	N/A	10	GOOD
PAR57	ARM-57	RCIC PP*TURB RM	A	16.61	R/hr	N/A	10	GOOD

11/02/2000 10:55 PM

GROUP DISPLAY FOR E_RADMON
E-PLAN PROCESS RAD MONITOR

POINT ID		DESCRIPTION		CURRENT VALUE	UNITS	LOW ALARM COUNTS	HIGH/ALARM SENSOR	QUAL
NAR07	NAR-07	RBCCW RAD		7.89	CPS	N/A	N/A	GOOD
NAR08	NAR-08	SW EFFLUENT RAD		777.28	CPS	N/A	N/A	GOOD
MAR01	MAR-01	CNTM ACC HI RAD A		13.98	R/hr	N/A	N/A	GOOD
MAR02	MAR-02	CNTM ACC HI RAD B		10.95	R/hr	N/A	N/A	GOOD
NAR05	NAR-05	OFFGAS PRETREAT RAD A		26.53	mR/hr	N/A	N/A	GOOD
NAR06	NAR-06	OFFGAS PRETREAT RAD B		40.74	mR/hr	N/A	N/A	GOOD
NAR01	NAR-01	MAIN STEAM LINE RAD A	A	239742.18	mR/hr	N/A	N/A	GOOD
NAR02	NAR-02	MAIN STEAM LINE RAD B	A	233139.50	mR/hr	N/A	N/A	GOOD
NAR03	NAR-03	MAIN STEAM LINE RAD C	A	259917.70	mR/hr	N/A	N/A	GOOD
NAR04	NAR-04	MAIN STEAM LINE RAD D	A	242409.97	mR/hr	N/A	N/A	GOOD

11/02/2000 10:55 PM

GROUP DISPLAY FOR E_CSRAD
E-PLAN CNTRL STR AND RADWASTE

POINT ID		DESCRIPTION		CURRENT VALUE	UNITS	LOW ALARM COUNTS	HIGH/ALARM SENSOR	QUAL
PAR38	ARM-38	RAD CHEM LAB	A	12.39	mR/hr	N/A	4	GOOD
PAR39	ARM-39	MAIN CONTROL ROOM		0.20	mR/hr	N/A	4	GOOD
PAR37	ARM-37	STBY GAS TREAT RM	A	100.00	mR/hr	N/A	4	GOOD
PAR34	ARM-34	RW STOR/EQUIP AR		0.21	mR/hr	N/A	15	GOOD
PAR33	ARM-33	RAD WASTE CTRL RM		0.40	mR/hr	N/A	15	GOOD

11/02/2000 11:00 PM

GROUP DISPLAY FOR E_ARMHI
E-PLAN HI RANGE ARM READINGS

POINT ID		DESCRIPTION		CURRENT VALUE	UNITS	LOW ALARM COUNTS	HIGH/ALARM SENSOR	QUAL
PAR48	ARM-48	HPCI PP TURB*RM	A	26.81	R/hr	N/A	10	GOOD
PAR49	ARM-49	REFUEL FLOOR AREA	A	11.70	R/hr	N/A	10	GOOD
PAR50	ARM-50	CRD NORTH	A	22.86	R/hr	N/A	10	GOOD
PAR51	ARM-51	CRD SOUTH	A	22.19	R/hr	N/A	10	GOOD
PAR52	ARM-52	RWCU RECIRC PP ACC	A	17.43	R/hr	N/A	10	GOOD
PAR53	ARM-53	ACCS TO REM SHUTD	A	20.46	R/hr	N/A	10	GOOD
PAR54	ARM-54	FUEL POOL PP RM	A	15.53	R/hr	N/A	10	GOOD
PAR55	ARM-55	RHR A*C PP ROOM	A	25.27	R/hr	N/A	10	GOOD
PAR56	ARM-56	RHR B*D PP ROOM	A	24.11	R/hr	N/A	10	GOOD
PAR57	ARM-57	RCIC PP*TURB RM	A	16.61	R/hr	N/A	10	GOOD

11/02/2000 11:00 PM

GROUP DISPLAY FOR E_RADMON
E-PLAN PROCESS RAD MONITOR

POINT ID		DESCRIPTION		CURRENT VALUE	UNITS	LOW ALARM COUNTS	HIGH/ALARM SENSOR	QUAL
NAR07	NAR-07	RBCCW RAD		7.90	CPS	N/A	N/A	GOOD
NAR08	NAR-08	SW EFFLUENT RAD		781.76	CPS	N/A	N/A	GOOD
MAR01	MAR-01	CNTM ACC HI RAD A		13.82	R/hr	N/A	N/A	GOOD
MAR02	MAR-02	CNTM ACC HI RAD B		10.88	R/hr	N/A	N/A	GOOD
NAR05	NAR-05	OFFGAS PRETREAT RAD A		26.78	mR/hr	N/A	N/A	GOOD
NAR06	NAR-06	OFFGAS PRETREAT RAD B		40.90	mR/hr	N/A	N/A	GOOD
NAR01	NAR-01	MAIN STEAM LINE RAD A	A	237461.13	mR/hr	N/A	N/A	GOOD
NAR02	NAR-02	MAIN STEAM LINE RAD B	A	230931.70	mR/hr	N/A	N/A	GOOD
NAR03	NAR-03	MAIN STEAM LINE RAD C	A	257454.14	mR/hr	N/A	N/A	GOOD
NAR04	NAR-04	MAIN STEAM LINE RAD D	A	240117.12	mR/hr	N/A	N/A	GOOD

11/02/2000 11:00 PM

GROUP DISPLAY FOR E_CSRAD
E-PLAN CNTRL STR AND RADWASTE

POINT ID		DESCRIPTION		CURRENT VALUE	UNITS	LOW ALARM COUNTS	HIGH/ALARM SENSOR	QUAL
PAR38	ARM-38	RAD CHEM LAB	A	12.38	mR/hr	N/A	4	GOOD
PAR39	ARM-39	MAIN CONTROL ROOM		0.21	mR/hr	N/A	4	GOOD
PAR37	ARM-37	STBY GAS TREAT RM	A	100.00	mR/hr	N/A	4	GOOD
PAR34	ARM-34	RW STOR/EQUIP AR		0.21	mR/hr	N/A	15	GOOD
PAR33	ARM-33	RAD WASTE CTRL RM		0.41	mR/hr	N/A	15	GOOD

11/02/2000 11:05 PM

GROUP DISPLAY FOR E_ARMHI
E-PLAN HI RANGE ARM READINGS

POINT ID		DESCRIPTION		CURRENT VALUE	UNITS	LOW ALARM COUNTS	HIGH/ALARM SENSOR	QUAL
PAR48	ARM-48	HPCI PP TURB*RM	A	26.85	R/hr	N/A	10	GOOD
PAR49	ARM-49	REFUEL FLOOR AREA	A	11.69	R/hr	N/A	10	GOOD
PAR50	ARM-50	CRD NORTH	A	22.84	R/hr	N/A	10	GOOD
PAR51	ARM-51	CRD SOUTH	A	22.17	R/hr	N/A	10	GOOD
PAR52	ARM-52	RWCU RECIRC PP ACC	A	17.42	R/hr	N/A	10	GOOD
PAR53	ARM-53	ACCS TO REM SHUTD	A	20.44	R/hr	N/A	10	GOOD
PAR54	ARM-54	FUEL POOL PP RM	A	15.51	R/hr	N/A	10	GOOD
PAR55	ARM-55	RHR A*C PP ROOM	A	25.34	R/hr	N/A	10	GOOD
PAR56	ARM-56	RHR B*D PP ROOM	A	24.16	R/hr	N/A	10	GOOD
PAR57	ARM-57	RCIC PP*TURB RM	A	16.60	R/hr	N/A	10	GOOD

11/02/2000 11:05 PM

GROUP DISPLAY FOR E_RADMON
E-PLAN PROCESS RAD MONITOR

POINT ID		DESCRIPTION		CURRENT VALUE	UNITS	LOW ALARM COUNTS	HIGH/ALARM SENSOR	QUAL
NAR07	NAR-07	RBCCW RAD		7.81	CPS	N/A	N/A	GOOD
NAR08	NAR-08	SW EFFLUENT RAD		778.26	CPS	N/A	N/A	GOOD
MAR01	MAR-01	CNTM ACC HI RAD A		13.71	R/hr	N/A	N/A	GOOD
MAR02	MAR-02	CNTM ACC HI RAD B		10.77	R/hr	N/A	N/A	GOOD
NAR05	NAR-05	OFFGAS PRETREAT RAD A		26.78	mR/hr	N/A	N/A	GOOD
NAR06	NAR-06	OFFGAS PRETREAT RAD B		41.20	mR/hr	N/A	N/A	GOOD
NAR01	NAR-01	MAIN STEAM LINE RAD A	A	235239.87	mR/hr	N/A	N/A	GOOD
NAR02	NAR-02	MAIN STEAM LINE RAD B	A	228759.48	mR/hr	N/A	N/A	GOOD
NAR03	NAR-03	MAIN STEAM LINE RAD C	A	255052.72	mR/hr	N/A	N/A	GOOD
NAR04	NAR-04	MAIN STEAM LINE RAD D	A	237876.95	mR/hr	N/A	N/A	GOOD

11/02/2000 11:05 PM

GROUP DISPLAY FOR E_CSRAD
E-PLAN CNTRL STR AND RADWASTE

POINT ID		DESCRIPTION		CURRENT VALUE	UNITS	LOW ALARM COUNTS	HIGH/ALARM SENSOR	QUAL
PAR38	ARM-38	RAD CHEM LAB	A	12.37	mR/hr	N/A	4	GOOD
PAR39	ARM-39	MAIN CONTROL ROOM		0.21	mR/hr	N/A	4	GOOD
PAR37	ARM-37	STBY GAS TREAT RM	A	100.00	mR/hr	N/A	4	GOOD
PAR34	ARM-34	RW STOR/EQUIP AR		0.21	mR/hr	N/A	15	GOOD
PAR33	ARM-33	RAD WASTE CTRL RM		0.40	mR/hr	N/A	15	GOOD

11/02/2000 11:10 PM

GROUP DISPLAY FOR E_ARMHI
E-PLAN HI RANGE ARM READINGS

POINT ID		DESCRIPTION		CURRENT VALUE	UNITS	LOW ALARM COUNTS	HIGH/ALARM SENSOR	QUAL
PAR48	ARM-48	HPCI PP TURB*RM	A	26.88	R/hr	N/A	10	GOOD
PAR49	ARM-49	REFUEL FLOOR AREA	A	11.68	R/hr	N/A	10	GOOD
PAR50	ARM-50	CRD NORTH	A	22.82	R/hr	N/A	10	GOOD
PAR51	ARM-51	CRD SOUTH	A	22.15	R/hr	N/A	10	GOOD
PAR52	ARM-52	RWCU RECIRC PP ACC	A	17.39	R/hr	N/A	10	GOOD
PAR53	ARM-53	ACCS TO REM SHUTD	A	20.42	R/hr	N/A	10	GOOD
PAR54	ARM-54	FUEL POOL PP RM	A	15.50	R/hr	N/A	10	GOOD
PAR55	ARM-55	RHR A*C PP ROOM	A	25.41	R/hr	N/A	10	GOOD
PAR56	ARM-56	RHR B*D PP ROOM	A	24.19	R/hr	N/A	10	GOOD
PAR57	ARM-57	RCIC PP*TURB RM	A	16.57	R/hr	N/A	10	GOOD

11/02/2000 11:10 PM

GROUP DISPLAY FOR E_RADMON
E-PLAN PROCESS RAD MONITOR

POINT ID		DESCRIPTION		CURRENT VALUE	UNITS	LOW ALARM COUNTS	HIGH/ALARM SENSOR	QUAL
NAR07	NAR-07	RBCCW RAD		7.83	CPS	N/A	N/A	GOOD
NAR08	NAR-08	SW EFFLUENT RAD		776.18	CPS	N/A	N/A	GOOD
MAR01	MAR-01	CNTM ACC HI RAD A		13.62	R/hr	N/A	N/A	GOOD
MAR02	MAR-02	CNTM ACC HI RAD B		10.62	R/hr	N/A	N/A	GOOD
NAR05	NAR-05	OFFGAS PRETREAT RAD A		26.94	mR/hr	N/A	N/A	GOOD
NAR06	NAR-06	OFFGAS PRETREAT RAD B		41.04	mR/hr	N/A	N/A	GOOD
NAR01	NAR-01	MAIN STEAM LINE RAD A	A	233063.76	mR/hr	N/A	N/A	GOOD
NAR02	NAR-02	MAIN STEAM LINE RAD B	A	226633.16	mR/hr	N/A	N/A	GOOD
NAR03	NAR-03	MAIN STEAM LINE RAD C	A	252693.04	mR/hr	N/A	N/A	GOOD
NAR04	NAR-04	MAIN STEAM LINE RAD D	A	235689.24	mR/hr	N/A	N/A	GOOD

11/02/2000 11:10 PM

GROUP DISPLAY FOR E_CSRAD
E-PLAN CNTRL STR AND RADWASTE

POINT ID		DESCRIPTION		CURRENT VALUE	UNITS	LOW ALARM COUNTS	HIGH/ALARM SENSOR	QUAL
PAR38	ARM-38	RAD CHEM LAB	A	12.36	mR/hr	N/A	4	GOOD
PAR39	ARM-39	MAIN CONTROL ROOM		0.21	mR/hr	N/A	4	GOOD
PAR37	ARM-37	STBY GAS TREAT RM	A	100.00	mR/hr	N/A	4	GOOD
PAR34	ARM-34	RW STOR/EQUIP AR		0.21	mR/hr	N/A	15	GOOD
PAR33	ARM-33	RAD WASTE CTRL RM		0.40	mR/hr	N/A	15	GOOD

11/02/2000 11:15 PM

GROUP DISPLAY FOR E_ARMHI
E-PLAN HI RANGE ARM READINGS

POINT ID		DESCRIPTION		CURRENT VALUE	UNITS	LOW ALARM COUNTS	HIGH/ALARM SENSOR	QUAL
PAR48	ARM-48	HPCI PP TURB*RM	A	26.91	R/hr	N/A	10	GOOD
PAR49	ARM-49	REFUEL FLOOR AREA	A	11.66	R/hr	N/A	10	GOOD
PAR50	ARM-50	CRD NORTH	A	22.79	R/hr	N/A	10	GOOD
PAR51	ARM-51	CRD SOUTH	A	22.12	R/hr	N/A	10	GOOD
PAR52	ARM-52	RWCU RECIRC PP ACC	A	17.38	R/hr	N/A	10	GOOD
PAR53	ARM-53	ACCS TO REM SHUTD	A	20.40	R/hr	N/A	10	GOOD
PAR54	ARM-54	FUEL POOL PP RM	A	15.47	R/hr	N/A	10	GOOD
PAR55	ARM-55	RHR A*C PP ROOM	A	25.48	R/hr	N/A	10	GOOD
PAR56	ARM-56	RHR B*D PP ROOM	A	24.26	R/hr	N/A	10	GOOD
PAR57	ARM-57	RCIC PP*TURB RM	A	16.56	R/hr	N/A	10	GOOD

11/02/2000 11:15 PM

GROUP DISPLAY FOR E_RADMON
E-PLAN PROCESS RAD MONITOR

POINT ID		DESCRIPTION		CURRENT VALUE	UNITS	LOW ALARM COUNTS	HIGH/ALARM SENSOR	QUAL
NAR07	NAR-07	RBCCW RAD		7.85	CPS	N/A	N/A	GOOD
NAR08	NAR-08	SW EFFLUENT RAD		777.57	CPS	N/A	N/A	GOOD
MAR01	MAR-01	CNTM ACC HI RAD A		13.53	R/hr	N/A	N/A	GOOD
MAR02	MAR-02	CNTM ACC HI RAD B		10.56	R/hr	N/A	N/A	GOOD
NAR05	NAR-05	OFFGAS PRETREAT RAD A		26.80	mR/hr	N/A	N/A	GOOD
NAR06	NAR-06	OFFGAS PRETREAT RAD B		40.72	mR/hr	N/A	N/A	GOOD
NAR01	NAR-01	MAIN STEAM LINE RAD A	A	230927.14	mR/hr	N/A	N/A	GOOD
NAR02	NAR-02	MAIN STEAM LINE RAD B	A	224560.85	mR/hr	N/A	N/A	GOOD
NAR03	NAR-03	MAIN STEAM LINE RAD C	A	250385.40	mR/hr	N/A	N/A	GOOD
NAR04	NAR-04	MAIN STEAM LINE RAD D	A	233531.43	mR/hr	N/A	N/A	GOOD

11/02/2000 11:15 PM

GROUP DISPLAY FOR E_CSRAD
E-PLAN CNTRL STR AND RADWASTE

POINT ID		DESCRIPTION		CURRENT VALUE	UNITS	LOW ALARM COUNTS	HIGH/ALARM SENSOR	QUAL
PAR38	ARM-38	RAD CHEM LAB	A	12.34	mR/hr	N/A	4	GOOD
PAR39	ARM-39	MAIN CONTROL ROOM		0.21	mR/hr	N/A	4	GOOD
PAR37	ARM-37	STBY GAS TREAT RM	A	100.00	mR/hr	N/A	4	GOOD
PAR34	ARM-34	RW STOR/EQUIP AR		0.20	mR/hr	N/A	15	GOOD
PAR33	ARM-33	RAD WASTE CTRL RM		0.40	mR/hr	N/A	15	GOOD

11/02/2000 03:15 PM

GROUP DISPLAY FOR E_RXBRAD
E-PLAN RX BLDG AREA RAD MONITORS

POINT ID		DESCRIPTION	CURRENT VALUE	UNITS	LOW ALARM COUNTS	HIGH/ALARM SENSOR	QUAL
PAR04	ARM-04	RB/RW SUMP AREA	1.8	mR/hr	N/A	15.0	GOOD
PAR25	ARM-25	RHR A*C PMP RM	12.4	mR/hr	N/A	50.0	GOOD
PAR01	ARM-01	RHR B*D PP ROOM	9.9	mR/hr	N/A	50.0	GOOD
PAR02	ARM-02	RCIC PP*TURB RM	0.2	mR/hr	N/A	4.00	GOOD
PAR03	ARM-03	HPCI RM	1.7	mR/hr	N/A	4.00	GOOD
PAR36	ARM-36	RB RAILROAD ACC	0.12	mR/hr	N/A	4.00	GOOD
PAR16	ARM-16	REMOTE S/D RM ACC	0.12	mR/hr	N/A	2.50	GOOD
PAR06	ARM-06	CRD SOUTH	1.0	mR/hr	N/A	15.0	GOOD
PAR09	ARM-09	CRD REPAIR ROOM	0.7	mR/hr	N/A	25.0	GOOD
PAR05	ARM-05	CRD NORTH	0.4	mR/hr	N/A	15.0	GOOD
PAR41	ARM-41	TIP CHAMBER SHLD	0.4	R/hr	N/A	300.0	GOOD
PAR26	ARM-26	TIP DRIVE MECH	0.5	mR/hr	N/A	15.0	GOOD
PAR10	ARM-10	FUEL POOL PP AREA	1.1	mR/hr	N/A	15.0	GOOD
PAR08	ARM-08	RWCU RECIR PP AREA	4.01	mR/hr	N/A	5.00	GOOD
PAR13	ARM-13	NEW FUEL CRIT MON	0.25	mR/hr	N/A	15.00	GOOD
PAR11	ARM-11	RX BLDG SAMPLE SET	1.10	mR/hr	N/A	15.00	GOOD
PAR12	ARM-12	RECIRC FAN RM	0.08	mR/hr	N/A	15.00	GOOD
PAR14	ARM-14	SPNT FUEL CRIT MON	1.3	mR/hr	N/A	15.0	GOOD
PAR15	ARM-15	RFUEL FLR-SOUTH	0.17	mR/hr	N/A	4.0	GOOD
PAR42	ARM-42	RFUEL FLR-WEST	0.41	mR/hr	N/A	4.00	GOOD

11/02/2000 03:15 PM

GROUP DISPLAY FOR E_TRBRAD
TURB BLDG AREA RAD MON E-PLAN

POINT ID		DESCRIPTION	CURRENT VALUE	UNITS	LOW ALARM COUNTS	HIGH/ALARM SENSOR	QUAL
PAR17	ARM-17	COND PUMP AREA	1.20	mR/hr	N/A	50	GOOD
PAR07	ARM-07	OFFGAS BYP AREA	4.1	mR/hr	N/A	200	GOOD
PAR18	ARM-18	RFP AT RB ACCESS	0.91	mR/hr	N/A	15	GOOD
PAR40	ARM-40	S&A ACC TB 676	0.10	mR/hr	N/A	5	GOOD
PAR19	ARM-19	SJAE ROOM	261.1	mR/hr	N/A	900	GOOD
PAR20	ARM-20	FW HTRS AT 2C101	0.4	mR/hr	N/A	100	GOOD
PAR21	ARM-21	RECR MG SET AREA	1.6	mR/hr	N/A	15	GOOD
PAR24	ARM-24	TURBINE FRON END	0.50	mR/hr	N/A	5	GOOD
PAR22	ARM-22	GEN BAY AREA	0.81	mR/hr	N/A	5	GOOD
PAR23	ARM-23	TB HVAC EQUIP ROOM	0.30	mR/hr	N/A	5	GOOD

11/02/2000 03:20 PM

GROUP DISPLAY FOR E_RXBRAD
E-PLAN RX BLDG AREA RAD MONITORS

POINT ID		DESCRIPTION	CURRENT VALUE	UNITS	LOW ALARM COUNTS	HIGH/ALARM SENSOR	QUAL
PAR04	ARM-04	RB/RW SUMP AREA	1.9	mR/hr	N/A	15.0	GOOD
PAR25	ARM-25	RHR A*C PMP RM	12.8	mR/hr	N/A	50.0	GOOD
PAR01	ARM-01	RHR B*D PP ROOM	9.7	mR/hr	N/A	50.0	GOOD
PAR02	ARM-02	RCIC PP*TURB RM	0.2	mR/hr	N/A	4.00	GOOD
PAR03	ARM-03	HPCI RM	1.7	mR/hr	N/A	4.00	GOOD
PAR36	ARM-36	RB RAILROAD ACC	0.1	mR/hr	N/A	4.00	GOOD
PAR16	ARM-16	REMOTE S/D RM ACC	0.1	mR/hr	N/A	2.50	GOOD
PAR06	ARM-06	CRD SOUTH	1.1	mR/hr	N/A	15.0	GOOD
PAR09	ARM-09	CRD REPAIR ROOM	0.7	mR/hr	N/A	25.0	GOOD
PAR05	ARM-05	CRD NORTH	0.4	mR/hr	N/A	15.0	GOOD
PAR41	ARM-41	TIP CHAMBER SHLD	0.4	R/hr	N/A	300.0	GOOD
PAR26	ARM-26	TIP DRIVE MECH	0.5	mR/hr	N/A	15.0	GOOD
PAR10	ARM-10	FUEL POOL PP AREA	1.0	mR/hr	N/A	15.0	GOOD
PAR08	ARM-08	RWCU RECIR PP AREA	4.0	mR/hr	N/A	5.00	GOOD
PAR13	ARM-13	NEW FUEL CRIT MON	0.3	mR/hr	N/A	15.00	GOOD
PAR11	ARM-11	RX BLDG SAMPLE SET	1.1	mR/hr	N/A	15.00	GOOD
PAR12	ARM-12	RECIRC FAN RM	0.1	mR/hr	N/A	15.00	GOOD
PAR14	ARM-14	SPNT FUEL CRIT MON	1.3	mR/hr	N/A	15.0	GOOD
PAR15	ARM-15	RFUEL FLR-SOUTH	0.2	mR/hr	N/A	4.0	GOOD
PAR42	ARM-42	RFUEL FLR-WEST	0.4	mR/hr	N/A	4.00	GOOD

11/02/2000 03:20 PM

GROUP DISPLAY FOR E_TRBRAD
TURB BLDG AREA RAD MON E-PLAN

POINT ID		DESCRIPTION	CURRENT VALUE	UNITS	LOW ALARM COUNTS	HIGH/ALARM SENSOR	QUAL
PAR17	ARM-17	COND PUMP AREA	1.2	mR/hr	N/A	50	GOOD
PAR07	ARM-07	OFFGAS BYP AREA	4.1	mR/hr	N/A	200	GOOD
PAR18	ARM-18	RFP AT RB ACCESS	0.9	mR/hr	N/A	15	GOOD
PAR40	ARM-40	S&A ACC TB 676	0.1	mR/hr	N/A	5	GOOD
PAR19	ARM-19	SJAE ROOM	264.2	mR/hr	N/A	900	GOOD
PAR20	ARM-20	FW HTRS AT 2C101	0.4	mR/hr	N/A	100	GOOD
PAR21	ARM-21	RECR MG SET AREA	1.6	mR/hr	N/A	15	GOOD
PAR24	ARM-24	TURBINE FRON END	0.5	mR/hr	N/A	5	GOOD
PAR22	ARM-22	GEN BAY AREA	0.8	mR/hr	N/A	5	GOOD
PAR23	ARM-23	TB HVAC EQUIP ROOM	0.3	mR/hr	N/A	5	GOOD

11/02/2000 03:25 PM

GROUP DISPLAY FOR E_RXBRAD
E-PLAN RX BLDG AREA RAD MONITORS

POINT ID		DESCRIPTION	CURRENT VALUE	UNITS	LOW ALARM COUNTS	HIGH/ALARM SENSOR	QUAL
PAR04	ARM-04	RB/RW SUMP AREA	1.8	mR/hr	N/A	15.0	GOOD
PAR25	ARM-25	RHR A*C PMP RM	12.4	mR/hr	N/A	50.0	GOOD
PAR01	ARM-01	RHR B*D PP ROOM	9.4	mR/hr	N/A	50.0	GOOD
PAR02	ARM-02	RCIC PP*TURB RM	0.2	mR/hr	N/A	4.00	GOOD
PAR03	ARM-03	HPCI RM	1.7	mR/hr	N/A	4.00	GOOD
PAR36	ARM-36	RB RAILROAD ACC	0.1	mR/hr	N/A	4.00	GOOD
PAR16	ARM-16	REMOTE S/D RM ACC	0.1	mR/hr	N/A	2.50	GOOD
PAR06	ARM-06	CRD SOUTH	1.0	mR/hr	N/A	15.0	GOOD
PAR09	ARM-09	CRD REPAIR ROOM	0.7	mR/hr	N/A	25.0	GOOD
PAR05	ARM-05	CRD NORTH	0.4	mR/hr	N/A	15.0	GOOD
PAR41	ARM-41	TIP CHAMBER SHLD	0.4	R/hr	N/A	300.0	GOOD
PAR26	ARM-26	TIP DRIVE MECH	0.5	mR/hr	N/A	15.0	GOOD
PAR10	ARM-10	FUEL POOL PP AREA	1.0	mR/hr	N/A	15.0	GOOD
PAR08	ARM-08	RWCU RECIR PP AREA	4.0	mR/hr	N/A	5.00	GOOD
PAR13	ARM-13	NEW FUEL CRIT MON	0.3	mR/hr	N/A	15.00	GOOD
PAR11	ARM-11	RX BLDG SAMPLE SET	1.1	mR/hr	N/A	15.00	GOOD
PAR12	ARM-12	RECIRC FAN RM	0.1	mR/hr	N/A	15.00	GOOD
PAR14	ARM-14	SPNT FUEL CRIT MON	1.2	mR/hr	N/A	15.0	GOOD
PAR15	ARM-15	RFUEL FLR-SOUTH	0.2	mR/hr	N/A	4.0	GOOD
PAR42	ARM-42	RFUEL FLR-WEST	0.4	mR/hr	N/A	4.00	GOOD

11/02/2000 03:25 PM

GROUP DISPLAY FOR E_TRBRAD
TURB BLDG AREA RAD MON E-PLAN

POINT ID		DESCRIPTION	CURRENT VALUE	UNITS	LOW ALARM COUNTS	HIGH/ALARM SENSOR	QUAL
PAR17	ARM-17	COND PUMP AREA	1.2	mR/hr	N/A	50	GOOD
PAR07	ARM-07	OFFGAS BYP AREA	4.1	mR/hr	N/A	200	GOOD
PAR18	ARM-18	RFP AT RB ACCESS	0.9	mR/hr	N/A	15	GOOD
PAR40	ARM-40	S&A ACC TB 676	0.1	mR/hr	N/A	5	GOOD
PAR19	ARM-19	SJAE ROOM	264.6	mR/hr	N/A	900	GOOD
PAR20	ARM-20	FW HTRS AT 2C101	0.4	mR/hr	N/A	100	GOOD
PAR21	ARM-21	RECR MG SET AREA	1.6	mR/hr	N/A	15	GOOD
PAR24	ARM-24	TURBINE FRON END	0.5	mR/hr	N/A	5	GOOD
PAR22	ARM-22	GEN BAY AREA	0.8	mR/hr	N/A	5	GOOD
PAR23	ARM-23	TB HVAC EQUIP ROOM	0.3	mR/hr	N/A	5	GOOD

11/02/2000 03:30 PM

GROUP DISPLAY FOR E_RXBRAD
E-PLAN RX BLDG AREA RAD MONITORS

POINT ID		DESCRIPTION	CURRENT VALUE	UNITS	LOW ALARM COUNTS	HIGH/ALARM SENSOR	QUAL
PAR04	ARM-04	RB/RW SUMP AREA	1.8	mR/hr	N/A	15.0	GOOD
PAR25	ARM-25	RHR A*C PMP RM	13.2	mR/hr	N/A	50.0	GOOD
PAR01	ARM-01	RHR B*D PP ROOM	9.8	mR/hr	N/A	50.0	GOOD
PAR02	ARM-02	RCIC PP*TURB RM	0.2	mR/hr	N/A	4.00	GOOD
PAR03	ARM-03	HPCI RM	1.7	mR/hr	N/A	4.00	GOOD
PAR36	ARM-36	RB RAILROAD ACC	0.1	mR/hr	N/A	4.00	GOOD
PAR16	ARM-16	REMOTE S/D RM ACC	0.1	mR/hr	N/A	2.50	GOOD
PAR06	ARM-06	CRD SOUTH	1.1	mR/hr	N/A	15.0	GOOD
PAR09	ARM-09	CRD REPAIR ROOM	0.7	mR/hr	N/A	25.0	GOOD
PAR05	ARM-05	CRD NORTH	0.4	mR/hr	N/A	15.0	GOOD
PAR41	ARM-41	TIP CHAMBER SHLD	0.4	R/hr	N/A	300.0	GOOD
PAR26	ARM-26	TIP DRIVE MECH	0.5	mR/hr	N/A	15.0	GOOD
PAR10	ARM-10	FUEL POOL PP AREA	1.0	mR/hr	N/A	15.0	GOOD
PAR08	ARM-08	RWCU RECIR PP AREA	4.0	mR/hr	N/A	5.00	GOOD
PAR13	ARM-13	NEW FUEL CRIT MON	0.3	mR/hr	N/A	15.00	GOOD
PAR11	ARM-11	RX BLDG SAMPLE SET	1.1	mR/hr	N/A	15.00	GOOD
PAR12	ARM-12	RECIRC FAN RM	0.1	mR/hr	N/A	15.00	GOOD
PAR14	ARM-14	SPNT FUEL CRIT MON	1.3	mR/hr	N/A	15.0	GOOD
PAR15	ARM-15	RFUEL FLR-SOUTH	0.2	mR/hr	N/A	4.0	GOOD
PAR42	ARM-42	RFUEL FLR-WEST	0.4	mR/hr	N/A	4.00	GOOD

11/02/2000 03:30 PM

GROUP DISPLAY FOR E_TRBRAD
TURB BLDG AREA RAD MON E-PLAN

POINT ID		DESCRIPTION	CURRENT VALUE	UNITS	LOW ALARM COUNTS	HIGH/ALARM SENSOR	QUAL
PAR17	ARM-17	COND PUMP AREA	1.2	mR/hr	N/A	50	GOOD
PAR07	ARM-07	OFFGAS BYP AREA	4.0	mR/hr	N/A	200	GOOD
PAR18	ARM-18	RFP AT RB ACCESS	0.9	mR/hr	N/A	15	GOOD
PAR40	ARM-40	S&A ACC TB 676	0.1	mR/hr	N/A	5	GOOD
PAR19	ARM-19	SJAE ROOM	269.2	mR/hr	N/A	900	GOOD
PAR20	ARM-20	FW HTRS AT 2C101	0.4	mR/hr	N/A	100	GOOD
PAR21	ARM-21	RECR MG SET AREA	1.6	mR/hr	N/A	15	GOOD
PAR24	ARM-24	TURBINE FRON END	0.5	mR/hr	N/A	5	GOOD
PAR22	ARM-22	GEN BAY AREA	0.8	mR/hr	N/A	5	GOOD
PAR23	ARM-23	TB HVAC EQUIP ROOM	0.3	mR/hr	N/A	5	GOOD

11/02/2000 03:35 PM

GROUP DISPLAY FOR E_RXBRAD
E-PLAN RX BLDG AREA RAD MONITORS

POINT ID		DESCRIPTION	CURRENT VALUE	UNITS	LOW ALARM COUNTS	HIGH/ALARM SENSOR	QUAL
PAR04	ARM-04	RB/RW SUMP AREA	1.9	mR/hr	N/A	15.0	GOOD
PAR25	ARM-25	RHR A*C PMP RM	12.3	mR/hr	N/A	50.0	GOOD
PAR01	ARM-01	RHR B*D PP ROOM	9.6	mR/hr	N/A	50.0	GOOD
PAR02	ARM-02	RCIC PP*TURB RM	0.2	mR/hr	N/A	4.00	GOOD
PAR03	ARM-03	HPCI RM	1.7	mR/hr	N/A	4.00	GOOD
PAR36	ARM-36	RB RAILROAD ACC	0.1	mR/hr	N/A	4.00	GOOD
PAR16	ARM-16	REMOTE S/D RM ACC	0.1	mR/hr	N/A	2.50	GOOD
PAR06	ARM-06	CRD SOUTH	1.1	mR/hr	N/A	15.0	GOOD
PAR09	ARM-09	CRD REPAIR ROOM	0.7	mR/hr	N/A	25.0	GOOD
PAR05	ARM-05	CRD NORTH	0.4	mR/hr	N/A	15.0	GOOD
PAR41	ARM-41	TIP CHAMBER SHLD	0.4	R/hr	N/A	300.0	GOOD
PAR26	ARM-26	TIP DRIVE MECH	0.5	mR/hr	N/A	15.0	GOOD
PAR10	ARM-10	FUEL POOL PP AREA	1.0	mR/hr	N/A	15.0	GOOD
PAR08	ARM-08	RWCU RECIR PP AREA	4.0	mR/hr	N/A	5.00	GOOD
PAR13	ARM-13	NEW FUEL CRIT MON	0.3	mR/hr	N/A	15.00	GOOD
PAR11	ARM-11	RX BLDG SAMPLE SET	1.1	mR/hr	N/A	15.00	GOOD
PAR12	ARM-12	RECIRC FAN RM	0.1	mR/hr	N/A	15.00	GOOD
PAR14	ARM-14	SPNT FUEL CRIT MON	1.2	mR/hr	N/A	15.0	GOOD
PAR15	ARM-15	RFUEL FLR-SOUTH	0.2	mR/hr	N/A	4.0	GOOD
PAR42	ARM-42	RFUEL FLR-WEST	0.4	mR/hr	N/A	4.00	GOOD

11/02/2000 03:35 PM

GROUP DISPLAY FOR E_TRBRAD
TURB BLDG AREA RAD MON E-PLAN

POINT ID		DESCRIPTION	CURRENT VALUE	UNITS	LOW ALARM COUNTS	HIGH/ALARM SENSOR	QUAL
PAR17	ARM-17	COND PUMP AREA	1.2	mR/hr	N/A	50	GOOD
PAR07	ARM-07	OFFGAS BYP AREA	4.0	mR/hr	N/A	200	GOOD
PAR18	ARM-18	RFP AT RB ACCESS	0.9	mR/hr	N/A	15	GOOD
PAR40	ARM-40	S&A ACC TB 676	0.1	mR/hr	N/A	5	GOOD
PAR19	ARM-19	SJAE ROOM	262.2	mR/hr	N/A	900	GOOD
PAR20	ARM-20	FW HTRS AT 2C101	0.4	mR/hr	N/A	100	GOOD
PAR21	ARM-21	RECR MG SET AREA	1.6	mR/hr	N/A	15	GOOD
PAR24	ARM-24	TURBINE FRON END	0.5	mR/hr	N/A	5	GOOD
PAR22	ARM-22	GEN BAY AREA	0.8	mR/hr	N/A	5	GOOD
PAR23	ARM-23	TB HVAC EQUIP ROOM	0.3	mR/hr	N/A	5	GOOD

11/02/2000 03:40 PM

GROUP DISPLAY FOR E_RXBRAD
E-PLAN RX BLDG AREA RAD MONITORS

POINT ID		DESCRIPTION	CURRENT VALUE	UNITS	LOW ALARM COUNTS	HIGH/ALARM SENSOR	QUAL
PAR04	ARM-04	RB/RW SUMP AREA	1.8	mR/hr	N/A	15.0	GOOD
PAR25	ARM-25	RHR A*C PMP RM	12.8	mR/hr	N/A	50.0	GOOD
PAR01	ARM-01	RHR B*D PP ROOM	10.1	mR/hr	N/A	50.0	GOOD
PAR02	ARM-02	RCIC PP*TURB RM	0.2	mR/hr	N/A	4.00	GOOD
PAR03	ARM-03	HPCI RM	1.7	mR/hr	N/A	4.00	GOOD
PAR36	ARM-36	RB RAILROAD ACC	0.1	mR/hr	N/A	4.00	GOOD
PAR16	ARM-16	REMOTE S/D RM ACC	0.1	mR/hr	N/A	2.50	GOOD
PAR06	ARM-06	CRD SOUTH	1.1	mR/hr	N/A	15.0	GOOD
PAR09	ARM-09	CRD REPAIR ROOM	0.7	mR/hr	N/A	25.0	GOOD
PAR05	ARM-05	CRD NORTH	0.4	mR/hr	N/A	15.0	GOOD
PAR41	ARM-41	TIP CHAMBER SHLD	0.4	R/hr	N/A	300.0	GOOD
PAR26	ARM-26	TIP DRIVE MECH	0.5	mR/hr	N/A	15.0	GOOD
PAR10	ARM-10	FUEL POOL PP AREA	1.1	mR/hr	N/A	15.0	GOOD
PAR08	ARM-08	RWCU RECIR PP AREA	4.0	mR/hr	N/A	5.00	GOOD
PAR13	ARM-13	NEW FUEL CRIT MON	0.3	mR/hr	N/A	15.00	GOOD
PAR11	ARM-11	RX BLDG SAMPLE SET	1.1	mR/hr	N/A	15.00	GOOD
PAR12	ARM-12	RECIRC FAN RM	0.1	mR/hr	N/A	15.00	GOOD
PAR14	ARM-14	SPNT FUEL CRIT MON	1.2	mR/hr	N/A	15.0	GOOD
PAR15	ARM-15	RFUEL FLR-SOUTH	0.2	mR/hr	N/A	4.0	GOOD
PAR42	ARM-42	RFUEL FLR-WEST	0.4	mR/hr	N/A	4.00	GOOD

11/02/2000 03:40 PM

GROUP DISPLAY FOR E_TRBRAD
TURB BLDG AREA RAD MON E-PLAN

POINT ID		DESCRIPTION	CURRENT VALUE	UNITS	LOW ALARM COUNTS	HIGH/ALARM SENSOR	QUAL
PAR17	ARM-17	COND PUMP AREA	1.2	mR/hr	N/A	50	GOOD
PAR07	ARM-07	OFFGAS BYP AREA	4.1	mR/hr	N/A	200	GOOD
PAR18	ARM-18	RFP AT RB ACCESS	0.9	mR/hr	N/A	15	GOOD
PAR40	ARM-40	S&A ACC TB 676	0.1	mR/hr	N/A	5	GOOD
PAR19	ARM-19	SJAE ROOM	266.2	mR/hr	N/A	900	GOOD
PAR20	ARM-20	FW HTRS AT 2C101	0.4	mR/hr	N/A	100	GOOD
PAR21	ARM-21	RECR MG SET AREA	1.6	mR/hr	N/A	15	GOOD
PAR24	ARM-24	TURBINE FRON END	0.5	mR/hr	N/A	5	GOOD
PAR22	ARM-22	GEN BAY AREA	0.8	mR/hr	N/A	5	GOOD
PAR23	ARM-23	TB HVAC EQUIP ROOM	0.3	mR/hr	N/A	5	GOOD

11/02/2000 03:45 PM

GROUP DISPLAY FOR E_RXBRAD
E-PLAN RX BLDG AREA RAD MONITORS

POINT ID		DESCRIPTION	CURRENT VALUE	UNITS	LOW ALARM COUNTS	HIGH/ALARM SENSOR	QUAL
PAR04	ARM-04	RB/RW SUMP AREA	1.9	mR/hr	N/A	15.0	GOOD
PAR25	ARM-25	RHR A*C PMP RM	12.3	mR/hr	N/A	50.0	GOOD
PAR01	ARM-01	RHR B*D PP ROOM	10.0	mR/hr	N/A	50.0	GOOD
PAR02	ARM-02	RCIC PP*TURB RM	0.2	mR/hr	N/A	4.00	GOOD
PAR03	ARM-03	HPCI RM	1.7	mR/hr	N/A	4.00	GOOD
PAR36	ARM-36	RB RAILROAD ACC	0.1	mR/hr	N/A	4.00	GOOD
PAR16	ARM-16	REMOTE S/D RM ACC	0.1	mR/hr	N/A	2.50	GOOD
PAR06	ARM-06	CRD SOUTH	1.1	mR/hr	N/A	15.0	GOOD
PAR09	ARM-09	CRD REPAIR ROOM	0.7	mR/hr	N/A	25.0	GOOD
PAR05	ARM-05	CRD NORTH	0.4	mR/hr	N/A	15.0	GOOD
PAR41	ARM-41	TIP CHAMBER SHLD	0.4	R/hr	N/A	300.0	GOOD
PAR26	ARM-26	TIP DRIVE MECH	0.5	mR/hr	N/A	15.0	GOOD
PAR10	ARM-10	FUEL POOL PP AREA	1.1	mR/hr	N/A	15.0	GOOD
PAR08	ARM-08	RWCU RECIR PP AREA	4.0	mR/hr	N/A	5.00	GOOD
PAR13	ARM-13	NEW FUEL CRIT MON	0.3	mR/hr	N/A	15.00	GOOD
PAR11	ARM-11	RX BLDG SAMPLE SET	1.1	mR/hr	N/A	15.00	GOOD
PAR12	ARM-12	RECIRC FAN RM	0.1	mR/hr	N/A	15.00	GOOD
PAR14	ARM-14	SPNT FUEL CRIT MON	1.3	mR/hr	N/A	15.0	GOOD
PAR15	ARM-15	RFUEL FLR-SOUTH	0.2	mR/hr	N/A	4.0	GOOD
PAR42	ARM-42	RFUEL FLR-WEST	0.4	mR/hr	N/A	4.00	GOOD

11/02/2000 03:45 PM

GROUP DISPLAY FOR E_TRBRAD
TURB BLDG AREA RAD MON E-PLAN

POINT ID		DESCRIPTION	CURRENT VALUE	UNITS	LOW ALARM COUNTS	HIGH/ALARM SENSOR	QUAL
PAR17	ARM-17	COND PUMP AREA	1.2	mR/hr	N/A	50	GOOD
PAR07	ARM-07	OFFGAS BYP AREA	4.0	mR/hr	N/A	200	GOOD
PAR18	ARM-18	RFP AT RB ACCESS	0.9	mR/hr	N/A	15	GOOD
PAR40	ARM-40	S&A ACC TB 676	0.1	mR/hr	N/A	5	GOOD
PAR19	ARM-19	SJAE ROOM	269.8	mR/hr	N/A	900	GOOD
PAR20	ARM-20	FW HTRS AT 2C101	0.4	mR/hr	N/A	100	GOOD
PAR21	ARM-21	RECR MG SET AREA	1.6	mR/hr	N/A	15	GOOD
PAR24	ARM-24	TURBINE FRON END	0.5	mR/hr	N/A	5	GOOD
PAR22	ARM-22	GEN BAY AREA	0.8	mR/hr	N/A	5	GOOD
PAR23	ARM-23	TB HVAC EQUIP ROOM	0.3	mR/hr	N/A	5	GOOD

11/02/2000 03:50 PM

GROUP DISPLAY FOR E_RXBRAD
E-PLAN RX BLDG AREA RAD MONITORS

POINT ID		DESCRIPTION	CURRENT VALUE	UNITS	LOW ALARM COUNTS	HIGH/ALARM SENSOR	QUAL
PAR04	ARM-04	RB/RW SUMP AREA	1.8	mR/hr	N/A	15.0	GOOD
PAR25	ARM-25	RHR A*C PMP RM	13.1	mR/hr	N/A	50.0	GOOD
PAR01	ARM-01	RHR B*D PP ROOM	10.1	mR/hr	N/A	50.0	GOOD
PAR02	ARM-02	RCIC PP*TURB RM	0.2	mR/hr	N/A	4.00	GOOD
PAR03	ARM-03	HPCI RM	1.7	mR/hr	N/A	4.00	GOOD
PAR36	ARM-36	RB RAILROAD ACC	0.1	mR/hr	N/A	4.00	GOOD
PAR16	ARM-16	REMOTE S/D RM ACC	0.1	mR/hr	N/A	2.50	GOOD
PAR06	ARM-06	CRD SOUTH	1.1	mR/hr	N/A	15.0	GOOD
PAR09	ARM-09	CRD REPAIR ROOM	0.7	mR/hr	N/A	25.0	GOOD
PAR05	ARM-05	CRD NORTH	0.4	mR/hr	N/A	15.0	GOOD
PAR41	ARM-41	TIP CHAMBER SHLD	0.4	R/hr	N/A	300.0	GOOD
PAR26	ARM-26	TIP DRIVE MECH	0.5	mR/hr	N/A	15.0	GOOD
PAR10	ARM-10	FUEL POOL PP AREA	1.1	mR/hr	N/A	15.0	GOOD
PAR08	ARM-08	RWCU RECIR PP AREA	4.0	mR/hr	N/A	5.00	GOOD
PAR13	ARM-13	NEW FUEL CRIT MON	0.3	mR/hr	N/A	15.00	GOOD
PAR11	ARM-11	RX BLDG SAMPLE SET	1.1	mR/hr	N/A	15.00	GOOD
PAR12	ARM-12	RECIRC FAN RM	0.1	mR/hr	N/A	15.00	GOOD
PAR14	ARM-14	SPNT FUEL CRIT MON	1.3	mR/hr	N/A	15.0	GOOD
PAR15	ARM-15	RFUEL FLR-SOUTH	0.2	mR/hr	N/A	4.0	GOOD
PAR42	ARM-42	RFUEL FLR-WEST	0.4	mR/hr	N/A	4.00	GOOD

11/02/2000 03:50 PM

GROUP DISPLAY FOR E_TRBRAD
TURB BLDG AREA RAD MON E-PLAN

POINT ID		DESCRIPTION	CURRENT VALUE	UNITS	LOW ALARM COUNTS	HIGH/ALARM SENSOR	QUAL
PAR17	ARM-17	COND PUMP AREA	1.2	mR/hr	N/A	50	GOOD
PAR07	ARM-07	OFFGAS BYP AREA	4.0	mR/hr	N/A	200	GOOD
PAR18	ARM-18	RFP AT RB ACCESS	0.9	mR/hr	N/A	15	GOOD
PAR40	ARM-40	S&A ACC TB 676	0.1	mR/hr	N/A	5	GOOD
PAR19	ARM-19	SJAE ROOM	261.1	mR/hr	N/A	900	GOOD
PAR20	ARM-20	FW HTRS AT 2C101	0.4	mR/hr	N/A	100	GOOD
PAR21	ARM-21	RECR MG SET AREA	1.6	mR/hr	N/A	15	GOOD
PAR24	ARM-24	TURBINE FRON END	0.5	mR/hr	N/A	5	GOOD
PAR22	ARM-22	GEN BAY AREA	0.8	mR/hr	N/A	5	GOOD
PAR23	ARM-23	TB HVAC EQUIP ROOM	0.3	mR/hr	N/A	5	GOOD

11/02/2000 03:55 PM

GROUP DISPLAY FOR E_RXBRAD
E-PLAN RX BLDG AREA RAD MONITORS

POINT ID		DESCRIPTION	CURRENT VALUE	UNITS	LOW ALARM COUNTS	HIGH/ALARM SENSOR	QUAL
PAR04	ARM-04	RB/RW SUMP AREA	1.9	mR/hr	N/A	15.0	GOOD
PAR25	ARM-25	RHR A*C PMP RM	12.7	mR/hr	N/A	50.0	GOOD
PAR01	ARM-01	RHR B*D PP ROOM	9.5	mR/hr	N/A	50.0	GOOD
PAR02	ARM-02	RCIC PP*TURB RM	0.2	mR/hr	N/A	4.00	GOOD
PAR03	ARM-03	HPCI RM	1.7	mR/hr	N/A	4.00	GOOD
PAR36	ARM-36	RB RAILROAD ACC	0.1	mR/hr	N/A	4.00	GOOD
PAR16	ARM-16	REMOTE S/D RM ACC	0.1	mR/hr	N/A	2.50	GOOD
PAR06	ARM-06	CRD SOUTH	1.1	mR/hr	N/A	15.0	GOOD
PAR09	ARM-09	CRD REPAIR ROOM	0.7	mR/hr	N/A	25.0	GOOD
PAR05	ARM-05	CRD NORTH	0.4	mR/hr	N/A	15.0	GOOD
PAR41	ARM-41	TIP CHAMBER SHLD	0.4	R/hr	N/A	300.0	GOOD
PAR26	ARM-26	TIP DRIVE MECH	0.5	mR/hr	N/A	15.0	GOOD
PAR10	ARM-10	FUEL POOL PP AREA	1.1	mR/hr	N/A	15.0	GOOD
PAR08	ARM-08	RWCU RECIR PP AREA	4.0	mR/hr	N/A	5.00	GOOD
PAR13	ARM-13	NEW FUEL CRIT MON	0.3	mR/hr	N/A	15.00	GOOD
PAR11	ARM-11	RX BLDG SAMPLE SET	1.1	mR/hr	N/A	15.00	GOOD
PAR12	ARM-12	RECIRC FAN RM	0.1	mR/hr	N/A	15.00	GOOD
PAR14	ARM-14	SPNT FUEL CRIT MON	1.2	mR/hr	N/A	15.0	GOOD
PAR15	ARM-15	RFUEL FLR-SOUTH	0.2	mR/hr	N/A	4.0	GOOD
PAR42	ARM-42	RFUEL FLR-WEST	0.4	mR/hr	N/A	4.00	GOOD

11/02/2000 03:55 PM

GROUP DISPLAY FOR E_TRBRAD
TURB BLDG AREA RAD MON E-PLAN

POINT ID		DESCRIPTION	CURRENT VALUE	UNITS	LOW ALARM COUNTS	HIGH/ALARM SENSOR	QUAL
PAR17	ARM-17	COND PUMP AREA	1.2	mR/hr	N/A	50	GOOD
PAR07	ARM-07	OFFGAS BYP AREA	4.1	mR/hr	N/A	200	GOOD
PAR18	ARM-18	RFP AT RB ACCESS	0.9	mR/hr	N/A	15	GOOD
PAR40	ARM-40	S&A ACC TB 676	0.1	mR/hr	N/A	5	GOOD
PAR19	ARM-19	SJAE ROOM	260.4	mR/hr	N/A	900	GOOD
PAR20	ARM-20	FW HTRS AT 2C101	0.4	mR/hr	N/A	100	GOOD
PAR21	ARM-21	RECR MG SET AREA	1.6	mR/hr	N/A	15	GOOD
PAR24	ARM-24	TURBINE FRON END	0.5	mR/hr	N/A	5	GOOD
PAR22	ARM-22	GEN BAY AREA	0.8	mR/hr	N/A	5	GOOD
PAR23	ARM-23	TB HVAC EQUIP ROOM	0.3	mR/hr	N/A	5	GOOD

11/02/2000 04:00 PM

GROUP DISPLAY FOR E_RXBRAD
E-PLAN RX BLDG AREA RAD MONITORS

POINT ID		DESCRIPTION	CURRENT VALUE	UNITS	LOW ALARM COUNTS	HIGH/ALARM SENSOR	QUAL
PAR04	ARM-04	RB/RW SUMP AREA	1.9	mR/hr	N/A	15.0	GOOD
PAR25	ARM-25	RHR A*C PMP RM	12.6	mR/hr	N/A	50.0	GOOD
PAR01	ARM-01	RHR B*D PP ROOM	9.8	mR/hr	N/A	50.0	GOOD
PAR02	ARM-02	RCIC PP*TURB RM	0.2	mR/hr	N/A	4.00	GOOD
PAR03	ARM-03	HPCI RM	1.7	mR/hr	N/A	4.00	GOOD
PAR36	ARM-36	RB RAILROAD ACC	0.1	mR/hr	N/A	4.00	GOOD
PAR16	ARM-16	REMOTE S/D RM ACC	0.1	mR/hr	N/A	2.50	GOOD
PAR06	ARM-06	CRD SOUTH	1.0	mR/hr	N/A	15.0	GOOD
PAR09	ARM-09	CRD REPAIR ROOM	0.7	mR/hr	N/A	25.0	GOOD
PAR05	ARM-05	CRD NORTH	0.4	mR/hr	N/A	15.0	GOOD
PAR41	ARM-41	TIP CHAMBER SHLD	0.4	R/hr	N/A	300.0	GOOD
PAR26	ARM-26	TIP DRIVE MECH	0.5	mR/hr	N/A	15.0	GOOD
PAR10	ARM-10	FUEL POOL PP AREA	1.1	mR/hr	N/A	15.0	GOOD
PAR08	ARM-08	RWCU RECIR PP AREA	4.0	mR/hr	N/A	5.00	GOOD
PAR13	ARM-13	NEW FUEL CRIT MON	0.3	mR/hr	N/A	15.00	GOOD
PAR11	ARM-11	RX BLDG SAMPLE SET	1.2	mR/hr	N/A	15.00	GOOD
PAR12	ARM-12	RECIRC FAN RM	0.1	mR/hr	N/A	15.00	GOOD
PAR14	ARM-14	SPNT FUEL CRIT MON	1.2	mR/hr	N/A	15.0	GOOD
PAR15	ARM-15	RFUEL FLR-SOUTH	0.2	mR/hr	N/A	4.0	GOOD
PAR42	ARM-42	RFUEL FLR-WEST	0.4	mR/hr	N/A	4.00	GOOD

11/02/2000 04:00 PM

GROUP DISPLAY FOR E_TRBRAD
TURB BLDG AREA RAD MON E-PLAN

POINT ID		DESCRIPTION	CURRENT VALUE	UNITS	LOW ALARM COUNTS	HIGH/ALARM SENSOR	QUAL
PAR17	ARM-17	COND PUMP AREA	1.2	mR/hr	N/A	50	GOOD
PAR07	ARM-07	OFFGAS BYP AREA	4.1	mR/hr	N/A	200	GOOD
PAR18	ARM-18	RFP AT RB ACCESS	0.9	mR/hr	N/A	15	GOOD
PAR40	ARM-40	S&A ACC TB 676	0.1	mR/hr	N/A	5	GOOD
PAR19	ARM-19	SJAE ROOM	269.7	mR/hr	N/A	900	GOOD
PAR20	ARM-20	FW HTRS AT 2C101	0.4	mR/hr	N/A	100	GOOD
PAR21	ARM-21	RECR MG SET AREA	1.6	mR/hr	N/A	15	GOOD
PAR24	ARM-24	TURBINE FRON END	0.5	mR/hr	N/A	5	GOOD
PAR22	ARM-22	GEN BAY AREA	0.8	mR/hr	N/A	5	GOOD
PAR23	ARM-23	TB HVAC EQUIP ROOM	0.3	mR/hr	N/A	5	GOOD

11/02/2000 04:05 PM

GROUP DISPLAY FOR E_RXBRAD
E-PLAN RX BLDG AREA RAD MONITORS

POINT ID		DESCRIPTION	CURRENT VALUE	UNITS	LOW ALARM COUNTS	HIGH/ALARM SENSOR	QUAL
PAR04	ARM-04	RB/RW SUMP AREA	1.9	mR/hr	N/A	15.0	GOOD
PAR25	ARM-25	RHR A*C PMP RM	12.7	mR/hr	N/A	50.0	GOOD
PAR01	ARM-01	RHR B*D PP ROOM	9.5	mR/hr	N/A	50.0	GOOD
PAR02	ARM-02	RCIC PP*TURB RM	0.2	mR/hr	N/A	4.00	GOOD
PAR03	ARM-03	HPCI RM	1.7	mR/hr	N/A	4.00	GOOD
PAR36	ARM-36	RB RAILROAD ACC	0.1	mR/hr	N/A	4.00	GOOD
PAR16	ARM-16	REMOTE S/D RM ACC	0.1	mR/hr	N/A	2.50	GOOD
PAR06	ARM-06	CRD SOUTH	1.1	mR/hr	N/A	15.0	GOOD
PAR09	ARM-09	CRD REPAIR ROOM	0.7	mR/hr	N/A	25.0	GOOD
PAR05	ARM-05	CRD NORTH	0.4	mR/hr	N/A	15.0	GOOD
PAR41	ARM-41	TIP CHAMBER SHLD	0.4	R/hr	N/A	300.0	GOOD
PAR26	ARM-26	TIP DRIVE MECH	0.5	mR/hr	N/A	15.0	GOOD
PAR10	ARM-10	FUEL POOL PP AREA	1.1	mR/hr	N/A	15.0	GOOD
PAR08	ARM-08	RWCU RECIR PP AREA	4.0	mR/hr	N/A	5.00	GOOD
PAR13	ARM-13	NEW FUEL CRIT MON	0.3	mR/hr	N/A	15.00	GOOD
PAR11	ARM-11	RX BLDG SAMPLE SET	1.1	mR/hr	N/A	15.00	GOOD
PAR12	ARM-12	RECIRC FAN RM	0.1	mR/hr	N/A	15.00	GOOD
PAR14	ARM-14	SPNT FUEL CRIT MON	1.2	mR/hr	N/A	15.0	GOOD
PAR15	ARM-15	RFUEL FLR-SOUTH	0.2	mR/hr	N/A	4.0	GOOD
PAR42	ARM-42	RFUEL FLR-WEST	0.4	mR/hr	N/A	4.00	GOOD

11/02/2000 04:05 PM

GROUP DISPLAY FOR E_TRBRAD
TURB BLDG AREA RAD MON E-PLAN

POINT ID		DESCRIPTION	CURRENT VALUE	UNITS	LOW ALARM COUNTS	HIGH/ALARM SENSOR	QUAL
PAR17	ARM-17	COND PUMP AREA	1.2	mR/hr	N/A	50	GOOD
PAR07	ARM-07	OFFGAS BYP AREA	4.0	mR/hr	N/A	200	GOOD
PAR18	ARM-18	RFP AT RB ACCESS	0.9	mR/hr	N/A	15	GOOD
PAR40	ARM-40	S&A ACC TB 676	0.1	mR/hr	N/A	5	GOOD
PAR19	ARM-19	SJAE ROOM	263.2	mR/hr	N/A	900	GOOD
PAR20	ARM-20	FW HTRS AT 2C101	0.4	mR/hr	N/A	100	GOOD
PAR21	ARM-21	RECR MG SET AREA	1.6	mR/hr	N/A	15	GOOD
PAR24	ARM-24	TURBINE FRON END	0.5	mR/hr	N/A	5	GOOD
PAR22	ARM-22	GEN BAY AREA	0.8	mR/hr	N/A	5	GOOD
PAR23	ARM-23	TB HVAC EQUIP ROOM	0.3	mR/hr	N/A	5	GOOD

11/02/2000 04:10 PM

GROUP DISPLAY FOR E_RXBRAD
E-PLAN RX BLDG AREA RAD MONITORS

POINT ID		DESCRIPTION	CURRENT VALUE	UNITS	LOW ALARM COUNTS	HIGH/ALARM SENSOR	QUAL
PAR04	ARM-04	RB/RW SUMP AREA	1.9	mR/hr	N/A	15.0	GOOD
PAR25	ARM-25	RHR A*C PMP RM	12.4	mR/hr	N/A	50.0	GOOD
PAR01	ARM-01	RHR B*D PP ROOM	9.6	mR/hr	N/A	50.0	GOOD
PAR02	ARM-02	RCIC PP*TURB RM	0.2	mR/hr	N/A	4.00	GOOD
PAR03	ARM-03	HPCI RM	1.8	mR/hr	N/A	4.00	GOOD
PAR36	ARM-36	RB RAILROAD ACC	0.1	mR/hr	N/A	4.00	GOOD
PAR16	ARM-16	REMOTE S/D RM ACC	0.1	mR/hr	N/A	2.50	GOOD
PAR06	ARM-06	CRD SOUTH	1.1	mR/hr	N/A	15.0	GOOD
PAR09	ARM-09	CRD REPAIR ROOM	0.7	mR/hr	N/A	25.0	GOOD
PAR05	ARM-05	CRD NORTH	0.4	mR/hr	N/A	15.0	GOOD
PAR41	ARM-41	TIP CHAMBER SHLD	0.4	R/hr	N/A	300.0	GOOD
PAR26	ARM-26	TIP DRIVE MECH	0.5	mR/hr	N/A	15.0	GOOD
PAR10	ARM-10	FUEL POOL PP AREA	1.0	mR/hr	N/A	15.0	GOOD
PAR08	ARM-08	RWCU RECIR PP AREA	4.0	mR/hr	N/A	5.00	GOOD
PAR13	ARM-13	NEW FUEL CRIT MON	0.3	mR/hr	N/A	15.00	GOOD
PAR11	ARM-11	RX BLDG SAMPLE SET	1.2	mR/hr	N/A	15.00	GOOD
PAR12	ARM-12	RECIRC FAN RM	0.1	mR/hr	N/A	15.00	GOOD
PAR14	ARM-14	SPNT FUEL CRIT MON	1.2	mR/hr	N/A	15.0	GOOD
PAR15	ARM-15	RFUEL FLR-SOUTH	0.2	mR/hr	N/A	4.0	GOOD
PAR42	ARM-42	RFUEL FLR-WEST	0.4	mR/hr	N/A	4.00	GOOD

11/02/2000 04:10 PM

GROUP DISPLAY FOR E_TRBRAD
TURB BLDG AREA RAD MON E-PLAN

POINT ID		DESCRIPTION	CURRENT VALUE	UNITS	LOW ALARM COUNTS	HIGH/ALARM SENSOR	QUAL
PAR17	ARM-17	COND PUMP AREA	1.2	mR/hr	N/A	50	GOOD
PAR07	ARM-07	OFFGAS BYP AREA	4.1	mR/hr	N/A	200	GOOD
PAR18	ARM-18	RFP AT RB ACCESS	0.9	mR/hr	N/A	15	GOOD
PAR40	ARM-40	S&A ACC TB 676	0.1	mR/hr	N/A	5	GOOD
PAR19	ARM-19	SJAE ROOM	263.5	mR/hr	N/A	900	GOOD
PAR20	ARM-20	FW HTRS AT 2C101	0.4	mR/hr	N/A	100	GOOD
PAR21	ARM-21	RECR MG SET AREA	1.6	mR/hr	N/A	15	GOOD
PAR24	ARM-24	TURBINE FRON END	0.5	mR/hr	N/A	5	GOOD
PAR22	ARM-22	GEN BAY AREA	0.8	mR/hr	N/A	5	GOOD
PAR23	ARM-23	TB HVAC EQUIP ROOM	0.3	mR/hr	N/A	5	GOOD

11/02/2000 04:15 PM

GROUP DISPLAY FOR E_RXBRAD
E-PLAN RX BLDG AREA RAD MONITORS

POINT ID		DESCRIPTION	CURRENT VALUE	UNITS	LOW ALARM COUNTS	HIGH/ALARM SENSOR	QUAL
PAR04	ARM-04	RB/RW SUMP AREA	1.9	mR/hr	N/A	15.0	GOOD
PAR25	ARM-25	RHR A*C PMP RM	13.1	mR/hr	N/A	50.0	GOOD
PAR01	ARM-01	RHR B*D PP ROOM	9.5	mR/hr	N/A	50.0	GOOD
PAR02	ARM-02	RCIC PP*TURB RM	0.2	mR/hr	N/A	4.00	GOOD
PAR03	ARM-03	HPCI RM	1.7	mR/hr	N/A	4.00	GOOD
PAR36	ARM-36	RB RAILROAD ACC	0.1	mR/hr	N/A	4.00	GOOD
PAR16	ARM-16	REMOTE S/D RM ACC	0.1	mR/hr	N/A	2.50	GOOD
PAR06	ARM-06	CRD SOUTH	1.1	mR/hr	N/A	15.0	GOOD
PAR09	ARM-09	CRD REPAIR ROOM	0.7	mR/hr	N/A	25.0	GOOD
PAR05	ARM-05	CRD NORTH	0.4	mR/hr	N/A	15.0	GOOD
PAR41	ARM-41	TIP CHAMBER SHLD	0.4	R/hr	N/A	300.0	GOOD
PAR26	ARM-26	TIP DRIVE MECH	0.5	mR/hr	N/A	15.0	GOOD
PAR10	ARM-10	FUEL POOL PP AREA	1.0	mR/hr	N/A	15.0	GOOD
PAR08	ARM-08	RWCU RECIR PP AREA	4.0	mR/hr	N/A	5.00	GOOD
PAR13	ARM-13	NEW FUEL CRIT MON	0.3	mR/hr	N/A	15.00	GOOD
PAR11	ARM-11	RX BLDG SAMPLE SET	1.1	mR/hr	N/A	15.00	GOOD
PAR12	ARM-12	RECIRC FAN RM	0.1	mR/hr	N/A	15.00	GOOD
PAR14	ARM-14	SPNT FUEL CRIT MON	1.3	mR/hr	N/A	15.0	GOOD
PAR15	ARM-15	RFUEL FLR-SOUTH	0.2	mR/hr	N/A	4.0	GOOD
PAR42	ARM-42	RFUEL FLR-WEST	0.4	mR/hr	N/A	4.00	GOOD

11/02/2000 04:15 PM

GROUP DISPLAY FOR E_TRBRAD
TURB BLDG AREA RAD MON E-PLAN

POINT ID		DESCRIPTION	CURRENT VALUE	UNITS	LOW ALARM COUNTS	HIGH/ALARM SENSOR	QUAL
PAR17	ARM-17	COND PUMP AREA	1.2	mR/hr	N/A	50	GOOD
PAR07	ARM-07	OFFGAS BYP AREA	4.0	mR/hr	N/A	200	GOOD
PAR18	ARM-18	RFP AT RB ACCESS	0.9	mR/hr	N/A	15	GOOD
PAR40	ARM-40	S&A ACC TB 676	0.1	mR/hr	N/A	5	GOOD
PAR19	ARM-19	SJAE ROOM	265.8	mR/hr	N/A	900	GOOD
PAR20	ARM-20	FW HTRS AT 2C101	0.4	mR/hr	N/A	100	GOOD
PAR21	ARM-21	RECR MG SET AREA	1.6	mR/hr	N/A	15	GOOD
PAR24	ARM-24	TURBINE FRON END	0.5	mR/hr	N/A	5	GOOD
PAR22	ARM-22	GEN BAY AREA	0.8	mR/hr	N/A	5	GOOD
PAR23	ARM-23	TB HVAC EQUIP ROOM	0.3	mR/hr	N/A	5	GOOD

11/02/2000 04:20 PM

GROUP DISPLAY FOR E_RXBRAD
E-PLAN RX BLDG AREA RAD MONITORS

POINT ID		DESCRIPTION	CURRENT VALUE	UNITS	LOW ALARM COUNTS	HIGH/ALARM SENSOR	QUAL
PAR04	ARM-04	RB/RW SUMP AREA	1.8	mR/hr	N/A	15.0	GOOD
PAR25	ARM-25	RHR A*C PMP RM	12.2	mR/hr	N/A	50.0	GOOD
PAR01	ARM-01	RHR B*D PP ROOM	10.0	mR/hr	N/A	50.0	GOOD
PAR02	ARM-02	RCIC PP*TURB RM	0.2	mR/hr	N/A	4.00	GOOD
PAR03	ARM-03	HPCI RM	1.7	mR/hr	N/A	4.00	GOOD
PAR36	ARM-36	RB RAILROAD ACC	0.1	mR/hr	N/A	4.00	GOOD
PAR16	ARM-16	REMOTE S/D RM ACC	0.1	mR/hr	N/A	2.50	GOOD
PAR06	ARM-06	CRD SOUTH	1.1	mR/hr	N/A	15.0	GOOD
PAR09	ARM-09	CRD REPAIR ROOM	0.7	mR/hr	N/A	25.0	GOOD
PAR05	ARM-05	CRD NORTH	0.4	mR/hr	N/A	15.0	GOOD
PAR41	ARM-41	TIP CHAMBER SHLD	0.4	R/hr	N/A	300.0	GOOD
PAR26	ARM-26	TIP DRIVE MECH	0.5	mR/hr	N/A	15.0	GOOD
PAR10	ARM-10	FUEL POOL PP AREA	1.0	mR/hr	N/A	15.0	GOOD
PAR08	ARM-08	RWCU RECIR PP AREA	4.0	mR/hr	N/A	5.00	GOOD
PAR13	ARM-13	NEW FUEL CRIT MON	0.3	mR/hr	N/A	15.00	GOOD
PAR11	ARM-11	RX BLDG SAMPLE SET	1.1	mR/hr	N/A	15.00	GOOD
PAR12	ARM-12	RECIRC FAN RM	0.1	mR/hr	N/A	15.00	GOOD
PAR14	ARM-14	SPNT FUEL CRIT MON	1.3	mR/hr	N/A	15.0	GOOD
PAR15	ARM-15	RFUEL FLR-SOUTH	0.2	mR/hr	N/A	4.0	GOOD
PAR42	ARM-42	RFUEL FLR-WEST	0.4	mR/hr	N/A	4.00	GOOD

11/02/2000 04:20 PM

GROUP DISPLAY FOR E_TRBRAD
TURB BLDG AREA RAD MON E-PLAN

POINT ID		DESCRIPTION	CURRENT VALUE	UNITS	LOW ALARM COUNTS	HIGH/ALARM SENSOR	QUAL
PAR17	ARM-17	COND PUMP AREA	1.2	mR/hr	N/A	50	GOOD
PAR07	ARM-07	OFFGAS BYP AREA	4.1	mR/hr	N/A	200	GOOD
PAR18	ARM-18	RFP AT RB ACCESS	0.9	mR/hr	N/A	15	GOOD
PAR40	ARM-40	S&A ACC TB 676	0.1	mR/hr	N/A	5	GOOD
PAR19	ARM-19	SJAE ROOM	266.0	mR/hr	N/A	900	GOOD
PAR20	ARM-20	FW HTRS AT 2C101	0.4	mR/hr	N/A	100	GOOD
PAR21	ARM-21	RECR MG SET AREA	1.6	mR/hr	N/A	15	GOOD
PAR24	ARM-24	TURBINE FRON END	0.5	mR/hr	N/A	5	GOOD
PAR22	ARM-22	GEN BAY AREA	0.8	mR/hr	N/A	5	GOOD
PAR23	ARM-23	TB HVAC EQUIP ROOM	0.3	mR/hr	N/A	5	GOOD

11/02/2000 04:25 PM

GROUP DISPLAY FOR E_RXBRAD
E-PLAN RX BLDG AREA RAD MONITORS

POINT ID		DESCRIPTION	CURRENT VALUE	UNITS	LOW ALARM COUNTS	HIGH/ALARM SENSOR	QUAL
PAR04	ARM-04	RB/RW SUMP AREA	1.8	mR/hr	N/A	15.0	GOOD
PAR25	ARM-25	RHR A*C PMP RM	12.4	mR/hr	N/A	50.0	GOOD
PAR01	ARM-01	RHR B*D PP ROOM	9.9	mR/hr	N/A	50.0	GOOD
PAR02	ARM-02	RCIC PP*TURB RM	0.2	mR/hr	N/A	4.00	GOOD
PAR03	ARM-03	HPCI RM	1.7	mR/hr	N/A	4.00	GOOD
PAR36	ARM-36	RB RAILROAD ACC	0.1	mR/hr	N/A	4.00	GOOD
PAR16	ARM-16	REMOTE S/D RM ACC	0.1	mR/hr	N/A	2.50	GOOD
PAR06	ARM-06	CRD SOUTH	1.0	mR/hr	N/A	15.0	GOOD
PAR09	ARM-09	CRD REPAIR ROOM	0.7	mR/hr	N/A	25.0	GOOD
PAR05	ARM-05	CRD NORTH	0.4	mR/hr	N/A	15.0	GOOD
PAR41	ARM-41	TIP CHAMBER SHLD	0.4	R/hr	N/A	300.0	GOOD
PAR26	ARM-26	TIP DRIVE MECH	0.5	mR/hr	N/A	15.0	GOOD
PAR10	ARM-10	FUEL POOL PP AREA	1.1	mR/hr	N/A	15.0	GOOD
PAR08	ARM-08	RWCU RECIR PP AREA	4.0	mR/hr	N/A	5.00	GOOD
PAR13	ARM-13	NEW FUEL CRIT MON	0.3	mR/hr	N/A	15.00	GOOD
PAR11	ARM-11	RX BLDG SAMPLE SET	1.1	mR/hr	N/A	15.00	GOOD
PAR12	ARM-12	RECIRC FAN RM	0.1	mR/hr	N/A	15.00	GOOD
PAR14	ARM-14	SPNT FUEL CRIT MON	1.3	mR/hr	N/A	15.0	GOOD
PAR15	ARM-15	RFUEL FLR-SOUTH	0.2	mR/hr	N/A	4.0	GOOD
PAR42	ARM-42	RFUEL FLR-WEST	0.4	mR/hr	N/A	4.00	GOOD

11/02/2000 04:25 PM

GROUP DISPLAY FOR E_TRBRAD
TURB BLDG AREA RAD MON E-PLAN

POINT ID		DESCRIPTION	CURRENT VALUE	UNITS	LOW ALARM COUNTS	HIGH/ALARM SENSOR	QUAL
PAR17	ARM-17	COND PUMP AREA	1.2	mR/hr	N/A	50	GOOD
PAR07	ARM-07	OFFGAS BYP AREA	4.0	mR/hr	N/A	200	GOOD
PAR18	ARM-18	RFP AT RB ACCESS	0.9	mR/hr	N/A	15	GOOD
PAR40	ARM-40	S&A ACC TB 676	0.1	mR/hr	N/A	5	GOOD
PAR19	ARM-19	SJAE ROOM	260.5	mR/hr	N/A	900	GOOD
PAR20	ARM-20	FW HTRS AT 2C101	0.4	mR/hr	N/A	100	GOOD
PAR21	ARM-21	RECR MG SET AREA	1.6	mR/hr	N/A	15	GOOD
PAR24	ARM-24	TURBINE FRON END	0.5	mR/hr	N/A	5	GOOD
PAR22	ARM-22	GEN BAY AREA	0.8	mR/hr	N/A	5	GOOD
PAR23	ARM-23	TB HVAC EQUIP ROOM	0.3	mR/hr	N/A	5	GOOD

11/02/2000 04:30 PM

GROUP DISPLAY FOR E_RXBRAD
E-PLAN RX BLDG AREA RAD MONITORS

POINT ID		DESCRIPTION	CURRENT VALUE	UNITS	LOW ALARM COUNTS	HIGH/ALARM SENSOR	QUAL
PAR04	ARM-04	RB/RW SUMP AREA	1.9	mR/hr	N/A	15.0	GOOD
PAR25	ARM-25	RHR A*C PMP RM	13.1	mR/hr	N/A	50.0	GOOD
PAR01	ARM-01	RHR B*D PP ROOM	10.0	mR/hr	N/A	50.0	GOOD
PAR02	ARM-02	RCIC PP*TURB RM	0.2	mR/hr	N/A	4.00	GOOD
PAR03	ARM-03	HPCI RM	1.7	mR/hr	N/A	4.00	GOOD
PAR36	ARM-36	RB RAILROAD ACC	0.1	mR/hr	N/A	4.00	GOOD
PAR16	ARM-16	REMOTE S/D RM ACC	0.1	mR/hr	N/A	2.50	GOOD
PAR06	ARM-06	CRD SOUTH	1.1	mR/hr	N/A	15.0	GOOD
PAR09	ARM-09	CRD REPAIR ROOM	0.7	mR/hr	N/A	25.0	GOOD
PAR05	ARM-05	CRD NORTH	0.4	mR/hr	N/A	15.0	GOOD
PAR41	ARM-41	TIP CHAMBER SHLD	0.4	R/hr	N/A	300.0	GOOD
PAR26	ARM-26	TIP DRIVE MECH	0.5	mR/hr	N/A	15.0	GOOD
PAR10	ARM-10	FUEL POOL PP AREA	1.0	mR/hr	N/A	15.0	GOOD
PAR08	ARM-08	RWCU RECIR PP AREA	4.0	mR/hr	N/A	5.00	GOOD
PAR13	ARM-13	NEW FUEL CRIT MON	0.3	mR/hr	N/A	15.00	GOOD
PAR11	ARM-11	RX BLDG SAMPLE SET	1.1	mR/hr	N/A	15.00	GOOD
PAR12	ARM-12	RECIRC FAN RM	0.1	mR/hr	N/A	15.00	GOOD
PAR14	ARM-14	SPNT FUEL CRIT MON	1.3	mR/hr	N/A	15.0	GOOD
PAR15	ARM-15	RFUEL FLR-SOUTH	0.2	mR/hr	N/A	4.0	GOOD
PAR42	ARM-42	RFUEL FLR-WEST	0.4	mR/hr	N/A	4.00	GOOD

11/02/2000 04:30 PM

GROUP DISPLAY FOR E_TRBRAD
TURB BLDG AREA RAD MON E-PLAN

POINT ID		DESCRIPTION	CURRENT VALUE	UNITS	LOW ALARM COUNTS	HIGH/ALARM SENSOR	QUAL
PAR17	ARM-17	COND PUMP AREA	1.2	mR/hr	N/A	50	GOOD
PAR07	ARM-07	OFFGAS BYP AREA	4.1	mR/hr	N/A	200	GOOD
PAR18	ARM-18	RFP AT RB ACCESS	0.9	mR/hr	N/A	15	GOOD
PAR40	ARM-40	S&A ACC TB 676	0.1	mR/hr	N/A	5	GOOD
PAR19	ARM-19	SJAE ROOM	262.8	mR/hr	N/A	900	GOOD
PAR20	ARM-20	FW HTRS AT 2C101	0.4	mR/hr	N/A	100	GOOD
PAR21	ARM-21	RECR MG SET AREA	1.6	mR/hr	N/A	15	GOOD
PAR24	ARM-24	TURBINE FRON END	0.5	mR/hr	N/A	5	GOOD
PAR22	ARM-22	GEN BAY AREA	0.8	mR/hr	N/A	5	GOOD
PAR23	ARM-23	TB HVAC EQUIP ROOM	0.3	mR/hr	N/A	5	GOOD

11/02/2000 04:35 PM

GROUP DISPLAY FOR E_RXBRAD
E-PLAN RX BLDG AREA RAD MONITORS

POINT ID		DESCRIPTION	CURRENT VALUE	UNITS	LOW ALARM COUNTS	HIGH/ALARM SENSOR	QUAL
PAR04	ARM-04	RB/RW SUMP AREA	1.9	mR/hr	N/A	15.0	GOOD
PAR25	ARM-25	RHR A*C PMP RM	13.0	mR/hr	N/A	50.0	GOOD
PAR01	ARM-01	RHR B*D PP ROOM	9.7	mR/hr	N/A	50.0	GOOD
PAR02	ARM-02	RCIC PP*TURB RM	0.2	mR/hr	N/A	4.00	GOOD
PAR03	ARM-03	HPCI RM	1.8	mR/hr	N/A	4.00	GOOD
PAR36	ARM-36	RB RAILROAD ACC	0.1	mR/hr	N/A	4.00	GOOD
PAR16	ARM-16	REMOTE S/D RM ACC	0.1	mR/hr	N/A	2.50	GOOD
PAR06	ARM-06	CRD SOUTH	1.0	mR/hr	N/A	15.0	GOOD
PAR09	ARM-09	CRD REPAIR ROOM	0.7	mR/hr	N/A	25.0	GOOD
PAR05	ARM-05	CRD NORTH	0.4	mR/hr	N/A	15.0	GOOD
PAR41	ARM-41	TIP CHAMBER SHLD	0.4	R/hr	N/A	300.0	GOOD
PAR26	ARM-26	TIP DRIVE MECH	0.5	mR/hr	N/A	15.0	GOOD
PAR10	ARM-10	FUEL POOL PP AREA	1.1	mR/hr	N/A	15.0	GOOD
PAR08	ARM-08	RWCU RECIR PP AREA	4.0	mR/hr	N/A	5.00	GOOD
PAR13	ARM-13	NEW FUEL CRIT MON	0.3	mR/hr	N/A	15.00	GOOD
PAR11	ARM-11	RX BLDG SAMPLE SET	1.1	mR/hr	N/A	15.00	GOOD
PAR12	ARM-12	RECIRC FAN RM	0.1	mR/hr	N/A	15.00	GOOD
PAR14	ARM-14	SPNT FUEL CRIT MON	1.3	mR/hr	N/A	15.0	GOOD
PAR15	ARM-15	RFUEL FLR-SOUTH	0.2	mR/hr	N/A	4.0	GOOD
PAR42	ARM-42	RFUEL FLR-WEST	0.4	mR/hr	N/A	4.00	GOOD

11/02/2000 04:35 PM

GROUP DISPLAY FOR E_TRBRAD
TURB BLDG AREA RAD MON E-PLAN

POINT ID		DESCRIPTION	CURRENT VALUE	UNITS	LOW ALARM COUNTS	HIGH/ALARM SENSOR	QUAL
PAR17	ARM-17	COND PUMP AREA	1.2	mR/hr	N/A	50	GOOD
PAR07	ARM-07	OFFGAS BYP AREA	4.1	mR/hr	N/A	200	GOOD
PAR18	ARM-18	RFP AT RB ACCESS	0.9	mR/hr	N/A	15	GOOD
PAR40	ARM-40	S&A ACC TB 676	0.1	mR/hr	N/A	5	GOOD
PAR19	ARM-19	SJAE ROOM	267.1	mR/hr	N/A	900	GOOD
PAR20	ARM-20	FW HTRS AT 2C101	0.4	mR/hr	N/A	100	GOOD
PAR21	ARM-21	RECR MG SET AREA	1.6	mR/hr	N/A	15	GOOD
PAR24	ARM-24	TURBINE FRON END	0.5	mR/hr	N/A	5	GOOD
PAR22	ARM-22	GEN BAY AREA	0.8	mR/hr	N/A	5	GOOD
PAR23	ARM-23	TB HVAC EQUIP ROOM	0.3	mR/hr	N/A	5	GOOD

11/02/2000 04:40 PM

GROUP DISPLAY FOR E_RXBRAD
E-PLAN RX BLDG AREA RAD MONITORS

POINT ID		DESCRIPTION	CURRENT VALUE	UNITS	LOW ALARM COUNTS	HIGH/ALARM SENSOR	QUAL
PAR04	ARM-04	RB/RW SUMP AREA	1.9	mR/hr	N/A	15.0	GOOD
PAR25	ARM-25	RHR A*C PMP RM	12.8	mR/hr	N/A	50.0	GOOD
PAR01	ARM-01	RHR B*D PP ROOM	10.2	mR/hr	N/A	50.0	GOOD
PAR02	ARM-02	RCIC PP*TURB RM	0.2	mR/hr	N/A	4.00	GOOD
PAR03	ARM-03	HPCI RM	1.7	mR/hr	N/A	4.00	GOOD
PAR36	ARM-36	RB RAILROAD ACC	0.1	mR/hr	N/A	4.00	GOOD
PAR16	ARM-16	REMOTE S/D RM ACC	0.1	mR/hr	N/A	2.50	GOOD
PAR06	ARM-06	CRD SOUTH	1.0	mR/hr	N/A	15.0	GOOD
PAR09	ARM-09	CRD REPAIR ROOM	0.7	mR/hr	N/A	25.0	GOOD
PAR05	ARM-05	CRD NORTH	0.4	mR/hr	N/A	15.0	GOOD
PAR41	ARM-41	TIP CHAMBER SHLD	0.4	R/hr	N/A	300.0	GOOD
PAR26	ARM-26	TIP DRIVE MECH	0.5	mR/hr	N/A	15.0	GOOD
PAR10	ARM-10	FUEL POOL PP AREA	1.1	mR/hr	N/A	15.0	GOOD
PAR08	ARM-08	RWCU RECIR PP AREA	4.0	mR/hr	N/A	5.00	GOOD
PAR13	ARM-13	NEW FUEL CRIT MON	0.3	mR/hr	N/A	15.00	GOOD
PAR11	ARM-11	RX BLDG SAMPLE SET	1.1	mR/hr	N/A	15.00	GOOD
PAR12	ARM-12	RECIRC FAN RM	0.1	mR/hr	N/A	15.00	GOOD
PAR14	ARM-14	SPNT FUEL CRIT MON	1.3	mR/hr	N/A	15.0	GOOD
PAR15	ARM-15	RFUEL FLR-SOUTH	0.2	mR/hr	N/A	4.0	GOOD
PAR42	ARM-42	RFUEL FLR-WEST	0.4	mR/hr	N/A	4.00	GOOD

11/02/2000 04:40 PM

GROUP DISPLAY FOR E_TRBRAD
TURB BLDG AREA RAD MON E-PLAN

POINT ID		DESCRIPTION	CURRENT VALUE	UNITS	LOW ALARM COUNTS	HIGH/ALARM SENSOR	QUAL
PAR17	ARM-17	COND PUMP AREA	1.2	mR/hr	N/A	50	GOOD
PAR07	ARM-07	OFFGAS BYP AREA	4.0	mR/hr	N/A	200	GOOD
PAR18	ARM-18	RFP AT RB ACCESS	0.9	mR/hr	N/A	15	GOOD
PAR40	ARM-40	S&A ACC TB 676	0.1	mR/hr	N/A	5	GOOD
PAR19	ARM-19	SJAE ROOM	269.5	mR/hr	N/A	900	GOOD
PAR20	ARM-20	FW HTRS AT 2C101	0.4	mR/hr	N/A	100	GOOD
PAR21	ARM-21	RECR MG SET AREA	1.6	mR/hr	N/A	15	GOOD
PAR24	ARM-24	TURBINE FRON END	0.5	mR/hr	N/A	5	GOOD
PAR22	ARM-22	GEN BAY AREA	0.8	mR/hr	N/A	5	GOOD
PAR23	ARM-23	TB HVAC EQUIP ROOM	0.3	mR/hr	N/A	5	GOOD

11/02/2000 04:45 PM

GROUP DISPLAY FOR E_RXBRAD
E-PLAN RX BLDG AREA RAD MONITORS

POINT ID		DESCRIPTION	CURRENT VALUE	UNITS	LOW ALARM COUNTS	HIGH/ALARM SENSOR	QUAL
PAR04	ARM-04	RB/RW SUMP AREA	1.8	mR/hr	N/A	15.0	GOOD
PAR25	ARM-25	RHR A*C PMP RM	12.8	mR/hr	N/A	50.0	GOOD
PAR01	ARM-01	RHR B*D PP ROOM	10.1	mR/hr	N/A	50.0	GOOD
PAR02	ARM-02	RCIC PP*TURB RM	0.2	mR/hr	N/A	4.00	GOOD
PAR03	ARM-03	HPCI RM	1.7	mR/hr	N/A	4.00	GOOD
PAR36	ARM-36	RB RAILROAD ACC	0.1	mR/hr	N/A	4.00	GOOD
PAR16	ARM-16	REMOTE S/D RM ACC	0.1	mR/hr	N/A	2.50	GOOD
PAR06	ARM-06	CRD SOUTH	1.1	mR/hr	N/A	15.0	GOOD
PAR09	ARM-09	CRD REPAIR ROOM	0.7	mR/hr	N/A	25.0	GOOD
PAR05	ARM-05	CRD NORTH	0.4	mR/hr	N/A	15.0	GOOD
PAR41	ARM-41	TIP CHAMBER SHLD	0.4	R/hr	N/A	300.0	GOOD
PAR26	ARM-26	TIP DRIVE MECH	0.5	mR/hr	N/A	15.0	GOOD
PAR10	ARM-10	FUEL POOL PP AREA	1.1	mR/hr	N/A	15.0	GOOD
PAR08	ARM-08	RWCU RECIR PP AREA	4.0	mR/hr	N/A	5.00	GOOD
PAR13	ARM-13	NEW FUEL CRIT MON	0.3	mR/hr	N/A	15.00	GOOD
PAR11	ARM-11	RX BLDG SAMPLE SET	1.1	mR/hr	N/A	15.00	GOOD
PAR12	ARM-12	RECIRC FAN RM	0.1	mR/hr	N/A	15.00	GOOD
PAR14	ARM-14	SPNT FUEL CRIT MON	1.3	mR/hr	N/A	15.0	GOOD
PAR15	ARM-15	RFUEL FLR-SOUTH	0.2	mR/hr	N/A	4.0	GOOD
PAR42	ARM-42	RFUEL FLR-WEST	0.4	mR/hr	N/A	4.00	GOOD

11/02/2000 04:45 PM

GROUP DISPLAY FOR E_TRBRAD
TURB BLDG AREA RAD MON E-PLAN

POINT ID		DESCRIPTION	CURRENT VALUE	UNITS	LOW ALARM COUNTS	HIGH/ALARM SENSOR	QUAL
PAR17	ARM-17	COND PUMP AREA	1.2	mR/hr	N/A	50	GOOD
PAR07	ARM-07	OFFGAS BYP AREA	4.0	mR/hr	N/A	200	GOOD
PAR18	ARM-18	RFP AT RB ACCESS	0.9	mR/hr	N/A	15	GOOD
PAR40	ARM-40	S&A ACC TB 676	0.1	mR/hr	N/A	5	GOOD
PAR19	ARM-19	SJAE ROOM	263.8	mR/hr	N/A	900	GOOD
PAR20	ARM-20	FW HTRS AT 2C101	0.4	mR/hr	N/A	100	GOOD
PAR21	ARM-21	RECR MG SET AREA	1.6	mR/hr	N/A	15	GOOD
PAR24	ARM-24	TURBINE FRON END	0.5	mR/hr	N/A	5	GOOD
PAR22	ARM-22	GEN BAY AREA	0.8	mR/hr	N/A	5	GOOD
PAR23	ARM-23	TB HVAC EQUIP ROOM	0.3	mR/hr	N/A	5	GOOD

11/02/2000 04:50 PM

GROUP DISPLAY FOR E_RXBRAD
E-PLAN RX BLDG AREA RAD MONITORS

POINT ID		DESCRIPTION	CURRENT VALUE	UNITS	LOW ALARM COUNTS	HIGH/ALARM SENSOR	QUAL
PAR04	ARM-04	RB/RW SUMP AREA	1.9	mR/hr	N/A	15.0	GOOD
PAR25	ARM-25	RHR A*C PMP RM	12.8	mR/hr	N/A	50.0	GOOD
PAR01	ARM-01	RHR B*D PP ROOM	9.8	mR/hr	N/A	50.0	GOOD
PAR02	ARM-02	RCIC PP*TURB RM	0.2	mR/hr	N/A	4.00	GOOD
PAR03	ARM-03	HPCI RM	1.7	mR/hr	N/A	4.00	GOOD
PAR36	ARM-36	RB RAILROAD ACC	0.1	mR/hr	N/A	4.00	GOOD
PAR16	ARM-16	REMOTE S/D RM ACC	0.1	mR/hr	N/A	2.50	GOOD
PAR06	ARM-06	CRD SOUTH	1.0	mR/hr	N/A	15.0	GOOD
PAR09	ARM-09	CRD REPAIR ROOM	0.7	mR/hr	N/A	25.0	GOOD
PAR05	ARM-05	CRD NORTH	0.4	mR/hr	N/A	15.0	GOOD
PAR41	ARM-41	TIP CHAMBER SHLD	0.4	R/hr	N/A	300.0	GOOD
PAR26	ARM-26	TIP DRIVE MECH	0.5	mR/hr	N/A	15.0	GOOD
PAR10	ARM-10	FUEL POOL PP AREA	1.0	mR/hr	N/A	15.0	GOOD
PAR08	ARM-08	RWCU RECIR PP AREA	4.0	mR/hr	N/A	5.00	GOOD
PAR13	ARM-13	NEW FUEL CRIT MON	0.3	mR/hr	N/A	15.00	GOOD
PAR11	ARM-11	RX BLDG SAMPLE SET	1.1	mR/hr	N/A	15.00	GOOD
PAR12	ARM-12	RECIRC FAN RM	0.1	mR/hr	N/A	15.00	GOOD
PAR14	ARM-14	SPNT FUEL CRIT MON	1.2	mR/hr	N/A	15.0	GOOD
PAR15	ARM-15	RFUEL FLR-SOUTH	0.2	mR/hr	N/A	4.0	GOOD
PAR42	ARM-42	RFUEL FLR-WEST	0.4	mR/hr	N/A	4.00	GOOD

11/02/2000 04:50 PM

GROUP DISPLAY FOR E_TRBRAD
TURB BLDG AREA RAD MON E-PLAN

POINT ID		DESCRIPTION	CURRENT VALUE	UNITS	LOW ALARM COUNTS	HIGH/ALARM SENSOR	QUAL
PAR17	ARM-17	COND PUMP AREA	1.2	mR/hr	N/A	50	GOOD
PAR07	ARM-07	OFFGAS BYP AREA	4.1	mR/hr	N/A	200	GOOD
PAR18	ARM-18	RFP AT RB ACCESS	0.9	mR/hr	N/A	15	GOOD
PAR40	ARM-40	S&A ACC TB 676	0.1	mR/hr	N/A	5	GOOD
PAR19	ARM-19	SJAE ROOM	265.7	mR/hr	N/A	900	GOOD
PAR20	ARM-20	FW HTRS AT 2C101	0.4	mR/hr	N/A	100	GOOD
PAR21	ARM-21	RECR MG SET AREA	1.6	mR/hr	N/A	15	GOOD
PAR24	ARM-24	TURBINE FRON END	0.5	mR/hr	N/A	5	GOOD
PAR22	ARM-22	GEN BAY AREA	0.8	mR/hr	N/A	5	GOOD
PAR23	ARM-23	TB HVAC EQUIP ROOM	0.3	mR/hr	N/A	5	GOOD

11/02/2000 04:55 PM

GROUP DISPLAY FOR E_RXBRAD
E-PLAN RX BLDG AREA RAD MONITORS

POINT ID		DESCRIPTION	CURRENT VALUE	UNITS	LOW ALARM COUNTS	HIGH/ALARM SENSOR	QUAL
PAR04	ARM-04	RB/RW SUMP AREA	1.8	mR/hr	N/A	15.0	GOOD
PAR25	ARM-25	RHR A*C PMP RM	12.6	mR/hr	N/A	50.0	GOOD
PAR01	ARM-01	RHR B*D PP ROOM	9.7	mR/hr	N/A	50.0	GOOD
PAR02	ARM-02	RCIC PP*TURB RM	0.2	mR/hr	N/A	4.00	GOOD
PAR03	ARM-03	HPCI RM	1.7	mR/hr	N/A	4.00	GOOD
PAR36	ARM-36	RB RAILROAD ACC	0.1	mR/hr	N/A	4.00	GOOD
PAR16	ARM-16	REMOTE S/D RM ACC	0.1	mR/hr	N/A	2.50	GOOD
PAR06	ARM-06	CRD SOUTH	1.1	mR/hr	N/A	15.0	GOOD
PAR09	ARM-09	CRD REPAIR ROOM	0.7	mR/hr	N/A	25.0	GOOD
PAR05	ARM-05	CRD NORTH	0.4	mR/hr	N/A	15.0	GOOD
PAR41	ARM-41	TIP CHAMBER SHLD	0.4	R/hr	N/A	300.0	GOOD
PAR26	ARM-26	TIP DRIVE MECH	0.5	mR/hr	N/A	15.0	GOOD
PAR10	ARM-10	FUEL POOL PP AREA	1.1	mR/hr	N/A	15.0	GOOD
PAR08	ARM-08	RWCU RECIR PP AREA	4.0	mR/hr	N/A	5.00	GOOD
PAR13	ARM-13	NEW FUEL CRIT MON	0.3	mR/hr	N/A	15.00	GOOD
PAR11	ARM-11	RX BLDG SAMPLE SET	1.1	mR/hr	N/A	15.00	GOOD
PAR12	ARM-12	RECIRC FAN RM	0.1	mR/hr	N/A	15.00	GOOD
PAR14	ARM-14	SPNT FUEL CRIT MON	1.3	mR/hr	N/A	15.0	GOOD
PAR15	ARM-15	RFUEL FLR-SOUTH	0.2	mR/hr	N/A	4.0	GOOD
PAR42	ARM-42	RFUEL FLR-WEST	0.4	mR/hr	N/A	4.00	GOOD

11/02/2000 04:55 PM

GROUP DISPLAY FOR E_TRBRAD
TURB BLDG AREA RAD MON E-PLAN

POINT ID		DESCRIPTION	CURRENT VALUE	UNITS	LOW ALARM COUNTS	HIGH/ALARM SENSOR	QUAL
PAR17	ARM-17	COND PUMP AREA	1.2	mR/hr	N/A	50	GOOD
PAR07	ARM-07	OFFGAS BYP AREA	4.1	mR/hr	N/A	200	GOOD
PAR18	ARM-18	RFP AT RB ACCESS	0.9	mR/hr	N/A	15	GOOD
PAR40	ARM-40	S&A ACC TB 676	0.1	mR/hr	N/A	5	GOOD
PAR19	ARM-19	SJAE ROOM	264.9	mR/hr	N/A	900	GOOD
PAR20	ARM-20	FW HTRS AT 2C101	0.4	mR/hr	N/A	100	GOOD
PAR21	ARM-21	RECR MG SET AREA	1.6	mR/hr	N/A	15	GOOD
PAR24	ARM-24	TURBINE FRON END	0.5	mR/hr	N/A	5	GOOD
PAR22	ARM-22	GEN BAY AREA	0.8	mR/hr	N/A	5	GOOD
PAR23	ARM-23	TB HVAC EQUIP ROOM	0.3	mR/hr	N/A	5	GOOD

11/02/2000 05:00 PM

GROUP DISPLAY FOR E_RXBRAD
E-PLAN RX BLDG AREA RAD MONITORS

POINT ID		DESCRIPTION	CURRENT VALUE	UNITS	LOW ALARM COUNTS	HIGH/ALARM SENSOR	QUAL
PAR04	ARM-04	RB/RW SUMP AREA	1.9	mR/hr	N/A	15.0	GOOD
PAR25	ARM-25	RHR A*C PMP RM	13.1	mR/hr	N/A	50.0	GOOD
PAR01	ARM-01	RHR B*D PP ROOM	9.8	mR/hr	N/A	50.0	GOOD
PAR02	ARM-02	RCIC PP*TURB RM	0.2	mR/hr	N/A	4.00	GOOD
PAR03	ARM-03	HPCI RM	1.7	mR/hr	N/A	4.00	GOOD
PAR36	ARM-36	RB RAILROAD ACC	0.1	mR/hr	N/A	4.00	GOOD
PAR16	ARM-16	REMOTE S/D RM ACC	0.1	mR/hr	N/A	2.50	GOOD
PAR06	ARM-06	CRD SOUTH	1.1	mR/hr	N/A	15.0	GOOD
PAR09	ARM-09	CRD REPAIR ROOM	0.7	mR/hr	N/A	25.0	GOOD
PAR05	ARM-05	CRD NORTH	0.4	mR/hr	N/A	15.0	GOOD
PAR41	ARM-41	TIP CHAMBER SHLD	0.4	R/hr	N/A	300.0	GOOD
PAR26	ARM-26	TIP DRIVE MECH	0.5	mR/hr	N/A	15.0	GOOD
PAR10	ARM-10	FUEL POOL PP AREA	1.0	mR/hr	N/A	15.0	GOOD
PAR08	ARM-08	RWCU RECIR PP AREA	4.0	mR/hr	N/A	5.00	GOOD
PAR13	ARM-13	NEW FUEL CRIT MON	0.3	mR/hr	N/A	15.00	GOOD
PAR11	ARM-11	RX BLDG SAMPLE SET	1.1	mR/hr	N/A	15.00	GOOD
PAR12	ARM-12	RECIRC FAN RM	0.1	mR/hr	N/A	15.00	GOOD
PAR14	ARM-14	SPNT FUEL CRIT MON	1.2	mR/hr	N/A	15.0	GOOD
PAR15	ARM-15	RFUEL FLR-SOUTH	0.2	mR/hr	N/A	4.0	GOOD
PAR42	ARM-42	RFUEL FLR-WEST	0.4	mR/hr	N/A	4.00	GOOD

11/02/2000 05:00 PM

GROUP DISPLAY FOR E_TRBRAD
TURB BLDG AREA RAD MON E-PLAN

POINT ID		DESCRIPTION	CURRENT VALUE	UNITS	LOW ALARM COUNTS	HIGH/ALARM SENSOR	QUAL
PAR17	ARM-17	COND PUMP AREA	1.2	mR/hr	N/A	50	GOOD
PAR07	ARM-07	OFFGAS BYP AREA	4.0	mR/hr	N/A	200	GOOD
PAR18	ARM-18	RFP AT RB ACCESS	0.9	mR/hr	N/A	15	GOOD
PAR40	ARM-40	S&A ACC TB 676	0.1	mR/hr	N/A	5	GOOD
PAR19	ARM-19	SJAE ROOM	263.0	mR/hr	N/A	900	GOOD
PAR20	ARM-20	FW HTRS AT 2C101	0.4	mR/hr	N/A	100	GOOD
PAR21	ARM-21	RECR MG SET AREA	1.6	mR/hr	N/A	15	GOOD
PAR24	ARM-24	TURBINE FRON END	0.5	mR/hr	N/A	5	GOOD
PAR22	ARM-22	GEN BAY AREA	0.8	mR/hr	N/A	5	GOOD
PAR23	ARM-23	TB HVAC EQUIP ROOM	0.3	mR/hr	N/A	5	GOOD

11/02/2000 05:05 PM

GROUP DISPLAY FOR E_RXBRAD
E-PLAN RX BLDG AREA RAD MONITORS

POINT ID		DESCRIPTION		CURRENT VALUE	UNITS	LOW ALARM COUNTS	HIGH/ALARM SENSOR	QUAL
PAR04	ARM-04	RB/RW SUMP AREA		1.9	mR/hr	N/A	15.0	GOOD
PAR25	ARM-25	RHR A*C PMP RM		12.8	mR/hr	N/A	50.0	GOOD
PAR01	ARM-01	RHR B*D PP ROOM		9.2	mR/hr	N/A	50.0	GOOD
PAR02	ARM-02	RCIC PP*TURB RM		0.2	mR/hr	N/A	4.00	GOOD
PAR03	ARM-03	HPCI RM	A	100.0	mR/hr	N/A	4.00	GOOD
PAR36	ARM-36	RB RAILROAD ACC		0.1	mR/hr	N/A	4.00	GOOD
PAR16	ARM-16	REMOTE S/D RM ACC		0.1	mR/hr	N/A	2.50	GOOD
PAR06	ARM-06	CRD SOUTH	A	149.0	mR/hr	N/A	15.0	GOOD
PAR09	ARM-09	CRD REPAIR ROOM		0.7	mR/hr	N/A	25.0	GOOD
PAR05	ARM-05	CRD NORTH	A	148.3	mR/hr	N/A	15.0	GOOD
PAR41	ARM-41	TIP CHAMBER SHLD.		0.4	R/hr	N/A	300.0	GOOD
PAR26	ARM-26	TIP DRIVE MECH		0.5	mR/hr	N/A	15.0	GOOD
PAR10	ARM-10	FUEL POOL PP AREA		1.1	mR/hr	N/A	15.0	GOOD
PAR08	ARM-08	RWCU RECIR PP AREA		4.0	mR/hr	N/A	5.00	GOOD
PAR13	ARM-13	NEW FUEL CRIT MON		0.3	mR/hr	N/A	15.00	GOOD
PAR11	ARM-11	RX BLDG SAMPLE SET		1.1	mR/hr	N/A	15.00	GOOD
PAR12	ARM-12	RECIRC FAN RM		0.1	mR/hr	N/A	15.00	GOOD
PAR14	ARM-14	SPNT FUEL CRIT MON		1.2	mR/hr	N/A	15.0	GOOD
PAR15	ARM-15	RFUEL FLR-SOUTH		0.2	mR/hr	N/A	4.0	GOOD
PAR42	ARM-42	RFUEL FLR-WEST		0.4	mR/hr	N/A	4.00	GOOD

11/02/2000 05:05 PM

GROUP DISPLAY FOR E_TRBRAD
TURB BLDG AREA RAD MON E-PLAN

POINT ID		DESCRIPTION	CURRENT VALUE	UNITS	LOW ALARM COUNTS	HIGH/ALARM SENSOR	QUAL
PAR17	ARM-17	COND PUMP AREA	1.2	mR/hr	N/A	50	GOOD
PAR07	ARM-07	OFFGAS BYP AREA	4.1	mR/hr	N/A	200	GOOD
PAR18	ARM-18	RFP AT RB ACCESS	0.9	mR/hr	N/A	15	GOOD
PAR40	ARM-40	S&A ACC TB 676	0.1	mR/hr	N/A	5	GOOD
PAR19	ARM-19	SJAE ROOM	263.5	mR/hr	N/A	900	GOOD
PAR20	ARM-20	FW HTRS AT 2C101	0.4	mR/hr	N/A	100	GOOD
PAR21	ARM-21	RECR MG SET AREA	1.6	mR/hr	N/A	15	GOOD
PAR24	ARM-24	TURBINE FRON END	0.5	mR/hr	N/A	5	GOOD
PAR22	ARM-22	GEN BAY AREA	0.8	mR/hr	N/A	5	GOOD
PAR23	ARM-23	TB HVAC EQUIP ROOM	0.3	mR/hr	N/A	5	GOOD

11/02/2000 05:10 PM

GROUP DISPLAY FOR E_RXBRAD
E-PLAN RX BLDG AREA RAD MONITORS

POINT ID		DESCRIPTION		CURRENT VALUE	UNITS	LOW ALARM COUNTS	HIGH/ALARM SENSOR	QUAL
PAR04	ARM-04	RB/RW SUMP AREA		1.9	mR/hr	N/A	15.0	GOOD
PAR25	ARM-25	RHR A*C PMP RM		12.2	mR/hr	N/A	50.0	GOOD
PAR01	ARM-01	RHR B*D PP ROOM		9.7	mR/hr	N/A	50.0	GOOD
PAR02	ARM-02	RCIC PP*TURB RM		0.2	mR/hr	N/A	4.00	GOOD
PAR03	ARM-03	HPCI RM	A	100.0	mR/hr	N/A	4.00	GOOD
PAR36	ARM-36	RB RAILROAD ACC		0.1	mR/hr	N/A	4.00	GOOD
PAR16	ARM-16	REMOTE S/D RM ACC		0.1	mR/hr	N/A	2.50	GOOD
PAR06	ARM-06	CRD SOUTH	A	144.6	mR/hr	N/A	15.0	GOOD
PAR09	ARM-09	CRD REPAIR ROOM		0.7	mR/hr	N/A	25.0	GOOD
PAR05	ARM-05	CRD NORTH	A	143.9	mR/hr	N/A	15.0	GOOD
PAR41	ARM-41	TIP CHAMBER SHLD		0.4	R/hr	N/A	300.0	GOOD
PAR26	ARM-26	TIP DRIVE MECH		0.5	mR/hr	N/A	15.0	GOOD
PAR10	ARM-10	FUEL POOL PP AREA		1.1	mR/hr	N/A	15.0	GOOD
PAR08	ARM-08	RWCU RECIR PP AREA		4.0	mR/hr	N/A	5.00	GOOD
PAR13	ARM-13	NEW FUEL CRIT MON		0.3	mR/hr	N/A	15.00	GOOD
PAR11	ARM-11	RX BLDG SAMPLE SET		1.1	mR/hr	N/A	15.00	GOOD
PAR12	ARM-12	RECIRC FAN RM		0.1	mR/hr	N/A	15.00	GOOD
PAR14	ARM-14	SPNT FUEL CRIT MON		1.2	mR/hr	N/A	15.0	GOOD
PAR15	ARM-15	RFUEL FLR-SOUTH		0.2	mR/hr	N/A	4.0	GOOD
PAR42	ARM-42	RFUEL FLR-WEST		0.4	mR/hr	N/A	4.00	GOOD

11/02/2000 05:10 PM

GROUP DISPLAY FOR E_TRBRAD
TURB BLDG AREA RAD MON E-PLAN

POINT ID		DESCRIPTION	CURRENT VALUE	UNITS	LOW ALARM COUNTS	HIGH/ALARM SENSOR	QUAL
PAR17	ARM-17	COND PUMP AREA	1.2	mR/hr	N/A	50	GOOD
PAR07	ARM-07	OFFGAS BYP AREA	4.1	mR/hr	N/A	200	GOOD
PAR18	ARM-18	RFP AT RB ACCESS	0.9	mR/hr	N/A	15	GOOD
PAR40	ARM-40	S&A ACC TB 676	0.1	mR/hr	N/A	5	GOOD
PAR19	ARM-19	SJAE ROOM	267.4	mR/hr	N/A	900	GOOD
PAR20	ARM-20	FW HTRS AT 2C101	0.4	mR/hr	N/A	100	GOOD
PAR21	ARM-21	RECR MG SET AREA	1.6	mR/hr	N/A	15	GOOD
PAR24	ARM-24	TURBINE FRON END	0.5	mR/hr	N/A	5	GOOD
PAR22	ARM-22	GEN BAY AREA	0.8	mR/hr	N/A	5	GOOD
PAR23	ARM-23	TB HVAC EQUIP ROOM	0.3	mR/hr	N/A	5	GOOD

11/02/2000 05:15 PM

GROUP DISPLAY FOR E_RXBRAD
E-PLAN RX BLDG AREA RAD MONITORS

POINT ID		DESCRIPTION		CURRENT VALUE	UNITS	LOW ALARM COUNTS	HIGH/ALARM SENSOR	QUAL
PAR04	ARM-04	RB/RW SUMP AREA		1.9	mR/hr	N/A	15.0	GOOD
PAR25	ARM-25	RHR A*C PMP RM		12.3	mR/hr	N/A	50.0	GOOD
PAR01	ARM-01	RHR B*D PP ROOM		9.8	mR/hr	N/A	50.0	GOOD
PAR02	ARM-02	RCIC PP*TURB RM		0.2	mR/hr	N/A	4.00	GOOD
PAR03	ARM-03	HPCI RM	A	100.0	mR/hr	N/A	4.00	GOOD
PAR36	ARM-36	RB RAILROAD ACC		0.1	mR/hr	N/A	4.00	GOOD
PAR16	ARM-16	REMOTE S/D RM ACC		0.1	mR/hr	N/A	2.50	GOOD
PAR06	ARM-06	CRD SOUTH	A	140.2	mR/hr	N/A	15.0	GOOD
PAR09	ARM-09	CRD REPAIR ROOM		0.7	mR/hr	N/A	25.0	GOOD
PAR05	ARM-05	CRD NORTH	A	139.6	mR/hr	N/A	15.0	GOOD
PAR41	ARM-41	TIP CHAMBER SHLD		0.4	R/hr	N/A	300.0	GOOD
PAR26	ARM-26	TIP DRIVE MECH		0.5	mR/hr	N/A	15.0	GOOD
PAR10	ARM-10	FUEL POOL PP AREA		1.1	mR/hr	N/A	15.0	GOOD
PAR08	ARM-08	RWCU RECIR PP AREA		4.0	mR/hr	N/A	5.00	GOOD
PAR13	ARM-13	NEW FUEL CRIT MON		0.3	mR/hr	N/A	15.00	GOOD
PAR11	ARM-11	RX BLDG SAMPLE SET		1.1	mR/hr	N/A	15.00	GOOD
PAR12	ARM-12	RECIRC FAN RM		0.1	mR/hr	N/A	15.00	GOOD
PAR14	ARM-14	SPNT FUEL CRIT MON		1.3	mR/hr	N/A	15.0	GOOD
PAR15	ARM-15	RFUEL FLR-SOUTH		0.2	mR/hr	N/A	4.0	GOOD
PAR42	ARM-42	RFUEL FLR-WEST		0.4	mR/hr	N/A	4.00	GOOD

11/02/2000 05:15 PM

GROUP DISPLAY FOR E_TRBRAD
TURB BLDG AREA RAD MON E-PLAN

POINT ID		DESCRIPTION	CURRENT VALUE	UNITS	LOW ALARM COUNTS	HIGH/ALARM SENSOR	QUAL
PAR17	ARM-17	COND PUMP AREA	1.2	mR/hr	N/A	50	GOOD
PAR07	ARM-07	OFFGAS BYP AREA	4.0	mR/hr	N/A	200	GOOD
PAR18	ARM-18	RFP AT RB ACCESS	0.9	mR/hr	N/A	15	GOOD
PAR40	ARM-40	S&A ACC TB 676	0.1	mR/hr	N/A	5	GOOD
PAR19	ARM-19	SJAE ROOM	266.6	mR/hr	N/A	900	GOOD
PAR20	ARM-20	FW HTRS AT 2C101	0.4	mR/hr	N/A	100	GOOD
PAR21	ARM-21	RECR MG SET AREA	1.6	mR/hr	N/A	15	GOOD
PAR24	ARM-24	TURBINE FRON END	0.5	mR/hr	N/A	5	GOOD
PAR22	ARM-22	GEN BAY AREA	0.8	mR/hr	N/A	5	GOOD
PAR23	ARM-23	TB HVAC EQUIP ROOM	0.3	mR/hr	N/A	5	GOOD

11/02/2000 05:20 PM

GROUP DISPLAY FOR E_RXBRAD
E-PLAN RX BLDG AREA RAD MONITORS

POINT ID		DESCRIPTION		CURRENT VALUE	UNITS	LOW ALARM COUNTS	HIGH/ALARM SENSOR	QUAL
PAR04	ARM-04	RB/RW SUMP AREA		1.8	mR/hr	N/A	15.0	GOOD
PAR25	ARM-25	RHR A*C PMP RM		12.7	mR/hr	N/A	50.0	GOOD
PAR01	ARM-01	RHR B*D PP ROOM		10.1	mR/hr	N/A	50.0	GOOD
PAR02	ARM-02	RCIC PP*TURB RM		0.2	mR/hr	N/A	4.00	GOOD
PAR03	ARM-03	HPCI RM	A	100.0	mR/hr	N/A	4.00	GOOD
PAR36	ARM-36	RB RAILROAD ACC		0.1	mR/hr	N/A	4.00	GOOD
PAR16	ARM-16	REMOTE S/D RM ACC		0.1	mR/hr	N/A	2.50	GOOD
PAR06	ARM-06	CRD SOUTH	A	136.1	mR/hr	N/A	15.0	GOOD
PAR09	ARM-09	CRD REPAIR ROOM		0.7	mR/hr	N/A	25.0	GOOD
PAR05	ARM-05	CRD NORTH	A	135.4	mR/hr	N/A	15.0	GOOD
PAR41	ARM-41	TIP CHAMBER SHLD		0.4	R/hr	N/A	300.0	GOOD
PAR26	ARM-26	TIP DRIVE MECH		0.5	mR/hr	N/A	15.0	GOOD
PAR10	ARM-10	FUEL POOL PP AREA		1.1	mR/hr	N/A	15.0	GOOD
PAR08	ARM-08	RWCU RECIR PP AREA		4.0	mR/hr	N/A	5.00	GOOD
PAR13	ARM-13	NEW FUEL CRIT MON		0.3	mR/hr	N/A	15.00	GOOD
PAR11	ARM-11	RX BLDG SAMPLE SET		1.1	mR/hr	N/A	15.00	GOOD
PAR12	ARM-12	RECIRC FAN RM		0.1	mR/hr	N/A	15.00	GOOD
PAR14	ARM-14	SPNT FUEL CRIT MON		1.2	mR/hr	N/A	15.0	GOOD
PAR15	ARM-15	RFUEL FLR-SOUTH		0.2	mR/hr	N/A	4.0	GOOD
PAR42	ARM-42	RFUEL FLR-WEST		0.4	mR/hr	N/A	4.00	GOOD

11/02/2000 05:20 PM

GROUP DISPLAY FOR E_TRBRAD
TURB BLDG AREA RAD MON E-PLAN

POINT ID		DESCRIPTION	CURRENT VALUE	UNITS	LOW ALARM COUNTS	HIGH/ALARM SENSOR	QUAL
PAR17	ARM-17	COND PUMP AREA	1.2	mR/hr	N/A	50	GOOD
PAR07	ARM-07	OFFGAS BYP AREA	4.1	mR/hr	N/A	200	GOOD
PAR18	ARM-18	RFP AT RB ACCESS	0.9	mR/hr	N/A	15	GOOD
PAR40	ARM-40	S&A ACC TB 676	0.1	mR/hr	N/A	5	GOOD
PAR19	ARM-19	SJAE ROOM	265.2	mR/hr	N/A	900	GOOD
PAR20	ARM-20	FW HTRS AT 2C101	0.4	mR/hr	N/A	100	GOOD
PAR21	ARM-21	RECR MG SET AREA	1.6	mR/hr	N/A	15	GOOD
PAR24	ARM-24	TURBINE FRON END	0.5	mR/hr	N/A	5	GOOD
PAR22	ARM-22	GEN BAY AREA	0.8	mR/hr	N/A	5	GOOD
PAR23	ARM-23	TB HVAC EQUIP ROOM	0.3	mR/hr	N/A	5	GOOD

11/02/2000 05:25 PM

GROUP DISPLAY FOR E_RXBRAD
E-PLAN RX BLDG AREA RAD MONITORS

POINT ID		DESCRIPTION		CURRENT VALUE	UNITS	LOW ALARM COUNTS	HIGH/ALARM SENSOR	QUAL
PAR04	ARM-04	RB/RW SUMP AREA		1.9	mR/hr	N/A	15.0	GOOD
PAR25	ARM-25	RHR A*C PMP RM		12.8	mR/hr	N/A	50.0	GOOD
PAR01	ARM-01	RHR B*D PP ROOM		9.7	mR/hr	N/A	50.0	GOOD
PAR02	ARM-02	RCIC PP*TURB RM		0.2	mR/hr	N/A	4.00	GOOD
PAR03	ARM-03	HPCI RM	A	100.0	mR/hr	N/A	4.00	GOOD
PAR36	ARM-36	RB RAILROAD ACC		0.1	mR/hr	N/A	4.00	GOOD
PAR16	ARM-16	REMOTE S/D RM ACC		0.1	mR/hr	N/A	2.50	GOOD
PAR06	ARM-06	CRD SOUTH	A	132.0	mR/hr	N/A	15.0	GOOD
PAR09	ARM-09	CRD REPAIR ROOM		0.7	mR/hr	N/A	25.0	GOOD
PAR05	ARM-05	CRD NORTH	A	131.4	mR/hr	N/A	15.0	GOOD
PAR41	ARM-41	TIP CHAMBER SHLD		0.4	R/hr	N/A	300.0	GOOD
PAR26	ARM-26	TIP DRIVE MECH		0.5	mR/hr	N/A	15.0	GOOD
PAR10	ARM-10	FUEL POOL PP AREA		1.1	mR/hr	N/A	15.0	GOOD
PAR08	ARM-08	RWCU RECIR PP AREA		4.0	mR/hr	N/A	5.00	GOOD
PAR13	ARM-13	NEW FUEL CRIT MON		0.3	mR/hr	N/A	15.00	GOOD
PAR11	ARM-11	RX BLDG SAMPLE SET		1.1	mR/hr	N/A	15.00	GOOD
PAR12	ARM-12	RECIRC FAN RM		0.1	mR/hr	N/A	15.00	GOOD
PAR14	ARM-14	SPNT FUEL CRIT MON		1.2	mR/hr	N/A	15.0	GOOD
PAR15	ARM-15	RFUEL FLR-SOUTH		0.2	mR/hr	N/A	4.0	GOOD
PAR42	ARM-42	RFUEL FLR-WEST		0.4	mR/hr	N/A	4.00	GOOD

11/02/2000 05:25 PM

GROUP DISPLAY FOR E_TRBRAD
TURB BLDG AREA RAD MON E-PLAN

POINT ID		DESCRIPTION	CURRENT VALUE	UNITS	LOW ALARM COUNTS	HIGH/ALARM SENSOR	QUAL
PAR17	ARM-17	COND PUMP AREA	1.2	mR/hr	N/A	50	GOOD
PAR07	ARM-07	OFFGAS BYP AREA	4.1	mR/hr	N/A	200	GOOD
PAR18	ARM-18	RFP AT RB ACCESS	0.9	mR/hr	N/A	15	GOOD
PAR40	ARM-40	S&A ACC TB 676	0.1	mR/hr	N/A	5	GOOD
PAR19	ARM-19	SJAE ROOM	260.7	mR/hr	N/A	900	GOOD
PAR20	ARM-20	FW HTRS AT 2C101	0.4	mR/hr	N/A	100	GOOD
PAR21	ARM-21	RECR MG SET AREA	1.6	mR/hr	N/A	15	GOOD
PAR24	ARM-24	TURBINE FRON END	0.5	mR/hr	N/A	5	GOOD
PAR22	ARM-22	GEN BAY AREA	0.8	mR/hr	N/A	5	GOOD
PAR23	ARM-23	TB HVAC EQUIP ROOM	0.3	mR/hr	N/A	5	GOOD

11/02/2000 05:30 PM

GROUP DISPLAY FOR E_RXBRAD
E-PLAN RX BLDG AREA RAD MONITORS

POINT ID		DESCRIPTION		CURRENT VALUE	UNITS	LOW ALARM COUNTS	HIGH/ALARM SENSOR	QUAL
PAR04	ARM-04	RB/RW SUMP AREA		1.9	mR/hr	N/A	15.0	GOOD
PAR25	ARM-25	RHR A*C PMP RM		12.3	mR/hr	N/A	50.0	GOOD
PAR01	ARM-01	RHR B*D PP ROOM		9.2	mR/hr	N/A	50.0	GOOD
PAR02	ARM-02	RCIC PP*TURB RM		0.2	mR/hr	N/A	4.00	GOOD
PAR03	ARM-03	HPCI RM	A	100.0	mR/hr	N/A	4.00	GOOD
PAR36	ARM-36	RB RAILROAD ACC		0.1	mR/hr	N/A	4.00	GOOD
PAR16	ARM-16	REMOTE S/D RM ACC		0.1	mR/hr	N/A	2.50	GOOD
PAR06	ARM-06	CRD SOUTH	A	128.0	mR/hr	N/A	15.0	GOOD
PAR09	ARM-09	CRD REPAIR ROOM		0.7	mR/hr	N/A	25.0	GOOD
PAR05	ARM-05	CRD NORTH	A	127.4	mR/hr	N/A	15.0	GOOD
PAR41	ARM-41	TIP CHAMBER SHLD		0.4	R/hr	N/A	300.0	GOOD
PAR26	ARM-26	TIP DRIVE MECH		0.5	mR/hr	N/A	15.0	GOOD
PAR10	ARM-10	FUEL POOL PP AREA		1.1	mR/hr	N/A	15.0	GOOD
PAR08	ARM-08	RWCU RECIR PP AREA		4.0	mR/hr	N/A	5.00	GOOD
PAR13	ARM-13	NEW FUEL CRIT MON		0.3	mR/hr	N/A	15.00	GOOD
PAR11	ARM-11	RX BLDG SAMPLE SET		1.1	mR/hr	N/A	15.00	GOOD
PAR12	ARM-12	RECIRC FAN RM		0.1	mR/hr	N/A	15.00	GOOD
PAR14	ARM-14	SPNT FUEL CRIT MON		1.3	mR/hr	N/A	15.0	GOOD
PAR15	ARM-15	RFUEL FLR-SOUTH		0.2	mR/hr	N/A	4.0	GOOD
PAR42	ARM-42	RFUEL FLR-WEST		0.4	mR/hr	N/A	4.00	GOOD

11/02/2000 05:30 PM

GROUP DISPLAY FOR E_TRBRAD
TURB BLDG AREA RAD MON E-PLAN

POINT ID		DESCRIPTION	CURRENT VALUE	UNITS	LOW ALARM COUNTS	HIGH/ALARM SENSOR	QUAL
PAR17	ARM-17	COND PUMP AREA	1.2	mR/hr	N/A	50	GOOD
PAR07	ARM-07	OFFGAS BYP AREA	4.1	mR/hr	N/A	200	GOOD
PAR18	ARM-18	RFP AT RB ACCESS	0.9	mR/hr	N/A	15	GOOD
PAR40	ARM-40	S&A ACC TB 676	0.1	mR/hr	N/A	5	GOOD
PAR19	ARM-19	SJAE ROOM	268.9	mR/hr	N/A	900	GOOD
PAR20	ARM-20	FW HTRS AT 2C101	0.4	mR/hr	N/A	100	GOOD
PAR21	ARM-21	RECR MG SET AREA	1.6	mR/hr	N/A	15	GOOD
PAR24	ARM-24	TURBINE FRON END	0.5	mR/hr	N/A	5	GOOD
PAR22	ARM-22	GEN BAY AREA	0.8	mR/hr	N/A	5	GOOD
PAR23	ARM-23	TB HVAC EQUIP ROOM	0.3	mR/hr	N/A	5	GOOD

11/02/2000 05:35 PM

GROUP DISPLAY FOR E_RXBRAD
E-PLAN RX BLDG AREA RAD MONITORS

POINT ID		DESCRIPTION		CURRENT VALUE	UNITS	LOW ALARM COUNTS	HIGH/ALARM SENSOR	QUAL
PAR04	ARM-04	RB/RW SUMP AREA		1.8	mR/hr	N/A	15.0	GOOD
PAR25	ARM-25	RHR A*C PMP RM		12.5	mR/hr	N/A	50.0	GOOD
PAR01	ARM-01	RHR B*D PP ROOM		9.6	mR/hr	N/A	50.0	GOOD
PAR02	ARM-02	RCIC PP*TURB RM		0.2	mR/hr	N/A	4.00	GOOD
PAR03	ARM-03	HPCI RM	A	100.0	mR/hr	N/A	4.00	GOOD
PAR36	ARM-36	RB RAILROAD ACC		0.1	mR/hr	N/A	4.00	GOOD
PAR16	ARM-16	REMOTE S/D RM ACC		0.1	mR/hr	N/A	2.50	GOOD
PAR06	ARM-06	CRD SOUTH	A	124.3	mR/hr	N/A	15.0	GOOD
PAR09	ARM-09	CRD REPAIR ROOM		0.7	mR/hr	N/A	25.0	GOOD
PAR05	ARM-05	CRD NORTH	A	123.6	mR/hr	N/A	15.0	GOOD
PAR41	ARM-41	TIP CHAMBER SHLD		0.4	R/hr	N/A	300.0	GOOD
PAR26	ARM-26	TIP DRIVE MECH		0.5	mR/hr	N/A	15.0	GOOD
PAR10	ARM-10	FUEL POOL PP AREA		1.0	mR/hr	N/A	15.0	GOOD
PAR08	ARM-08	RWCU RECIR PP AREA		4.0	mR/hr	N/A	5.00	GOOD
PAR13	ARM-13	NEW FUEL CRIT MON		0.3	mR/hr	N/A	15.00	GOOD
PAR11	ARM-11	RX BLDG SAMPLE SET		1.2	mR/hr	N/A	15.00	GOOD
PAR12	ARM-12	RECIRC FAN RM		0.1	mR/hr	N/A	15.00	GOOD
PAR14	ARM-14	SPNT FUEL CRIT MON		1.3	mR/hr	N/A	15.0	GOOD
PAR15	ARM-15	RFUEL FLR-SOUTH		0.2	mR/hr	N/A	4.0	GOOD
PAR42	ARM-42	RFUEL FLR-WEST		0.4	mR/hr	N/A	4.00	GOOD

11/02/2000 05:35 PM

GROUP DISPLAY FOR E_TRBRAD
TURB BLDG AREA RAD MON E-PLAN

POINT ID		DESCRIPTION	CURRENT VALUE	UNITS	LOW ALARM COUNTS	HIGH/ALARM SENSOR	QUAL
PAR17	ARM-17	COND PUMP AREA	1.2	mR/hr	N/A	50	GOOD
PAR07	ARM-07	OFFGAS BYP AREA	4.0	mR/hr	N/A	200	GOOD
PAR18	ARM-18	RFP AT RB ACCESS	0.9	mR/hr	N/A	15	GOOD
PAR40	ARM-40	S&A ACC TB 676	0.1	mR/hr	N/A	5	GOOD
PAR19	ARM-19	SJAE ROOM	260.3	mR/hr	N/A	900	GOOD
PAR20	ARM-20	FW HTRS AT 2C101	0.4	mR/hr	N/A	100	GOOD
PAR21	ARM-21	RECR MG SET AREA	1.6	mR/hr	N/A	15	GOOD
PAR24	ARM-24	TURBINE FRON END	0.5	mR/hr	N/A	5	GOOD
PAR22	ARM-22	GEN BAY AREA	0.8	mR/hr	N/A	5	GOOD
PAR23	ARM-23	TB HVAC EQUIP ROOM	0.3	mR/hr	N/A	5	GOOD

11/02/2000 05:40 PM

GROUP DISPLAY FOR E_RXBRAD
E-PLAN RX BLDG AREA RAD MONITORS

POINT ID		DESCRIPTION		CURRENT VALUE	UNITS	LOW ALARM COUNTS	HIGH/ALARM SENSOR	QUAL
PAR04	ARM-04	RB/RW SUMP AREA		1.9	mR/hr	N/A	15.0	GOOD
PAR25	ARM-25	RHR A*C PMP RM		13.0	mR/hr	N/A	50.0	GOOD
PAR01	ARM-01	RHR B*D PP ROOM		10.0	mR/hr	N/A	50.0	GOOD
PAR02	ARM-02	RCIC PP*TURB RM		0.2	mR/hr	N/A	4.00	GOOD
PAR03	ARM-03	HPCI RM	A	100.0	mR/hr	N/A	4.00	GOOD
PAR36	ARM-36	RB RAILROAD ACC		0.1	mR/hr	N/A	4.00	GOOD
PAR16	ARM-16	REMOTE S/D RM ACC		0.1	mR/hr	N/A	2.50	GOOD
PAR06	ARM-06	CRD SOUTH	A	120.6	mR/hr	N/A	15.0	GOOD
PAR09	ARM-09	CRD REPAIR ROOM		0.7	mR/hr	N/A	25.0	GOOD
PAR05	ARM-05	CRD NORTH	A	119.9	mR/hr	N/A	15.0	GOOD
PAR41	ARM-41	TIP CHAMBER SHLD		0.4	R/hr	N/A	300.0	GOOD
PAR26	ARM-26	TIP DRIVE MECH		0.5	mR/hr	N/A	15.0	GOOD
PAR10	ARM-10	FUEL POOL PP AREA		1.0	mR/hr	N/A	15.0	GOOD
PAR08	ARM-08	RWCU RECIR PP AREA		4.0	mR/hr	N/A	5.00	GOOD
PAR13	ARM-13	NEW FUEL CRIT MON		0.3	mR/hr	N/A	15.00	GOOD
PAR11	ARM-11	RX BLDG SAMPLE SET		1.1	mR/hr	N/A	15.00	GOOD
PAR12	ARM-12	RECIRC FAN RM		0.1	mR/hr	N/A	15.00	GOOD
PAR14	ARM-14	SPNT FUEL CRIT MON		1.3	mR/hr	N/A	15.0	GOOD
PAR15	ARM-15	RFUEL FLR-SOUTH		0.2	mR/hr	N/A	4.0	GOOD
PAR42	ARM-42	RFUEL FLR-WEST		0.4	mR/hr	N/A	4.00	GOOD

11/02/2000 05:40 PM

GROUP DISPLAY FOR E_TRBRAD
TURB BLDG AREA RAD MON E-PLAN

POINT ID		DESCRIPTION	CURRENT VALUE	UNITS	LOW ALARM COUNTS	HIGH/ALARM SENSOR	QUAL
PAR17	ARM-17	COND PUMP AREA	1.2	mR/hr	N/A	50	GOOD
PAR07	ARM-07	OFFGAS BYP AREA	4.1	mR/hr	N/A	200	GOOD
PAR18	ARM-18	RFP AT RB ACCESS	0.9	mR/hr	N/A	15	GOOD
PAR40	ARM-40	S&A ACC TB 676	0.1	mR/hr	N/A	5	GOOD
PAR19	ARM-19	SJAE ROOM	263.7	mR/hr	N/A	900	GOOD
PAR20	ARM-20	FW HTRS AT 2C101	0.4	mR/hr	N/A	100	GOOD
PAR21	ARM-21	RECR MG SET AREA	1.6	mR/hr	N/A	15	GOOD
PAR24	ARM-24	TURBINE FRON END	0.5	mR/hr	N/A	5	GOOD
PAR22	ARM-22	GEN BAY AREA	0.8	mR/hr	N/A	5	GOOD
PAR23	ARM-23	TB HVAC EQUIP ROOM	0.3	mR/hr	N/A	5	GOOD

11/02/2000 05:45 PM

GROUP DISPLAY FOR E_RXBRAD
E-PLAN RX BLDG AREA RAD MONITORS

POINT ID		DESCRIPTION		CURRENT VALUE	UNITS	LOW ALARM COUNTS	HIGH/ALARM SENSOR	QUAL
PAR04	ARM-04	RB/RW SUMP AREA		1.9	mR/hr	N/A	15.0	GOOD
PAR25	ARM-25	RHR A*C PMP RM		12.4	mR/hr	N/A	50.0	GOOD
PAR01	ARM-01	RHR B*D PP ROOM		9.4	mR/hr	N/A	50.0	GOOD
PAR02	ARM-02	RCIC PP*TURB RM		0.2	mR/hr	N/A	4.00	GOOD
PAR03	ARM-03	HPCI RM	A	100.0	mR/hr	N/A	4.00	GOOD
PAR36	ARM-36	RB RAILROAD ACC		0.1	mR/hr	N/A	4.00	GOOD
PAR16	ARM-16	REMOTE S/D RM ACC		0.1	mR/hr	N/A	2.50	GOOD
PAR06	ARM-06	CRD SOUTH	A	117.0	mR/hr	N/A	15.0	GOOD
PAR09	ARM-09	CRD REPAIR ROOM		0.7	mR/hr	N/A	25.0	GOOD
PAR05	ARM-05	CRD NORTH	A	116.3	mR/hr	N/A	15.0	GOOD
PAR41	ARM-41	TIP CHAMBER SHLD		0.4	R/hr	N/A	300.0	GOOD
PAR26	ARM-26	TIP DRIVE MECH		0.5	mR/hr	N/A	15.0	GOOD
PAR10	ARM-10	FUEL POOL PP AREA		1.1	mR/hr	N/A	15.0	GOOD
PAR08	ARM-08	RWCU RECIR PP AREA		4.0	mR/hr	N/A	5.00	GOOD
PAR13	ARM-13	NEW FUEL CRIT MON		0.3	mR/hr	N/A	15.00	GOOD
PAR11	ARM-11	RX BLDG SAMPLE SET		1.1	mR/hr	N/A	15.00	GOOD
PAR12	ARM-12	RECIRC FAN RM		0.1	mR/hr	N/A	15.00	GOOD
PAR14	ARM-14	SPNT FUEL CRIT MON		1.2	mR/hr	N/A	15.0	GOOD
PAR15	ARM-15	RFUEL FLR-SOUTH		0.2	mR/hr	N/A	4.0	GOOD
PAR42	ARM-42	RFUEL FLR-WEST		0.4	mR/hr	N/A	4.00	GOOD

11/02/2000 05:45 PM

GROUP DISPLAY FOR E_TRBRAD
TURB BLDG AREA RAD MON E-PLAN

POINT ID		DESCRIPTION	CURRENT VALUE	UNITS	LOW ALARM COUNTS	HIGH/ALARM SENSOR	QUAL
PAR17	ARM-17	COND PUMP AREA	1.2	mR/hr	N/A	50	GOOD
PAR07	ARM-07	OFFGAS BYP AREA	4.1	mR/hr	N/A	200	GOOD
PAR18	ARM-18	RFP AT RB ACCESS	0.9	mR/hr	N/A	15	GOOD
PAR40	ARM-40	S&A ACC TB 676	0.1	mR/hr	N/A	5	GOOD
PAR19	ARM-19	SJAE ROOM	262.8	mR/hr	N/A	900	GOOD
PAR20	ARM-20	FW HTRS AT 2C101	0.4	mR/hr	N/A	100	GOOD
PAR21	ARM-21	RECR MG SET AREA	1.6	mR/hr	N/A	15	GOOD
PAR24	ARM-24	TURBINE FRON END	0.5	mR/hr	N/A	5	GOOD
PAR22	ARM-22	GEN BAY AREA	0.8	mR/hr	N/A	5	GOOD
PAR23	ARM-23	TB HVAC EQUIP ROOM	0.3	mR/hr	N/A	5	GOOD

11/02/2000 05:50 PM

GROUP DISPLAY FOR E_RXBRAD
E-PLAN RX BLDG AREA RAD MONITORS

POINT ID		DESCRIPTION		CURRENT VALUE	UNITS	LOW ALARM COUNTS	HIGH/ALARM SENSOR	QUAL
PAR04	ARM-04	RB/RW SUMP AREA		1.9	mR/hr	N/A	15.0	GOOD
PAR25	ARM-25	RHR A*C PMP RM		28.6	mR/hr	N/A	50.0	GOOD
PAR01	ARM-01	RHR B*D PP ROOM		25.8	mR/hr	N/A	50.0	GOOD
PAR02	ARM-02	RCIC PP*TURB RM		0.9	mR/hr	N/A	4.00	GOOD
PAR03	ARM-03	HPCI RM	A	100.0	mR/hr	N/A	4.00	GOOD
PAR36	ARM-36	RB RAILROAD ACC		0.3	mR/hr	N/A	4.00	GOOD
PAR16	ARM-16	REMOTE S/D RM ACC		1.2	mR/hr	N/A	2.50	GOOD
PAR06	ARM-06	CRD SOUTH	A	113.5	mR/hr	N/A	15.0	GOOD
PAR09	ARM-09	CRD REPAIR ROOM		0.7	mR/hr	N/A	25.0	GOOD
PAR05	ARM-05	CRD NORTH	A	112.9	mR/hr	N/A	15.0	GOOD
PAR41	ARM-41	TIP CHAMBER SHLD		0.4	R/hr	N/A	300.0	GOOD
PAR26	ARM-26	TIP DRIVE MECH		0.5	mR/hr	N/A	15.0	GOOD
PAR10	ARM-10	FUEL POOL PP AREA		1.0	mR/hr	N/A	15.0	GOOD
PAR08	ARM-08	RWCU RECIR PP AREA		4.0	mR/hr	N/A	5.00	GOOD
PAR13	ARM-13	NEW FUEL CRIT MON		0.3	mR/hr	N/A	15.00	GOOD
PAR11	ARM-11	RX BLDG SAMPLE SET		1.1	mR/hr	N/A	15.00	GOOD
PAR12	ARM-12	RECIRC FAN RM		0.1	mR/hr	N/A	15.00	GOOD
PAR14	ARM-14	SPNT FUEL CRIT MON		1.3	mR/hr	N/A	15.0	GOOD
PAR15	ARM-15	RFUEL FLR-SOUTH		0.2	mR/hr	N/A	4.0	GOOD
PAR42	ARM-42	RFUEL FLR-WEST		0.4	mR/hr	N/A	4.00	GOOD

11/02/2000 05:50 PM

GROUP DISPLAY FOR E_TRBRAD
TURB BLDG AREA RAD MON E-PLAN

POINT ID		DESCRIPTION	CURRENT VALUE	UNITS	LOW ALARM COUNTS	HIGH/ALARM SENSOR	QUAL
PAR17	ARM-17	COND PUMP AREA	1.2	mR/hr	N/A	50	GOOD
PAR07	ARM-07	OFFGAS BYP AREA	4.0	mR/hr	N/A	200	GOOD
PAR18	ARM-18	RFP AT RB ACCESS	0.9	mR/hr	N/A	15	GOOD
PAR40	ARM-40	S&A ACC TB 676	0.1	mR/hr	N/A	5	GOOD
PAR19	ARM-19	SJAE ROOM	264.0	mR/hr	N/A	900	GOOD
PAR20	ARM-20	FW HTRS AT 2C101	0.4	mR/hr	N/A	100	GOOD
PAR21	ARM-21	RECR MG SET AREA	1.6	mR/hr	N/A	15	GOOD
PAR24	ARM-24	TURBINE FRON END	0.5	mR/hr	N/A	5	GOOD
PAR22	ARM-22	GEN BAY AREA	0.8	mR/hr	N/A	5	GOOD
PAR23	ARM-23	TB HVAC EQUIP ROOM	0.3	mR/hr	N/A	5	GOOD

11/02/2000 05:55 PM

GROUP DISPLAY FOR E_RXBRAD
E-PLAN RX BLDG AREA RAD MONITORS

POINT ID		DESCRIPTION		CURRENT VALUE	UNITS	LOW ALARM COUNTS	HIGH/ALARM SENSOR	QUAL
PAR04	ARM-04	RB/RW SUMP AREA		2.2	mR/hr	N/A	15.0	GOOD
PAR25	ARM-25	RHR A*C PMP RM	A	57.8	mR/hr	N/A	50.0	GOOD
PAR01	ARM-01	RHR B*D PP ROOM	A	54.8	mR/hr	N/A	50.0	GOOD
PAR02	ARM-02	RCIC PP*TURB RM		2.3	mR/hr	N/A	4.00	GOOD
PAR03	ARM-03	HPCI RM	A	100.0	mR/hr	N/A	4.00	GOOD
PAR36	ARM-36	RB RAILROAD ACC		0.6	mR/hr	N/A	4.00	GOOD
PAR16	ARM-16	REMOTE S/D RM ACC	A	3.1	mR/hr	N/A	2.50	GOOD
PAR06	ARM-06	CRD SOUTH	A	110.2	mR/hr	N/A	15.0	GOOD
PAR09	ARM-09	CRD REPAIR ROOM		0.7	mR/hr	N/A	25.0	GOOD
PAR05	ARM-05	CRD NORTH	A	109.5	mR/hr	N/A	15.0	GOOD
PAR41	ARM-41	TIP CHAMBER SHLD		0.4	R/hr	N/A	300.0	GOOD
PAR26	ARM-26	TIP DRIVE MECH		0.5	mR/hr	N/A	15.0	GOOD
PAR10	ARM-10	FUEL POOL PP AREA		1.1	mR/hr	N/A	15.0	GOOD
PAR08	ARM-08	RWCU RECIR PP AREA		4.0	mR/hr	N/A	5.00	GOOD
PAR13	ARM-13	NEW FUEL CRIT MON		0.3	mR/hr	N/A	15.00	GOOD
PAR11	ARM-11	RX BLDG SAMPLE SET		1.1	mR/hr	N/A	15.00	GOOD
PAR12	ARM-12	RECIRC FAN RM		0.1	mR/hr	N/A	15.00	GOOD
PAR14	ARM-14	SPNT FUEL CRIT MON		1.2	mR/hr	N/A	15.0	GOOD
PAR15	ARM-15	RFUEL FLR-SOUTH		0.2	mR/hr	N/A	4.0	GOOD
PAR42	ARM-42	RFUEL FLR-WEST		0.4	mR/hr	N/A	4.00	GOOD

11/02/2000 05:55 PM

GROUP DISPLAY FOR E_TRBRAD
TURB BLDG AREA RAD MON E-PLAN

POINT ID		DESCRIPTION	CURRENT VALUE	UNITS	LOW ALARM COUNTS	HIGH/ALARM SENSOR	QUAL
PAR17	ARM-17	COND PUMP AREA	1.2	mR/hr	N/A	50	GOOD
PAR07	ARM-07	OFFGAS BYP AREA	4.1	mR/hr	N/A	200	GOOD
PAR18	ARM-18	RFP AT RB ACCESS	0.9	mR/hr	N/A	15	GOOD
PAR40	ARM-40	S&A ACC TB 676	0.1	mR/hr	N/A	5	GOOD
PAR19	ARM-19	SJAE ROOM	262.2	mR/hr	N/A	900	GOOD
PAR20	ARM-20	FW HTRS AT 2C101	0.4	mR/hr	N/A	100	GOOD
PAR21	ARM-21	RECR MG SET AREA	1.6	mR/hr	N/A	15	GOOD
PAR24	ARM-24	TURBINE FRON END	0.5	mR/hr	N/A	5	GOOD
PAR22	ARM-22	GEN BAY AREA	0.8	mR/hr	N/A	5	GOOD
PAR23	ARM-23	TB HVAC EQUIP ROOM	0.3	mR/hr	N/A	5	GOOD

11/02/2000 06:00 PM

GROUP DISPLAY FOR E_RXBRAD
E-PLAN RX BLDG AREA RAD MONITORS

POINT ID		DESCRIPTION		CURRENT VALUE	UNITS	LOW ALARM COUNTS	HIGH/ALARM SENSOR	QUAL
PAR04	ARM-04	RB/RW SUMP AREA		2.5	mR/hr	N/A	15.0	GOOD
PAR25	ARM-25	RHR A*C PMP RM	A	91.3	mR/hr	N/A	50.0	GOOD
PAR01	ARM-01	RHR B*D PP ROOM	A	87.9	mR/hr	N/A	50.0	GOOD
PAR02	ARM-02	RCIC PP*TURB RM		3.8	mR/hr	N/A	4.00	GOOD
PAR03	ARM-03	HPCI RM	A	100.0	mR/hr	N/A	4.00	GOOD
PAR36	ARM-36	RB RAILROAD ACC		0.9	mR/hr	N/A	4.00	GOOD
PAR16	ARM-16	REMOTE S/D RM ACC	A	5.3	mR/hr	N/A	2.50	GOOD
PAR06	ARM-06	CRD SOUTH	A	106.9	mR/hr	N/A	15.0	GOOD
PAR09	ARM-09	CRD REPAIR ROOM		0.7	mR/hr	N/A	25.0	GOOD
PAR05	ARM-05	CRD NORTH	A	106.3	mR/hr	N/A	15.0	GOOD
PAR41	ARM-41	TIP CHAMBER SHLD		0.4	R/hr	N/A	300.0	GOOD
PAR26	ARM-26	TIP DRIVE MECH		0.5	mR/hr	N/A	15.0	GOOD
PAR10	ARM-10	FUEL POOL PP AREA		1.0	mR/hr	N/A	15.0	GOOD
PAR08	ARM-08	RWCU RECIR PP AREA		4.0	mR/hr	N/A	5.00	GOOD
PAR13	ARM-13	NEW FUEL CRIT MON		0.3	mR/hr	N/A	15.00	GOOD
PAR11	ARM-11	RX BLDG SAMPLE SET		1.2	mR/hr	N/A	15.00	GOOD
PAR12	ARM-12	RECIRC FAN RM		0.1	mR/hr	N/A	15.00	GOOD
PAR14	ARM-14	SPNT FUEL CRIT MON		1.3	mR/hr	N/A	15.0	GOOD
PAR15	ARM-15	RFUEL FLR-SOUTH		0.2	mR/hr	N/A	4.0	GOOD
PAR42	ARM-42	RFUEL FLR-WEST		0.4	mR/hr	N/A	4.00	GOOD

11/02/2000 06:00 PM

GROUP DISPLAY FOR E_TRBRAD
TURB BLDG AREA RAD MON E-PLAN

POINT ID		DESCRIPTION	CURRENT VALUE	UNITS	LOW ALARM COUNTS	HIGH/ALARM SENSOR	QUAL
PAR17	ARM-17	COND PUMP AREA	1.2	mR/hr	N/A	50	GOOD
PAR07	ARM-07	OFFGAS BYP AREA	4.1	mR/hr	N/A	200	GOOD
PAR18	ARM-18	RFP AT RB ACCESS	0.9	mR/hr	N/A	15	GOOD
PAR40	ARM-40	S&A ACC TB 676	0.1	mR/hr	N/A	5	GOOD
PAR19	ARM-19	SJAE ROOM	263.2	mR/hr	N/A	900	GOOD
PAR20	ARM-20	FW HTRS AT 2C101	0.4	mR/hr	N/A	100	GOOD
PAR21	ARM-21	RECR MG SET AREA	1.6	mR/hr	N/A	15	GOOD
PAR24	ARM-24	TURBINE FRON END	0.5	mR/hr	N/A	5	GOOD
PAR22	ARM-22	GEN BAY AREA	0.8	mR/hr	N/A	5	GOOD
PAR23	ARM-23	TB HVAC EQUIP ROOM	0.3	mR/hr	N/A	5	GOOD

11/02/2000 06:05 PM

GROUP DISPLAY FOR E_RXBRAD
E-PLAN RX BLDG AREA RAD MONITORS

POINT ID		DESCRIPTION		CURRENT VALUE	UNITS	LOW ALARM COUNTS	HIGH/ALARM SENSOR	QUAL
PAR04	ARM-04	RB/RW SUMP AREA		2.7	mR/hr	N/A	15.0	GOOD
PAR25	ARM-25	RHR A*C PMP RM	A	121.5	mR/hr	N/A	50.0	GOOD
PAR01	ARM-01	RHR B*D PP ROOM	A	117.9	mR/hr	N/A	50.0	GOOD
PAR02	ARM-02	RCIC PP*TURB RM	A	5.1	mR/hr	N/A	4.00	GOOD
PAR03	ARM-03	HPCI RM	A	100.0	mR/hr	N/A	4.00	GOOD
PAR36	ARM-36	RB RAILROAD ACC		1.2	mR/hr	N/A	4.00	GOOD
PAR16	ARM-16	REMOTE S/D RM ACC	A	7.2	mR/hr	N/A	2.50	GOOD
PAR06	ARM-06	CRD SOUTH	A	103.8	mR/hr	N/A	15.0	GOOD
PAR09	ARM-09	CRD REPAIR ROOM		0.7	mR/hr	N/A	25.0	GOOD
PAR05	ARM-05	CRD NORTH	A	103.1	mR/hr	N/A	15.0	GOOD
PAR41	ARM-41	TIP CHAMBER SHLD		0.4	R/hr	N/A	300.0	GOOD
PAR26	ARM-26	TIP DRIVE MECH		0.5	mR/hr	N/A	15.0	GOOD
PAR10	ARM-10	FUEL POOL PP AREA		1.0	mR/hr	N/A	15.0	GOOD
PAR08	ARM-08	RWCU RECIR PP AREA		4.0	mR/hr	N/A	5.00	GOOD
PAR13	ARM-13	NEW FUEL CRIT MON		0.3	mR/hr	N/A	15.00	GOOD
PAR11	ARM-11	RX BLDG SAMPLE SET		1.1	mR/hr	N/A	15.00	GOOD
PAR12	ARM-12	RECIRC FAN RM		0.1	mR/hr	N/A	15.00	GOOD
PAR14	ARM-14	SPNT FUEL CRIT MON		1.2	mR/hr	N/A	15.0	GOOD
PAR15	ARM-15	RFUEL FLR-SOUTH		0.2	mR/hr	N/A	4.0	GOOD
PAR42	ARM-42	RFUEL FLR-WEST		0.4	mR/hr	N/A	4.00	GOOD

11/02/2000 06:05 PM

GROUP DISPLAY FOR E_TRBRAD
TURB BLDG AREA RAD MON E-PLAN

POINT ID		DESCRIPTION	CURRENT VALUE	UNITS	LOW ALARM COUNTS	HIGH/ALARM SENSOR	QUAL
PAR17	ARM-17	COND PUMP AREA	1.2	mR/hr	N/A	50	GOOD
PAR07	ARM-07	OFFGAS BYP AREA	4.1	mR/hr	N/A	200	GOOD
PAR18	ARM-18	RFP AT RB ACCESS	0.9	mR/hr	N/A	15	GOOD
PAR40	ARM-40	S&A ACC TB 676	0.1	mR/hr	N/A	5	GOOD
PAR19	ARM-19	SJAE ROOM	265.1	mR/hr	N/A	900	GOOD
PAR20	ARM-20	FW HTRS AT 2C101	0.4	mR/hr	N/A	100	GOOD
PAR21	ARM-21	RECR MG SET AREA	1.6	mR/hr	N/A	15	GOOD
PAR24	ARM-24	TURBINE FRON END	0.5	mR/hr	N/A	5	GOOD
PAR22	ARM-22	GEN BAY AREA	0.8	mR/hr	N/A	5	GOOD
PAR23	ARM-23	TB HVAC EQUIP ROOM	0.3	mR/hr	N/A	5	GOOD

11/02/2000 06:10 PM

GROUP DISPLAY FOR E_RXBRAD
E-PLAN RX BLDG AREA RAD MONITORS

POINT ID		DESCRIPTION		CURRENT VALUE	UNITS	LOW ALARM COUNTS	HIGH/ALARM SENSOR	QUAL
PAR04	ARM-04	RB/RW SUMP AREA		2.9	mR/hr	N/A	15.0	GOOD
PAR25	ARM-25	RHR A*C PMP RM	A	148.2	mR/hr	N/A	50.0	GOOD
PAR01	ARM-01	RHR B*D PP ROOM	A	143.5	mR/hr	N/A	50.0	GOOD
PAR02	ARM-02	RCIC PP*TURB RM	A	6.3	mR/hr	N/A	4.00	GOOD
PAR03	ARM-03	HPCI RM	A	100.0	mR/hr	N/A	4.00	GOOD
PAR36	ARM-36	RB RAILROAD ACC		1.5	mR/hr	N/A	4.00	GOOD
PAR16	ARM-16	REMOTE S/D RM ACC	A	9.0	mR/hr	N/A	2.50	GOOD
PAR06	ARM-06	CRD SOUTH	A	100.7	mR/hr	N/A	15.0	GOOD
PAR09	ARM-09	CRD REPAIR ROOM		0.7	mR/hr	N/A	25.0	GOOD
PAR05	ARM-05	CRD NORTH	A	100.0	mR/hr	N/A	15.0	GOOD
PAR41	ARM-41	TIP CHAMBER SHLD		0.4	R/hr	N/A	300.0	GOOD
PAR26	ARM-26	TIP DRIVE MECH		0.5	mR/hr	N/A	15.0	GOOD
PAR10	ARM-10	FUEL POOL PP AREA		1.1	mR/hr	N/A	15.0	GOOD
PAR08	ARM-08	RWCU RECIR PP AREA		4.0	mR/hr	N/A	5.00	GOOD
PAR13	ARM-13	NEW FUEL CRIT MON		0.3	mR/hr	N/A	15.00	GOOD
PAR11	ARM-11	RX BLDG SAMPLE SET		1.1	mR/hr	N/A	15.00	GOOD
PAR12	ARM-12	RECIRC FAN RM		0.1	mR/hr	N/A	15.00	GOOD
PAR14	ARM-14	SPNT FUEL CRIT MON		1.3	mR/hr	N/A	15.0	GOOD
PAR15	ARM-15	RFUEL FLR-SOUTH		0.2	mR/hr	N/A	4.0	GOOD
PAR42	ARM-42	RFUEL FLR-WEST		0.4	mR/hr	N/A	4.00	GOOD

11/02/2000 06:10 PM

GROUP DISPLAY FOR E_TRBRAD
TURB BLDG AREA RAD MON E-PLAN

POINT ID		DESCRIPTION	CURRENT VALUE	UNITS	LOW ALARM COUNTS	HIGH/ALARM SENSOR	QUAL
PAR17	ARM-17	COND PUMP AREA	1.2	mR/hr	N/A	50	GOOD
PAR07	ARM-07	OFFGAS BYP AREA	4.1	mR/hr	N/A	200	GOOD
PAR18	ARM-18	RFP AT RB ACCESS	0.9	mR/hr	N/A	15	GOOD
PAR40	ARM-40	S&A ACC TB 676	0.1	mR/hr	N/A	5	GOOD
PAR19	ARM-19	SJAE ROOM	268.3	mR/hr	N/A	900	GOOD
PAR20	ARM-20	FW HTRS AT 2C101	0.4	mR/hr	N/A	100	GOOD
PAR21	ARM-21	RECR MG SET AREA	1.6	mR/hr	N/A	15	GOOD
PAR24	ARM-24	TURBINE FRON END	0.5	mR/hr	N/A	5	GOOD
PAR22	ARM-22	GEN BAY AREA	0.8	mR/hr	N/A	5	GOOD
PAR23	ARM-23	TB HVAC EQUIP ROOM	0.3	mR/hr	N/A	5	GOOD

11/02/2000 06:15 PM

GROUP DISPLAY FOR E_RXBRAD
E-PLAN RX BLDG AREA RAD MONITORS

POINT ID		DESCRIPTION		CURRENT VALUE	UNITS	LOW ALARM COUNTS	HIGH/ALARM SENSOR	QUAL
PAR04	ARM-04	RB/RW SUMP AREA		3.1	mR/hr	N/A	15.0	GOOD
PAR25	ARM-25	RHR A*C PMP RM	A	211.3	mR/hr	N/A	50.0	GOOD
PAR01	ARM-01	RHR B*D PP ROOM	A	206.9	mR/hr	N/A	50.0	GOOD
PAR02	ARM-02	RCIC PP*TURB RM	A	7.4	mR/hr	N/A	4.00	GOOD
PAR03	ARM-03	HPCI RM	A	100.0	mR/hr	N/A	4.00	GOOD
PAR36	ARM-36	RB RAILROAD ACC		1.7	mR/hr	N/A	4.00	GOOD
PAR16	ARM-16	REMOTE S/D RM ACC	A	10.5	mR/hr	N/A	2.50	GOOD
PAR06	ARM-06	CRD SOUTH	A	97.7	mR/hr	N/A	15.0	GOOD
PAR09	ARM-09	CRD REPAIR ROOM		0.7	mR/hr	N/A	25.0	GOOD
PAR05	ARM-05	CRD NORTH	A	97.0	mR/hr	N/A	15.0	GOOD
PAR41	ARM-41	TIP CHAMBER SHLD		0.4	R/hr	N/A	300.0	GOOD
PAR26	ARM-26	TIP DRIVE MECH		0.5	mR/hr	N/A	15.0	GOOD
PAR10	ARM-10	FUEL POOL PP AREA		1.1	mR/hr	N/A	15.0	GOOD
PAR08	ARM-08	RWCU RECIR PP AREA		4.0	mR/hr	N/A	5.00	GOOD
PAR13	ARM-13	NEW FUEL CRIT MON		0.3	mR/hr	N/A	15.00	GOOD
PAR11	ARM-11	RX BLDG SAMPLE SET		1.1	mR/hr	N/A	15.00	GOOD
PAR12	ARM-12	RECIRC FAN RM		0.1	mR/hr	N/A	15.00	GOOD
PAR14	ARM-14	SPNT FUEL CRIT MON		1.3	mR/hr	N/A	15.0	GOOD
PAR15	ARM-15	RFUEL FLR-SOUTH		0.2	mR/hr	N/A	4.0	GOOD
PAR42	ARM-42	RFUEL FLR-WEST		0.4	mR/hr	N/A	4.00	GOOD

11/02/2000 06:15 PM

GROUP DISPLAY FOR E_TRBRAD
TURB BLDG AREA RAD MON E-PLAN

POINT ID		DESCRIPTION	CURRENT VALUE	UNITS	LOW ALARM COUNTS	HIGH/ALARM SENSOR	QUAL
PAR17	ARM-17	COND PUMP AREA	1.2	mR/hr	N/A	50	GOOD
PAR07	ARM-07	OFFGAS BYP AREA	4.0	mR/hr	N/A	200	GOOD
PAR18	ARM-18	RFP AT RB ACCESS	0.9	mR/hr	N/A	15	GOOD
PAR40	ARM-40	S&A ACC TB 676	0.1	mR/hr	N/A	5	GOOD
PAR19	ARM-19	SJAE ROOM	266.6	mR/hr	N/A	900	GOOD
PAR20	ARM-20	FW HTRS AT 2C101	0.4	mR/hr	N/A	100	GOOD
PAR21	ARM-21	RECR MG SET AREA	1.6	mR/hr	N/A	15	GOOD
PAR24	ARM-24	TURBINE FRON END	0.5	mR/hr	N/A	5	GOOD
PAR22	ARM-22	GEN BAY AREA	0.8	mR/hr	N/A	5	GOOD
PAR23	ARM-23	TB HVAC EQUIP ROOM	0.3	mR/hr	N/A	5	GOOD

11/02/2000 06:20 PM

GROUP DISPLAY FOR E_RXBRAD
E-PLAN RX BLDG AREA RAD MONITORS

POINT ID		DESCRIPTION		CURRENT VALUE	UNITS	LOW ALARM COUNTS	HIGH/ALARM SENSOR	QUAL
PAR04	ARM-04	RB/RW SUMP AREA		3.2	mR/hr	N/A	15.0	GOOD
PAR25	ARM-25	RHR A*C PMP RM	A	237.2	mR/hr	N/A	50.0	GOOD
PAR01	ARM-01	RHR B*D PP ROOM	A	232.0	mR/hr	N/A	50.0	GOOD
PAR02	ARM-02	RCIC PP*TURB RM	A	8.3	mR/hr	N/A	4.00	GOOD
PAR03	ARM-03	HPCI RM	A	100.0	mR/hr	N/A	4.00	GOOD
PAR36	ARM-36	RB RAILROAD ACC		1.9	mR/hr	N/A	4.00	GOOD
PAR16	ARM-16	REMOTE S/D RM ACC	A	11.8	mR/hr	N/A	2.50	GOOD
PAR06	ARM-06	CRD SOUTH	A	94.8	mR/hr	N/A	15.0	GOOD
PAR09	ARM-09	CRD REPAIR ROOM		0.7	mR/hr	N/A	25.0	GOOD
PAR05	ARM-05	CRD NORTH	A	94.2	mR/hr	N/A	15.0	GOOD
PAR41	ARM-41	TIP CHAMBER SHLD		0.4	R/hr	N/A	300.0	GOOD
PAR26	ARM-26	TIP DRIVE MECH		0.5	mR/hr	N/A	15.0	GOOD
PAR10	ARM-10	FUEL POOL PP AREA		1.0	mR/hr	N/A	15.0	GOOD
PAR08	ARM-08	RWCU RECIR PP AREA		4.0	mR/hr	N/A	5.00	GOOD
PAR13	ARM-13	NEW FUEL CRIT MON		0.3	mR/hr	N/A	15.00	GOOD
PAR11	ARM-11	RX BLDG SAMPLE SET		1.1	mR/hr	N/A	15.00	GOOD
PAR12	ARM-12	RECIRC FAN RM		0.1	mR/hr	N/A	15.00	GOOD
PAR14	ARM-14	SPNT FUEL CRIT MON		1.3	mR/hr	N/A	15.0	GOOD
PAR15	ARM-15	RFUEL FLR-SOUTH		0.2	mR/hr	N/A	4.0	GOOD
PAR42	ARM-42	RFUEL FLR-WEST		0.4	mR/hr	N/A	4.00	GOOD

11/02/2000 06:20 PM

GROUP DISPLAY FOR E_TRBRAD
TURB BLDG AREA RAD MON E-PLAN

POINT ID		DESCRIPTION	CURRENT VALUE	UNITS	LOW ALARM COUNTS	HIGH/ALARM SENSOR	QUAL
PAR17	ARM-17	COND PUMP AREA	1.2	mR/hr	N/A	50	GOOD
PAR07	ARM-07	OFFGAS BYP AREA	4.0	mR/hr	N/A	200	GOOD
PAR18	ARM-18	RFP AT RB ACCESS	0.9	mR/hr	N/A	15	GOOD
PAR40	ARM-40	S&A ACC TB 676	0.1	mR/hr	N/A	5	GOOD
PAR19	ARM-19	SJAE ROOM	261.8	mR/hr	N/A	900	GOOD
PAR20	ARM-20	FW HTRS AT 2C101	0.4	mR/hr	N/A	100	GOOD
PAR21	ARM-21	RECR MG SET AREA	1.6	mR/hr	N/A	15	GOOD
PAR24	ARM-24	TURBINE FRON END	0.5	mR/hr	N/A	5	GOOD
PAR22	ARM-22	GEN BAY AREA	0.8	mR/hr	N/A	5	GOOD
PAR23	ARM-23	TB HVAC EQUIP ROOM	0.3	mR/hr	N/A	5	GOOD

11/02/2000 06:25 PM

GROUP DISPLAY FOR E_RXBRAD
E-PLAN RX BLDG AREA RAD MONITORS

POINT ID		DESCRIPTION		CURRENT VALUE	UNITS	LOW ALARM COUNTS	HIGH/ALARM SENSOR	QUAL
PAR04	ARM-04	RB/RW SUMP AREA		3.3	mR/hr	N/A	15.0	GOOD
PAR25	ARM-25	RHR A*C PMP RM	A	247.4	mR/hr	N/A	50.0	GOOD
PAR01	ARM-01	RHR B*D PP ROOM	A	242.2	mR/hr	N/A	50.0	GOOD
PAR02	ARM-02	RCIC PP*TURB RM	A	8.7	mR/hr	N/A	4.00	GOOD
PAR03	ARM-03	HPCI RM	A	100.0	mR/hr	N/A	4.00	GOOD
PAR36	ARM-36	RB RAILROAD ACC		2.0	mR/hr	N/A	4.00	GOOD
PAR16	ARM-16	REMOTE S/D RM ACC	A	12.4	mR/hr	N/A	2.50	GOOD
PAR06	ARM-06	CRD SOUTH	A	92.0	mR/hr	N/A	15.0	GOOD
PAR09	ARM-09	CRD REPAIR ROOM		0.7	mR/hr	N/A	25.0	GOOD
PAR05	ARM-05	CRD NORTH	A	91.3	mR/hr	N/A	15.0	GOOD
PAR41	ARM-41	TIP CHAMBER SHLD		0.4	R/hr	N/A	300.0	GOOD
PAR26	ARM-26	TIP DRIVE MECH		0.5	mR/hr	N/A	15.0	GOOD
PAR10	ARM-10	FUEL POOL PP AREA		1.1	mR/hr	N/A	15.0	GOOD
PAR08	ARM-08	RWCU RECIR PP AREA		4.0	mR/hr	N/A	5.00	GOOD
PAR13	ARM-13	NEW FUEL CRIT MON		0.3	mR/hr	N/A	15.00	GOOD
PAR11	ARM-11	RX BLDG SAMPLE SET		1.1	mR/hr	N/A	15.00	GOOD
PAR12	ARM-12	RECIRC FAN RM		0.1	mR/hr	N/A	15.00	GOOD
PAR14	ARM-14	SPNT FUEL CRIT MON		1.3	mR/hr	N/A	15.0	GOOD
PAR15	ARM-15	RFUEL FLR-SOUTH		0.2	mR/hr	N/A	4.0	GOOD
PAR42	ARM-42	RFUEL FLR-WEST		0.4	mR/hr	N/A	4.00	GOOD

11/02/2000 06:25 PM

GROUP DISPLAY FOR E_TRBRAD
TURB BLDG AREA RAD MON E-PLAN

POINT ID		DESCRIPTION	CURRENT VALUE	UNITS	LOW ALARM COUNTS	HIGH/ALARM SENSOR	QUAL
PAR17	ARM-17	COND PUMP AREA	1.2	mR/hr	N/A	50	GOOD
PAR07	ARM-07	OFFGAS BYP AREA	4.0	mR/hr	N/A	200	GOOD
PAR18	ARM-18	RFP AT RB ACCESS	0.9	mR/hr	N/A	15	GOOD
PAR40	ARM-40	S&A ACC TB 676	0.1	mR/hr	N/A	5	GOOD
PAR19	ARM-19	SJAE ROOM	265.3	mR/hr	N/A	900	GOOD
PAR20	ARM-20	FW HTRS AT 2C101	0.4	mR/hr	N/A	100	GOOD
PAR21	ARM-21	RECR MG SET AREA	1.6	mR/hr	N/A	15	GOOD
PAR24	ARM-24	TURBINE FRON END	0.5	mR/hr	N/A	5	GOOD
PAR22	ARM-22	GEN BAY AREA	0.8	mR/hr	N/A	5	GOOD
PAR23	ARM-23	TB HVAC EQUIP ROOM	0.3	mR/hr	N/A	5	GOOD

11/02/2000 06:30 PM

GROUP DISPLAY FOR E_RXBRAD
E-PLAN RX BLDG AREA RAD MONITORS

POINT ID		DESCRIPTION		CURRENT VALUE	UNITS	LOW ALARM COUNTS	HIGH/ALARM SENSOR	QUAL
PAR04	ARM-04	RB/RW SUMP AREA		3.4	mR/hr	N/A	15.0	GOOD
PAR25	ARM-25	RHR A*C PMP RM	A	256.7	mR/hr	N/A	50.0	GOOD
PAR01	ARM-01	RHR B*D PP ROOM	A	252.0	mR/hr	N/A	50.0	GOOD
PAR02	ARM-02	RCIC PP*TURB RM	A	9.0	mR/hr	N/A	4.00	GOOD
PAR03	ARM-03	HPCI RM	A	100.0	mR/hr	N/A	4.00	GOOD
PAR36	ARM-36	RB RAILROAD ACC		2.1	mR/hr	N/A	4.00	GOOD
PAR16	ARM-16	REMOTE S/D RM ACC	A	12.9	mR/hr	N/A	2.50	GOOD
PAR06	ARM-06	CRD SOUTH	A	89.3	mR/hr	N/A	15.0	GOOD
PAR09	ARM-09	CRD REPAIR ROOM		0.7	mR/hr	N/A	25.0	GOOD
PAR05	ARM-05	CRD NORTH	A	88.6	mR/hr	N/A	15.0	GOOD
PAR41	ARM-41	TIP CHAMBER SHLD		0.4	R/hr	N/A	300.0	GOOD
PAR26	ARM-26	TIP DRIVE MECH		0.6	mR/hr	N/A	15.0	GOOD
PAR10	ARM-10	FUEL POOL PP AREA		1.1	mR/hr	N/A	15.0	GOOD
PAR08	ARM-08	RWCU RECIR PP AREA		4.0	mR/hr	N/A	5.00	GOOD
PAR13	ARM-13	NEW FUEL CRIT MON		0.3	mR/hr	N/A	15.00	GOOD
PAR11	ARM-11	RX BLDG SAMPLE SET		1.1	mR/hr	N/A	15.00	GOOD
PAR12	ARM-12	RECIRC FAN RM		0.1	mR/hr	N/A	15.00	GOOD
PAR14	ARM-14	SPNT FUEL CRIT MON		1.2	mR/hr	N/A	15.0	GOOD
PAR15	ARM-15	RFUEL FLR-SOUTH		0.2	mR/hr	N/A	4.0	GOOD
PAR42	ARM-42	RFUEL FLR-WEST		0.4	mR/hr	N/A	4.00	GOOD

11/02/2000 06:30 PM

GROUP DISPLAY FOR E_TRBRAD
TURB BLDG AREA RAD MON E-PLAN

POINT ID		DESCRIPTION	CURRENT VALUE	UNITS	LOW ALARM COUNTS	HIGH/ALARM SENSOR	QUAL
PAR17	ARM-17	COND PUMP AREA	1.2	mR/hr	N/A	50	GOOD
PAR07	ARM-07	OFFGAS BYP AREA	4.0	mR/hr	N/A	200	GOOD
PAR18	ARM-18	RFP AT RB ACCESS	0.9	mR/hr	N/A	15	GOOD
PAR40	ARM-40	S&A ACC TB 676	0.1	mR/hr	N/A	5	GOOD
PAR19	ARM-19	SJAE ROOM	260.5	mR/hr	N/A	900	GOOD
PAR20	ARM-20	FW HTRS AT 2C101	0.4	mR/hr	N/A	100	GOOD
PAR21	ARM-21	RECR MG SET AREA	1.6	mR/hr	N/A	15	GOOD
PAR24	ARM-24	TURBINE FRON END	0.5	mR/hr	N/A	5	GOOD
PAR22	ARM-22	GEN BAY AREA	0.8	mR/hr	N/A	5	GOOD
PAR23	ARM-23	TB HVAC EQUIP ROOM	0.3	mR/hr	N/A	5	GOOD

11/02/2000 06:35 PM

GROUP DISPLAY FOR E_RXBRAD
E-PLAN RX BLDG AREA RAD MONITORS

POINT ID		DESCRIPTION		CURRENT VALUE	UNITS	LOW ALARM COUNTS	HIGH/ALARM SENSOR	QUAL
PAR04	ARM-04	RB/RW SUMP AREA		3.4	mR/hr	N/A	15.0	GOOD
PAR25	ARM-25	RHR A*C PMP RM	A	265.0	mR/hr	N/A	50.0	GOOD
PAR01	ARM-01	RHR B*D PP ROOM	A	260.2	mR/hr	N/A	50.0	GOOD
PAR02	ARM-02	RCIC PP*TURB RM	A	9.3	mR/hr	N/A	4.00	GOOD
PAR03	ARM-03	HPCI RM	A	100.0	mR/hr	N/A	4.00	GOOD
PAR36	ARM-36	RB RAILROAD ACC		2.1	mR/hr	N/A	4.00	GOOD
PAR16	ARM-16	REMOTE S/D RM ACC	A	13.3	mR/hr	N/A	2.50	GOOD
PAR06	ARM-06	CRD SOUTH	A	86.7	mR/hr	N/A	15.0	GOOD
PAR09	ARM-09	CRD REPAIR ROOM		0.7	mR/hr	N/A	25.0	GOOD
PAR05	ARM-05	CRD NORTH	A	86.0	mR/hr	N/A	15.0	GOOD
PAR41	ARM-41	TIP CHAMBER SHLD		0.4	R/hr	N/A	300.0	GOOD
PAR26	ARM-26	TIP DRIVE MECH		0.6	mR/hr	N/A	15.0	GOOD
PAR10	ARM-10	FUEL POOL PP AREA		1.1	mR/hr	N/A	15.0	GOOD
PAR08	ARM-08	RWCU RECIR PP AREA		4.0	mR/hr	N/A	5.00	GOOD
PAR13	ARM-13	NEW FUEL CRIT MON		0.3	mR/hr	N/A	15.00	GOOD
PAR11	ARM-11	RX BLDG SAMPLE SET		1.1	mR/hr	N/A	15.00	GOOD
PAR12	ARM-12	RECIRC FAN RM		0.1	mR/hr	N/A	15.00	GOOD
PAR14	ARM-14	SPNT FUEL CRIT MON		1.2	mR/hr	N/A	15.0	GOOD
PAR15	ARM-15	RFUEL FLR-SOUTH		0.2	mR/hr	N/A	4.0	GOOD
PAR42	ARM-42	RFUEL FLR-WEST		0.4	mR/hr	N/A	4.00	GOOD

11/02/2000 06:35 PM

GROUP DISPLAY FOR E_TRBRAD
TURB BLDG AREA RAD MON E-PLAN

POINT ID		DESCRIPTION	CURRENT VALUE	UNITS	LOW ALARM COUNTS	HIGH/ALARM SENSOR	QUAL
PAR17	ARM-17	COND PUMP AREA	1.2	mR/hr	N/A	50	GOOD
PAR07	ARM-07	OFFGAS BYP AREA	4.0	mR/hr	N/A	200	GOOD
PAR18	ARM-18	RFP AT RB ACCESS	0.9	mR/hr	N/A	15	GOOD
PAR40	ARM-40	S&A ACC TB 676	0.1	mR/hr	N/A	5	GOOD
PAR19	ARM-19	SJAE ROOM	265.1	mR/hr	N/A	900	GOOD
PAR20	ARM-20	FW HTRS AT 2C101	0.4	mR/hr	N/A	100	GOOD
PAR21	ARM-21	RECR MG SET AREA	1.6	mR/hr	N/A	15	GOOD
PAR24	ARM-24	TURBINE FRON END	0.5	mR/hr	N/A	5	GOOD
PAR22	ARM-22	GEN BAY AREA	0.8	mR/hr	N/A	5	GOOD
PAR23	ARM-23	TB HVAC EQUIP ROOM	0.3	mR/hr	N/A	5	GOOD

11/02/2000 06:40 PM

GROUP DISPLAY FOR E_RXBRAD
E-PLAN RX BLDG AREA RAD MONITORS

POINT ID		DESCRIPTION		CURRENT VALUE	UNITS	LOW ALARM COUNTS	HIGH/ALARM SENSOR	QUAL
PAR04	ARM-04	RB/RW SUMP AREA		6.2	mR/hr	N/A	15.0	GOOD
PAR25	ARM-25	RHR A*C PMP RM	A	275.6	mR/hr	N/A	50.0	GOOD
PAR01	ARM-01	RHR B*D PP ROOM	A	270.0	mR/hr	N/A	50.0	GOOD
PAR02	ARM-02	RCIC PP*TURB RM	A	12.0	mR/hr	N/A	4.00	GOOD
PAR03	ARM-03	HPCI RM	A	100.0	mR/hr	N/A	4.00	GOOD
PAR36	ARM-36	RB RAILROAD ACC	A	4.8	mR/hr	N/A	4.00	GOOD
PAR16	ARM-16	REMOTE S/D RM ACC	A	16.6	mR/hr	N/A	2.50	GOOD
PAR06	ARM-06	CRD SOUTH	A	87.3	mR/hr	N/A	15.0	GOOD
PAR09	ARM-09	CRD REPAIR ROOM		3.1	mR/hr	N/A	25.0	GOOD
PAR05	ARM-05	CRD NORTH	A	86.7	mR/hr	N/A	15.0	GOOD
PAR41	ARM-41	TIP CHAMBER SHLD		0.4	R/hr	N/A	300.0	GOOD
PAR26	ARM-26	TIP DRIVE MECH		3.4	mR/hr	N/A	15.0	GOOD
PAR10	ARM-10	FUEL POOL PP AREA		3.4	mR/hr	N/A	15.0	GOOD
PAR08	ARM-08	RWCU RECIR PP AREA	A	6.4	mR/hr	N/A	5.00	GOOD
PAR13	ARM-13	NEW FUEL CRIT MON		1.8	mR/hr	N/A	15.00	GOOD
PAR11	ARM-11	RX BLDG SAMPLE SET		3.1	mR/hr	N/A	15.00	GOOD
PAR12	ARM-12	RECIRC FAN RM		2.3	mR/hr	N/A	15.00	GOOD
PAR14	ARM-14	SPNT FUEL CRIT MON		4.2	mR/hr	N/A	15.0	GOOD
PAR15	ARM-15	RFUEL FLR-SOUTH		1.8	mR/hr	N/A	4.0	GOOD
PAR42	ARM-42	RFUEL FLR-WEST		1.9	mR/hr	N/A	4.00	GOOD

11/02/2000 06:40 PM

GROUP DISPLAY FOR E_TRBRAD
TURB BLDG AREA RAD MON E-PLAN

POINT ID		DESCRIPTION	CURRENT VALUE	UNITS	LOW ALARM COUNTS	HIGH/ALARM SENSOR	QUAL
PAR17	ARM-17	COND PUMP AREA	1.2	mR/hr	N/A	50	GOOD
PAR07	ARM-07	OFFGAS BYP AREA	4.1	mR/hr	N/A	200	GOOD
PAR18	ARM-18	RFP AT RB ACCESS	0.9	mR/hr	N/A	15	GOOD
PAR40	ARM-40	S&A ACC TB 676	0.1	mR/hr	N/A	5	GOOD
PAR19	ARM-19	SJAE ROOM	268.7	mR/hr	N/A	900	GOOD
PAR20	ARM-20	FW HTRS AT 2C101	0.4	mR/hr	N/A	100	GOOD
PAR21	ARM-21	RECR MG SET AREA	1.6	mR/hr	N/A	15	GOOD
PAR24	ARM-24	TURBINE FRON END	0.5	mR/hr	N/A	5	GOOD
PAR22	ARM-22	GEN BAY AREA	0.8	mR/hr	N/A	5	GOOD
PAR23	ARM-23	TB HVAC EQUIP ROOM	0.3	mR/hr	N/A	5	GOOD

11/02/2000 06:45 PM

GROUP DISPLAY FOR E_RXBRAD
E-PLAN RX BLDG AREA RAD MONITORS

POINT ID		DESCRIPTION		CURRENT VALUE	UNITS	LOW ALARM COUNTS	HIGH/ALARM SENSOR	QUAL
PAR04	ARM-04	RB/RW SUMP AREA		11.2	mR/hr	N/A	15.0	GOOD
PAR25	ARM-25	RHR A*C PMP RM	A	287.8	mR/hr	N/A	50.0	GOOD
PAR01	ARM-01	RHR B*D PP ROOM	A	282.0	mR/hr	N/A	50.0	GOOD
PAR02	ARM-02	RCIC PP*TURB RM	A	16.3	mR/hr	N/A	4.00	GOOD
PAR03	ARM-03	HPCI RM	A	100.0	mR/hr	N/A	4.00	GOOD
PAR36	ARM-36	RB RAILROAD ACC	A	9.4	mR/hr	N/A	4.00	GOOD
PAR16	ARM-16	REMOTE S/D RM ACC	A	22.1	mR/hr	N/A	2.50	GOOD
PAR06	ARM-06	CRD SOUTH	A	90.3	mR/hr	N/A	15.0	GOOD
PAR09	ARM-09	CRD REPAIR ROOM		7.2	mR/hr	N/A	25.0	GOOD
PAR05	ARM-05	CRD NORTH	A	90.0	mR/hr	N/A	15.0	GOOD
PAR41	ARM-41	TIP CHAMBER SHLD		0.4	R/hr	N/A	300.0	GOOD
PAR26	ARM-26	TIP DRIVE MECH		8.3	mR/hr	N/A	15.0	GOOD
PAR10	ARM-10	FUEL POOL PP AREA		7.2	mR/hr	N/A	15.0	GOOD
PAR08	ARM-08	RWCU RECIR PP AREA	A	10.5	mR/hr	N/A	5.00	GOOD
PAR13	ARM-13	NEW FUEL CRIT MON		4.5	mR/hr	N/A	15.00	GOOD
PAR11	ARM-11	RX BLDG SAMPLE SET		6.7	mR/hr	N/A	15.00	GOOD
PAR12	ARM-12	RECIRC FAN RM		6.2	mR/hr	N/A	15.00	GOOD
PAR14	ARM-14	SPNT FUEL CRIT MON		9.3	mR/hr	N/A	15.0	GOOD
PAR15	ARM-15	RFUEL FLR-SOUTH	A	4.7	mR/hr	N/A	4.0	GOOD
PAR42	ARM-42	RFUEL FLR-WEST	A	4.6	mR/hr	N/A	4.00	GOOD

11/02/2000 06:45 PM

GROUP DISPLAY FOR E_TRBRAD
TURB BLDG AREA RAD MON E-PLAN

POINT ID		DESCRIPTION	CURRENT VALUE	UNITS	LOW ALARM COUNTS	HIGH/ALARM SENSOR	QUAL
PAR17	ARM-17	COND PUMP AREA	1.2	mR/hr	N/A	50	GOOD
PAR07	ARM-07	OFFGAS BYP AREA	4.1	mR/hr	N/A	200	GOOD
PAR18	ARM-18	RFP AT RB ACCESS	0.9	mR/hr	N/A	15	GOOD
PAR40	ARM-40	S&A ACC TB 676	0.1	mR/hr	N/A	5	GOOD
PAR19	ARM-19	SJAE ROOM	264.2	mR/hr	N/A	900	GOOD
PAR20	ARM-20	FW HTRS AT 2C101	0.4	mR/hr	N/A	100	GOOD
PAR21	ARM-21	RECR MG SET AREA	1.6	mR/hr	N/A	15	GOOD
PAR24	ARM-24	TURBINE FRON END	0.5	mR/hr	N/A	5	GOOD
PAR22	ARM-22	GEN BAY AREA	0.8	mR/hr	N/A	5	GOOD
PAR23	ARM-23	TB HVAC EQUIP ROOM	0.3	mR/hr	N/A	5	GOOD

11/02/2000 06:50 PM

GROUP DISPLAY FOR E_RXBRAD
E-PLAN RX BLDG AREA RAD MONITORS

POINT ID		DESCRIPTION		CURRENT VALUE	UNITS	LOW ALARM COUNTS	HIGH/ALARM SENSOR	QUAL
PAR04	ARM-04	RB/RW SUMP AREA	A	17.7	mR/hr	N/A	15.0	GOOD
PAR25	ARM-25	RHR A*C PMP RM	A	301.1	mR/hr	N/A	50.0	GOOD
PAR01	ARM-01	RHR B*D PP ROOM	A	295.2	mR/hr	N/A	50.0	GOOD
PAR02	ARM-02	RCIC PP*TURB RM	A	22.0	mR/hr	N/A	4.00	GOOD
PAR03	ARM-03	HPCI RM	A	100.0	mR/hr	N/A	4.00	GOOD
PAR36	ARM-36	RB RAILROAD ACC	A	15.3	mR/hr	N/A	4.00	GOOD
PAR16	ARM-16	REMOTE S/D RM ACC	A	29.2	mR/hr	N/A	2.50	GOOD
PAR06	ARM-06	CRD SOUTH	A	95.2	mR/hr	N/A	15.0	GOOD
PAR09	ARM-09	CRD REPAIR ROOM		12.5	mR/hr	N/A	25.0	GOOD
PAR05	ARM-05	CRD NORTH	A	95.1	mR/hr	N/A	15.0	GOOD
PAR41	ARM-41	TIP CHAMBER SHLD		0.5	R/hr	N/A	300.0	GOOD
PAR26	ARM-26	TIP DRIVE MECH		14.8	mR/hr	N/A	15.0	GOOD
PAR10	ARM-10	FUEL POOL PP AREA		12.4	mR/hr	N/A	15.0	GOOD
PAR08	ARM-08	RWCU RECIR PP AREA	A	15.8	mR/hr	N/A	5.00	GOOD
PAR13	ARM-13	NEW FUEL CRIT MON		8.0	mR/hr	N/A	15.00	GOOD
PAR11	ARM-11	RX BLDG SAMPLE SET		11.2	mR/hr	N/A	15.00	GOOD
PAR12	ARM-12	RECIRC FAN RM		11.3	mR/hr	N/A	15.00	GOOD
PAR14	ARM-14	SPNT FUEL CRIT MON	A	16.0	mR/hr	N/A	15.0	GOOD
PAR15	ARM-15	RFUEL FLR-SOUTH	A	8.5	mR/hr	N/A	4.0	GOOD
PAR42	ARM-42	RFUEL FLR-WEST	A	8.1	mR/hr	N/A	4.00	GOOD

11/02/2000 06:50 PM

GROUP DISPLAY FOR E_TRBRAD
TURB BLDG AREA RAD MON E-PLAN

POINT ID		DESCRIPTION	CURRENT VALUE	UNITS	LOW ALARM COUNTS	HIGH/ALARM SENSOR	QUAL
PAR17	ARM-17	COND PUMP AREA	1.2	mR/hr	N/A	50	GOOD
PAR07	ARM-07	OFFGAS BYP AREA	4.1	mR/hr	N/A	200	GOOD
PAR18	ARM-18	RFP AT RB ACCESS	0.9	mR/hr	N/A	15	GOOD
PAR40	ARM-40	S&A ACC TB 676	0.1	mR/hr	N/A	5	GOOD
PAR19	ARM-19	SJAE ROOM	269.1	mR/hr	N/A	900	GOOD
PAR20	ARM-20	FW HTRS AT 2C101	0.4	mR/hr	N/A	100	GOOD
PAR21	ARM-21	RECR MG SET AREA	1.6	mR/hr	N/A	15	GOOD
PAR24	ARM-24	TURBINE FRON END	0.5	mR/hr	N/A	5	GOOD
PAR22	ARM-22	GEN BAY AREA	0.8	mR/hr	N/A	5	GOOD
PAR23	ARM-23	TB HVAC EQUIP ROOM	0.3	mR/hr	N/A	5	GOOD

11/02/2000 06:55 PM

GROUP DISPLAY FOR E_RXBRAD
E-PLAN RX BLDG AREA RAD MONITORS

POINT ID		DESCRIPTION		CURRENT VALUE	UNITS	LOW ALARM COUNTS	HIGH/ALARM SENSOR	QUAL
PAR04	ARM-04	RB/RW SUMP AREA	A	25.3	mR/hr	N/A	15.0	GOOD
PAR25	ARM-25	RHR A*C PMP RM	A	315.7	mR/hr	N/A	50.0	GOOD
PAR01	ARM-01	RHR B*D PP ROOM	A	309.4	mR/hr	N/A	50.0	GOOD
PAR02	ARM-02	RCIC PP*TURB RM	A	28.5	mR/hr	N/A	4.00	GOOD
PAR03	ARM-03	HPCI RM	A	100.0	mR/hr	N/A	4.00	GOOD
PAR36	ARM-36	RB RAILROAD ACC	A	22.3	mR/hr	N/A	4.00	GOOD
PAR16	ARM-16	REMOTE S/D RM ACC	A	37.3	mR/hr	N/A	2.50	GOOD
PAR06	ARM-06	CRD SOUTH	A	101.4	mR/hr	N/A	15.0	GOOD
PAR09	ARM-09	CRD REPAIR ROOM		18.9	mR/hr	N/A	25.0	GOOD
PAR05	ARM-05	CRD NORTH	A	101.6	mR/hr	N/A	15.0	GOOD
PAR41	ARM-41	TIP CHAMBER SHLD		0.5	R/hr	N/A	300.0	GOOD
PAR26	ARM-26	TIP DRIVE MECH	A	22.3	mR/hr	N/A	15.0	GOOD
PAR10	ARM-10	FUEL POOL PP AREA	A	18.4	mR/hr	N/A	15.0	GOOD
PAR08	ARM-08	RWCU RECIR PP AREA	A	22.2	mR/hr	N/A	5.00	GOOD
PAR13	ARM-13	NEW FUEL CRIT MON		12.1	mR/hr	N/A	15.00	GOOD
PAR11	ARM-11	RX BLDG SAMPLE SET	A	16.6	mR/hr	N/A	15.00	GOOD
PAR12	ARM-12	RECIRC FAN RM	A	17.3	mR/hr	N/A	15.00	GOOD
PAR14	ARM-14	SPNT FUEL CRIT MON	A	23.9	mR/hr	N/A	15.0	GOOD
PAR15	ARM-15	RFUEL FLR-SOUTH	A	12.9	mR/hr	N/A	4.0	GOOD
PAR42	ARM-42	RFUEL FLR-WEST	A	12.2	mR/hr	N/A	4.00	GOOD

11/02/2000 06:55 PM

GROUP DISPLAY FOR E_TRBRAD
TURB BLDG AREA RAD MON E-PLAN

POINT ID		DESCRIPTION	CURRENT VALUE	UNITS	LOW ALARM COUNTS	HIGH/ALARM SENSOR	QUAL
PAR17	ARM-17	COND PUMP AREA	1.2	mR/hr	N/A	50	GOOD
PAR07	ARM-07	OFFGAS BYP AREA	4.0	mR/hr	N/A	200	GOOD
PAR18	ARM-18	RFP AT RB ACCESS	0.9	mR/hr	N/A	15	GOOD
PAR40	ARM-40	S&A ACC TB 676	0.1	mR/hr	N/A	5	GOOD
PAR19	ARM-19	SJAE ROOM	262.8	mR/hr	N/A	900	GOOD
PAR20	ARM-20	FW HTRS AT 2C101	0.4	mR/hr	N/A	100	GOOD
PAR21	ARM-21	RECR MG SET AREA	1.6	mR/hr	N/A	15	GOOD
PAR24	ARM-24	TURBINE FRON END	0.5	mR/hr	N/A	5	GOOD
PAR22	ARM-22	GEN BAY AREA	0.8	mR/hr	N/A	5	GOOD
PAR23	ARM-23	TB HVAC EQUIP ROOM	0.3	mR/hr	N/A	5	GOOD

11/02/2000 07:00 PM

GROUP DISPLAY FOR E_RXBRAD
E-PLAN RX BLDG AREA RAD MONITORS

POINT ID		DESCRIPTION		CURRENT VALUE	UNITS	LOW ALARM COUNTS	HIGH/ALARM SENSOR	QUAL
PAR04	ARM-04	RB/RW SUMP AREA	A	33.7	mR/hr	N/A	15.0	GOOD
PAR25	ARM-25	RHR A*C PMP RM	A	330.2	mR/hr	N/A	50.0	GOOD
PAR01	ARM-01	RHR B*D PP ROOM	A	323.2	mR/hr	N/A	50.0	GOOD
PAR02	ARM-02	RCIC PP*TURB RM	A	35.8	mR/hr	N/A	4.00	GOOD
PAR03	ARM-03	HPCI RM	A	100.0	mR/hr	N/A	4.00	GOOD
PAR36	ARM-36	RB RAILROAD ACC	A	30.0	mR/hr	N/A	4.00	GOOD
PAR16	ARM-16	REMOTE S/D RM ACC	A	46.3	mR/hr	N/A	2.50	GOOD
PAR06	ARM-06	CRD SOUTH	A	108.5	mR/hr	N/A	15.0	GOOD
PAR09	ARM-09	CRD REPAIR ROOM	A	25.8	mR/hr	N/A	25.0	GOOD
PAR05	ARM-05	CRD NORTH	A	109.1	mR/hr	N/A	15.0	GOOD
PAR41	ARM-41	TIP CHAMBER SHLD		0.5	R/hr	N/A	300.0	GOOD
PAR26	ARM-26	TIP DRIVE MECH	A	30.7	mR/hr	N/A	15.0	GOOD
PAR10	ARM-10	FUEL POOL PP AREA	A	25.0	mR/hr	N/A	15.0	GOOD
PAR08	ARM-08	RWCU RECIR PP AREA	A	29.1	mR/hr	N/A	5.00	GOOD
PAR13	ARM-13	NEW FUEL CRIT MON	A	16.6	mR/hr	N/A	15.00	GOOD
PAR11	ARM-11	RX BLDG SAMPLE SET	A	22.5	mR/hr	N/A	15.00	GOOD
PAR12	ARM-12	RECIRC FAN RM	A	23.9	mR/hr	N/A	15.00	GOOD
PAR14	ARM-14	SPNT FUEL CRIT MON	A	32.7	mR/hr	N/A	15.0	GOOD
PAR15	ARM-15	RFUEL FLR-SOUTH	A	17.8	mR/hr	N/A	4.0	GOOD
PAR42	ARM-42	RFUEL FLR-WEST	A	16.7	mR/hr	N/A	4.00	GOOD

11/02/2000 07:00 PM

GROUP DISPLAY FOR E_TRBRAD
TURB BLDG AREA RAD MON E-PLAN

POINT ID		DESCRIPTION	CURRENT VALUE	UNITS	LOW ALARM COUNTS	HIGH/ALARM SENSOR	QUAL
PAR17	ARM-17	COND PUMP AREA	1.2	mR/hr	N/A	50	GOOD
PAR07	ARM-07	OFFGAS BYP AREA	4.0	mR/hr	N/A	200	GOOD
PAR18	ARM-18	RFP AT RB ACCESS	0.9	mR/hr	N/A	15	GOOD
PAR40	ARM-40	S&A ACC TB 676	0.1	mR/hr	N/A	5	GOOD
PAR19	ARM-19	SJAE ROOM	261.2	mR/hr	N/A	900	GOOD
PAR20	ARM-20	FW HTRS AT 2C101	0.4	mR/hr	N/A	100	GOOD
PAR21	ARM-21	RECR MG SET AREA	1.6	mR/hr	N/A	15	GOOD
PAR24	ARM-24	TURBINE FRON END	0.5	mR/hr	N/A	5	GOOD
PAR22	ARM-22	GEN BAY AREA	0.8	mR/hr	N/A	5	GOOD
PAR23	ARM-23	TB HVAC EQUIP ROOM	0.3	mR/hr	N/A	5	GOOD

11/02/2000 07:05 PM

GROUP DISPLAY FOR E_RXBRAD
E-PLAN RX BLDG AREA RAD MONITORS

POINT ID		DESCRIPTION		CURRENT VALUE	UNITS	LOW ALARM COUNTS	HIGH/ALARM SENSOR	QUAL
PAR04	ARM-04	RB/RW SUMP AREA	A	42.7	mR/hr	N/A	15.0	GOOD
PAR25	ARM-25	RHR A*C PMP RM	A	344.4	mR/hr	N/A	50.0	GOOD
PAR01	ARM-01	RHR B*D PP ROOM	A	337.2	mR/hr	N/A	50.0	GOOD
PAR02	ARM-02	RCIC PP*TURB RM	A	43.5	mR/hr	N/A	4.00	GOOD
PAR03	ARM-03	HPCI RM	A	100.0	mR/hr	N/A	4.00	GOOD
PAR36	ARM-36	RB RAILROAD ACC	A	38.2	mR/hr	N/A	4.00	GOOD
PAR16	ARM-16	REMOTE S/D RM ACC	A	55.8	mR/hr	N/A	2.50	GOOD
PAR06	ARM-06	CRD SOUTH	A	116.3	mR/hr	N/A	15.0	GOOD
PAR09	ARM-09	CRD REPAIR ROOM	A	33.3	mR/hr	N/A	25.0	GOOD
PAR05	ARM-05	CRD NORTH	A	117.3	mR/hr	N/A	15.0	GOOD
PAR41	ARM-41	TIP CHAMBER SHLD		0.6	R/hr	N/A	300.0	GOOD
PAR26	ARM-26	TIP DRIVE MECH	A	39.6	mR/hr	N/A	15.0	GOOD
PAR10	ARM-10	FUEL POOL PP AREA	A	32.1	mR/hr	N/A	15.0	GOOD
PAR08	ARM-08	RWCU RECIR PP AREA	A	36.6	mR/hr	N/A	5.00	GOOD
PAR13	ARM-13	NEW FUEL CRIT MON	A	21.4	mR/hr	N/A	15.00	GOOD
PAR11	ARM-11	RX BLDG SAMPLE SET	A	28.8	mR/hr	N/A	15.00	GOOD
PAR12	ARM-12	RECIRC FAN RM	A	31.0	mR/hr	N/A	15.00	GOOD
PAR14	ARM-14	SPNT FUEL CRIT MON	A	41.9	mR/hr	N/A	15.0	GOOD
PAR15	ARM-15	RFUEL FLR-SOUTH	A	23.0	mR/hr	N/A	4.0	GOOD
PAR42	ARM-42	RFUEL FLR-WEST	A	21.6	mR/hr	N/A	4.00	GOOD

11/02/2000 07:05 PM

GROUP DISPLAY FOR E_TRBRAD
TURB BLDG AREA RAD MON E-PLAN

POINT ID		DESCRIPTION	CURRENT VALUE	UNITS	LOW ALARM COUNTS	HIGH/ALARM SENSOR	QUAL
PAR17	ARM-17	COND PUMP AREA	1.2	mR/hr	N/A	50	GOOD
PAR07	ARM-07	OFFGAS BYP AREA	4.1	mR/hr	N/A	200	GOOD
PAR18	ARM-18	RFP AT RB ACCESS	0.9	mR/hr	N/A	15	GOOD
PAR40	ARM-40	S&A ACC TB 676	0.1	mR/hr	N/A	5	GOOD
PAR19	ARM-19	SJAE ROOM	260.4	mR/hr	N/A	900	GOOD
PAR20	ARM-20	FW HTRS AT 2C101	0.4	mR/hr	N/A	100	GOOD
PAR21	ARM-21	RECR MG SET AREA	1.6	mR/hr	N/A	15	GOOD
PAR24	ARM-24	TURBINE FRON END	0.5	mR/hr	N/A	5	GOOD
PAR22	ARM-22	GEN BAY AREA	0.8	mR/hr	N/A	5	GOOD
PAR23	ARM-23	TB HVAC EQUIP ROOM	0.3	mR/hr	N/A	5	GOOD

11/02/2000 07:10 PM

GROUP DISPLAY FOR E_RXBRAD
E-PLAN RX BLDG AREA RAD MONITORS

POINT ID		DESCRIPTION		CURRENT VALUE	UNITS	LOW ALARM COUNTS	HIGH/ALARM SENSOR	QUAL
PAR04	ARM-04	RB/RW SUMP AREA	A	52.1	mR/hr	N/A	15.0	GOOD
PAR25	ARM-25	RHR A*C PMP RM	A	359.0	mR/hr	N/A	50.0	GOOD
PAR01	ARM-01	RHR B*D PP ROOM	A	351.2	mR/hr	N/A	50.0	GOOD
PAR02	ARM-02	RCIC PP*TURB RM	A	51.6	mR/hr	N/A	4.00	GOOD
PAR03	ARM-03	HPCI RM	A	100.0	mR/hr	N/A	4.00	GOOD
PAR36	ARM-36	RB RAILROAD ACC	A	46.8	mR/hr	N/A	4.00	GOOD
PAR16	ARM-16	REMOTE S/D RM ACC	A	65.7	mR/hr	N/A	2.50	GOOD
PAR06	ARM-06	CRD SOUTH	A	124.7	mR/hr	N/A	15.0	GOOD
PAR09	ARM-09	CRD REPAIR ROOM	A	41.0	mR/hr	N/A	25.0	GOOD
PAR05	ARM-05	CRD NORTH	A	126.0	mR/hr	N/A	15.0	GOOD
PAR41	ARM-41	TIP CHAMBER SHLD		0.6	R/hr	N/A	300.0	GOOD
PAR26	ARM-26	TIP DRIVE MECH	A	48.9	mR/hr	N/A	15.0	GOOD
PAR10	ARM-10	FUEL POOL PP AREA	A	39.4	mR/hr	N/A	15.0	GOOD
PAR08	ARM-08	RWCU RECIR PP AREA	A	44.3	mR/hr	N/A	5.00	GOOD
PAR13	ARM-13	NEW FUEL CRIT MON	A	26.5	mR/hr	N/A	15.00	GOOD
PAR11	ARM-11	RX BLDG SAMPLE SET	A	35.4	mR/hr	N/A	15.00	GOOD
PAR12	ARM-12	RECIRC FAN RM	A	38.4	mR/hr	N/A	15.00	GOOD
PAR14	ARM-14	SPNT FUEL CRIT MON	A	51.7	mR/hr	N/A	15.0	GOOD
PAR15	ARM-15	RFUEL FLR-SOUTH	A	28.4	mR/hr	N/A	4.0	GOOD
PAR42	ARM-42	RFUEL FLR-WEST	A	26.6	mR/hr	N/A	4.00	GOOD

11/02/2000 07:10 PM

GROUP DISPLAY FOR E_TRBRAD
TURB BLDG AREA RAD MON E-PLAN

POINT ID		DESCRIPTION	CURRENT VALUE	UNITS	LOW ALARM COUNTS	HIGH/ALARM SENSOR	QUAL
PAR17	ARM-17	COND PUMP AREA	1.2	mR/hr	N/A	50	GOOD
PAR07	ARM-07	OFFGAS BYP AREA	4.0	mR/hr	N/A	200	GOOD
PAR18	ARM-18	RFP AT RB ACCESS	0.9	mR/hr	N/A	15	GOOD
PAR40	ARM-40	S&A ACC TB 676	0.1	mR/hr	N/A	5	GOOD
PAR19	ARM-19	SJAE ROOM	269.8	mR/hr	N/A	900	GOOD
PAR20	ARM-20	FW HTRS AT 2C101	0.4	mR/hr	N/A	100	GOOD
PAR21	ARM-21	RECR MG SET AREA	1.6	mR/hr	N/A	15	GOOD
PAR24	ARM-24	TURBINE FRON END	0.5	mR/hr	N/A	5	GOOD
PAR22	ARM-22	GEN BAY AREA	0.8	mR/hr	N/A	5	GOOD
PAR23	ARM-23	TB HVAC EQUIP ROOM	0.3	mR/hr	N/A	5	GOOD

11/02/2000 07:15 PM

GROUP DISPLAY FOR E_RXBRAD
E-PLAN RX BLDG AREA RAD MONITORS

POINT ID		DESCRIPTION		CURRENT VALUE	UNITS	LOW ALARM COUNTS	HIGH/ALARM SENSOR	QUAL
PAR04	ARM-04	RB/RW SUMP AREA	A	61.6	mR/hr	N/A	15.0	GOOD
PAR25	ARM-25	RHR A*C PMP RM	A	373.6	mR/hr	N/A	50.0	GOOD
PAR01	ARM-01	RHR B*D PP ROOM	A	366.0	mR/hr	N/A	50.0	GOOD
PAR02	ARM-02	RCIC PP*TURB RM	A	59.8	mR/hr	N/A	4.00	GOOD
PAR03	ARM-03	HPCI RM	A	100.0	mR/hr	N/A	4.00	GOOD
PAR36	ARM-36	RB RAILROAD ACC	A	55.6	mR/hr	N/A	4.00	GOOD
PAR16	ARM-16	REMOTE S/D RM ACC	A	75.8	mR/hr	N/A	2.50	GOOD
PAR06	ARM-06	CRD SOUTH	A	133.4	mR/hr	N/A	15.0	GOOD
PAR09	ARM-09	CRD REPAIR ROOM	A	49.0	mR/hr	N/A	25.0	GOOD
PAR05	ARM-05	CRD NORTH	A	135.1	mR/hr	N/A	15.0	GOOD
PAR41	ARM-41	TIP CHAMBER SHLD		0.7	R/hr	N/A	300.0	GOOD
PAR26	ARM-26	TIP DRIVE MECH	A	58.5	mR/hr	N/A	15.0	GOOD
PAR10	ARM-10	FUEL POOL PP AREA	A	47.0	mR/hr	N/A	15.0	GOOD
PAR08	ARM-08	RWCU RECIR PP AREA	A	52.3	mR/hr	N/A	5.00	GOOD
PAR13	ARM-13	NEW FUEL CRIT MON	A	31.6	mR/hr	N/A	15.00	GOOD
PAR11	ARM-11	RX BLDG SAMPLE SET	A	42.1	mR/hr	N/A	15.00	GOOD
PAR12	ARM-12	RECIRC FAN RM	A	45.9	mR/hr	N/A	15.00	GOOD
PAR14	ARM-14	SPNT FUEL CRIT MON	A	61.6	mR/hr	N/A	15.0	GOOD
PAR15	ARM-15	RFUEL FLR-SOUTH	A	33.9	mR/hr	N/A	4.0	GOOD
PAR42	ARM-42	RFUEL FLR-WEST	A	31.8	mR/hr	N/A	4.00	GOOD

11/02/2000 07:15 PM

GROUP DISPLAY FOR E_TRBRAD
TURB BLDG AREA RAD MON E-PLAN

POINT ID		DESCRIPTION	CURRENT VALUE	UNITS	LOW ALARM COUNTS	HIGH/ALARM SENSOR	QUAL
PAR17	ARM-17	COND PUMP AREA	1.2	mR/hr	N/A	50	GOOD
PAR07	ARM-07	OFFGAS BYP AREA	4.0	mR/hr	N/A	200	GOOD
PAR18	ARM-18	RFP AT RB ACCESS	0.9	mR/hr	N/A	15	GOOD
PAR40	ARM-40	S&A ACC TB 676	0.1	mR/hr	N/A	5	GOOD
PAR19	ARM-19	SJAE ROOM	263.9	mR/hr	N/A	900	GOOD
PAR20	ARM-20	FW HTRS AT 2C101	0.4	mR/hr	N/A	100	GOOD
PAR21	ARM-21	RECR MG SET AREA	1.6	mR/hr	N/A	15	GOOD
PAR24	ARM-24	TURBINE FRON END	0.5	mR/hr	N/A	5	GOOD
PAR22	ARM-22	GEN BAY AREA	0.8	mR/hr	N/A	5	GOOD
PAR23	ARM-23	TB HVAC EQUIP ROOM	0.3	mR/hr	N/A	5	GOOD

11/02/2000 07:20 PM

GROUP DISPLAY FOR E_RXBRAD
E-PLAN RX BLDG AREA RAD MONITORS

POINT ID		DESCRIPTION		CURRENT VALUE	UNITS	LOW ALARM COUNTS	HIGH/ALARM SENSOR	QUAL
PAR04	ARM-04	RB/RW SUMP AREA	A	71.3	mR/hr	N/A	15.0	GOOD
PAR25	ARM-25	RHR A*C PMP RM	A	388.2	mR/hr	N/A	50.0	GOOD
PAR01	ARM-01	RHR B*D PP ROOM	A	379.1	mR/hr	N/A	50.0	GOOD
PAR02	ARM-02	RCIC PP*TURB RM	A	68.2	mR/hr	N/A	4.00	GOOD
PAR03	ARM-03	HPCI RM	A	100.0	mR/hr	N/A	4.00	GOOD
PAR36	ARM-36	RB RAILROAD ACC	A	64.4	mR/hr	N/A	4.00	GOOD
PAR16	ARM-16	REMOTE S/D RM ACC	A	86.0	mR/hr	N/A	2.50	GOOD
PAR06	ARM-06	CRD SOUTH	A	142.2	mR/hr	N/A	15.0	GOOD
PAR09	ARM-09	CRD REPAIR ROOM	A	57.0	mR/hr	N/A	25.0	GOOD
PAR05	ARM-05	CRD NORTH	A	144.4	mR/hr	N/A	15.0	GOOD
PAR41	ARM-41	TIP CHAMBER SHLD		0.7	R/hr	N/A	300.0	GOOD
PAR26	ARM-26	TIP DRIVE MECH	A	68.1	mR/hr	N/A	15.0	GOOD
PAR10	ARM-10	FUEL POOL PP AREA	A	54.6	mR/hr	N/A	15.0	GOOD
PAR08	ARM-08	RWCU RECIR PP AREA	A	60.3	mR/hr	N/A	5.00	GOOD
PAR13	ARM-13	NEW FUEL CRIT MON	A	36.9	mR/hr	N/A	15.00	GOOD
PAR11	ARM-11	RX BLDG SAMPLE SET	A	49.0	mR/hr	N/A	15.00	GOOD
PAR12	ARM-12	RECIRC FAN RM	A	53.6	mR/hr	N/A	15.00	GOOD
PAR14	ARM-14	SPNT FUEL CRIT MON	A	71.6	mR/hr	N/A	15.0	GOOD
PAR15	ARM-15	RFUEL FLR-SOUTH	A	39.6	mR/hr	N/A	4.0	GOOD
PAR42	ARM-42	RFUEL FLR-WEST	A	37.0	mR/hr	N/A	4.00	GOOD

11/02/2000 07:20 PM

GROUP DISPLAY FOR E_TRBRAD
TURB BLDG AREA RAD MON E-PLAN

POINT ID		DESCRIPTION	CURRENT VALUE	UNITS	LOW ALARM COUNTS	HIGH/ALARM SENSOR	QUAL
PAR17	ARM-17	COND PUMP AREA	1.2	mR/hr	N/A	50	GOOD
PAR07	ARM-07	OFFGAS BYP AREA	4.0	mR/hr	N/A	200	GOOD
PAR18	ARM-18	RFP AT RB ACCESS	0.9	mR/hr	N/A	15	GOOD
PAR40	ARM-40	S&A ACC TB 676	0.1	mR/hr	N/A	5	GOOD
PAR19	ARM-19	SJAE ROOM	264.2	mR/hr	N/A	900	GOOD
PAR20	ARM-20	FW HTRS AT 2C101	0.4	mR/hr	N/A	100	GOOD
PAR21	ARM-21	RECR MG SET AREA	1.6	mR/hr	N/A	15	GOOD
PAR24	ARM-24	TURBINE FRON END	0.5	mR/hr	N/A	5	GOOD
PAR22	ARM-22	GEN BAY AREA	0.8	mR/hr	N/A	5	GOOD
PAR23	ARM-23	TB HVAC EQUIP ROOM	0.3	mR/hr	N/A	5	GOOD

11/02/2000 07:25 PM

GROUP DISPLAY FOR E_RXBRAD
E-PLAN RX BLDG AREA RAD MONITORS

POINT ID		DESCRIPTION		CURRENT VALUE	UNITS	LOW ALARM COUNTS	HIGH/ALARM SENSOR	QUAL
PAR04	ARM-04	RB/RW SUMP AREA	A	81.0	mR/hr	N/A	15.0	GOOD
PAR25	ARM-25	RHR A*C PMP RM	A	401.7	mR/hr	N/A	50.0	GOOD
PAR01	ARM-01	RHR B*D PP ROOM	A	392.8	mR/hr	N/A	50.0	GOOD
PAR02	ARM-02	RCIC PP*TURB RM	A	76.7	mR/hr	N/A	4.00	GOOD
PAR03	ARM-03	HPCI RM	A	100.0	mR/hr	N/A	4.00	GOOD
PAR36	ARM-36	RB RAILROAD ACC	A	73.3	mR/hr	N/A	4.00	GOOD
PAR16	ARM-16	REMOTE S/D RM ACC	A	96.2	mR/hr	N/A	2.50	GOOD
PAR06	ARM-06	CRD SOUTH	A	151.2	mR/hr	N/A	15.0	GOOD
PAR09	ARM-09	CRD REPAIR ROOM	A	65.1	mR/hr	N/A	25.0	GOOD
PAR05	ARM-05	CRD NORTH	A	153.7	mR/hr	N/A	15.0	GOOD
PAR41	ARM-41	TIP CHAMBER SHLD		0.7	R/hr	N/A	300.0	GOOD
PAR26	ARM-26	TIP DRIVE MECH	A	77.8	mR/hr	N/A	15.0	GOOD
PAR10	ARM-10	FUEL POOL PP AREA	A	62.2	mR/hr	N/A	15.0	GOOD
PAR08	ARM-08	RWCU RECIR PP AREA	A	68.4	mR/hr	N/A	5.00	GOOD
PAR13	ARM-13	NEW FUEL CRIT MON	A	42.1	mR/hr	N/A	15.00	GOOD
PAR11	ARM-11	RX BLDG SAMPLE SET	A	55.8	mR/hr	N/A	15.00	GOOD
PAR12	ARM-12	RECIRC FAN RM	A	61.3	mR/hr	N/A	15.00	GOOD
PAR14	ARM-14	SPNT FUEL CRIT MON	A	81.7	mR/hr	N/A	15.0	GOOD
PAR15	ARM-15	RFUEL FLR-SOUTH	A	45.2	mR/hr	N/A	4.0	GOOD
PAR42	ARM-42	RFUEL FLR-WEST	A	42.3	mR/hr	N/A	4.00	GOOD

11/02/2000 07:25 PM

GROUP DISPLAY FOR E_TRBRAD
TURB BLDG AREA RAD MON E-PLAN

POINT ID		DESCRIPTION	CURRENT VALUE	UNITS	LOW ALARM COUNTS	HIGH/ALARM SENSOR	QUAL
PAR17	ARM-17	COND PUMP AREA	1.2	mR/hr	N/A	50	GOOD
PAR07	ARM-07	OFFGAS BYP AREA	4.1	mR/hr	N/A	200	GOOD
PAR18	ARM-18	RFP AT RB ACCESS	0.9	mR/hr	N/A	15	GOOD
PAR40	ARM-40	S&A ACC TB 676	0.1	mR/hr	N/A	5	GOOD
PAR19	ARM-19	SJAE ROOM	262.7	mR/hr	N/A	900	GOOD
PAR20	ARM-20	FW HTRS AT 2C101	0.4	mR/hr	N/A	100	GOOD
PAR21	ARM-21	RECR MG SET AREA	1.6	mR/hr	N/A	15	GOOD
PAR24	ARM-24	TURBINE FRON END	0.5	mR/hr	N/A	5	GOOD
PAR22	ARM-22	GEN BAY AREA	0.8	mR/hr	N/A	5	GOOD
PAR23	ARM-23	TB HVAC EQUIP ROOM	0.3	mR/hr	N/A	5	GOOD

11/02/2000 07:30 PM

GROUP DISPLAY FOR E_RXBRAD
E-PLAN RX BLDG AREA RAD MONITORS

POINT ID		DESCRIPTION		CURRENT VALUE	UNITS	LOW ALARM COUNTS	HIGH/ALARM SENSOR	QUAL
PAR04	ARM-04	RB/RW SUMP AREA	A	90.7	mR/hr	N/A	15.0	GOOD
PAR25	ARM-25	RHR A*C PMP RM	A	415.2	mR/hr	N/A	50.0	GOOD
PAR01	ARM-01	RHR B*D PP ROOM	A	405.5	mR/hr	N/A	50.0	GOOD
PAR02	ARM-02	RCIC PP*TURB RM	A	85.1	mR/hr	N/A	4.00	GOOD
PAR03	ARM-03	HPCI RM	A	100.0	mR/hr	N/A	4.00	GOOD
PAR36	ARM-36	RB RAILROAD ACC	A	82.2	mR/hr	N/A	4.00	GOOD
PAR16	ARM-16	REMOTE S/D RM ACC	A	100.0	mR/hr	N/A	2.50	GOOD
PAR06	ARM-06	CRD SOUTH	A	160.1	mR/hr	N/A	15.0	GOOD
PAR09	ARM-09	CRD REPAIR ROOM	A	73.1	mR/hr	N/A	25.0	GOOD
PAR05	ARM-05	CRD NORTH	A	163.1	mR/hr	N/A	15.0	GOOD
PAR41	ARM-41	TIP CHAMBER SHLD		0.8	R/hr	N/A	300.0	GOOD
PAR26	ARM-26	TIP DRIVE MECH	A	87.5	mR/hr	N/A	15.0	GOOD
PAR10	ARM-10	FUEL POOL PP AREA	A	69.9	mR/hr	N/A	15.0	GOOD
PAR08	ARM-08	RWCU RECIR PP AREA	A	76.5	mR/hr	N/A	5.00	GOOD
PAR13	ARM-13	NEW FUEL CRIT MON	A	47.3	mR/hr	N/A	15.00	GOOD
PAR11	ARM-11	RX BLDG SAMPLE SET	A	62.6	mR/hr	N/A	15.00	GOOD
PAR12	ARM-12	RECIRC FAN RM	A	68.9	mR/hr	N/A	15.00	GOOD
PAR14	ARM-14	SPNT FUEL CRIT MON	A	91.8	mR/hr	N/A	15.0	GOOD
PAR15	ARM-15	RFUEL FLR-SOUTH	A	50.9	mR/hr	N/A	4.0	GOOD
PAR42	ARM-42	RFUEL FLR-WEST	A	47.5	mR/hr	N/A	4.00	GOOD

11/02/2000 07:30 PM

GROUP DISPLAY FOR E_TRBRAD
TURB BLDG AREA RAD MON E-PLAN

POINT ID		DESCRIPTION	CURRENT VALUE	UNITS	LOW ALARM COUNTS	HIGH/ALARM SENSOR	QUAL
PAR17	ARM-17	COND PUMP AREA	1.2	mR/hr	N/A	50	GOOD
PAR07	ARM-07	OFFGAS BYP AREA	4.1	mR/hr	N/A	200	GOOD
PAR18	ARM-18	RFP AT RB ACCESS	0.9	mR/hr	N/A	15	GOOD
PAR40	ARM-40	S&A ACC TB 676	0.1	mR/hr	N/A	5	GOOD
PAR19	ARM-19	SJAE ROOM	261.5	mR/hr	N/A	900	GOOD
PAR20	ARM-20	FW HTRS AT 2C101	0.4	mR/hr	N/A	100	GOOD
PAR21	ARM-21	RECR MG SET AREA	1.6	mR/hr	N/A	15	GOOD
PAR24	ARM-24	TURBINE FRON END	0.5	mR/hr	N/A	5	GOOD
PAR22	ARM-22	GEN BAY AREA	0.8	mR/hr	N/A	5	GOOD
PAR23	ARM-23	TB HVAC EQUIP ROOM	0.3	mR/hr	N/A	5	GOOD

11/02/2000 07:35 PM

GROUP DISPLAY FOR E_RXBRAD
E-PLAN RX BLDG AREA RAD MONITORS

POINT ID		DESCRIPTION		CURRENT VALUE	UNITS	LOW ALARM COUNTS	HIGH/ALARM SENSOR	QUAL
PAR04	ARM-04	RB/RW SUMP AREA	A	100.4	mR/hr	N/A	15.0	GOOD
PAR25	ARM-25	RHR A*C PMP RM	A	428.6	mR/hr	N/A	50.0	GOOD
PAR01	ARM-01	RHR B*D PP ROOM	A	418.7	mR/hr	N/A	50.0	GOOD
PAR02	ARM-02	RCIC PP*TURB RM	A	93.5	mR/hr	N/A	4.00	GOOD
PAR03	ARM-03	HPCI RM	A	100.0	mR/hr	N/A	4.00	GOOD
PAR36	ARM-36	RB RAILROAD ACC	A	91.0	mR/hr	N/A	4.00	GOOD
PAR16	ARM-16	REMOTE S/D RM ACC	A	100.0	mR/hr	N/A	2.50	GOOD
PAR06	ARM-06	CRD SOUTH	A	169.1	mR/hr	N/A	15.0	GOOD
PAR09	ARM-09	CRD REPAIR ROOM	A	81.1	mR/hr	N/A	25.0	GOOD
PAR05	ARM-05	CRD NORTH	A	172.4	mR/hr	N/A	15.0	GOOD
PAR41	ARM-41	TIP CHAMBER SHLD		0.8	R/hr	N/A	300.0	GOOD
PAR26	ARM-26	TIP DRIVE MECH	A	97.1	mR/hr	N/A	15.0	GOOD
PAR10	ARM-10	FUEL POOL PP AREA	A	77.5	mR/hr	N/A	15.0	GOOD
PAR08	ARM-08	RWCU RECIR PP AREA	A	84.4	mR/hr	N/A	5.00	GOOD
PAR13	ARM-13	NEW FUEL CRIT MON	A	52.5	mR/hr	N/A	15.00	GOOD
PAR11	ARM-11	RX BLDG SAMPLE SET	A	69.4	mR/hr	N/A	15.00	GOOD
PAR12	ARM-12	RECIRC FAN RM	A	76.5	mR/hr	N/A	15.00	GOOD
PAR14	ARM-14	SPNT FUEL CRIT MON	A	101.8	mR/hr	N/A	15.0	GOOD
PAR15	ARM-15	RFUEL FLR-SOUTH	A	56.5	mR/hr	N/A	4.0	GOOD
PAR42	ARM-42	RFUEL FLR-WEST	A	52.7	mR/hr	N/A	4.00	GOOD

11/02/2000 07:35 PM

GROUP DISPLAY FOR E_TRBRAD
TURB BLDG AREA RAD MON E-PLAN

POINT ID		DESCRIPTION	CURRENT VALUE	UNITS	LOW ALARM COUNTS	HIGH/ALARM SENSOR	QUAL
PAR17	ARM-17	COND PUMP AREA	1.2	mR/hr	N/A	50	GOOD
PAR07	ARM-07	OFFGAS BYP AREA	4.0	mR/hr	N/A	200	GOOD
PAR18	ARM-18	RFP AT RB ACCESS	0.9	mR/hr	N/A	15	GOOD
PAR40	ARM-40	S&A ACC TB 676	0.1	mR/hr	N/A	5	GOOD
PAR19	ARM-19	SJAE ROOM	265.4	mR/hr	N/A	900	GOOD
PAR20	ARM-20	FW HTRS AT 2C101	0.4	mR/hr	N/A	100	GOOD
PAR21	ARM-21	RECR MG SET AREA	1.6	mR/hr	N/A	15	GOOD
PAR24	ARM-24	TURBINE FRON END	0.5	mR/hr	N/A	5	GOOD
PAR22	ARM-22	GEN BAY AREA	0.8	mR/hr	N/A	5	GOOD
PAR23	ARM-23	TB HVAC EQUIP ROOM	0.3	mR/hr	N/A	5	GOOD

11/02/2000 07:40 PM

GROUP DISPLAY FOR E_RXBRAD
E-PLAN RX BLDG AREA RAD MONITORS

POINT ID		DESCRIPTION		CURRENT VALUE	UNITS	LOW ALARM COUNTS	HIGH/ALARM SENSOR	QUAL
PAR04	ARM-04	RB/RW SUMP AREA	A	109.8	mR/hr	N/A	15.0	GOOD
PAR25	ARM-25	RHR A*C PMP RM	A	441.7	mR/hr	N/A	50.0	GOOD
PAR01	ARM-01	RHR B*D PP ROOM	A	430.7	mR/hr	N/A	50.0	GOOD
PAR02	ARM-02	RCIC PP*TURB RM	A	100.0	mR/hr	N/A	4.00	GOOD
PAR03	ARM-03	HPCI RM	A	100.0	mR/hr	N/A	4.00	GOOD
PAR36	ARM-36	RB RAILROAD ACC	A	99.7	mR/hr	N/A	4.00	GOOD
PAR16	ARM-16	REMOTE S/D RM ACC	A	100.0	mR/hr	N/A	2.50	GOOD
PAR06	ARM-06	CRD SOUTH	A	177.9	mR/hr	N/A	15.0	GOOD
PAR09	ARM-09	CRD REPAIR ROOM	A	89.0	mR/hr	N/A	25.0	GOOD
PAR05	ARM-05	CRD NORTH	A	181.7	mR/hr	N/A	15.0	GOOD
PAR41	ARM-41	TIP CHAMBER SHLD		0.9	R/hr	N/A	300.0	GOOD
PAR26	ARM-26	TIP DRIVE MECH	A	106.5	mR/hr	N/A	15.0	GOOD
PAR10	ARM-10	FUEL POOL PP AREA	A	85.0	mR/hr	N/A	15.0	GOOD
PAR08	ARM-08	RWCU RECIR PP AREA	A	92.3	mR/hr	N/A	5.00	GOOD
PAR13	ARM-13	NEW FUEL CRIT MON	A	57.6	mR/hr	N/A	15.00	GOOD
PAR11	ARM-11	RX BLDG SAMPLE SET	A	76.2	mR/hr	N/A	15.00	GOOD
PAR12	ARM-12	RECIRC FAN RM	A	84.0	mR/hr	N/A	15.00	GOOD
PAR14	ARM-14	SPNT FUEL CRIT MON	A	111.7	mR/hr	N/A	15.0	GOOD
PAR15	ARM-15	RFUEL FLR-SOUTH	A	62.0	mR/hr	N/A	4.0	GOOD
PAR42	ARM-42	RFUEL FLR-WEST	A	57.8	mR/hr	N/A	4.00	GOOD

11/02/2000 07:40 PM

GROUP DISPLAY FOR E_TRBRAD
TURB BLDG AREA RAD MON E-PLAN

POINT ID		DESCRIPTION	CURRENT VALUE	UNITS	LOW ALARM COUNTS	HIGH/ALARM SENSOR	QUAL
PAR17	ARM-17	COND PUMP AREA	1.2	mR/hr	N/A	50	GOOD
PAR07	ARM-07	OFFGAS BYP AREA	4.1	mR/hr	N/A	200	GOOD
PAR18	ARM-18	RFP AT RB ACCESS	0.9	mR/hr	N/A	15	GOOD
PAR40	ARM-40	S&A ACC TB 676	0.1	mR/hr	N/A	5	GOOD
PAR19	ARM-19	SJAE ROOM	266.8	mR/hr	N/A	900	GOOD
PAR20	ARM-20	FW HTRS AT 2C101	0.4	mR/hr	N/A	100	GOOD
PAR21	ARM-21	RECR MG SET AREA	1.6	mR/hr	N/A	15	GOOD
PAR24	ARM-24	TURBINE FRON END	0.5	mR/hr	N/A	5	GOOD
PAR22	ARM-22	GEN BAY AREA	0.8	mR/hr	N/A	5	GOOD
PAR23	ARM-23	TB HVAC EQUIP ROOM	0.3	mR/hr	N/A	5	GOOD

11/02/2000 07:45 PM

GROUP DISPLAY FOR E_RXBRAD
E-PLAN RX BLDG AREA RAD MONITORS

POINT ID		DESCRIPTION		CURRENT VALUE	UNITS	LOW ALARM COUNTS	HIGH/ALARM SENSOR	QUAL
PAR04	ARM-04	RB/RW SUMP AREA	A	119.2	mR/hr	N/A	15.0	GOOD
PAR25	ARM-25	RHR A*C PMP RM	A	454.3	mR/hr	N/A	50.0	GOOD
PAR01	ARM-01	RHR B*D PP ROOM	A	442.8	mR/hr	N/A	50.0	GOOD
PAR02	ARM-02	RCIC PP*TURB RM	A	100.0	mR/hr	N/A	4.00	GOOD
PAR03	ARM-03	HPCI RM	A	100.0	mR/hr	N/A	4.00	GOOD
PAR36	ARM-36	RB RAILROAD ACC	A	100.0	mR/hr	N/A	4.00	GOOD
PAR16	ARM-16	REMOTE S/D RM ACC	A	100.0	mR/hr	N/A	2.50	GOOD
PAR06	ARM-06	CRD SOUTH	A	186.7	mR/hr	N/A	15.0	GOOD
PAR09	ARM-09	CRD REPAIR ROOM	A	96.8	mR/hr	N/A	25.0	GOOD
PAR05	ARM-05	CRD NORTH	A	190.8	mR/hr	N/A	15.0	GOOD
PAR41	ARM-41	TIP CHAMBER SHLD		0.9	R/hr	N/A	300.0	GOOD
PAR26	ARM-26	TIP DRIVE MECH	A	115.8	mR/hr	N/A	15.0	GOOD
PAR10	ARM-10	FUEL POOL PP AREA	A	92.4	mR/hr	N/A	15.0	GOOD
PAR08	ARM-08	RWCU RECIR PP AREA	A	100.0	mR/hr	N/A	5.00	GOOD
PAR13	ARM-13	NEW FUEL CRIT MON	A	62.7	mR/hr	N/A	15.00	GOOD
PAR11	ARM-11	RX BLDG SAMPLE SET	A	82.7	mR/hr	N/A	15.00	GOOD
PAR12	ARM-12	RECIRC FAN RM	A	91.3	mR/hr	N/A	15.00	GOOD
PAR14	ARM-14	SPNT FUEL CRIT MON	A	121.3	mR/hr	N/A	15.0	GOOD
PAR15	ARM-15	RFUEL FLR-SOUTH	A	67.4	mR/hr	N/A	4.0	GOOD
PAR42	ARM-42	RFUEL FLR-WEST	A	62.8	mR/hr	N/A	4.00	GOOD

11/02/2000 07:45 PM

GROUP DISPLAY FOR E_TRBRAD
TURB BLDG AREA RAD MON E-PLAN

POINT ID		DESCRIPTION	CURRENT VALUE	UNITS	LOW ALARM COUNTS	HIGH/ALARM SENSOR	QUAL
PAR17	ARM-17	COND PUMP AREA	1.2	mR/hr	N/A	50	GOOD
PAR07	ARM-07	OFFGAS BYP AREA	4.1	mR/hr	N/A	200	GOOD
PAR18	ARM-18	RFP AT RB ACCESS	0.9	mR/hr	N/A	15	GOOD
PAR40	ARM-40	S&A ACC TB 676	0.1	mR/hr	N/A	5	GOOD
PAR19	ARM-19	SJAE ROOM	265.8	mR/hr	N/A	900	GOOD
PAR20	ARM-20	FW HTRS AT 2C101	0.4	mR/hr	N/A	100	GOOD
PAR21	ARM-21	RECR MG SET AREA	1.6	mR/hr	N/A	15	GOOD
PAR24	ARM-24	TURBINE FRON END	0.5	mR/hr	N/A	5	GOOD
PAR22	ARM-22	GEN BAY AREA	0.8	mR/hr	N/A	5	GOOD
PAR23	ARM-23	TB HVAC EQUIP ROOM	0.3	mR/hr	N/A	5	GOOD

11/02/2000 07:50 PM

GROUP DISPLAY FOR E_RXBRAD
E-PLAN RX BLDG AREA RAD MONITORS

POINT ID		DESCRIPTION		CURRENT VALUE	UNITS	LOW ALARM COUNTS	HIGH/ALARM SENSOR	QUAL
PAR04	ARM-04	RB/RW SUMP AREA	A	128.4	mR/hr	N/A	15.0	GOOD
PAR25	ARM-25	RHR A*C PMP RM	A	465.8	mR/hr	N/A	50.0	GOOD
PAR01	ARM-01	RHR B*D PP ROOM	A	454.2	mR/hr	N/A	50.0	GOOD
PAR02	ARM-02	RCIC PP*TURB RM	A	100.0	mR/hr	N/A	4.00	GOOD
PAR03	ARM-03	HPCI RM	A	100.0	mR/hr	N/A	4.00	GOOD
PAR36	ARM-36	RB RAILROAD ACC	A	100.0	mR/hr	N/A	4.00	GOOD
PAR16	ARM-16	REMOTE S/D RM ACC	A	100.0	mR/hr	N/A	2.50	GOOD
PAR06	ARM-06	CRD SOUTH	A	195.3	mR/hr	N/A	15.0	GOOD
PAR09	ARM-09	CRD REPAIR ROOM	A	104.3	mR/hr	N/A	25.0	GOOD
PAR05	ARM-05	CRD NORTH	A	199.7	mR/hr	N/A	15.0	GOOD
PAR41	ARM-41	TIP CHAMBER SHLD		0.9	R/hr	N/A	300.0	GOOD
PAR26	ARM-26	TIP DRIVE MECH	A	124.9	mR/hr	N/A	15.0	GOOD
PAR10	ARM-10	FUEL POOL PP AREA	A	99.6	mR/hr	N/A	15.0	GOOD
PAR08	ARM-08	RWCU RECIR PP AREA	A	107.6	mR/hr	N/A	5.00	GOOD
PAR13	ARM-13	NEW FUEL CRIT MON	A	67.6	mR/hr	N/A	15.00	GOOD
PAR11	ARM-11	RX BLDG SAMPLE SET	A	89.2	mR/hr	N/A	15.00	GOOD
PAR12	ARM-12	RECIRC FAN RM	A	98.5	mR/hr	N/A	15.00	GOOD
PAR14	ARM-14	SPNT FUEL CRIT MON	A	130.8	mR/hr	N/A	15.0	GOOD
PAR15	ARM-15	RFUEL FLR-SOUTH	A	72.7	mR/hr	N/A	4.0	GOOD
PAR42	ARM-42	RFUEL FLR-WEST	A	67.8	mR/hr	N/A	4.00	GOOD

11/02/2000 07:50 PM

GROUP DISPLAY FOR E_TRBRAD
TURB BLDG AREA RAD MON E-PLAN

POINT ID		DESCRIPTION	CURRENT VALUE	UNITS	LOW ALARM COUNTS	HIGH/ALARM SENSOR	QUAL
PAR17	ARM-17	COND PUMP AREA	1.2	mR/hr	N/A	50	GOOD
PAR07	ARM-07	OFFGAS BYP AREA	4.1	mR/hr	N/A	200	GOOD
PAR18	ARM-18	RFP AT RB ACCESS	0.9	mR/hr	N/A	15	GOOD
PAR40	ARM-40	S&A ACC TB 676	0.1	mR/hr	N/A	5	GOOD
PAR19	ARM-19	SJAE ROOM	268.8	mR/hr	N/A	900	GOOD
PAR20	ARM-20	FW HTRS AT 2C101	0.4	mR/hr	N/A	100	GOOD
PAR21	ARM-21	RECR MG SET AREA	1.6	mR/hr	N/A	15	GOOD
PAR24	ARM-24	TURBINE FRON END	0.5	mR/hr	N/A	5	GOOD
PAR22	ARM-22	GEN BAY AREA	0.8	mR/hr	N/A	5	GOOD
PAR23	ARM-23	TB HVAC EQUIP ROOM	0.3	mR/hr	N/A	5	GOOD

11/02/2000 07:55 PM

GROUP DISPLAY FOR E_RXBRAD
E-PLAN RX BLDG AREA RAD MONITORS

POINT ID		DESCRIPTION		CURRENT VALUE	UNITS	LOW ALARM COUNTS	HIGH/ALARM SENSOR	QUAL
PAR04	ARM-04	RB/RW SUMP AREA	A	137.2	mR/hr	N/A	15.0	GOOD
PAR25	ARM-25	RHR A*C PMP RM	A	471.3	mR/hr	N/A	50.0	GOOD
PAR01	ARM-01	RHR B*D PP ROOM	A	459.4	mR/hr	N/A	50.0	GOOD
PAR02	ARM-02	RCIC PP*TURB RM	A	100.0	mR/hr	N/A	4.00	GOOD
PAR03	ARM-03	HPCI RM	A	100.0	mR/hr	N/A	4.00	GOOD
PAR36	ARM-36	RB RAILROAD ACC	A	100.0	mR/hr	N/A	4.00	GOOD
PAR16	ARM-16	REMOTE S/D RM ACC	A	100.0	mR/hr	N/A	2.50	GOOD
PAR06	ARM-06	CRD SOUTH	A	203.7	mR/hr	N/A	15.0	GOOD
PAR09	ARM-09	CRD REPAIR ROOM	A	111.7	mR/hr	N/A	25.0	GOOD
PAR05	ARM-05	CRD NORTH	A	208.5	mR/hr	N/A	15.0	GOOD
PAR41	ARM-41	TIP CHAMBER SHLD		1.0	R/hr	N/A	300.0	GOOD
PAR26	ARM-26	TIP DRIVE MECH	A	133.8	mR/hr	N/A	15.0	GOOD
PAR10	ARM-10	FUEL POOL PP AREA	A	106.6	mR/hr	N/A	15.0	GOOD
PAR08	ARM-08	RWCU RECIR PP AREA	A	115.0	mR/hr	N/A	5.00	GOOD
PAR13	ARM-13	NEW FUEL CRIT MON	A	72.4	mR/hr	N/A	15.00	GOOD
PAR11	ARM-11	RX BLDG SAMPLE SET	A	95.5	mR/hr	N/A	15.00	GOOD
PAR12	ARM-12	RECIRC FAN RM	A	100.0	mR/hr	N/A	15.00	GOOD
PAR14	ARM-14	SPNT FUEL CRIT MON	A	140.0	mR/hr	N/A	15.0	GOOD
PAR15	ARM-15	RFUEL FLR-SOUTH	A	77.9	mR/hr	N/A	4.0	GOOD
PAR42	ARM-42	RFUEL FLR-WEST	A	72.6	mR/hr	N/A	4.00	GOOD

11/02/2000 07:55 PM

GROUP DISPLAY FOR E_TRBRAD
TURB BLDG AREA RAD MON E-PLAN

POINT ID		DESCRIPTION	CURRENT VALUE	UNITS	LOW ALARM COUNTS	HIGH/ALARM SENSOR	QUAL
PAR17	ARM-17	COND PUMP AREA	1.2	mR/hr	N/A	50	GOOD
PAR07	ARM-07	OFFGAS BYP AREA	4.0	mR/hr	N/A	200	GOOD
PAR18	ARM-18	RFP AT RB ACCESS	0.9	mR/hr	N/A	15	GOOD
PAR40	ARM-40	S&A ACC TB 676	0.1	mR/hr	N/A	5	GOOD
PAR19	ARM-19	SJAE ROOM	260.9	mR/hr	N/A	900	GOOD
PAR20	ARM-20	FW HTRS AT 2C101	0.4	mR/hr	N/A	100	GOOD
PAR21	ARM-21	RECR MG SET AREA	1.6	mR/hr	N/A	15	GOOD
PAR24	ARM-24	TURBINE FRON END	0.5	mR/hr	N/A	5	GOOD
PAR22	ARM-22	GEN BAY AREA	0.8	mR/hr	N/A	5	GOOD
PAR23	ARM-23	TB HVAC EQUIP ROOM	0.3	mR/hr	N/A	5	GOOD

11/02/2000 08:00 PM

GROUP DISPLAY FOR E_RXBRAD
E-PLAN RX BLDG AREA RAD MONITORS

POINT ID		DESCRIPTION		CURRENT VALUE	UNITS	LOW ALARM COUNTS	HIGH/ALARM SENSOR	QUAL
PAR04	ARM-04	RB/RW SUMP AREA	A	519.5	mR/hr	N/A	15.0	GOOD
PAR25	ARM-25	RHR A*C PMP RM	A	897.7	mR/hr	N/A	50.0	GOOD
PAR01	ARM-01	RHR B*D PP ROOM	A	871.3	mR/hr	N/A	50.0	GOOD
PAR02	ARM-02	RCIC PP*TURB RM	A	100.0	mR/hr	N/A	4.00	GOOD
PAR03	ARM-03	HPCI RM	A	100.0	mR/hr	N/A	4.00	GOOD
PAR36	ARM-36	RB RAILROAD ACC	A	100.0	mR/hr	N/A	4.00	GOOD
PAR16	ARM-16	REMOTE S/D RM ACC	A	100.0	mR/hr	N/A	2.50	GOOD
PAR06	ARM-06	CRD SOUTH	A	632.0	mR/hr	N/A	15.0	GOOD
PAR09	ARM-09	CRD REPAIR ROOM	A	430.2	mR/hr	N/A	25.0	GOOD
PAR05	ARM-05	CRD NORTH	A	652.8	mR/hr	N/A	15.0	GOOD
PAR41	ARM-41	TIP CHAMBER SHLD		2.7	R/hr	N/A	300.0	GOOD
PAR26	ARM-26	TIP DRIVE MECH	A	516.0	mR/hr	N/A	15.0	GOOD
PAR10	ARM-10	FUEL POOL PP AREA	A	409.2	mR/hr	N/A	15.0	GOOD
PAR08	ARM-08	RWCU RECIR PP AREA	A	433.5	mR/hr	N/A	5.00	GOOD
PAR13	ARM-13	NEW FUEL CRIT MON	A	279.4	mR/hr	N/A	15.00	GOOD
PAR11	ARM-11	RX BLDG SAMPLE SET	A	100.0	mR/hr	N/A	15.00	GOOD
PAR12	ARM-12	RECIRC FAN RM	A	100.0	mR/hr	N/A	15.00	GOOD
PAR14	ARM-14	SPNT FUEL CRIT MON	A	538.2	mR/hr	N/A	15.0	GOOD
PAR15	ARM-15	RFUEL FLR-SOUTH	A	100.0	mR/hr	N/A	4.0	GOOD
PAR42	ARM-42	RFUEL FLR-WEST	A	100.0	mR/hr	N/A	4.00	GOOD

11/02/2000 08:00 PM

GROUP DISPLAY FOR E_TRBRAD
TURB BLDG AREA RAD MON E-PLAN

POINT ID		DESCRIPTION	CURRENT VALUE	UNITS	LOW ALARM COUNTS	HIGH/ALARM SENSOR	QUAL
PAR17	ARM-17	COND PUMP AREA	1.2	mR/hr	N/A	50	GOOD
PAR07	ARM-07	OFFGAS BYP AREA	4.0	mR/hr	N/A	200	GOOD
PAR18	ARM-18	RFP AT RB ACCESS	0.9	mR/hr	N/A	15	GOOD
PAR40	ARM-40	S&A ACC TB 676	0.1	mR/hr	N/A	5	GOOD
PAR19	ARM-19	SJAE ROOM	268.6	mR/hr	N/A	900	GOOD
PAR20	ARM-20	FW HTRS AT 2C101	0.4	mR/hr	N/A	100	GOOD
PAR21	ARM-21	RECR MG SET AREA	1.7	mR/hr	N/A	15	GOOD
PAR24	ARM-24	TURBINE FRON END	0.5	mR/hr	N/A	5	GOOD
PAR22	ARM-22	GEN BAY AREA	0.8	mR/hr	N/A	5	GOOD
PAR23	ARM-23	TB HVAC EQUIP ROOM	0.4	mR/hr	N/A	5	GOOD

11/02/2000 08:05 PM

GROUP DISPLAY FOR E_RXBRAD
E-PLAN RX BLDG AREA RAD MONITORS

POINT ID		DESCRIPTION		CURRENT VALUE	UNITS	LOW ALARM COUNTS	HIGH/ALARM SENSOR	QUAL
PAR04	ARM-04	RB/RW SUMP AREA	A	1000.0	mR/hr	N/A	15.0	GOOD
PAR25	ARM-25	RHR A*C PMP RM	A	1000.0	mR/hr	N/A	50.0	GOOD
PAR01	ARM-01	RHR B*D PP ROOM	A	1000.0	mR/hr	N/A	50.0	GOOD
PAR02	ARM-02	RCIC PP*TURB RM	A	100.0	mR/hr	N/A	4.00	GOOD
PAR03	ARM-03	HPCI RM	A	100.0	mR/hr	N/A	4.00	GOOD
PAR36	ARM-36	RB RAILROAD ACC	A	100.0	mR/hr	N/A	4.00	GOOD
PAR16	ARM-16	REMOTE S/D RM ACC	A	100.0	mR/hr	N/A	2.50	GOOD
PAR06	ARM-06	CRD SOUTH	A	1000.0	mR/hr	N/A	15.0	GOOD
PAR09	ARM-09	CRD REPAIR ROOM	A	983.3	mR/hr	N/A	25.0	GOOD
PAR05	ARM-05	CRD NORTH	A	1000.0	mR/hr	N/A	15.0	GOOD
PAR41	ARM-41	TIP CHAMBER SHLD		5.6	R/hr	N/A	300.0	GOOD
PAR26	ARM-26	TIP DRIVE MECH	A	1000.0	mR/hr	N/A	15.0	GOOD
PAR10	ARM-10	FUEL POOL PP AREA	A	934.6	mR/hr	N/A	15.0	GOOD
PAR08	ARM-08	RWCU RECIR PP AREA	A	986.6	mR/hr	N/A	5.00	GOOD
PAR13	ARM-13	NEW FUEL CRIT MON	A	638.9	mR/hr	N/A	15.00	GOOD
PAR11	ARM-11	RX BLDG SAMPLE SET	A	100.0	mR/hr	N/A	15.00	GOOD
PAR12	ARM-12	RECIRC FAN RM	A	100.0	mR/hr	N/A	15.00	GOOD
PAR14	ARM-14	SPNT FUEL CRIT MON	A	1000.0	mR/hr	N/A	15.0	GOOD
PAR15	ARM-15	RFUEL FLR-SOUTH	A	100.0	mR/hr	N/A	4.0	GOOD
PAR42	ARM-42	RFUEL FLR-WEST	A	100.0	mR/hr	N/A	4.00	GOOD

11/02/2000 08:05 PM

GROUP DISPLAY FOR E_TRBRAD
TURB BLDG AREA RAD MON E-PLAN

POINT ID		DESCRIPTION	CURRENT VALUE	UNITS	LOW ALARM COUNTS	HIGH/ALARM SENSOR	QUAL
PAR17	ARM-17	COND PUMP AREA	1.2	mR/hr	N/A	50	GOOD
PAR07	ARM-07	OFFGAS BYP AREA	4.0	mR/hr	N/A	200	GOOD
PAR18	ARM-18	RFP AT RB ACCESS	0.9	mR/hr	N/A	15	GOOD
PAR40	ARM-40	S&A ACC TB 676	0.1	mR/hr	N/A	5	GOOD
PAR19	ARM-19	SJAE ROOM	266.3	mR/hr	N/A	900	GOOD
PAR20	ARM-20	FW HTRS AT 2C101	0.4	mR/hr	N/A	100	GOOD
PAR21	ARM-21	RECR MG SET AREA	1.7	mR/hr	N/A	15	GOOD
PAR24	ARM-24	TURBINE FRON END	0.5	mR/hr	N/A	5	GOOD
PAR22	ARM-22	GEN BAY AREA	0.8	mR/hr	N/A	5	GOOD
PAR23	ARM-23	TB HVAC EQUIP ROOM	0.5	mR/hr	N/A	5	GOOD

11/02/2000 08:10 PM

GROUP DISPLAY FOR E_RXBRAD
E-PLAN RX BLDG AREA RAD MONITORS

POINT ID		DESCRIPTION		CURRENT VALUE	UNITS	LOW ALARM COUNTS	HIGH/ALARM SENSOR	QUAL
PAR04	ARM-04	RB/RW SUMP AREA	A	1000.0	mR/hr	N/A	15.0	GOOD
PAR25	ARM-25	RHR A*C PMP RM	A	1000.0	mR/hr	N/A	50.0	GOOD
PAR01	ARM-01	RHR B*D PP ROOM	A	1000.0	mR/hr	N/A	50.0	GOOD
PAR02	ARM-02	RCIC PP*TURB RM	A	100.0	mR/hr	N/A	4.00	GOOD
PAR03	ARM-03	HPCI RM	A	100.0	mR/hr	N/A	4.00	GOOD
PAR36	ARM-36	RB RAILROAD ACC	A	100.0	mR/hr	N/A	4.00	GOOD
PAR16	ARM-16	REMOTE S/D RM ACC	A	100.0	mR/hr	N/A	2.50	GOOD
PAR06	ARM-06	CRD SOUTH	A	1000.0	mR/hr	N/A	15.0	GOOD
PAR09	ARM-09	CRD REPAIR ROOM	A	1000.0	mR/hr	N/A	25.0	GOOD
PAR05	ARM-05	CRD NORTH	A	1000.0	mR/hr	N/A	15.0	GOOD
PAR41	ARM-41	TIP CHAMBER SHLD		9.4	R/hr	N/A	300.0	GOOD
PAR26	ARM-26	TIP DRIVE MECH	A	1000.0	mR/hr	N/A	15.0	GOOD
PAR10	ARM-10	FUEL POOL PP AREA	A	1000.0	mR/hr	N/A	15.0	GOOD
PAR08	ARM-08	RWCU RECIR PP AREA	A	1000.0	mR/hr	N/A	5.00	GOOD
PAR13	ARM-13	NEW FUEL CRIT MON	A	1000.0	mR/hr	N/A	15.00	GOOD
PAR11	ARM-11	RX BLDG SAMPLE SET	A	100.0	mR/hr	N/A	15.00	GOOD
PAR12	ARM-12	RECIRC FAN RM	A	100.0	mR/hr	N/A	15.00	GOOD
PAR14	ARM-14	SPNT FUEL CRIT MON	A	1000.0	mR/hr	N/A	15.0	GOOD
PAR15	ARM-15	RFUEL FLR-SOUTH	A	100.0	mR/hr	N/A	4.0	GOOD
PAR42	ARM-42	RFUEL FLR-WEST	A	100.0	mR/hr	N/A	4.00	GOOD

11/02/2000 08:10 PM

GROUP DISPLAY FOR E_TRBRAD
TURB BLDG AREA RAD MON E-PLAN

POINT ID		DESCRIPTION	CURRENT VALUE	UNITS	LOW ALARM COUNTS	HIGH/ALARM SENSOR	QUAL
PAR17	ARM-17	COND PUMP AREA	1.2	mR/hr	N/A	50	GOOD
PAR07	ARM-07	OFFGAS BYP AREA	4.0	mR/hr	N/A	200	GOOD
PAR18	ARM-18	RFP AT RB ACCESS	0.9	mR/hr	N/A	15	GOOD
PAR40	ARM-40	S&A ACC TB 676	0.1	mR/hr	N/A	5	GOOD
PAR19	ARM-19	SJAE ROOM	266.1	mR/hr	N/A	900	GOOD
PAR20	ARM-20	FW HTRS AT 2C101	0.4	mR/hr	N/A	100	GOOD
PAR21	ARM-21	RECR MG SET AREA	1.8	mR/hr	N/A	15	GOOD
PAR24	ARM-24	TURBINE FRON END	0.5	mR/hr	N/A	5	GOOD
PAR22	ARM-22	GEN BAY AREA	0.8	mR/hr	N/A	5	GOOD
PAR23	ARM-23	TB HVAC EQUIP ROOM	0.7	mR/hr	N/A	5	GOOD

11/02/2000 08:15 PM

GROUP DISPLAY FOR E_RXBRAD
E-PLAN RX BLDG AREA RAD MONITORS

POINT ID		DESCRIPTION		CURRENT VALUE	UNITS	LOW ALARM COUNTS	HIGH/ALARM SENSOR	QUAL
PAR04	ARM-04	RB/RW SUMP AREA	A	1000.0	mR/hr	N/A	15.0	GOOD
PAR25	ARM-25	RHR A*C PMP RM	A	1000.0	mR/hr	N/A	50.0	GOOD
PAR01	ARM-01	RHR B*D PP ROOM	A	1000.0	mR/hr	N/A	50.0	GOOD
PAR02	ARM-02	RCIC PP*TURB RM	A	100.0	mR/hr	N/A	4.00	GOOD
PAR03	ARM-03	HPCI RM	A	100.0	mR/hr	N/A	4.00	GOOD
PAR36	ARM-36	RB RAILROAD ACC	A	100.0	mR/hr	N/A	4.00	GOOD
PAR16	ARM-16	REMOTE S/D RM ACC	A	100.0	mR/hr	N/A	2.50	GOOD
PAR06	ARM-06	CRD SOUTH	A	1000.0	mR/hr	N/A	15.0	GOOD
PAR09	ARM-09	CRD REPAIR ROOM	A	1000.0	mR/hr	N/A	25.0	GOOD
PAR05	ARM-05	CRD NORTH	A	1000.0	mR/hr	N/A	15.0	GOOD
PAR41	ARM-41	TIP CHAMBER SHLD		13.9	R/hr	N/A	300.0	GOOD
PAR26	ARM-26	TIP DRIVE MECH	A	1000.0	mR/hr	N/A	15.0	GOOD
PAR10	ARM-10	FUEL POOL PP AREA	A	1000.0	mR/hr	N/A	15.0	GOOD
PAR08	ARM-08	RWCU RECIR PP AREA	A	1000.0	mR/hr	N/A	5.00	GOOD
PAR13	ARM-13	NEW FUEL CRIT MON	A	1000.0	mR/hr	N/A	15.00	GOOD
PAR11	ARM-11	RX BLDG SAMPLE SET	A	100.0	mR/hr	N/A	15.00	GOOD
PAR12	ARM-12	RECIRC FAN RM	A	100.0	mR/hr	N/A	15.00	GOOD
PAR14	ARM-14	SPNT FUEL CRIT MON	A	1000.0	mR/hr	N/A	15.0	GOOD
PAR15	ARM-15	RFUEL FLR-SOUTH	A	100.0	mR/hr	N/A	4.0	GOOD
PAR42	ARM-42	RFUEL FLR-WEST	A	100.0	mR/hr	N/A	4.00	GOOD

11/02/2000 08:15 PM

GROUP DISPLAY FOR E_TRBRAD
TURB BLDG AREA RAD MON E-PLAN

POINT ID		DESCRIPTION	CURRENT VALUE	UNITS	LOW ALARM COUNTS	HIGH/ALARM SENSOR	QUAL
PAR17	ARM-17	COND PUMP AREA	1.2	mR/hr	N/A	50	GOOD
PAR07	ARM-07	OFFGAS BYP AREA	4.0	mR/hr	N/A	200	GOOD
PAR18	ARM-18	RFP AT RB ACCESS	0.9	mR/hr	N/A	15	GOOD
PAR40	ARM-40	S&A ACC TB 676	0.1	mR/hr	N/A	5	GOOD
PAR19	ARM-19	SJAE ROOM	264.8	mR/hr	N/A	900	GOOD
PAR20	ARM-20	FW HTRS AT 2C101	0.4	mR/hr	N/A	100	GOOD
PAR21	ARM-21	RECR MG SET AREA	1.9	mR/hr	N/A	15	GOOD
PAR24	ARM-24	TURBINE FRON END	0.6	mR/hr	N/A	5	GOOD
PAR22	ARM-22	GEN BAY AREA	0.8	mR/hr	N/A	5	GOOD
PAR23	ARM-23	TB HVAC EQUIP ROOM	0.9	mR/hr	N/A	5	GOOD

11/02/2000 08:20 PM

GROUP DISPLAY FOR E_RXBRAD
E-PLAN RX BLDG AREA RAD MONITORS

POINT ID		DESCRIPTION		CURRENT VALUE	UNITS	LOW ALARM COUNTS	HIGH/ALARM SENSOR	QUAL
PAR04	ARM-04	RB/RW SUMP AREA	A	1000.0	mR/hr	N/A	15.0	GOOD
PAR25	ARM-25	RHR A*C PMP RM	A	1000.0	mR/hr	N/A	50.0	GOOD
PAR01	ARM-01	RHR B*D PP ROOM	A	1000.0	mR/hr	N/A	50.0	GOOD
PAR02	ARM-02	RCIC PP*TURB RM	A	100.0	mR/hr	N/A	4.00	GOOD
PAR03	ARM-03	HPCI RM	A	100.0	mR/hr	N/A	4.00	GOOD
PAR36	ARM-36	RB RAILROAD ACC	A	100.0	mR/hr	N/A	4.00	GOOD
PAR16	ARM-16	REMOTE S/D RM ACC	A	100.0	mR/hr	N/A	2.50	GOOD
PAR06	ARM-06	CRD SOUTH	A	1000.0	mR/hr	N/A	15.0	GOOD
PAR09	ARM-09	CRD REPAIR ROOM	A	1000.0	mR/hr	N/A	25.0	GOOD
PAR05	ARM-05	CRD NORTH	A	1000.0	mR/hr	N/A	15.0	GOOD
PAR41	ARM-41	TIP CHAMBER SHLD		19.0	R/hr	N/A	300.0	GOOD
PAR26	ARM-26	TIP DRIVE MECH	A	1000.0	mR/hr	N/A	15.0	GOOD
PAR10	ARM-10	FUEL POOL PP AREA	A	1000.0	mR/hr	N/A	15.0	GOOD
PAR08	ARM-08	RWCU RECIR PP AREA	A	1000.0	mR/hr	N/A	5.00	GOOD
PAR13	ARM-13	NEW FUEL CRIT MON	A	1000.0	mR/hr	N/A	15.00	GOOD
PAR11	ARM-11	RX BLDG SAMPLE SET	A	100.0	mR/hr	N/A	15.00	GOOD
PAR12	ARM-12	RECIRC FAN RM	A	100.0	mR/hr	N/A	15.00	GOOD
PAR14	ARM-14	SPNT FUEL CRIT MON	A	1000.0	mR/hr	N/A	15.0	GOOD
PAR15	ARM-15	RFUEL FLR-SOUTH	A	100.0	mR/hr	N/A	4.0	GOOD
PAR42	ARM-42	RFUEL FLR-WEST	A	100.0	mR/hr	N/A	4.00	GOOD

11/02/2000 08:20 PM

GROUP DISPLAY FOR E_TRBRAD
TURB BLDG AREA RAD MON E-PLAN

POINT ID		DESCRIPTION	CURRENT VALUE	UNITS	LOW ALARM COUNTS	HIGH/ALARM SENSOR	QUAL
PAR17	ARM-17	COND PUMP AREA	1.2	mR/hr	N/A	50	GOOD
PAR07	ARM-07	OFFGAS BYP AREA	4.0	mR/hr	N/A	200	GOOD
PAR18	ARM-18	RFP AT RB ACCESS	0.9	mR/hr	N/A	15	GOOD
PAR40	ARM-40	S&A ACC TB 676	0.1	mR/hr	N/A	5	GOOD
PAR19	ARM-19	SJAE ROOM	263.7	mR/hr	N/A	900	GOOD
PAR20	ARM-20	FW HTRS AT 2C101	0.4	mR/hr	N/A	100	GOOD
PAR21	ARM-21	RECR MG SET AREA	2.0	mR/hr	N/A	15	GOOD
PAR24	ARM-24	TURBINE FRON END	0.6	mR/hr	N/A	5	GOOD
PAR22	ARM-22	GEN BAY AREA	0.8	mR/hr	N/A	5	GOOD
PAR23	ARM-23	TB HVAC EQUIP ROOM	1.2	mR/hr	N/A	5	GOOD

11/02/2000 08:25 PM

GROUP DISPLAY FOR E_RXBRAD
E-PLAN RX BLDG AREA RAD MONITORS

POINT ID		DESCRIPTION		CURRENT VALUE	UNITS	LOW ALARM COUNTS	HIGH/ALARM SENSOR	QUAL
PAR04	ARM-04	RB/RW SUMP AREA	A	1000.0	mR/hr	N/A	15.0	GOOD
PAR25	ARM-25	RHR A*C PMP RM	A	1000.0	mR/hr	N/A	50.0	GOOD
PAR01	ARM-01	RHR B*D PP ROOM	A	1000.0	mR/hr	N/A	50.0	GOOD
PAR02	ARM-02	RCIC PP*TURB RM	A	100.0	mR/hr	N/A	4.00	GOOD
PAR03	ARM-03	HPCI RM	A	100.0	mR/hr	N/A	4.00	GOOD
PAR36	ARM-36	RB RAILROAD ACC	A	100.0	mR/hr	N/A	4.00	GOOD
PAR16	ARM-16	REMOTE S/D RM ACC	A	100.0	mR/hr	N/A	2.50	GOOD
PAR06	ARM-06	CRD SOUTH	A	1000.0	mR/hr	N/A	15.0	GOOD
PAR09	ARM-09	CRD REPAIR ROOM	A	1000.0	mR/hr	N/A	25.0	GOOD
PAR05	ARM-05	CRD NORTH	A	1000.0	mR/hr	N/A	15.0	GOOD
PAR41	ARM-41	TIP CHAMBER SHLD		24.4	R/hr	N/A	300.0	GOOD
PAR26	ARM-26	TIP DRIVE MECH	A	1000.0	mR/hr	N/A	15.0	GOOD
PAR10	ARM-10	FUEL POOL PP AREA	A	1000.0	mR/hr	N/A	15.0	GOOD
PAR08	ARM-08	RWCU RECIR PP AREA	A	1000.0	mR/hr	N/A	5.00	GOOD
PAR13	ARM-13	NEW FUEL CRIT MON	A	1000.0	mR/hr	N/A	15.00	GOOD
PAR11	ARM-11	RX BLDG SAMPLE SET	A	100.0	mR/hr	N/A	15.00	GOOD
PAR12	ARM-12	RECIRC FAN RM	A	100.0	mR/hr	N/A	15.00	GOOD
PAR14	ARM-14	SPNT FUEL CRIT MON	A	1000.0	mR/hr	N/A	15.0	GOOD
PAR15	ARM-15	RFUEL FLR-SOUTH	A	100.0	mR/hr	N/A	4.0	GOOD
PAR42	ARM-42	RFUEL FLR-WEST	A	100.0	mR/hr	N/A	4.00	GOOD

11/02/2000 08:25 PM

GROUP DISPLAY FOR E_TRBRAD
TURB BLDG AREA RAD MON E-PLAN

POINT ID		DESCRIPTION	CURRENT VALUE	UNITS	LOW ALARM COUNTS	HIGH/ALARM SENSOR	QUAL
PAR17	ARM-17	COND PUMP AREA	1.2	mR/hr	N/A	50	GOOD
PAR07	ARM-07	OFFGAS BYP AREA	4.0	mR/hr	N/A	200	GOOD
PAR18	ARM-18	RFP AT RB ACCESS	0.9	mR/hr	N/A	15	GOOD
PAR40	ARM-40	S&A ACC TB 676	0.1	mR/hr	N/A	5	GOOD
PAR19	ARM-19	SJAE ROOM	266.1	mR/hr	N/A	900	GOOD
PAR20	ARM-20	FW HTRS AT 2C101	0.4	mR/hr	N/A	100	GOOD
PAR21	ARM-21	RECR MG SET AREA	2.2	mR/hr	N/A	15	GOOD
PAR24	ARM-24	TURBINE FRON END	0.6	mR/hr	N/A	5	GOOD
PAR22	ARM-22	GEN BAY AREA	0.8	mR/hr	N/A	5	GOOD
PAR23	ARM-23	TB HVAC EQUIP ROOM	1.4	mR/hr	N/A	5	GOOD

11/02/2000 08:30 PM

GROUP DISPLAY FOR E_RXBRAD
E-PLAN RX BLDG AREA RAD MONITORS

POINT ID		DESCRIPTION		CURRENT VALUE	UNITS	LOW ALARM COUNTS	HIGH/ALARM SENSOR	QUAL
PAR04	ARM-04	RB/RW SUMP AREA	A	1000.0	mR/hr	N/A	15.0	GOOD
PAR25	ARM-25	RHR A*C PMP RM	A	1000.0	mR/hr	N/A	50.0	GOOD
PAR01	ARM-01	RHR B*D PP ROOM	A	1000.0	mR/hr	N/A	50.0	GOOD
PAR02	ARM-02	RCIC PP*TURB RM	A	100.0	mR/hr	N/A	4.00	GOOD
PAR03	ARM-03	HPCI RM	A	100.0	mR/hr	N/A	4.00	GOOD
PAR36	ARM-36	RB RAILROAD ACC	A	100.0	mR/hr	N/A	4.00	GOOD
PAR16	ARM-16	REMOTE S/D RM ACC	A	100.0	mR/hr	N/A	2.50	GOOD
PAR06	ARM-06	CRD SOUTH	A	1000.0	mR/hr	N/A	15.0	GOOD
PAR09	ARM-09	CRD REPAIR ROOM	A	1000.0	mR/hr	N/A	25.0	GOOD
PAR05	ARM-05	CRD NORTH	A	1000.0	mR/hr	N/A	15.0	GOOD
PAR41	ARM-41	TIP CHAMBER SHLD		30.2	R/hr	N/A	300.0	GOOD
PAR26	ARM-26	TIP DRIVE MECH	A	1000.0	mR/hr	N/A	15.0	GOOD
PAR10	ARM-10	FUEL POOL PP AREA	A	1000.0	mR/hr	N/A	15.0	GOOD
PAR08	ARM-08	RWCU RECIR PP AREA	A	1000.0	mR/hr	N/A	5.00	GOOD
PAR13	ARM-13	NEW FUEL CRIT MON	A	1000.0	mR/hr	N/A	15.00	GOOD
PAR11	ARM-11	RX BLDG SAMPLE SET	A	100.0	mR/hr	N/A	15.00	GOOD
PAR12	ARM-12	RECIRC FAN RM	A	100.0	mR/hr	N/A	15.00	GOOD
PAR14	ARM-14	SPNT FUEL CRIT MON	A	1000.0	mR/hr	N/A	15.0	GOOD
PAR15	ARM-15	RFUEL FLR-SOUTH	A	100.0	mR/hr	N/A	4.0	GOOD
PAR42	ARM-42	RFUEL FLR-WEST	A	100.0	mR/hr	N/A	4.00	GOOD

11/02/2000 08:30 PM

GROUP DISPLAY FOR E_TRBRAD
TURB BLDG AREA RAD MON E-PLAN

POINT ID		DESCRIPTION	CURRENT VALUE	UNITS	LOW ALARM COUNTS	HIGH/ALARM SENSOR	QUAL
PAR17	ARM-17	COND PUMP AREA	1.2	mR/hr	N/A	50	GOOD
PAR07	ARM-07	OFFGAS BYP AREA	4.0	mR/hr	N/A	200	GOOD
PAR18	ARM-18	RFP AT RB ACCESS	0.9	mR/hr	N/A	15	GOOD
PAR40	ARM-40	S&A ACC TB 676	0.1	mR/hr	N/A	5	GOOD
PAR19	ARM-19	SJAE ROOM	266.8	mR/hr	N/A	900	GOOD
PAR20	ARM-20	FW HTRS AT 2C101	0.4	mR/hr	N/A	100	GOOD
PAR21	ARM-21	RECR MG SET AREA	2.3	mR/hr	N/A	15	GOOD
PAR24	ARM-24	TURBINE FRON END	0.6	mR/hr	N/A	5	GOOD
PAR22	ARM-22	GEN BAY AREA	0.8	mR/hr	N/A	5	GOOD
PAR23	ARM-23	TB HVAC EQUIP ROOM	1.7	mR/hr	N/A	5	GOOD

11/02/2000 08:35 PM

GROUP DISPLAY FOR E_RXBRAD
E-PLAN RX BLDG AREA RAD MONITORS

POINT ID		DESCRIPTION		CURRENT VALUE	UNITS	LOW ALARM COUNTS	HIGH/ALARM SENSOR	QUAL
PAR04	ARM-04	RB/RW SUMP AREA	A	1000.0	mR/hr	N/A	15.0	GOOD
PAR25	ARM-25	RHR A*C PMP RM	A	1000.0	mR/hr	N/A	50.0	GOOD
PAR01	ARM-01	RHR B*D PP ROOM	A	1000.0	mR/hr	N/A	50.0	GOOD
PAR02	ARM-02	RCIC PP*TURB RM	A	100.0	mR/hr	N/A	4.00	GOOD
PAR03	ARM-03	HPCI RM	A	100.0	mR/hr	N/A	4.00	GOOD
PAR36	ARM-36	RB RAILROAD ACC	A	100.0	mR/hr	N/A	4.00	GOOD
PAR16	ARM-16	REMOTE S/D RM ACC	A	100.0	mR/hr	N/A	2.50	GOOD
PAR06	ARM-06	CRD SOUTH	A	1000.0	mR/hr	N/A	15.0	GOOD
PAR09	ARM-09	CRD REPAIR ROOM	A	1000.0	mR/hr	N/A	25.0	GOOD
PAR05	ARM-05	CRD NORTH	A	1000.0	mR/hr	N/A	15.0	GOOD
PAR41	ARM-41	TIP CHAMBER SHLD		35.8	R/hr	N/A	300.0	GOOD
PAR26	ARM-26	TIP DRIVE MECH	A	1000.0	mR/hr	N/A	15.0	GOOD
PAR10	ARM-10	FUEL POOL PP AREA	A	1000.0	mR/hr	N/A	15.0	GOOD
PAR08	ARM-08	RWCU RECIR PP AREA	A	1000.0	mR/hr	N/A	5.00	GOOD
PAR13	ARM-13	NEW FUEL CRIT MON	A	1000.0	mR/hr	N/A	15.00	GOOD
PAR11	ARM-11	RX BLDG SAMPLE SET	A	100.0	mR/hr	N/A	15.00	GOOD
PAR12	ARM-12	RECIRC FAN RM	A	100.0	mR/hr	N/A	15.00	GOOD
PAR14	ARM-14	SPNT FUEL CRIT MON	A	1000.0	mR/hr	N/A	15.0	GOOD
PAR15	ARM-15	RFUEL FLR-SOUTH	A	100.0	mR/hr	N/A	4.0	GOOD
PAR42	ARM-42	RFUEL FLR-WEST	A	100.0	mR/hr	N/A	4.00	GOOD

11/02/2000 08:35 PM

GROUP DISPLAY FOR E_TRBRAD
TURB BLDG AREA RAD MON E-PLAN

POINT ID		DESCRIPTION	CURRENT VALUE	UNITS	LOW ALARM COUNTS	HIGH/ALARM SENSOR	QUAL
PAR17	ARM-17	COND PUMP AREA	1.2	mR/hr	N/A	50	GOOD
PAR07	ARM-07	OFFGAS BYP AREA	4.1	mR/hr	N/A	200	GOOD
PAR18	ARM-18	RFP AT RB ACCESS	0.9	mR/hr	N/A	15	GOOD
PAR40	ARM-40	S&A ACC TB 676	0.1	mR/hr	N/A	5	GOOD
PAR19	ARM-19	SJAE ROOM	261.9	mR/hr	N/A	900	GOOD
PAR20	ARM-20	FW HTRS AT 2C101	0.4	mR/hr	N/A	100	GOOD
PAR21	ARM-21	RECR MG SET AREA	2.5	mR/hr	N/A	15	GOOD
PAR24	ARM-24	TURBINE FRON END	0.6	mR/hr	N/A	5	GOOD
PAR22	ARM-22	GEN BAY AREA	0.8	mR/hr	N/A	5	GOOD
PAR23	ARM-23	TB HVAC EQUIP ROOM	2.0	mR/hr	N/A	5	GOOD

11/02/2000 08:40 PM

GROUP DISPLAY FOR E_RXBRAD
E-PLAN RX BLDG AREA RAD MONITORS

POINT ID		DESCRIPTION		CURRENT VALUE	UNITS	LOW ALARM COUNTS	HIGH/ALARM SENSOR	QUAL
PAR04	ARM-04	RB/RW SUMP AREA	A	1000.0	mR/hr	N/A	15.0	GOOD
PAR25	ARM-25	RHR A*C PMP RM	A	1000.0	mR/hr	N/A	50.0	GOOD
PAR01	ARM-01	RHR B*D PP ROOM	A	1000.0	mR/hr	N/A	50.0	GOOD
PAR02	ARM-02	RCIC PP*TURB RM	A	100.0	mR/hr	N/A	4.00	GOOD
PAR03	ARM-03	HPCI RM	A	100.0	mR/hr	N/A	4.00	GOOD
PAR36	ARM-36	RB RAILROAD ACC	A	100.0	mR/hr	N/A	4.00	GOOD
PAR16	ARM-16	REMOTE S/D RM ACC	A	100.0	mR/hr	N/A	2.50	GOOD
PAR06	ARM-06	CRD SOUTH	A	1000.0	mR/hr	N/A	15.0	GOOD
PAR09	ARM-09	CRD REPAIR ROOM	A	1000.0	mR/hr	N/A	25.0	GOOD
PAR05	ARM-05	CRD NORTH	A	1000.0	mR/hr	N/A	15.0	GOOD
PAR41	ARM-41	TIP CHAMBER SHLD		40.8	R/hr	N/A	300.0	GOOD
PAR26	ARM-26	TIP DRIVE MECH	A	1000.0	mR/hr	N/A	15.0	GOOD
PAR10	ARM-10	FUEL POOL PP AREA	A	1000.0	mR/hr	N/A	15.0	GOOD
PAR08	ARM-08	RWCU RECIR PP AREA	A	1000.0	mR/hr	N/A	5.00	GOOD
PAR13	ARM-13	NEW FUEL CRIT MON	A	1000.0	mR/hr	N/A	15.00	GOOD
PAR11	ARM-11	RX BLDG SAMPLE SET	A	100.0	mR/hr	N/A	15.00	GOOD
PAR12	ARM-12	RECIRC FAN RM	A	100.0	mR/hr	N/A	15.00	GOOD
PAR14	ARM-14	SPNT FUEL CRIT MON	A	1000.0	mR/hr	N/A	15.0	GOOD
PAR15	ARM-15	RFUEL FLR-SOUTH	A	100.0	mR/hr	N/A	4.0	GOOD
PAR42	ARM-42	RFUEL FLR-WEST	A	100.0	mR/hr	N/A	4.00	GOOD

11/02/2000 08:40 PM

GROUP DISPLAY FOR E_TRBRAD
TURB BLDG AREA RAD MON E-PLAN

POINT ID		DESCRIPTION	CURRENT VALUE	UNITS	LOW ALARM COUNTS	HIGH/ALARM SENSOR	QUAL
PAR17	ARM-17	COND PUMP AREA	1.2	mR/hr	N/A	50	GOOD
PAR07	ARM-07	OFFGAS BYP AREA	4.0	mR/hr	N/A	200	GOOD
PAR18	ARM-18	RFP AT RB ACCESS	0.9	mR/hr	N/A	15	GOOD
PAR40	ARM-40	S&A ACC TB 676	0.1	mR/hr	N/A	5	GOOD
PAR19	ARM-19	SJAE ROOM	263.3	mR/hr	N/A	900	GOOD
PAR20	ARM-20	FW HTRS AT 2C101	0.4	mR/hr	N/A	100	GOOD
PAR21	ARM-21	RECR MG SET AREA	2.6	mR/hr	N/A	15	GOOD
PAR24	ARM-24	TURBINE FRON END	0.7	mR/hr	N/A	5	GOOD
PAR22	ARM-22	GEN BAY AREA	0.8	mR/hr	N/A	5	GOOD
PAR23	ARM-23	TB HVAC EQUIP ROOM	2.2	mR/hr	N/A	5	GOOD

11/02/2000 08:45 PM

GROUP DISPLAY FOR E_RXBRAD
E-PLAN RX BLDG AREA RAD MONITORS

POINT ID		DESCRIPTION		CURRENT VALUE	UNITS	LOW ALARM COUNTS	HIGH/ALARM SENSOR	QUAL
PAR04	ARM-04	RB/RW SUMP AREA	A	1000.0	mR/hr	N/A	15.0	GOOD
PAR25	ARM-25	RHR A*C PMP RM	A	1000.0	mR/hr	N/A	50.0	GOOD
PAR01	ARM-01	RHR B*D PP ROOM	A	1000.0	mR/hr	N/A	50.0	GOOD
PAR02	ARM-02	RCIC PP*TURB RM	A	100.0	mR/hr	N/A	4.00	GOOD
PAR03	ARM-03	HPCI RM	A	100.0	mR/hr	N/A	4.00	GOOD
PAR36	ARM-36	RB RAILROAD ACC	A	100.0	mR/hr	N/A	4.00	GOOD
PAR16	ARM-16	REMOTE S/D RM ACC	A	100.0	mR/hr	N/A	2.50	GOOD
PAR06	ARM-06	CRD SOUTH	A	1000.0	mR/hr	N/A	15.0	GOOD
PAR09	ARM-09	CRD REPAIR ROOM	A	1000.0	mR/hr	N/A	25.0	GOOD
PAR05	ARM-05	CRD NORTH	A	1000.0	mR/hr	N/A	15.0	GOOD
PAR41	ARM-41	TIP CHAMBER SHLD		45.4	R/hr	N/A	300.0	GOOD
PAR26	ARM-26	TIP DRIVE MECH	A	1000.0	mR/hr	N/A	15.0	GOOD
PAR10	ARM-10	FUEL POOL PP AREA	A	1000.0	mR/hr	N/A	15.0	GOOD
PAR08	ARM-08	RWCU RECIR PP AREA	A	1000.0	mR/hr	N/A	5.00	GOOD
PAR13	ARM-13	NEW FUEL CRIT MON	A	1000.0	mR/hr	N/A	15.00	GOOD
PAR11	ARM-11	RX BLDG SAMPLE SET	A	100.0	mR/hr	N/A	15.00	GOOD
PAR12	ARM-12	RECIRC FAN RM	A	100.0	mR/hr	N/A	15.00	GOOD
PAR14	ARM-14	SPNT FUEL CRIT MON	A	1000.0	mR/hr	N/A	15.0	GOOD
PAR15	ARM-15	RFUEL FLR-SOUTH	A	100.0	mR/hr	N/A	4.0	GOOD
PAR42	ARM-42	RFUEL FLR-WEST	A	100.0	mR/hr	N/A	4.00	GOOD

11/02/2000 08:45 PM

GROUP DISPLAY FOR E_TRBRAD
TURB BLDG AREA RAD MON E-PLAN

POINT ID		DESCRIPTION	CURRENT VALUE	UNITS	LOW ALARM COUNTS	HIGH/ALARM SENSOR	QUAL
PAR17	ARM-17	COND PUMP AREA	1.2	mR/hr	N/A	50	GOOD
PAR07	ARM-07	OFFGAS BYP AREA	4.1	mR/hr	N/A	200	GOOD
PAR18	ARM-18	RFP AT RB ACCESS	0.9	mR/hr	N/A	15	GOOD
PAR40	ARM-40	S&A ACC TB 676	0.1	mR/hr	N/A	5	GOOD
PAR19	ARM-19	SJAE ROOM	264.3	mR/hr	N/A	900	GOOD
PAR20	ARM-20	FW HTRS AT 2C101	0.4	mR/hr	N/A	100	GOOD
PAR21	ARM-21	RECR MG SET AREA	2.7	mR/hr	N/A	15	GOOD
PAR24	ARM-24	TURBINE FRON END	0.7	mR/hr	N/A	5	GOOD
PAR22	ARM-22	GEN BAY AREA	0.8	mR/hr	N/A	5	GOOD
PAR23	ARM-23	TB HVAC EQUIP ROOM	2.4	mR/hr	N/A	5	GOOD

11/02/2000 08:50 PM

GROUP DISPLAY FOR E_RXBRAD
E-PLAN RX BLDG AREA RAD MONITORS

POINT ID		DESCRIPTION		CURRENT VALUE	UNITS	LOW ALARM COUNTS	HIGH/ALARM SENSOR	QUAL
PAR04	ARM-04	RB/RW SUMP AREA	A	1000.0	mR/hr	N/A	15.0	GOOD
PAR25	ARM-25	RHR A*C PMP RM	A	1000.0	mR/hr	N/A	50.0	GOOD
PAR01	ARM-01	RHR B*D PP ROOM	A	1000.0	mR/hr	N/A	50.0	GOOD
PAR02	ARM-02	RCIC PP*TURB RM	A	100.0	mR/hr	N/A	4.00	GOOD
PAR03	ARM-03	HPCI RM	A	100.0	mR/hr	N/A	4.00	GOOD
PAR36	ARM-36	RB RAILROAD ACC	A	100.0	mR/hr	N/A	4.00	GOOD
PAR16	ARM-16	REMOTE S/D RM ACC	A	100.0	mR/hr	N/A	2.50	GOOD
PAR06	ARM-06	CRD SOUTH	A	1000.0	mR/hr	N/A	15.0	GOOD
PAR09	ARM-09	CRD REPAIR ROOM	A	1000.0	mR/hr	N/A	25.0	GOOD
PAR05	ARM-05	CRD NORTH	A	1000.0	mR/hr	N/A	15.0	GOOD
PAR41	ARM-41	TIP CHAMBER SHLD		49.7	R/hr	N/A	300.0	GOOD
PAR26	ARM-26	TIP DRIVE MECH	A	1000.0	mR/hr	N/A	15.0	GOOD
PAR10	ARM-10	FUEL POOL PP AREA	A	1000.0	mR/hr	N/A	15.0	GOOD
PAR08	ARM-08	RWCU RECIR PP AREA	A	1000.0	mR/hr	N/A	5.00	GOOD
PAR13	ARM-13	NEW FUEL CRIT MON	A	1000.0	mR/hr	N/A	15.00	GOOD
PAR11	ARM-11	RX BLDG SAMPLE SET	A	100.0	mR/hr	N/A	15.00	GOOD
PAR12	ARM-12	RECIRC FAN RM	A	100.0	mR/hr	N/A	15.00	GOOD
PAR14	ARM-14	SPNT FUEL CRIT MON	A	1000.0	mR/hr	N/A	15.0	GOOD
PAR15	ARM-15	RFUEL FLR-SOUTH	A	100.0	mR/hr	N/A	4.0	GOOD
PAR42	ARM-42	RFUEL FLR-WEST	A	100.0	mR/hr	N/A	4.00	GOOD

11/02/2000 08:50 PM

GROUP DISPLAY FOR E_TRBRAD
TURB BLDG AREA RAD MON E-PLAN

POINT ID		DESCRIPTION	CURRENT VALUE	UNITS	LOW ALARM COUNTS	HIGH/ALARM SENSOR	QUAL
PAR17	ARM-17	COND PUMP AREA	1.2	mR/hr	N/A	50	GOOD
PAR07	ARM-07	OFFGAS BYP AREA	4.0	mR/hr	N/A	200	GOOD
PAR18	ARM-18	RFP AT RB ACCESS	0.9	mR/hr	N/A	15	GOOD
PAR40	ARM-40	S&A ACC TB 676	0.1	mR/hr	N/A	5	GOOD
PAR19	ARM-19	SJAE ROOM	267.5	mR/hr	N/A	900	GOOD
PAR20	ARM-20	FW HTRS AT 2C101	0.5	mR/hr	N/A	100	GOOD
PAR21	ARM-21	RECR MG SET AREA	2.8	mR/hr	N/A	15	GOOD
PAR24	ARM-24	TURBINE FRON END	0.7	mR/hr	N/A	5	GOOD
PAR22	ARM-22	GEN BAY AREA	0.8	mR/hr	N/A	5	GOOD
PAR23	ARM-23	TB HVAC EQUIP ROOM	2.6	mR/hr	N/A	5	GOOD

11/02/2000 08:55 PM

GROUP DISPLAY FOR E_RXBRAD
E-PLAN RX BLDG AREA RAD MONITORS

POINT ID		DESCRIPTION		CURRENT VALUE	UNITS	LOW ALARM COUNTS	HIGH/ALARM SENSOR	QUAL
PAR04	ARM-04	RB/RW SUMP AREA	A	1000.0	mR/hr	N/A	15.0	GOOD
PAR25	ARM-25	RHR A*C PMP RM	A	1000.0	mR/hr	N/A	50.0	GOOD
PAR01	ARM-01	RHR B*D PP ROOM	A	1000.0	mR/hr	N/A	50.0	GOOD
PAR02	ARM-02	RCIC PP*TURB RM	A	100.0	mR/hr	N/A	4.00	GOOD
PAR03	ARM-03	HPCI RM	A	100.0	mR/hr	N/A	4.00	GOOD
PAR36	ARM-36	RB RAILROAD ACC	A	100.0	mR/hr	N/A	4.00	GOOD
PAR16	ARM-16	REMOTE S/D RM ACC	A	100.0	mR/hr	N/A	2.50	GOOD
PAR06	ARM-06	CRD SOUTH	A	1000.0	mR/hr	N/A	15.0	GOOD
PAR09	ARM-09	CRD REPAIR ROOM	A	1000.0	mR/hr	N/A	25.0	GOOD
PAR05	ARM-05	CRD NORTH	A	1000.0	mR/hr	N/A	15.0	GOOD
PAR41	ARM-41	TIP CHAMBER SHLD		53.6	R/hr	N/A	300.0	GOOD
PAR26	ARM-26	TIP DRIVE MECH	A	1000.0	mR/hr	N/A	15.0	GOOD
PAR10	ARM-10	FUEL POOL PP AREA	A	1000.0	mR/hr	N/A	15.0	GOOD
PAR08	ARM-08	RWCU RECIR PP AREA	A	1000.0	mR/hr	N/A	5.00	GOOD
PAR13	ARM-13	NEW FUEL CRIT MON	A	1000.0	mR/hr	N/A	15.00	GOOD
PAR11	ARM-11	RX BLDG SAMPLE SET	A	100.0	mR/hr	N/A	15.00	GOOD
PAR12	ARM-12	RECIRC FAN RM	A	100.0	mR/hr	N/A	15.00	GOOD
PAR14	ARM-14	SPNT FUEL CRIT MON	A	1000.0	mR/hr	N/A	15.0	GOOD
PAR15	ARM-15	RFUEL FLR-SOUTH	A	100.0	mR/hr	N/A	4.0	GOOD
PAR42	ARM-42	RFUEL FLR-WEST	A	100.0	mR/hr	N/A	4.00	GOOD

11/02/2000 08:55 PM

GROUP DISPLAY FOR E_TRBRAD
TURB BLDG AREA RAD MON E-PLAN

POINT ID		DESCRIPTION	CURRENT VALUE	UNITS	LOW ALARM COUNTS	HIGH/ALARM SENSOR	QUAL
PAR17	ARM-17	COND PUMP AREA	1.2	mR/hr	N/A	50	GOOD
PAR07	ARM-07	OFFGAS BYP AREA	4.0	mR/hr	N/A	200	GOOD
PAR18	ARM-18	RFP AT RB ACCESS	0.9	mR/hr	N/A	15	GOOD
PAR40	ARM-40	S&A ACC TB 676	0.1	mR/hr	N/A	5	GOOD
PAR19	ARM-19	SJAE ROOM	269.7	mR/hr	N/A	900	GOOD
PAR20	ARM-20	FW HTRS AT 2C101	0.5	mR/hr	N/A	100	GOOD
PAR21	ARM-21	RECR MG SET AREA	2.9	mR/hr	N/A	15	GOOD
PAR24	ARM-24	TURBINE FRON END	0.7	mR/hr	N/A	5	GOOD
PAR22	ARM-22	GEN BAY AREA	0.8	mR/hr	N/A	5	GOOD
PAR23	ARM-23	TB HVAC EQUIP ROOM	2.8	mR/hr	N/A	5	GOOD

11/02/2000 09:00 PM

GROUP DISPLAY FOR E_RXBRAD
E-PLAN RX BLDG AREA RAD MONITORS

POINT ID		DESCRIPTION		CURRENT VALUE	UNITS	LOW ALARM COUNTS	HIGH/ALARM SENSOR	QUAL
PAR04	ARM-04	RB/RW SUMP AREA	A	1000.0	mR/hr	N/A	15.0	GOOD
PAR25	ARM-25	RHR A*C PMP RM	A	1000.0	mR/hr	N/A	50.0	GOOD
PAR01	ARM-01	RHR B*D PP ROOM	A	1000.0	mR/hr	N/A	50.0	GOOD
PAR02	ARM-02	RCIC PP*TURB RM	A	100.0	mR/hr	N/A	4.00	GOOD
PAR03	ARM-03	HPCI RM	A	100.0	mR/hr	N/A	4.00	GOOD
PAR36	ARM-36	RB RAILROAD ACC	A	100.0	mR/hr	N/A	4.00	GOOD
PAR16	ARM-16	REMOTE S/D RM ACC	A	100.0	mR/hr	N/A	2.50	GOOD
PAR06	ARM-06	CRD SOUTH	A	1000.0	mR/hr	N/A	15.0	GOOD
PAR09	ARM-09	CRD REPAIR ROOM	A	1000.0	mR/hr	N/A	25.0	GOOD
PAR05	ARM-05	CRD NORTH	A	1000.0	mR/hr	N/A	15.0	GOOD
PAR41	ARM-41	TIP CHAMBER SHLD		57.3	R/hr	N/A	300.0	GOOD
PAR26	ARM-26	TIP DRIVE MECH	A	1000.0	mR/hr	N/A	15.0	GOOD
PAR10	ARM-10	FUEL POOL PP AREA	A	1000.0	mR/hr	N/A	15.0	GOOD
PAR08	ARM-08	RWCU RECIR PP AREA	A	1000.0	mR/hr	N/A	5.00	GOOD
PAR13	ARM-13	NEW FUEL CRIT MON	A	1000.0	mR/hr	N/A	15.00	GOOD
PAR11	ARM-11	RX BLDG SAMPLE SET	A	100.0	mR/hr	N/A	15.00	GOOD
PAR12	ARM-12	RECIRC FAN RM	A	100.0	mR/hr	N/A	15.00	GOOD
PAR14	ARM-14	SPNT FUEL CRIT MON	A	1000.0	mR/hr	N/A	15.0	GOOD
PAR15	ARM-15	RFUEL FLR-SOUTH	A	100.0	mR/hr	N/A	4.0	GOOD
PAR42	ARM-42	RFUEL FLR-WEST	A	100.0	mR/hr	N/A	4.00	GOOD

11/02/2000 09:00 PM

GROUP DISPLAY FOR E_TRBRAD
TURB BLDG AREA RAD MON E-PLAN

POINT ID		DESCRIPTION	CURRENT VALUE	UNITS	LOW ALARM COUNTS	HIGH/ALARM SENSOR	QUAL
PAR17	ARM-17	COND PUMP AREA	1.2	mR/hr	N/A	50	GOOD
PAR07	ARM-07	OFFGAS BYP AREA	4.0	mR/hr	N/A	200	GOOD
PAR18	ARM-18	RFP AT RB ACCESS	0.9	mR/hr	N/A	15	GOOD
PAR40	ARM-40	S&A ACC TB 676	0.1	mR/hr	N/A	5	GOOD
PAR19	ARM-19	SJAE ROOM	262.8	mR/hr	N/A	900	GOOD
PAR20	ARM-20	FW HTRS AT 2C101	0.5	mR/hr	N/A	100	GOOD
PAR21	ARM-21	RECR MG SET AREA	3.0	mR/hr	N/A	15	GOOD
PAR24	ARM-24	TURBINE FRON END	0.7	mR/hr	N/A	5	GOOD
PAR22	ARM-22	GEN BAY AREA	0.8	mR/hr	N/A	5	GOOD
PAR23	ARM-23	TB HVAC EQUIP ROOM	3.0	mR/hr	N/A	5	GOOD

11/02/2000 09:05 PM

GROUP DISPLAY FOR E_RXBRAD
E-PLAN RX BLDG AREA RAD MONITORS

POINT ID		DESCRIPTION		CURRENT VALUE	UNITS	LOW ALARM COUNTS	HIGH/ALARM SENSOR	QUAL
PAR04	ARM-04	RB/RW SUMP AREA	A	1000.0	mR/hr	N/A	15.0	GOOD
PAR25	ARM-25	RHR A*C PMP RM	A	1000.0	mR/hr	N/A	50.0	GOOD
PAR01	ARM-01	RHR B*D PP ROOM	A	1000.0	mR/hr	N/A	50.0	GOOD
PAR02	ARM-02	RCIC PP*TURB RM	A	100.0	mR/hr	N/A	4.00	GOOD
PAR03	ARM-03	HPCI RM	A	100.0	mR/hr	N/A	4.00	GOOD
PAR36	ARM-36	RB RAILROAD ACC	A	100.0	mR/hr	N/A	4.00	GOOD
PAR16	ARM-16	REMOTE S/D RM ACC	A	100.0	mR/hr	N/A	2.50	GOOD
PAR06	ARM-06	CRD SOUTH	A	1000.0	mR/hr	N/A	15.0	GOOD
PAR09	ARM-09	CRD REPAIR ROOM	A	1000.0	mR/hr	N/A	25.0	GOOD
PAR05	ARM-05	CRD NORTH	A	1000.0	mR/hr	N/A	15.0	GOOD
PAR41	ARM-41	TIP CHAMBER SHLD		60.7	R/hr	N/A	300.0	GOOD
PAR26	ARM-26	TIP DRIVE MECH	A	1000.0	mR/hr	N/A	15.0	GOOD
PAR10	ARM-10	FUEL POOL PP AREA	A	1000.0	mR/hr	N/A	15.0	GOOD
PAR08	ARM-08	RWCU RECIR PP AREA	A	1000.0	mR/hr	N/A	5.00	GOOD
PAR13	ARM-13	NEW FUEL CRIT MON	A	1000.0	mR/hr	N/A	15.00	GOOD
PAR11	ARM-11	RX BLDG SAMPLE SET	A	100.0	mR/hr	N/A	15.00	GOOD
PAR12	ARM-12	RECIRC FAN RM	A	100.0	mR/hr	N/A	15.00	GOOD
PAR14	ARM-14	SPNT FUEL CRIT MON	A	1000.0	mR/hr	N/A	15.0	GOOD
PAR15	ARM-15	RFUEL FLR-SOUTH	A	100.0	mR/hr	N/A	4.0	GOOD
PAR42	ARM-42	RFUEL FLR-WEST	A	100.0	mR/hr	N/A	4.00	GOOD

11/02/2000 09:05 PM

GROUP DISPLAY FOR E_TRBRAD
TURB BLDG AREA RAD MON E-PLAN

POINT ID		DESCRIPTION	CURRENT VALUE	UNITS	LOW ALARM COUNTS	HIGH/ALARM SENSOR	QUAL
PAR17	ARM-17	COND PUMP AREA	1.2	mR/hr	N/A	50	GOOD
PAR07	ARM-07	OFFGAS BYP AREA	4.1	mR/hr	N/A	200	GOOD
PAR18	ARM-18	RFP AT RB ACCESS	0.9	mR/hr	N/A	15	GOOD
PAR40	ARM-40	S&A ACC TB 676	0.1	mR/hr	N/A	5	GOOD
PAR19	ARM-19	SJAE ROOM	268.1	mR/hr	N/A	900	GOOD
PAR20	ARM-20	FW HTRS AT 2C101	0.5	mR/hr	N/A	100	GOOD
PAR21	ARM-21	RECR MG SET AREA	3.0	mR/hr	N/A	15	GOOD
PAR24	ARM-24	TURBINE FRON END	0.7	mR/hr	N/A	5	GOOD
PAR22	ARM-22	GEN BAY AREA	0.8	mR/hr	N/A	5	GOOD
PAR23	ARM-23	TB HVAC EQUIP ROOM	3.2	mR/hr	N/A	5	GOOD

11/02/2000 09:10 PM

GROUP DISPLAY FOR E_RXBRAD
E-PLAN RX BLDG AREA RAD MONITORS

POINT ID		DESCRIPTION		CURRENT VALUE	UNITS	LOW ALARM COUNTS	HIGH/ALARM SENSOR	QUAL
PAR04	ARM-04	RB/RW SUMP AREA	A	1000.0	mR/hr	N/A	15.0	GOOD
PAR25	ARM-25	RHR A*C PMP RM	A	1000.0	mR/hr	N/A	50.0	GOOD
PAR01	ARM-01	RHR B*D PP ROOM	A	1000.0	mR/hr	N/A	50.0	GOOD
PAR02	ARM-02	RCIC PP*TURB RM	A	100.0	mR/hr	N/A	4.00	GOOD
PAR03	ARM-03	HPCI RM	A	100.0	mR/hr	N/A	4.00	GOOD
PAR36	ARM-36	RB RAILROAD ACC	A	100.0	mR/hr	N/A	4.00	GOOD
PAR16	ARM-16	REMOTE S/D RM ACC	A	100.0	mR/hr	N/A	2.50	GOOD
PAR06	ARM-06	CRD SOUTH	A	1000.0	mR/hr	N/A	15.0	GOOD
PAR09	ARM-09	CRD REPAIR ROOM	A	1000.0	mR/hr	N/A	25.0	GOOD
PAR05	ARM-05	CRD NORTH	A	1000.0	mR/hr	N/A	15.0	GOOD
PAR41	ARM-41	TIP CHAMBER SHLD		64.0	R/hr	N/A	300.0	GOOD
PAR26	ARM-26	TIP DRIVE MECH	A	1000.0	mR/hr	N/A	15.0	GOOD
PAR10	ARM-10	FUEL POOL PP AREA	A	1000.0	mR/hr	N/A	15.0	GOOD
PAR08	ARM-08	RWCU RECIR PP AREA	A	1000.0	mR/hr	N/A	5.00	GOOD
PAR13	ARM-13	NEW FUEL CRIT MON	A	1000.0	mR/hr	N/A	15.00	GOOD
PAR11	ARM-11	RX BLDG SAMPLE SET	A	100.0	mR/hr	N/A	15.00	GOOD
PAR12	ARM-12	RECIRC FAN RM	A	100.0	mR/hr	N/A	15.00	GOOD
PAR14	ARM-14	SPNT FUEL CRIT MON	A	1000.0	mR/hr	N/A	15.0	GOOD
PAR15	ARM-15	RFUEL FLR-SOUTH	A	100.0	mR/hr	N/A	4.0	GOOD
PAR42	ARM-42	RFUEL FLR-WEST	A	100.0	mR/hr	N/A	4.00	GOOD

11/02/2000 09:10 PM

GROUP DISPLAY FOR E_TRBRAD
TURB BLDG AREA RAD MON E-PLAN

POINT ID		DESCRIPTION	CURRENT VALUE	UNITS	LOW ALARM COUNTS	HIGH/ALARM SENSOR	QUAL
PAR17	ARM-17	COND PUMP AREA	1.2	mR/hr	N/A	50	GOOD
PAR07	ARM-07	OFFGAS BYP AREA	4.1	mR/hr	N/A	200	GOOD
PAR18	ARM-18	RFP AT RB ACCESS	0.9	mR/hr	N/A	15	GOOD
PAR40	ARM-40	S&A ACC TB 676	0.1	mR/hr	N/A	5	GOOD
PAR19	ARM-19	SJAE ROOM	269.8	mR/hr	N/A	900	GOOD
PAR20	ARM-20	FW HTRS AT 2C101	0.5	mR/hr	N/A	100	GOOD
PAR21	ARM-21	RECR MG SET AREA	3.1	mR/hr	N/A	15	GOOD
PAR24	ARM-24	TURBINE FRON END	0.8	mR/hr	N/A	5	GOOD
PAR22	ARM-22	GEN BAY AREA	0.8	mR/hr	N/A	5	GOOD
PAR23	ARM-23	TB HVAC EQUIP ROOM	3.3	mR/hr	N/A	5	GOOD

11/02/2000 09:15 PM

GROUP DISPLAY FOR E_RXBRAD
E-PLAN RX BLDG AREA RAD MONITORS

POINT ID		DESCRIPTION		CURRENT VALUE	UNITS	LOW ALARM COUNTS	HIGH/ALARM SENSOR	QUAL
PAR04	ARM-04	RB/RW SUMP AREA	A	1000.0	mR/hr	N/A	15.0	GOOD
PAR25	ARM-25	RHR A*C PMP RM	A	1000.0	mR/hr	N/A	50.0	GOOD
PAR01	ARM-01	RHR B*D PP ROOM	A	1000.0	mR/hr	N/A	50.0	GOOD
PAR02	ARM-02	RCIC PP*TURB RM	A	100.0	mR/hr	N/A	4.00	GOOD
PAR03	ARM-03	HPCI RM	A	100.0	mR/hr	N/A	4.00	GOOD
PAR36	ARM-36	RB RAILROAD ACC	A	100.0	mR/hr	N/A	4.00	GOOD
PAR16	ARM-16	REMOTE S/D RM ACC	A	100.0	mR/hr	N/A	2.50	GOOD
PAR06	ARM-06	CRD SOUTH	A	1000.0	mR/hr	N/A	15.0	GOOD
PAR09	ARM-09	CRD REPAIR ROOM	A	1000.0	mR/hr	N/A	25.0	GOOD
PAR05	ARM-05	CRD NORTH	A	1000.0	mR/hr	N/A	15.0	GOOD
PAR41	ARM-41	TIP CHAMBER SHLD		67.1	R/hr	N/A	300.0	GOOD
PAR26	ARM-26	TIP DRIVE MECH	A	1000.0	mR/hr	N/A	15.0	GOOD
PAR10	ARM-10	FUEL POOL PP AREA	A	1000.0	mR/hr	N/A	15.0	GOOD
PAR08	ARM-08	RWCU RECIR PP AREA	A	1000.0	mR/hr	N/A	5.00	GOOD
PAR13	ARM-13	NEW FUEL CRIT MON	A	1000.0	mR/hr	N/A	15.00	GOOD
PAR11	ARM-11	RX BLDG SAMPLE SET	A	100.0	mR/hr	N/A	15.00	GOOD
PAR12	ARM-12	RECIRC FAN RM	A	100.0	mR/hr	N/A	15.00	GOOD
PAR14	ARM-14	SPNT FUEL CRIT MON	A	1000.0	mR/hr	N/A	15.0	GOOD
PAR15	ARM-15	RFUEL FLR-SOUTH	A	100.0	mR/hr	N/A	4.0	GOOD
PAR42	ARM-42	RFUEL FLR-WEST	A	100.0	mR/hr	N/A	4.00	GOOD

11/02/2000 09:15 PM

GROUP DISPLAY FOR E_TRBRAD
TURB BLDG AREA RAD MON E-PLAN

POINT ID		DESCRIPTION	CURRENT VALUE	UNITS	LOW ALARM COUNTS	HIGH/ALARM SENSOR	QUAL
PAR17	ARM-17	COND PUMP AREA	1.2	mR/hr	N/A	50	GOOD
PAR07	ARM-07	OFFGAS BYP AREA	4.0	mR/hr	N/A	200	GOOD
PAR18	ARM-18	RFP AT RB ACCESS	0.9	mR/hr	N/A	15	GOOD
PAR40	ARM-40	S&A ACC TB 676	0.1	mR/hr	N/A	5	GOOD
PAR19	ARM-19	SJAE ROOM	267.5	mR/hr	N/A	900	GOOD
PAR20	ARM-20	FW HTRS AT 2C101	0.5	mR/hr	N/A	100	GOOD
PAR21	ARM-21	RECR MG SET AREA	3.2	mR/hr	N/A	15	GOOD
PAR24	ARM-24	TURBINE FRON END	0.8	mR/hr	N/A	5	GOOD
PAR22	ARM-22	GEN BAY AREA	0.8	mR/hr	N/A	5	GOOD
PAR23	ARM-23	TB HVAC EQUIP ROOM	3.5	mR/hr	N/A	5	GOOD

11/02/2000 09:20 PM

GROUP DISPLAY FOR E_RXBRAD
E-PLAN RX BLDG AREA RAD MONITORS

POINT ID		DESCRIPTION		CURRENT VALUE	UNITS	LOW ALARM COUNTS	HIGH/ALARM SENSOR	QUAL
PAR04	ARM-04	RB/RW SUMP AREA	A	1000.0	mR/hr	N/A	15.0	GOOD
PAR25	ARM-25	RHR A*C PMP RM	A	1000.0	mR/hr	N/A	50.0	GOOD
PAR01	ARM-01	RHR B*D PP ROOM	A	1000.0	mR/hr	N/A	50.0	GOOD
PAR02	ARM-02	RCIC PP*TURB RM	A	100.0	mR/hr	N/A	4.00	GOOD
PAR03	ARM-03	HPCI RM	A	100.0	mR/hr	N/A	4.00	GOOD
PAR36	ARM-36	RB RAILROAD ACC	A	100.0	mR/hr	N/A	4.00	GOOD
PAR16	ARM-16	REMOTE S/D RM ACC	A	100.0	mR/hr	N/A	2.50	GOOD
PAR06	ARM-06	CRD SOUTH	A	1000.0	mR/hr	N/A	15.0	GOOD
PAR09	ARM-09	CRD REPAIR ROOM	A	1000.0	mR/hr	N/A	25.0	GOOD
PAR05	ARM-05	CRD NORTH	A	1000.0	mR/hr	N/A	15.0	GOOD
PAR41	ARM-41	TIP CHAMBER SHLD		69.8	R/hr	N/A	300.0	GOOD
PAR26	ARM-26	TIP DRIVE MECH	A	1000.0	mR/hr	N/A	15.0	GOOD
PAR10	ARM-10	FUEL POOL PP AREA	A	1000.0	mR/hr	N/A	15.0	GOOD
PAR08	ARM-08	RWCU RECIR PP AREA	A	1000.0	mR/hr	N/A	5.00	GOOD
PAR13	ARM-13	NEW FUEL CRIT MON	A	1000.0	mR/hr	N/A	15.00	GOOD
PAR11	ARM-11	RX BLDG SAMPLE SET	A	100.0	mR/hr	N/A	15.00	GOOD
PAR12	ARM-12	RECIRC FAN RM	A	100.0	mR/hr	N/A	15.00	GOOD
PAR14	ARM-14	SPNT FUEL CRIT MON	A	1000.0	mR/hr	N/A	15.0	GOOD
PAR15	ARM-15	RFUEL FLR-SOUTH	A	100.0	mR/hr	N/A	4.0	GOOD
PAR42	ARM-42	RFUEL FLR-WEST	A	100.0	mR/hr	N/A	4.00	GOOD

11/02/2000 09:20 PM

GROUP DISPLAY FOR E_TRBRAD
TURB BLDG AREA RAD MON E-PLAN

POINT ID		DESCRIPTION	CURRENT VALUE	UNITS	LOW ALARM COUNTS	HIGH/ALARM SENSOR	QUAL
PAR17	ARM-17	COND PUMP AREA	1.2	mR/hr	N/A	50	GOOD
PAR07	ARM-07	OFFGAS BYP AREA	4.1	mR/hr	N/A	200	GOOD
PAR18	ARM-18	RFP AT RB ACCESS	0.9	mR/hr	N/A	15	GOOD
PAR40	ARM-40	S&A ACC TB 676	0.1	mR/hr	N/A	5	GOOD
PAR19	ARM-19	SJAE ROOM	265.0	mR/hr	N/A	900	GOOD
PAR20	ARM-20	FW HTRS AT 2C101	0.5	mR/hr	N/A	100	GOOD
PAR21	ARM-21	RECR MG SET AREA	3.3	mR/hr	N/A	15	GOOD
PAR24	ARM-24	TURBINE FRON END	0.8	mR/hr	N/A	5	GOOD
PAR22	ARM-22	GEN BAY AREA	0.8	mR/hr	N/A	5	GOOD
PAR23	ARM-23	TB HVAC EQUIP ROOM	3.6	mR/hr	N/A	5	GOOD

11/02/2000 09:25 PM

GROUP DISPLAY FOR E_RXBRAD
E-PLAN RX BLDG AREA RAD MONITORS

POINT ID		DESCRIPTION		CURRENT VALUE	UNITS	LOW ALARM COUNTS	HIGH/ALARM SENSOR	QUAL
PAR04	ARM-04	RB/RW SUMP AREA	A	1000.0	mR/hr	N/A	15.0	GOOD
PAR25	ARM-25	RHR A*C PMP RM	A	1000.0	mR/hr	N/A	50.0	GOOD
PAR01	ARM-01	RHR B*D PP ROOM	A	1000.0	mR/hr	N/A	50.0	GOOD
PAR02	ARM-02	RCIC PP*TURB RM	A	100.0	mR/hr	N/A	4.00	GOOD
PAR03	ARM-03	HPCI RM	A	100.0	mR/hr	N/A	4.00	GOOD
PAR36	ARM-36	RB RAILROAD ACC	A	100.0	mR/hr	N/A	4.00	GOOD
PAR16	ARM-16	REMOTE S/D RM ACC	A	100.0	mR/hr	N/A	2.50	GOOD
PAR06	ARM-06	CRD SOUTH	A	1000.0	mR/hr	N/A	15.0	GOOD
PAR09	ARM-09	CRD REPAIR ROOM	A	1000.0	mR/hr	N/A	25.0	GOOD
PAR05	ARM-05	CRD NORTH	A	1000.0	mR/hr	N/A	15.0	GOOD
PAR41	ARM-41	TIP CHAMBER SHLD		72.0	R/hr	N/A	300.0	GOOD
PAR26	ARM-26	TIP DRIVE MECH	A	1000.0	mR/hr	N/A	15.0	GOOD
PAR10	ARM-10	FUEL POOL PP AREA	A	1000.0	mR/hr	N/A	15.0	GOOD
PAR08	ARM-08	RWCU RECIR PP AREA	A	1000.0	mR/hr	N/A	5.00	GOOD
PAR13	ARM-13	NEW FUEL CRIT MON	A	1000.0	mR/hr	N/A	15.00	GOOD
PAR11	ARM-11	RX BLDG SAMPLE SET	A	100.0	mR/hr	N/A	15.00	GOOD
PAR12	ARM-12	RECIRC FAN RM	A	100.0	mR/hr	N/A	15.00	GOOD
PAR14	ARM-14	SPNT FUEL CRIT MON	A	1000.0	mR/hr	N/A	15.0	GOOD
PAR15	ARM-15	RFUEL FLR-SOUTH	A	100.0	mR/hr	N/A	4.0	GOOD
PAR42	ARM-42	RFUEL FLR-WEST	A	100.0	mR/hr	N/A	4.00	GOOD

11/02/2000 09:25 PM

GROUP DISPLAY FOR E_TRBRAD
TURB BLDG AREA RAD MON E-PLAN

POINT ID		DESCRIPTION	CURRENT VALUE	UNITS	LOW ALARM COUNTS	HIGH/ALARM SENSOR	QUAL
PAR17	ARM-17	COND PUMP AREA	1.2	mR/hr	N/A	50	GOOD
PAR07	ARM-07	OFFGAS BYP AREA	4.1	mR/hr	N/A	200	GOOD
PAR18	ARM-18	RFP AT RB ACCESS	0.9	mR/hr	N/A	15	GOOD
PAR40	ARM-40	S&A ACC TB 676	0.1	mR/hr	N/A	5	GOOD
PAR19	ARM-19	SJAE ROOM	269.9	mR/hr	N/A	900	GOOD
PAR20	ARM-20	FW HTRS AT 2C101	0.5	mR/hr	N/A	100	GOOD
PAR21	ARM-21	RECR MG SET AREA	3.3	mR/hr	N/A	15	GOOD
PAR24	ARM-24	TURBINE FRON END	0.8	mR/hr	N/A	5	GOOD
PAR22	ARM-22	GEN BAY AREA	0.8	mR/hr	N/A	5	GOOD
PAR23	ARM-23	TB HVAC EQUIP ROOM	3.7	mR/hr	N/A	5	GOOD

11/02/2000 09:30 PM

GROUP DISPLAY FOR E_RXBRAD
E-PLAN RX BLDG AREA RAD MONITORS

POINT ID		DESCRIPTION		CURRENT VALUE	UNITS	LOW ALARM COUNTS	HIGH/ALARM SENSOR	QUAL
PAR04	ARM-04	RB/RW SUMP AREA	A	1000.0	mR/hr	N/A	15.0	GOOD
PAR25	ARM-25	RHR A*C PMP RM	A	1000.0	mR/hr	N/A	50.0	GOOD
PAR01	ARM-01	RHR B*D PP ROOM	A	1000.0	mR/hr	N/A	50.0	GOOD
PAR02	ARM-02	RCIC PP*TURB RM	A	100.0	mR/hr	N/A	4.00	GOOD
PAR03	ARM-03	HPCI RM	A	100.0	mR/hr	N/A	4.00	GOOD
PAR36	ARM-36	RB RAILROAD ACC	A	100.0	mR/hr	N/A	4.00	GOOD
PAR16	ARM-16	REMOTE S/D RM ACC	A	100.0	mR/hr	N/A	2.50	GOOD
PAR06	ARM-06	CRD SOUTH	A	1000.0	mR/hr	N/A	15.0	GOOD
PAR09	ARM-09	CRD REPAIR ROOM	A	1000.0	mR/hr	N/A	25.0	GOOD
PAR05	ARM-05	CRD NORTH	A	1000.0	mR/hr	N/A	15.0	GOOD
PAR41	ARM-41	TIP CHAMBER SHLD		74.0	R/hr	N/A	300.0	GOOD
PAR26	ARM-26	TIP DRIVE MECH	A	1000.0	mR/hr	N/A	15.0	GOOD
PAR10	ARM-10	FUEL POOL PP AREA	A	1000.0	mR/hr	N/A	15.0	GOOD
PAR08	ARM-08	RWCU RECIR PP AREA	A	1000.0	mR/hr	N/A	5.00	GOOD
PAR13	ARM-13	NEW FUEL CRIT MON	A	1000.0	mR/hr	N/A	15.00	GOOD
PAR11	ARM-11	RX BLDG SAMPLE SET	A	100.0	mR/hr	N/A	15.00	GOOD
PAR12	ARM-12	RECIRC FAN RM	A	100.0	mR/hr	N/A	15.00	GOOD
PAR14	ARM-14	SPNT FUEL CRIT MON	A	1000.0	mR/hr	N/A	15.0	GOOD
PAR15	ARM-15	RFUEL FLR-SOUTH	A	100.0	mR/hr	N/A	4.0	GOOD
PAR42	ARM-42	RFUEL FLR-WEST	A	100.0	mR/hr	N/A	4.00	GOOD

11/02/2000 09:30 PM

GROUP DISPLAY FOR E_TRBRAD
TURB BLDG AREA RAD MON E-PLAN

POINT ID		DESCRIPTION	CURRENT VALUE	UNITS	LOW ALARM COUNTS	HIGH/ALARM SENSOR	QUAL
PAR17	ARM-17	COND PUMP AREA	1.2	mR/hr	N/A	50	GOOD
PAR07	ARM-07	OFFGAS BYP AREA	4.1	mR/hr	N/A	200	GOOD
PAR18	ARM-18	RFP AT RB ACCESS	0.9	mR/hr	N/A	15	GOOD
PAR40	ARM-40	S&A ACC TB 676	0.1	mR/hr	N/A	5	GOOD
PAR19	ARM-19	SJAE ROOM	269.4	mR/hr	N/A	900	GOOD
PAR20	ARM-20	FW HTRS AT 2C101	0.5	mR/hr	N/A	100	GOOD
PAR21	ARM-21	RECR MG SET AREA	3.4	mR/hr	N/A	15	GOOD
PAR24	ARM-24	TURBINE FRON END	0.8	mR/hr	N/A	5	GOOD
PAR22	ARM-22	GEN BAY AREA	0.8	mR/hr	N/A	5	GOOD
PAR23	ARM-23	TB HVAC EQUIP ROOM	3.8	mR/hr	N/A	5	GOOD

11/02/2000 09:35 PM

GROUP DISPLAY FOR E_RXBRAD
E-PLAN RX BLDG AREA RAD MONITORS

POINT ID		DESCRIPTION		CURRENT VALUE	UNITS	LOW ALARM COUNTS	HIGH/ALARM SENSOR	QUAL
PAR04	ARM-04	RB/RW SUMP AREA	A	1000.0	mR/hr	N/A	15.0	GOOD
PAR25	ARM-25	RHR A*C PMP RM	A	1000.0	mR/hr	N/A	50.0	GOOD
PAR01	ARM-01	RHR B*D PP ROOM	A	1000.0	mR/hr	N/A	50.0	GOOD
PAR02	ARM-02	RCIC PP*TURB RM	A	100.0	mR/hr	N/A	4.00	GOOD
PAR03	ARM-03	HPCI RM	A	100.0	mR/hr	N/A	4.00	GOOD
PAR36	ARM-36	RB RAILROAD ACC	A	100.0	mR/hr	N/A	4.00	GOOD
PAR16	ARM-16	REMOTE S/D RM ACC	A	100.0	mR/hr	N/A	2.50	GOOD
PAR06	ARM-06	CRD SOUTH	A	1000.0	mR/hr	N/A	15.0	GOOD
PAR09	ARM-09	CRD REPAIR ROOM	A	1000.0	mR/hr	N/A	25.0	GOOD
PAR05	ARM-05	CRD NORTH	A	1000.0	mR/hr	N/A	15.0	GOOD
PAR41	ARM-41	TIP CHAMBER SHLD		75.7	R/hr	N/A	300.0	GOOD
PAR26	ARM-26	TIP DRIVE MECH	A	1000.0	mR/hr	N/A	15.0	GOOD
PAR10	ARM-10	FUEL POOL PP AREA	A	1000.0	mR/hr	N/A	15.0	GOOD
PAR08	ARM-08	RWCU RECIR PP AREA	A	1000.0	mR/hr	N/A	5.00	GOOD
PAR13	ARM-13	NEW FUEL CRIT MON	A	1000.0	mR/hr	N/A	15.00	GOOD
PAR11	ARM-11	RX BLDG SAMPLE SET	A	100.0	mR/hr	N/A	15.00	GOOD
PAR12	ARM-12	RECIRC FAN RM	A	100.0	mR/hr	N/A	15.00	GOOD
PAR14	ARM-14	SPNT FUEL CRIT MON	A	1000.0	mR/hr	N/A	15.0	GOOD
PAR15	ARM-15	RFUEL FLR-SOUTH	A	100.0	mR/hr	N/A	4.0	GOOD
PAR42	ARM-42	RFUEL FLR-WEST	A	100.0	mR/hr	N/A	4.00	GOOD

11/02/2000 09:35 PM

GROUP DISPLAY FOR E_TRBRAD
TURB BLDG AREA RAD MON E-PLAN

POINT ID		DESCRIPTION	CURRENT VALUE	UNITS	LOW ALARM COUNTS	HIGH/ALARM SENSOR	QUAL
PAR17	ARM-17	COND PUMP AREA	1.2	mR/hr	N/A	50	GOOD
PAR07	ARM-07	OFFGAS BYP AREA	4.1	mR/hr	N/A	200	GOOD
PAR18	ARM-18	RFP AT RB ACCESS	0.9	mR/hr	N/A	15	GOOD
PAR40	ARM-40	S&A ACC TB 676	0.1	mR/hr	N/A	5	GOOD
PAR19	ARM-19	SJAE ROOM	262.4	mR/hr	N/A	900	GOOD
PAR20	ARM-20	FW HTRS AT 2C101	0.5	mR/hr	N/A	100	GOOD
PAR21	ARM-21	RECR MG SET AREA	3.4	mR/hr	N/A	15	GOOD
PAR24	ARM-24	TURBINE FRON END	0.8	mR/hr	N/A	5	GOOD
PAR22	ARM-22	GEN BAY AREA	0.8	mR/hr	N/A	5	GOOD
PAR23	ARM-23	TB HVAC EQUIP ROOM	3.9	mR/hr	N/A	5	GOOD

11/02/2000 09:40 PM

GROUP DISPLAY FOR E_RXBRAD
E-PLAN RX BLDG AREA RAD MONITORS

POINT ID		DESCRIPTION		CURRENT VALUE	UNITS	LOW ALARM COUNTS	HIGH/ALARM SENSOR	QUAL
PAR04	ARM-04	RB/RW SUMP AREA	A	1000.0	mR/hr	N/A	15.0	GOOD
PAR25	ARM-25	RHR A*C PMP RM	A	1000.0	mR/hr	N/A	50.0	GOOD
PAR01	ARM-01	RHR B*D PP ROOM	A	1000.0	mR/hr	N/A	50.0	GOOD
PAR02	ARM-02	RCIC PP*TURB RM	A	100.0	mR/hr	N/A	4.00	GOOD
PAR03	ARM-03	HPCI RM	A	100.0	mR/hr	N/A	4.00	GOOD
PAR36	ARM-36	RB RAILROAD ACC	A	100.0	mR/hr	N/A	4.00	GOOD
PAR16	ARM-16	REMOTE S/D RM ACC	A	100.0	mR/hr	N/A	2.50	GOOD
PAR06	ARM-06	CRD SOUTH	A	1000.0	mR/hr	N/A	15.0	GOOD
PAR09	ARM-09	CRD REPAIR ROOM	A	1000.0	mR/hr	N/A	25.0	GOOD
PAR05	ARM-05	CRD NORTH	A	1000.0	mR/hr	N/A	15.0	GOOD
PAR41	ARM-41	TIP CHAMBER SHLD		77.2	R/hr	N/A	300.0	GOOD
PAR26	ARM-26	TIP DRIVE MECH	A	1000.0	mR/hr	N/A	15.0	GOOD
PAR10	ARM-10	FUEL POOL PP AREA	A	1000.0	mR/hr	N/A	15.0	GOOD
PAR08	ARM-08	RWCU RECIR PP AREA	A	1000.0	mR/hr	N/A	5.00	GOOD
PAR13	ARM-13	NEW FUEL CRIT MON	A	1000.0	mR/hr	N/A	15.00	GOOD
PAR11	ARM-11	RX BLDG SAMPLE SET	A	100.0	mR/hr	N/A	15.00	GOOD
PAR12	ARM-12	RECIRC FAN RM	A	100.0	mR/hr	N/A	15.00	GOOD
PAR14	ARM-14	SPNT FUEL CRIT MON	A	1000.0	mR/hr	N/A	15.0	GOOD
PAR15	ARM-15	RFUEL FLR-SOUTH	A	100.0	mR/hr	N/A	4.0	GOOD
PAR42	ARM-42	RFUEL FLR-WEST	A	100.0	mR/hr	N/A	4.00	GOOD

11/02/2000 09:40 PM

GROUP DISPLAY FOR E_TRBRAD
TURB BLDG AREA RAD MON E-PLAN

POINT ID		DESCRIPTION	CURRENT VALUE	UNITS	LOW ALARM COUNTS	HIGH/ALARM SENSOR	QUAL
PAR17	ARM-17	COND PUMP AREA	1.2	mR/hr	N/A	50	GOOD
PAR07	ARM-07	OFFGAS BYP AREA	4.0	mR/hr	N/A	200	GOOD
PAR18	ARM-18	RFP AT RB ACCESS	0.9	mR/hr	N/A	15	GOOD
PAR40	ARM-40	S&A ACC TB 676	0.1	mR/hr	N/A	5	GOOD
PAR19	ARM-19	SJAE ROOM	261.3	mR/hr	N/A	900	GOOD
PAR20	ARM-20	FW HTRS AT 2C101	0.5	mR/hr	N/A	100	GOOD
PAR21	ARM-21	RECR MG SET AREA	3.4	mR/hr	N/A	15	GOOD
PAR24	ARM-24	TURBINE FRON END	0.8	mR/hr	N/A	5	GOOD
PAR22	ARM-22	GEN BAY AREA	0.8	mR/hr	N/A	5	GOOD
PAR23	ARM-23	TB HVAC EQUIP ROOM	4.0	mR/hr	N/A	5	GOOD

11/02/2000 09:45 PM

GROUP DISPLAY FOR E_RXBRAD
E-PLAN RX BLDG AREA RAD MONITORS

POINT ID		DESCRIPTION		CURRENT VALUE	UNITS	LOW ALARM COUNTS	HIGH/ALARM SENSOR	QUAL
PAR04	ARM-04	RB/RW SUMP AREA	A	1000.0	mR/hr	N/A	15.0	GOOD
PAR25	ARM-25	RHR A*C PMP RM	A	1000.0	mR/hr	N/A	50.0	GOOD
PAR01	ARM-01	RHR B*D PP ROOM	A	1000.0	mR/hr	N/A	50.0	GOOD
PAR02	ARM-02	RCIC PP*TURB RM	A	100.0	mR/hr	N/A	4.00	GOOD
PAR03	ARM-03	HPCI RM	A	100.0	mR/hr	N/A	4.00	GOOD
PAR36	ARM-36	RB RAILROAD ACC	A	100.0	mR/hr	N/A	4.00	GOOD
PAR16	ARM-16	REMOTE S/D RM ACC	A	100.0	mR/hr	N/A	2.50	GOOD
PAR06	ARM-06	CRD SOUTH	A	1000.0	mR/hr	N/A	15.0	GOOD
PAR09	ARM-09	CRD REPAIR ROOM	A	1000.0	mR/hr	N/A	25.0	GOOD
PAR05	ARM-05	CRD NORTH	A	1000.0	mR/hr	N/A	15.0	GOOD
PAR41	ARM-41	TIP CHAMBER SHLD		78.5	R/hr	N/A	300.0	GOOD
PAR26	ARM-26	TIP DRIVE MECH	A	1000.0	mR/hr	N/A	15.0	GOOD
PAR10	ARM-10	FUEL POOL PP AREA	A	1000.0	mR/hr	N/A	15.0	GOOD
PAR08	ARM-08	RWCU RECIR PP AREA	A	1000.0	mR/hr	N/A	5.00	GOOD
PAR13	ARM-13	NEW FUEL CRIT MON	A	1000.0	mR/hr	N/A	15.00	GOOD
PAR11	ARM-11	RX BLDG SAMPLE SET	A	100.0	mR/hr	N/A	15.00	GOOD
PAR12	ARM-12	RECIRC FAN RM	A	100.0	mR/hr	N/A	15.00	GOOD
PAR14	ARM-14	SPNT FUEL CRIT MON	A	1000.0	mR/hr	N/A	15.0	GOOD
PAR15	ARM-15	RFUEL FLR-SOUTH	A	100.0	mR/hr	N/A	4.0	GOOD
PAR42	ARM-42	RFUEL FLR-WEST	A	100.0	mR/hr	N/A	4.00	GOOD

11/02/2000 09:45 PM

GROUP DISPLAY FOR E_TRBRAD
TURB BLDG AREA RAD MON E-PLAN

POINT ID		DESCRIPTION	CURRENT VALUE	UNITS	LOW ALARM COUNTS	HIGH/ALARM SENSOR	QUAL
PAR17	ARM-17	COND PUMP AREA	1.2	mR/hr	N/A	50	GOOD
PAR07	ARM-07	OFFGAS BYP AREA	4.0	mR/hr	N/A	200	GOOD
PAR18	ARM-18	RFP AT RB ACCESS	0.9	mR/hr	N/A	15	GOOD
PAR40	ARM-40	S&A ACC TB 676	0.1	mR/hr	N/A	5	GOOD
PAR19	ARM-19	SJAE ROOM	265.4	mR/hr	N/A	900	GOOD
PAR20	ARM-20	FW HTRS AT 2C101	0.5	mR/hr	N/A	100	GOOD
PAR21	ARM-21	RECR MG SET AREA	3.5	mR/hr	N/A	15	GOOD
PAR24	ARM-24	TURBINE FRON END	0.8	mR/hr	N/A	5	GOOD
PAR22	ARM-22	GEN BAY AREA	0.8	mR/hr	N/A	5	GOOD
PAR23	ARM-23	TB HVAC EQUIP ROOM	4.0	mR/hr	N/A	5	GOOD

11/02/2000 09:50 PM

GROUP DISPLAY FOR E_RXBRAD
E-PLAN RX BLDG AREA RAD MONITORS

POINT ID		DESCRIPTION		CURRENT VALUE	UNITS	LOW ALARM COUNTS	HIGH/ALARM SENSOR	QUAL
PAR04	ARM-04	RB/RW SUMP AREA	A	1000.0	mR/hr	N/A	15.0	GOOD
PAR25	ARM-25	RHR A*C PMP RM	A	1000.0	mR/hr	N/A	50.0	GOOD
PAR01	ARM-01	RHR B*D PP ROOM	A	1000.0	mR/hr	N/A	50.0	GOOD
PAR02	ARM-02	RCIC PP*TURB RM	A	100.0	mR/hr	N/A	4.00	GOOD
PAR03	ARM-03	HPCI RM	A	100.0	mR/hr	N/A	4.00	GOOD
PAR36	ARM-36	RB RAILROAD ACC	A	100.0	mR/hr	N/A	4.00	GOOD
PAR16	ARM-16	REMOTE S/D RM ACC	A	100.0	mR/hr	N/A	2.50	GOOD
PAR06	ARM-06	CRD SOUTH	A	1000.0	mR/hr	N/A	15.0	GOOD
PAR09	ARM-09	CRD REPAIR ROOM	A	1000.0	mR/hr	N/A	25.0	GOOD
PAR05	ARM-05	CRD NORTH	A	1000.0	mR/hr	N/A	15.0	GOOD
PAR41	ARM-41	TIP CHAMBER SHLD		79.6	R/hr	N/A	300.0	GOOD
PAR26	ARM-26	TIP DRIVE MECH	A	1000.0	mR/hr	N/A	15.0	GOOD
PAR10	ARM-10	FUEL POOL PP AREA	A	1000.0	mR/hr	N/A	15.0	GOOD
PAR08	ARM-08	RWCU RECIR PP AREA	A	1000.0	mR/hr	N/A	5.00	GOOD
PAR13	ARM-13	NEW FUEL CRIT MON	A	1000.0	mR/hr	N/A	15.00	GOOD
PAR11	ARM-11	RX BLDG SAMPLE SET	A	100.0	mR/hr	N/A	15.00	GOOD
PAR12	ARM-12	RECIRC FAN RM	A	100.0	mR/hr	N/A	15.00	GOOD
PAR14	ARM-14	SPNT FUEL CRIT MON	A	1000.0	mR/hr	N/A	15.0	GOOD
PAR15	ARM-15	RFUEL FLR-SOUTH	A	100.0	mR/hr	N/A	4.0	GOOD
PAR42	ARM-42	RFUEL FLR-WEST	A	100.0	mR/hr	N/A	4.00	GOOD

11/02/2000 09:50 PM

GROUP DISPLAY FOR E_TRBRAD
TURB BLDG AREA RAD MON E-PLAN

POINT ID		DESCRIPTION	CURRENT VALUE	UNITS	LOW ALARM COUNTS	HIGH/ALARM SENSOR	QUAL
PAR17	ARM-17	COND PUMP AREA	1.2	mR/hr	N/A	50	GOOD
PAR07	ARM-07	OFFGAS BYP AREA	4.1	mR/hr	N/A	200	GOOD
PAR18	ARM-18	RFP AT RB ACCESS	0.9	mR/hr	N/A	15	GOOD
PAR40	ARM-40	S&A ACC TB 676	0.1	mR/hr	N/A	5	GOOD
PAR19	ARM-19	SJAE ROOM	268.8	mR/hr	N/A	900	GOOD
PAR20	ARM-20	FW HTRS AT 2C101	0.5	mR/hr	N/A	100	GOOD
PAR21	ARM-21	RECR MG SET AREA	3.5	mR/hr	N/A	15	GOOD
PAR24	ARM-24	TURBINE FRON END	0.8	mR/hr	N/A	5	GOOD
PAR22	ARM-22	GEN BAY AREA	0.8	mR/hr	N/A	5	GOOD
PAR23	ARM-23	TB HVAC EQUIP ROOM	4.1	mR/hr	N/A	5	GOOD

11/02/2000 09:55 PM

GROUP DISPLAY FOR E_RXBRAD
E-PLAN RX BLDG AREA RAD MONITORS

POINT ID		DESCRIPTION		CURRENT VALUE	UNITS	LOW ALARM COUNTS	HIGH/ALARM SENSOR	QUAL
PAR04	ARM-04	RB/RW SUMP AREA	A	1000.0	mR/hr	N/A	15.0	GOOD
PAR25	ARM-25	RHR A*C PMP RM	A	1000.0	mR/hr	N/A	50.0	GOOD
PAR01	ARM-01	RHR B*D PP ROOM	A	1000.0	mR/hr	N/A	50.0	GOOD
PAR02	ARM-02	RCIC PP*TURB RM	A	100.0	mR/hr	N/A	4.00	GOOD
PAR03	ARM-03	HPCI RM	A	100.0	mR/hr	N/A	4.00	GOOD
PAR36	ARM-36	RB RAILROAD ACC	A	100.0	mR/hr	N/A	4.00	GOOD
PAR16	ARM-16	REMOTE S/D RM ACC	A	100.0	mR/hr	N/A	2.50	GOOD
PAR06	ARM-06	CRD SOUTH	A	1000.0	mR/hr	N/A	15.0	GOOD
PAR09	ARM-09	CRD REPAIR ROOM	A	1000.0	mR/hr	N/A	25.0	GOOD
PAR05	ARM-05	CRD NORTH	A	1000.0	mR/hr	N/A	15.0	GOOD
PAR41	ARM-41	TIP CHAMBER SHLD		80.6	R/hr	N/A	300.0	GOOD
PAR26	ARM-26	TIP DRIVE MECH	A	1000.0	mR/hr	N/A	15.0	GOOD
PAR10	ARM-10	FUEL POOL PP AREA	A	1000.0	mR/hr	N/A	15.0	GOOD
PAR08	ARM-08	RWCU RECIR PP AREA	A	1000.0	mR/hr	N/A	5.00	GOOD
PAR13	ARM-13	NEW FUEL CRIT MON	A	1000.0	mR/hr	N/A	15.00	GOOD
PAR11	ARM-11	RX BLDG SAMPLE SET	A	100.0	mR/hr	N/A	15.00	GOOD
PAR12	ARM-12	RECIRC FAN RM	A	100.0	mR/hr	N/A	15.00	GOOD
PAR14	ARM-14	SPNT FUEL CRIT MON	A	1000.0	mR/hr	N/A	15.0	GOOD
PAR15	ARM-15	RFUEL FLR-SOUTH	A	100.0	mR/hr	N/A	4.0	GOOD
PAR42	ARM-42	RFUEL FLR-WEST	A	100.0	mR/hr	N/A	4.00	GOOD

11/02/2000 09:55 PM

GROUP DISPLAY FOR E_TRBRAD
TURB BLDG AREA RAD MON E-PLAN

POINT ID		DESCRIPTION	CURRENT VALUE	UNITS	LOW ALARM COUNTS	HIGH/ALARM SENSOR	QUAL
PAR17	ARM-17	COND PUMP AREA	1.2	mR/hr	N/A	50	GOOD
PAR07	ARM-07	OFFGAS BYP AREA	4.0	mR/hr	N/A	200	GOOD
PAR18	ARM-18	RFP AT RB ACCESS	0.9	mR/hr	N/A	15	GOOD
PAR40	ARM-40	S&A ACC TB 676	0.1	mR/hr	N/A	5	GOOD
PAR19	ARM-19	SJAE ROOM	263.2	mR/hr	N/A	900	GOOD
PAR20	ARM-20	FW HTRS AT 2C101	0.5	mR/hr	N/A	100	GOOD
PAR21	ARM-21	RECR MG SET AREA	3.5	mR/hr	N/A	15	GOOD
PAR24	ARM-24	TURBINE FRON END	0.8	mR/hr	N/A	5	GOOD
PAR22	ARM-22	GEN BAY AREA	0.8	mR/hr	N/A	5	GOOD
PAR23	ARM-23	TB HVAC EQUIP ROOM	4.1	mR/hr	N/A	5	GOOD

11/02/2000 10:00 PM

GROUP DISPLAY FOR E_RXBRAD
E-PLAN RX BLDG AREA RAD MONITORS

POINT ID		DESCRIPTION		CURRENT VALUE	UNITS	LOW ALARM COUNTS	HIGH/ALARM SENSOR	QUAL
PAR04	ARM-04	RB/RW SUMP AREA	A	1000.0	mR/hr	N/A	15.0	GOOD
PAR25	ARM-25	RHR A*C PMP RM	A	1000.0	mR/hr	N/A	50.0	GOOD
PAR01	ARM-01	RHR B*D PP ROOM	A	1000.0	mR/hr	N/A	50.0	GOOD
PAR02	ARM-02	RCIC PP*TURB RM	A	100.0	mR/hr	N/A	4.00	GOOD
PAR03	ARM-03	HPCI RM	A	100.0	mR/hr	N/A	4.00	GOOD
PAR36	ARM-36	RB RAILROAD ACC	A	100.0	mR/hr	N/A	4.00	GOOD
PAR16	ARM-16	REMOTE S/D RM ACC	A	100.0	mR/hr	N/A	2.50	GOOD
PAR06	ARM-06	CRD SOUTH	A	1000.0	mR/hr	N/A	15.0	GOOD
PAR09	ARM-09	CRD REPAIR ROOM	A	1000.0	mR/hr	N/A	25.0	GOOD
PAR05	ARM-05	CRD NORTH	A	1000.0	mR/hr	N/A	15.0	GOOD
PAR41	ARM-41	TIP CHAMBER SHLD		81.5	R/hr	N/A	300.0	GOOD
PAR26	ARM-26	TIP DRIVE MECH	A	1000.0	mR/hr	N/A	15.0	GOOD
PAR10	ARM-10	FUEL POOL PP AREA	A	1000.0	mR/hr	N/A	15.0	GOOD
PAR08	ARM-08	RWCU RECIR PP AREA	A	1000.0	mR/hr	N/A	5.00	GOOD
PAR13	ARM-13	NEW FUEL CRIT MON	A	1000.0	mR/hr	N/A	15.00	GOOD
PAR11	ARM-11	RX BLDG SAMPLE SET	A	100.0	mR/hr	N/A	15.00	GOOD
PAR12	ARM-12	RECIRC FAN RM	A	100.0	mR/hr	N/A	15.00	GOOD
PAR14	ARM-14	SPNT FUEL CRIT MON	A	1000.0	mR/hr	N/A	15.0	GOOD
PAR15	ARM-15	RFUEL FLR-SOUTH	A	100.0	mR/hr	N/A	4.0	GOOD
PAR42	ARM-42	RFUEL FLR-WEST	A	100.0	mR/hr	N/A	4.00	GOOD

11/02/2000 10:00 PM

GROUP DISPLAY FOR E_TRBRAD
TURB BLDG AREA RAD MON E-PLAN

POINT ID		DESCRIPTION	CURRENT VALUE	UNITS	LOW ALARM COUNTS	HIGH/ALARM SENSOR	QUAL
PAR17	ARM-17	COND PUMP AREA	1.2	mR/hr	N/A	50	GOOD
PAR07	ARM-07	OFFGAS BYP AREA	4.1	mR/hr	N/A	200	GOOD
PAR18	ARM-18	RFP AT RB ACCESS	0.9	mR/hr	N/A	15	GOOD
PAR40	ARM-40	S&A ACC TB 676	0.1	mR/hr	N/A	5	GOOD
PAR19	ARM-19	SJAE ROOM	263.4	mR/hr	N/A	900	GOOD
PAR20	ARM-20	FW HTRS AT 2C101	0.5	mR/hr	N/A	100	GOOD
PAR21	ARM-21	RECR MG SET AREA	3.5	mR/hr	N/A	15	GOOD
PAR24	ARM-24	TURBINE FRON END	0.8	mR/hr	N/A	5	GOOD
PAR22	ARM-22	GEN BAY AREA	0.8	mR/hr	N/A	5	GOOD
PAR23	ARM-23	TB HVAC EQUIP ROOM	4.2	mR/hr	N/A	5	GOOD

11/02/2000 10:05 PM

GROUP DISPLAY FOR E_RXBRAD
E-PLAN RX BLDG AREA RAD MONITORS

POINT ID		DESCRIPTION		CURRENT VALUE	UNITS	LOW ALARM COUNTS	HIGH/ALARM SENSOR	QUAL
PAR04	ARM-04	RB/RW SUMP AREA	A	1000.0	mR/hr	N/A	15.0	GOOD
PAR25	ARM-25	RHR A*C PMP RM	A	1000.0	mR/hr	N/A	50.0	GOOD
PAR01	ARM-01	RHR B*D PP ROOM	A	1000.0	mR/hr	N/A	50.0	GOOD
PAR02	ARM-02	RCIC PP*TURB RM	A	100.0	mR/hr	N/A	4.00	GOOD
PAR03	ARM-03	HPCI RM	A	100.0	mR/hr	N/A	4.00	GOOD
PAR36	ARM-36	RB RAILROAD ACC	A	100.0	mR/hr	N/A	4.00	GOOD
PAR16	ARM-16	REMOTE S/D RM ACC	A	100.0	mR/hr	N/A	2.50	GOOD
PAR06	ARM-06	CRD SOUTH	A	1000.0	mR/hr	N/A	15.0	GOOD
PAR09	ARM-09	CRD REPAIR ROOM	A	1000.0	mR/hr	N/A	25.0	GOOD
PAR05	ARM-05	CRD NORTH	A	1000.0	mR/hr	N/A	15.0	GOOD
PAR41	ARM-41	TIP CHAMBER SHLD		82.2	R/hr	N/A	300.0	GOOD
PAR26	ARM-26	TIP DRIVE MECH	A	1000.0	mR/hr	N/A	15.0	GOOD
PAR10	ARM-10	FUEL POOL PP AREA	A	1000.0	mR/hr	N/A	15.0	GOOD
PAR08	ARM-08	RWCU RECIR PP AREA	A	1000.0	mR/hr	N/A	5.00	GOOD
PAR13	ARM-13	NEW FUEL CRIT MON	A	1000.0	mR/hr	N/A	15.00	GOOD
PAR11	ARM-11	RX BLDG SAMPLE SET	A	100.0	mR/hr	N/A	15.00	GOOD
PAR12	ARM-12	RECIRC FAN RM	A	100.0	mR/hr	N/A	15.00	GOOD
PAR14	ARM-14	SPNT FUEL CRIT MON	A	1000.0	mR/hr	N/A	15.0	GOOD
PAR15	ARM-15	RFUEL FLR-SOUTH	A	100.0	mR/hr	N/A	4.0	GOOD
PAR42	ARM-42	RFUEL FLR-WEST	A	100.0	mR/hr	N/A	4.00	GOOD

11/02/2000 10:05 PM

GROUP DISPLAY FOR E_TRBRAD
TURB BLDG AREA RAD MON E-PLAN

POINT ID		DESCRIPTION	CURRENT VALUE	UNITS	LOW ALARM COUNTS	HIGH/ALARM SENSOR	QUAL
PAR17	ARM-17	COND PUMP AREA	1.2	mR/hr	N/A	50	GOOD
PAR07	ARM-07	OFFGAS BYP AREA	4.1	mR/hr	N/A	200	GOOD
PAR18	ARM-18	RFP AT RB ACCESS	0.9	mR/hr	N/A	15	GOOD
PAR40	ARM-40	S&A ACC TB 676	0.1	mR/hr	N/A	5	GOOD
PAR19	ARM-19	SJAE ROOM	260.9	mR/hr	N/A	900	GOOD
PAR20	ARM-20	FW HTRS AT 2C101	0.5	mR/hr	N/A	100	GOOD
PAR21	ARM-21	RECR MG SET AREA	3.5	mR/hr	N/A	15	GOOD
PAR24	ARM-24	TURBINE FRON END	0.8	mR/hr	N/A	5	GOOD
PAR22	ARM-22	GEN BAY AREA	0.8	mR/hr	N/A	5	GOOD
PAR23	ARM-23	TB HVAC EQUIP ROOM	4.2	mR/hr	N/A	5	GOOD

11/02/2000 10:10 PM

GROUP DISPLAY FOR E_RXBRAD
E-PLAN RX BLDG AREA RAD MONITORS

POINT ID		DESCRIPTION		CURRENT VALUE	UNITS	LOW ALARM COUNTS	HIGH/ALARM SENSOR	QUAL
PAR04	ARM-04	RB/RW SUMP AREA	A	1000.0	mR/hr	N/A	15.0	GOOD
PAR25	ARM-25	RHR A*C PMP RM	A	1000.0	mR/hr	N/A	50.0	GOOD
PAR01	ARM-01	RHR B*D PP ROOM	A	1000.0	mR/hr	N/A	50.0	GOOD
PAR02	ARM-02	RCIC PP*TURB RM	A	100.0	mR/hr	N/A	4.00	GOOD
PAR03	ARM-03	HPCI RM	A	100.0	mR/hr	N/A	4.00	GOOD
PAR36	ARM-36	RB RAILROAD ACC	A	100.0	mR/hr	N/A	4.00	GOOD
PAR16	ARM-16	REMOTE S/D RM ACC	A	100.0	mR/hr	N/A	2.50	GOOD
PAR06	ARM-06	CRD SOUTH	A	1000.0	mR/hr	N/A	15.0	GOOD
PAR09	ARM-09	CRD REPAIR ROOM	A	1000.0	mR/hr	N/A	25.0	GOOD
PAR05	ARM-05	CRD NORTH	A	1000.0	mR/hr	N/A	15.0	GOOD
PAR41	ARM-41	TIP CHAMBER SHLD		82.8	R/hr	N/A	300.0	GOOD
PAR26	ARM-26	TIP DRIVE MECH	A	1000.0	mR/hr	N/A	15.0	GOOD
PAR10	ARM-10	FUEL POOL PP AREA	A	1000.0	mR/hr	N/A	15.0	GOOD
PAR08	ARM-08	RWCU RECIR PP AREA	A	1000.0	mR/hr	N/A	5.00	GOOD
PAR13	ARM-13	NEW FUEL CRIT MON	A	1000.0	mR/hr	N/A	15.00	GOOD
PAR11	ARM-11	RX BLDG SAMPLE SET	A	100.0	mR/hr	N/A	15.00	GOOD
PAR12	ARM-12	RECIRC FAN RM	A	100.0	mR/hr	N/A	15.00	GOOD
PAR14	ARM-14	SPNT FUEL CRIT MON	A	1000.0	mR/hr	N/A	15.0	GOOD
PAR15	ARM-15	RFUEL FLR-SOUTH	A	100.0	mR/hr	N/A	4.0	GOOD
PAR42	ARM-42	RFUEL FLR-WEST	A	100.0	mR/hr	N/A	4.00	GOOD

11/02/2000 10:10 PM

GROUP DISPLAY FOR E_TRBRAD
TURB BLDG AREA RAD MON E-PLAN

POINT ID		DESCRIPTION	CURRENT VALUE	UNITS	LOW ALARM COUNTS	HIGH/ALARM SENSOR	QUAL
PAR17	ARM-17	COND PUMP AREA	1.2	mR/hr	N/A	50	GOOD
PAR07	ARM-07	OFFGAS BYP AREA	4.1	mR/hr	N/A	200	GOOD
PAR18	ARM-18	RFP AT RB ACCESS	0.9	mR/hr	N/A	15	GOOD
PAR40	ARM-40	S&A ACC TB 676	0.1	mR/hr	N/A	5	GOOD
PAR19	ARM-19	SJAE ROOM	265.5	mR/hr	N/A	900	GOOD
PAR20	ARM-20	FW HTRS AT 2C101	0.5	mR/hr	N/A	100	GOOD
PAR21	ARM-21	RECR MG SET AREA	3.6	mR/hr	N/A	15	GOOD
PAR24	ARM-24	TURBINE FRON END	0.8	mR/hr	N/A	5	GOOD
PAR22	ARM-22	GEN BAY AREA	0.8	mR/hr	N/A	5	GOOD
PAR23	ARM-23	TB HVAC EQUIP ROOM	4.2	mR/hr	N/A	5	GOOD

11/02/2000 10:15 PM

GROUP DISPLAY FOR E_RXBRAD
E-PLAN RX BLDG AREA RAD MONITORS

POINT ID		DESCRIPTION		CURRENT VALUE	UNITS	LOW ALARM COUNTS	HIGH/ALARM SENSOR	QUAL
PAR04	ARM-04	RB/RW SUMP AREA	A	1000.0	mR/hr	N/A	15.0	GOOD
PAR25	ARM-25	RHR A*C PMP RM	A	1000.0	mR/hr	N/A	50.0	GOOD
PAR01	ARM-01	RHR B*D PP ROOM	A	1000.0	mR/hr	N/A	50.0	GOOD
PAR02	ARM-02	RCIC PP*TURB RM	A	100.0	mR/hr	N/A	4.00	GOOD
PAR03	ARM-03	HPCI RM	A	100.0	mR/hr	N/A	4.00	GOOD
PAR36	ARM-36	RB RAILROAD ACC	A	100.0	mR/hr	N/A	4.00	GOOD
PAR16	ARM-16	REMOTE S/D RM ACC	A	100.0	mR/hr	N/A	2.50	GOOD
PAR06	ARM-06	CRD SOUTH	A	1000.0	mR/hr	N/A	15.0	GOOD
PAR09	ARM-09	CRD REPAIR ROOM	A	1000.0	mR/hr	N/A	25.0	GOOD
PAR05	ARM-05	CRD NORTH	A	1000.0	mR/hr	N/A	15.0	GOOD
PAR41	ARM-41	TIP CHAMBER SHLD		83.4	R/hr	N/A	300.0	GOOD
PAR26	ARM-26	TIP DRIVE MECH	A	1000.0	mR/hr	N/A	15.0	GOOD
PAR10	ARM-10	FUEL POOL PP AREA	A	1000.0	mR/hr	N/A	15.0	GOOD
PAR08	ARM-08	RWCU RECIR PP AREA	A	1000.0	mR/hr	N/A	5.00	GOOD
PAR13	ARM-13	NEW FUEL CRIT MON	A	1000.0	mR/hr	N/A	15.00	GOOD
PAR11	ARM-11	RX BLDG SAMPLE SET	A	100.0	mR/hr	N/A	15.00	GOOD
PAR12	ARM-12	RECIRC FAN RM	A	100.0	mR/hr	N/A	15.00	GOOD
PAR14	ARM-14	SPNT FUEL CRIT MON	A	1000.0	mR/hr	N/A	15.0	GOOD
PAR15	ARM-15	RFUEL FLR-SOUTH	A	100.0	mR/hr	N/A	4.0	GOOD
PAR42	ARM-42	RFUEL FLR-WEST	A	100.0	mR/hr	N/A	4.00	GOOD

11/02/2000 10:15 PM

GROUP DISPLAY FOR E_TRBRAD
TURB BLDG AREA RAD MON E-PLAN

POINT ID		DESCRIPTION	CURRENT VALUE	UNITS	LOW ALARM COUNTS	HIGH/ALARM SENSOR	QUAL
PAR17	ARM-17	COND PUMP AREA	1.2	mR/hr	N/A	50	GOOD
PAR07	ARM-07	OFFGAS BYP AREA	4.0	mR/hr	N/A	200	GOOD
PAR18	ARM-18	RFP AT RB ACCESS	0.9	mR/hr	N/A	15	GOOD
PAR40	ARM-40	S&A ACC TB 676	0.1	mR/hr	N/A	5	GOOD
PAR19	ARM-19	SJAE ROOM	266.0	mR/hr	N/A	900	GOOD
PAR20	ARM-20	FW HTRS AT 2C101	0.5	mR/hr	N/A	100	GOOD
PAR21	ARM-21	RECR MG SET AREA	3.6	mR/hr	N/A	15	GOOD
PAR24	ARM-24	TURBINE FRON END	0.8	mR/hr	N/A	5	GOOD
PAR22	ARM-22	GEN BAY AREA	0.8	mR/hr	N/A	5	GOOD
PAR23	ARM-23	TB HVAC EQUIP ROOM	4.3	mR/hr	N/A	5	GOOD

11/02/2000 10:20 PM

GROUP DISPLAY FOR E_RXBRAD
E-PLAN RX BLDG AREA RAD MONITORS

POINT ID		DESCRIPTION		CURRENT VALUE	UNITS	LOW ALARM COUNTS	HIGH/ALARM SENSOR	QUAL
PAR04	ARM-04	RB/RW SUMP AREA	A	1000.0	mR/hr	N/A	15.0	GOOD
PAR25	ARM-25	RHR A*C PMP RM	A	1000.0	mR/hr	N/A	50.0	GOOD
PAR01	ARM-01	RHR B*D PP ROOM	A	1000.0	mR/hr	N/A	50.0	GOOD
PAR02	ARM-02	RCIC PP*TURB RM	A	100.0	mR/hr	N/A	4.00	GOOD
PAR03	ARM-03	HPCI RM	A	100.0	mR/hr	N/A	4.00	GOOD
PAR36	ARM-36	RB RAILROAD ACC	A	100.0	mR/hr	N/A	4.00	GOOD
PAR16	ARM-16	REMOTE S/D RM ACC	A	100.0	mR/hr	N/A	2.50	GOOD
PAR06	ARM-06	CRD SOUTH	A	1000.0	mR/hr	N/A	15.0	GOOD
PAR09	ARM-09	CRD REPAIR ROOM	A	1000.0	mR/hr	N/A	25.0	GOOD
PAR05	ARM-05	CRD NORTH	A	1000.0	mR/hr	N/A	15.0	GOOD
PAR41	ARM-41	TIP CHAMBER SHLD		83.8	R/hr	N/A	300.0	GOOD
PAR26	ARM-26	TIP DRIVE MECH	A	1000.0	mR/hr	N/A	15.0	GOOD
PAR10	ARM-10	FUEL POOL PP AREA	A	1000.0	mR/hr	N/A	15.0	GOOD
PAR08	ARM-08	RWCU RECIR PP AREA	A	1000.0	mR/hr	N/A	5.00	GOOD
PAR13	ARM-13	NEW FUEL CRIT MON	A	1000.0	mR/hr	N/A	15.00	GOOD
PAR11	ARM-11	RX BLDG SAMPLE SET	A	100.0	mR/hr	N/A	15.00	GOOD
PAR12	ARM-12	RECIRC FAN RM	A	100.0	mR/hr	N/A	15.00	GOOD
PAR14	ARM-14	SPNT FUEL CRIT MON	A	1000.0	mR/hr	N/A	15.0	GOOD
PAR15	ARM-15	RFUEL FLR-SOUTH	A	100.0	mR/hr	N/A	4.0	GOOD
PAR42	ARM-42	RFUEL FLR-WEST	A	100.0	mR/hr	N/A	4.00	GOOD

11/02/2000 10:20 PM

GROUP DISPLAY FOR E_TRBRAD
TURB BLDG AREA RAD MON E-PLAN

POINT ID		DESCRIPTION	CURRENT VALUE	UNITS	LOW ALARM COUNTS	HIGH/ALARM SENSOR	QUAL
PAR17	ARM-17	COND PUMP AREA	1.2	mR/hr	N/A	50	GOOD
PAR07	ARM-07	OFFGAS BYP AREA	4.0	mR/hr	N/A	200	GOOD
PAR18	ARM-18	RFP AT RB ACCESS	0.9	mR/hr	N/A	15	GOOD
PAR40	ARM-40	S&A ACC TB 676	0.1	mR/hr	N/A	5	GOOD
PAR19	ARM-19	SJAE ROOM	262.2	mR/hr	N/A	900	GOOD
PAR20	ARM-20	FW HTRS AT 2C101	0.5	mR/hr	N/A	100	GOOD
PAR21	ARM-21	RECR MG SET AREA	3.6	mR/hr	N/A	15	GOOD
PAR24	ARM-24	TURBINE FRON END	0.8	mR/hr	N/A	5	GOOD
PAR22	ARM-22	GEN BAY AREA	0.8	mR/hr	N/A	5	GOOD
PAR23	ARM-23	TB HVAC EQUIP ROOM	4.3	mR/hr	N/A	5	GOOD

11/02/2000 10:25 PM

GROUP DISPLAY FOR E_RXBRAD
E-PLAN RX BLDG AREA RAD MONITORS

POINT ID		DESCRIPTION		CURRENT VALUE	UNITS	LOW ALARM COUNTS	HIGH/ALARM SENSOR	QUAL
PAR04	ARM-04	RB/RW SUMP AREA	A	1000.0	mR/hr	N/A	15.0	GOOD
PAR25	ARM-25	RHR A*C PMP RM	A	1000.0	mR/hr	N/A	50.0	GOOD
PAR01	ARM-01	RHR B*D PP ROOM	A	1000.0	mR/hr	N/A	50.0	GOOD
PAR02	ARM-02	RCIC PP*TURB RM	A	100.0	mR/hr	N/A	4.00	GOOD
PAR03	ARM-03	HPCI RM	A	100.0	mR/hr	N/A	4.00	GOOD
PAR36	ARM-36	RB RAILROAD ACC	A	100.0	mR/hr	N/A	4.00	GOOD
PAR16	ARM-16	REMOTE S/D RM ACC	A	100.0	mR/hr	N/A	2.50	GOOD
PAR06	ARM-06	CRD SOUTH	A	1000.0	mR/hr	N/A	15.0	GOOD
PAR09	ARM-09	CRD REPAIR ROOM	A	1000.0	mR/hr	N/A	25.0	GOOD
PAR05	ARM-05	CRD NORTH	A	1000.0	mR/hr	N/A	15.0	GOOD
PAR41	ARM-41	TIP CHAMBER SHLD		84.2	R/hr	N/A	300.0	GOOD
PAR26	ARM-26	TIP DRIVE MECH	A	1000.0	mR/hr	N/A	15.0	GOOD
PAR10	ARM-10	FUEL POOL PP AREA	A	1000.0	mR/hr	N/A	15.0	GOOD
PAR08	ARM-08	RWCU RECIR PP AREA	A	1000.0	mR/hr	N/A	5.00	GOOD
PAR13	ARM-13	NEW FUEL CRIT MON	A	1000.0	mR/hr	N/A	15.00	GOOD
PAR11	ARM-11	RX BLDG SAMPLE SET	A	100.0	mR/hr	N/A	15.00	GOOD
PAR12	ARM-12	RECIRC FAN RM	A	100.0	mR/hr	N/A	15.00	GOOD
PAR14	ARM-14	SPNT FUEL CRIT MON	A	1000.0	mR/hr	N/A	15.0	GOOD
PAR15	ARM-15	RFUEL FLR-SOUTH	A	100.0	mR/hr	N/A	4.0	GOOD
PAR42	ARM-42	RFUEL FLR-WEST	A	100.0	mR/hr	N/A	4.00	GOOD

11/02/2000 10:25 PM

GROUP DISPLAY FOR E_TRBRAD
TURB BLDG AREA RAD MON E-PLAN

POINT ID		DESCRIPTION	CURRENT VALUE	UNITS	LOW ALARM COUNTS	HIGH/ALARM SENSOR	QUAL
PAR17	ARM-17	COND PUMP AREA	1.2	mR/hr	N/A	50	GOOD
PAR07	ARM-07	OFFGAS BYP AREA	4.0	mR/hr	N/A	200	GOOD
PAR18	ARM-18	RFP AT RB ACCESS	0.9	mR/hr	N/A	15	GOOD
PAR40	ARM-40	S&A ACC TB 676	0.1	mR/hr	N/A	5	GOOD
PAR19	ARM-19	SJAE ROOM	266.7	mR/hr	N/A	900	GOOD
PAR20	ARM-20	FW HTRS AT 2C101	0.5	mR/hr	N/A	100	GOOD
PAR21	ARM-21	RECR MG SET AREA	3.6	mR/hr	N/A	15	GOOD
PAR24	ARM-24	TURBINE FRON END	0.8	mR/hr	N/A	5	GOOD
PAR22	ARM-22	GEN BAY AREA	0.8	mR/hr	N/A	5	GOOD
PAR23	ARM-23	TB HVAC EQUIP ROOM	4.3	mR/hr	N/A	5	GOOD

11/02/2000 10:30 PM

GROUP DISPLAY FOR E_RXBRAD
E-PLAN RX BLDG AREA RAD MONITORS

POINT ID		DESCRIPTION		CURRENT VALUE	UNITS	LOW ALARM COUNTS	HIGH/ALARM SENSOR	QUAL
PAR04	ARM-04	RB/RW SUMP AREA	A	1000.0	mR/hr	N/A	15.0	GOOD
PAR25	ARM-25	RHR A*C PMP RM	A	1000.0	mR/hr	N/A	50.0	GOOD
PAR01	ARM-01	RHR B*D PP ROOM	A	1000.0	mR/hr	N/A	50.0	GOOD
PAR02	ARM-02	RCIC PP*TURB RM	A	100.0	mR/hr	N/A	4.00	GOOD
PAR03	ARM-03	HPCI RM	A	100.0	mR/hr	N/A	4.00	GOOD
PAR36	ARM-36	RB RAILROAD ACC	A	100.0	mR/hr	N/A	4.00	GOOD
PAR16	ARM-16	REMOTE S/D RM ACC	A	100.0	mR/hr	N/A	2.50	GOOD
PAR06	ARM-06	CRD SOUTH	A	1000.0	mR/hr	N/A	15.0	GOOD
PAR09	ARM-09	CRD REPAIR ROOM	A	1000.0	mR/hr	N/A	25.0	GOOD
PAR05	ARM-05	CRD NORTH	A	1000.0	mR/hr	N/A	15.0	GOOD
PAR41	ARM-41	TIP CHAMBER SHLD		84.4	R/hr	N/A	300.0	GOOD
PAR26	ARM-26	TIP DRIVE MECH	A	1000.0	mR/hr	N/A	15.0	GOOD
PAR10	ARM-10	FUEL POOL PP AREA	A	1000.0	mR/hr	N/A	15.0	GOOD
PAR08	ARM-08	RWCU RECIR PP AREA	A	1000.0	mR/hr	N/A	5.00	GOOD
PAR13	ARM-13	NEW FUEL CRIT MON	A	1000.0	mR/hr	N/A	15.00	GOOD
PAR11	ARM-11	RX BLDG SAMPLE SET	A	100.0	mR/hr	N/A	15.00	GOOD
PAR12	ARM-12	RECIRC FAN RM	A	100.0	mR/hr	N/A	15.00	GOOD
PAR14	ARM-14	SPNT FUEL CRIT MON	A	1000.0	mR/hr	N/A	15.0	GOOD
PAR15	ARM-15	RFUEL FLR-SOUTH	A	100.0	mR/hr	N/A	4.0	GOOD
PAR42	ARM-42	RFUEL FLR-WEST	A	100.0	mR/hr	N/A	4.00	GOOD

11/02/2000 10:30 PM

GROUP DISPLAY FOR E_TRBRAD
TURB BLDG AREA RAD MON E-PLAN

POINT ID		DESCRIPTION	CURRENT VALUE	UNITS	LOW ALARM COUNTS	HIGH/ALARM SENSOR	QUAL
PAR17	ARM-17	COND PUMP AREA	1.2	mR/hr	N/A	50	GOOD
PAR07	ARM-07	OFFGAS BYP AREA	4.0	mR/hr	N/A	200	GOOD
PAR18	ARM-18	RFP AT RB ACCESS	0.9	mR/hr	N/A	15	GOOD
PAR40	ARM-40	S&A ACC TB 676	0.1	mR/hr	N/A	5	GOOD
PAR19	ARM-19	SJAE ROOM	262.4	mR/hr	N/A	900	GOOD
PAR20	ARM-20	FW HTRS AT 2C101	0.5	mR/hr	N/A	100	GOOD
PAR21	ARM-21	RECR MG SET AREA	3.6	mR/hr	N/A	15	GOOD
PAR24	ARM-24	TURBINE FRON END	0.8	mR/hr	N/A	5	GOOD
PAR22	ARM-22	GEN BAY AREA	0.8	mR/hr	N/A	5	GOOD
PAR23	ARM-23	TB HVAC EQUIP ROOM	4.3	mR/hr	N/A	5	GOOD

11/02/2000 10:35 PM

GROUP DISPLAY FOR E_RXBRAD
E-PLAN RX BLDG AREA RAD MONITORS

POINT ID		DESCRIPTION		CURRENT VALUE	UNITS	LOW ALARM COUNTS	HIGH/ALARM SENSOR	QUAL
PAR04	ARM-04	RB/RW SUMP AREA	A	1000.0	mR/hr	N/A	15.0	GOOD
PAR25	ARM-25	RHR A*C PMP RM	A	1000.0	mR/hr	N/A	50.0	GOOD
PAR01	ARM-01	RHR B*D PP ROOM	A	1000.0	mR/hr	N/A	50.0	GOOD
PAR02	ARM-02	RCIC PP*TURB RM	A	100.0	mR/hr	N/A	4.00	GOOD
PAR03	ARM-03	HPCI RM	A	100.0	mR/hr	N/A	4.00	GOOD
PAR36	ARM-36	RB RAILROAD ACC	A	100.0	mR/hr	N/A	4.00	GOOD
PAR16	ARM-16	REMOTE S/D RM ACC	A	100.0	mR/hr	N/A	2.50	GOOD
PAR06	ARM-06	CRD SOUTH	A	1000.0	mR/hr	N/A	15.0	GOOD
PAR09	ARM-09	CRD REPAIR ROOM	A	1000.0	mR/hr	N/A	25.0	GOOD
PAR05	ARM-05	CRD NORTH	A	1000.0	mR/hr	N/A	15.0	GOOD
PAR41	ARM-41	TIP CHAMBER SHLD		84.7	R/hr	N/A	300.0	GOOD
PAR26	ARM-26	TIP DRIVE MECH	A	1000.0	mR/hr	N/A	15.0	GOOD
PAR10	ARM-10	FUEL POOL PP AREA	A	1000.0	mR/hr	N/A	15.0	GOOD
PAR08	ARM-08	RWCU RECIR PP AREA	A	1000.0	mR/hr	N/A	5.00	GOOD
PAR13	ARM-13	NEW FUEL CRIT MON	A	1000.0	mR/hr	N/A	15.00	GOOD
PAR11	ARM-11	RX BLDG SAMPLE SET	A	100.0	mR/hr	N/A	15.00	GOOD
PAR12	ARM-12	RECIRC FAN RM	A	100.0	mR/hr	N/A	15.00	GOOD
PAR14	ARM-14	SPNT FUEL CRIT MON	A	1000.0	mR/hr	N/A	15.0	GOOD
PAR15	ARM-15	RFUEL FLR-SOUTH	A	100.0	mR/hr	N/A	4.0	GOOD
PAR42	ARM-42	RFUEL FLR-WEST	A	100.0	mR/hr	N/A	4.00	GOOD

11/02/2000 10:35 PM

GROUP DISPLAY FOR E_TRBRAD
TURB BLDG AREA RAD MON E-PLAN

POINT ID		DESCRIPTION	CURRENT VALUE	UNITS	LOW ALARM COUNTS	HIGH/ALARM SENSOR	QUAL
PAR17	ARM-17	COND PUMP AREA	1.2	mR/hr	N/A	50	GOOD
PAR07	ARM-07	OFFGAS BYP AREA	4.1	mR/hr	N/A	200	GOOD
PAR18	ARM-18	RFP AT RB ACCESS	0.9	mR/hr	N/A	15	GOOD
PAR40	ARM-40	S&A ACC TB 676	0.1	mR/hr	N/A	5	GOOD
PAR19	ARM-19	SJAE ROOM	265.5	mR/hr	N/A	900	GOOD
PAR20	ARM-20	FW HTRS AT 2C101	0.5	mR/hr	N/A	100	GOOD
PAR21	ARM-21	RECR MG SET AREA	3.6	mR/hr	N/A	15	GOOD
PAR24	ARM-24	TURBINE FRON END	0.8	mR/hr	N/A	5	GOOD
PAR22	ARM-22	GEN BAY AREA	0.8	mR/hr	N/A	5	GOOD
PAR23	ARM-23	TB HVAC EQUIP ROOM	4.3	mR/hr	N/A	5	GOOD

11/02/2000 10:40 PM

GROUP DISPLAY FOR E_RXBRAD
E-PLAN RX BLDG AREA RAD MONITORS

POINT ID		DESCRIPTION		CURRENT VALUE	UNITS	LOW ALARM COUNTS	HIGH/ALARM SENSOR	QUAL
PAR04	ARM-04	RB/RW SUMP AREA	A	1000.0	mR/hr	N/A	15.0	GOOD
PAR25	ARM-25	RHR A*C PMP RM	A	1000.0	mR/hr	N/A	50.0	GOOD
PAR01	ARM-01	RHR B*D PP ROOM	A	1000.0	mR/hr	N/A	50.0	GOOD
PAR02	ARM-02	RCIC PP*TURB RM	A	100.0	mR/hr	N/A	4.00	GOOD
PAR03	ARM-03	HPCI RM	A	100.0	mR/hr	N/A	4.00	GOOD
PAR36	ARM-36	RB RAILROAD ACC	A	100.0	mR/hr	N/A	4.00	GOOD
PAR16	ARM-16	REMOTE S/D RM ACC	A	100.0	mR/hr	N/A	2.50	GOOD
PAR06	ARM-06	CRD SOUTH	A	1000.0	mR/hr	N/A	15.0	GOOD
PAR09	ARM-09	CRD REPAIR ROOM	A	1000.0	mR/hr	N/A	25.0	GOOD
PAR05	ARM-05	CRD NORTH	A	1000.0	mR/hr	N/A	15.0	GOOD
PAR41	ARM-41	TIP CHAMBER SHLD		84.8	R/hr	N/A	300.0	GOOD
PAR26	ARM-26	TIP DRIVE MECH	A	1000.0	mR/hr	N/A	15.0	GOOD
PAR10	ARM-10	FUEL POOL PP AREA	A	1000.0	mR/hr	N/A	15.0	GOOD
PAR08	ARM-08	RWCU RECIR PP AREA	A	1000.0	mR/hr	N/A	5.00	GOOD
PAR13	ARM-13	NEW FUEL CRIT MON	A	1000.0	mR/hr	N/A	15.00	GOOD
PAR11	ARM-11	RX BLDG SAMPLE SET	A	100.0	mR/hr	N/A	15.00	GOOD
PAR12	ARM-12	RECIRC FAN RM	A	100.0	mR/hr	N/A	15.00	GOOD
PAR14	ARM-14	SPNT FUEL CRIT MON	A	1000.0	mR/hr	N/A	15.0	GOOD
PAR15	ARM-15	RFUEL FLR-SOUTH	A	100.0	mR/hr	N/A	4.0	GOOD
PAR42	ARM-42	RFUEL FLR-WEST	A	100.0	mR/hr	N/A	4.00	GOOD

11/02/2000 10:40 PM

GROUP DISPLAY FOR E_TRBRAD
TURB BLDG AREA RAD MON E-PLAN

POINT ID		DESCRIPTION	CURRENT VALUE	UNITS	LOW ALARM COUNTS	HIGH/ALARM SENSOR	QUAL
PAR17	ARM-17	COND PUMP AREA	1.2	mR/hr	N/A	50	GOOD
PAR07	ARM-07	OFFGAS BYP AREA	4.0	mR/hr	N/A	200	GOOD
PAR18	ARM-18	RFP AT RB ACCESS	0.9	mR/hr	N/A	15	GOOD
PAR40	ARM-40	S&A ACC TB 676	0.1	mR/hr	N/A	5	GOOD
PAR19	ARM-19	SJAE ROOM	269.5	mR/hr	N/A	900	GOOD
PAR20	ARM-20	FW HTRS AT 2C101	0.5	mR/hr	N/A	100	GOOD
PAR21	ARM-21	RECR MG SET AREA	3.6	mR/hr	N/A	15	GOOD
PAR24	ARM-24	TURBINE FRON END	0.8	mR/hr	N/A	5	GOOD
PAR22	ARM-22	GEN BAY AREA	0.8	mR/hr	N/A	5	GOOD
PAR23	ARM-23	TB HVAC EQUIP ROOM	4.3	mR/hr	N/A	5	GOOD

11/02/2000 10:45 PM

GROUP DISPLAY FOR E_RXBRAD
E-PLAN RX BLDG AREA RAD MONITORS

POINT ID		DESCRIPTION		CURRENT VALUE	UNITS	LOW ALARM COUNTS	HIGH/ALARM SENSOR	QUAL
PAR04	ARM-04	RB/RW SUMP AREA	A	1000.0	mR/hr	N/A	15.0	GOOD
PAR25	ARM-25	RHR A*C PMP RM	A	1000.0	mR/hr	N/A	50.0	GOOD
PAR01	ARM-01	RHR B*D PP ROOM	A	1000.0	mR/hr	N/A	50.0	GOOD
PAR02	ARM-02	RCIC PP*TURB RM	A	100.0	mR/hr	N/A	4.00	GOOD
PAR03	ARM-03	HPCI RM	A	100.0	mR/hr	N/A	4.00	GOOD
PAR36	ARM-36	RB RAILROAD ACC	A	100.0	mR/hr	N/A	4.00	GOOD
PAR16	ARM-16	REMOTE S/D RM ACC	A	100.0	mR/hr	N/A	2.50	GOOD
PAR06	ARM-06	CRD SOUTH	A	1000.0	mR/hr	N/A	15.0	GOOD
PAR09	ARM-09	CRD REPAIR ROOM	A	1000.0	mR/hr	N/A	25.0	GOOD
PAR05	ARM-05	CRD NORTH	A	1000.0	mR/hr	N/A	15.0	GOOD
PAR41	ARM-41	TIP CHAMBER SHLD		84.9	R/hr	N/A	300.0	GOOD
PAR26	ARM-26	TIP DRIVE MECH	A	1000.0	mR/hr	N/A	15.0	GOOD
PAR10	ARM-10	FUEL POOL PP AREA	A	1000.0	mR/hr	N/A	15.0	GOOD
PAR08	ARM-08	RWCU RECIR PP AREA	A	1000.0	mR/hr	N/A	5.00	GOOD
PAR13	ARM-13	NEW FUEL CRIT MON	A	1000.0	mR/hr	N/A	15.00	GOOD
PAR11	ARM-11	RX BLDG SAMPLE SET	A	100.0	mR/hr	N/A	15.00	GOOD
PAR12	ARM-12	RECIRC FAN RM	A	100.0	mR/hr	N/A	15.00	GOOD
PAR14	ARM-14	SPNT FUEL CRIT MON	A	1000.0	mR/hr	N/A	15.0	GOOD
PAR15	ARM-15	RFUEL FLR-SOUTH	A	100.0	mR/hr	N/A	4.0	GOOD
PAR42	ARM-42	RFUEL FLR-WEST	A	100.0	mR/hr	N/A	4.00	GOOD

11/02/2000 10:45 PM

GROUP DISPLAY FOR E_TRBRAD
TURB BLDG AREA RAD MON E-PLAN

POINT ID		DESCRIPTION	CURRENT VALUE	UNITS	LOW ALARM COUNTS	HIGH/ALARM SENSOR	QUAL
PAR17	ARM-17	COND PUMP AREA	1.2	mR/hr	N/A	50	GOOD
PAR07	ARM-07	OFFGAS BYP AREA	4.0	mR/hr	N/A	200	GOOD
PAR18	ARM-18	RFP AT RB ACCESS	0.9	mR/hr	N/A	15	GOOD
PAR40	ARM-40	S&A ACC TB 676	0.1	mR/hr	N/A	5	GOOD
PAR19	ARM-19	SJAE ROOM	268.1	mR/hr	N/A	900	GOOD
PAR20	ARM-20	FW HTRS AT 2C101	0.5	mR/hr	N/A	100	GOOD
PAR21	ARM-21	RECR MG SET AREA	3.6	mR/hr	N/A	15	GOOD
PAR24	ARM-24	TURBINE FRON END	0.8	mR/hr	N/A	5	GOOD
PAR22	ARM-22	GEN BAY AREA	0.8	mR/hr	N/A	5	GOOD
PAR23	ARM-23	TB HVAC EQUIP ROOM	4.3	mR/hr	N/A	5	GOOD

11/02/2000 10:50 PM

GROUP DISPLAY FOR E_RXBRAD
E-PLAN RX BLDG AREA RAD MONITORS

POINT ID		DESCRIPTION		CURRENT VALUE	UNITS	LOW ALARM COUNTS	HIGH/ALARM SENSOR	QUAL
PAR04	ARM-04	RB/RW SUMP AREA	A	1000.0	mR/hr	N/A	15.0	GOOD
PAR25	ARM-25	RHR A*C PMP RM	A	1000.0	mR/hr	N/A	50.0	GOOD
PAR01	ARM-01	RHR B*D PP ROOM	A	1000.0	mR/hr	N/A	50.0	GOOD
PAR02	ARM-02	RCIC PP*TURB RM	A	100.0	mR/hr	N/A	4.00	GOOD
PAR03	ARM-03	HPCI RM	A	100.0	mR/hr	N/A	4.00	GOOD
PAR36	ARM-36	RB RAILROAD ACC	A	100.0	mR/hr	N/A	4.00	GOOD
PAR16	ARM-16	REMOTE S/D RM ACC	A	100.0	mR/hr	N/A	2.50	GOOD
PAR06	ARM-06	CRD SOUTH	A	1000.0	mR/hr	N/A	15.0	GOOD
PAR09	ARM-09	CRD REPAIR ROOM	A	1000.0	mR/hr	N/A	25.0	GOOD
PAR05	ARM-05	CRD NORTH	A	1000.0	mR/hr	N/A	15.0	GOOD
PAR41	ARM-41	TIP CHAMBER SHLD		85.0	R/hr	N/A	300.0	GOOD
PAR26	ARM-26	TIP DRIVE MECH	A	1000.0	mR/hr	N/A	15.0	GOOD
PAR10	ARM-10	FUEL POOL PP AREA	A	1000.0	mR/hr	N/A	15.0	GOOD
PAR08	ARM-08	RWCU RECIR PP AREA	A	1000.0	mR/hr	N/A	5.00	GOOD
PAR13	ARM-13	NEW FUEL CRIT MON	A	1000.0	mR/hr	N/A	15.00	GOOD
PAR11	ARM-11	RX BLDG SAMPLE SET	A	100.0	mR/hr	N/A	15.00	GOOD
PAR12	ARM-12	RECIRC FAN RM	A	100.0	mR/hr	N/A	15.00	GOOD
PAR14	ARM-14	SPNT FUEL CRIT MON	A	1000.0	mR/hr	N/A	15.0	GOOD
PAR15	ARM-15	RFUEL FLR-SOUTH	A	100.0	mR/hr	N/A	4.0	GOOD
PAR42	ARM-42	RFUEL FLR-WEST	A	100.0	mR/hr	N/A	4.00	GOOD

11/02/2000 10:50 PM

GROUP DISPLAY FOR E_TRBRAD
TURB BLDG AREA RAD MON E-PLAN

POINT ID		DESCRIPTION	CURRENT VALUE	UNITS	LOW ALARM COUNTS	HIGH/ALARM SENSOR	QUAL
PAR17	ARM-17	COND PUMP AREA	1.2	mR/hr	N/A	50	GOOD
PAR07	ARM-07	OFFGAS BYP AREA	4.1	mR/hr	N/A	200	GOOD
PAR18	ARM-18	RFP AT RB ACCESS	0.9	mR/hr	N/A	15	GOOD
PAR40	ARM-40	S&A ACC TB 676	0.1	mR/hr	N/A	5	GOOD
PAR19	ARM-19	SJAE ROOM	262.1	mR/hr	N/A	900	GOOD
PAR20	ARM-20	FW HTRS AT 2C101	0.5	mR/hr	N/A	100	GOOD
PAR21	ARM-21	RECR MG SET AREA	3.6	mR/hr	N/A	15	GOOD
PAR24	ARM-24	TURBINE FRON END	0.8	mR/hr	N/A	5	GOOD
PAR22	ARM-22	GEN BAY AREA	0.8	mR/hr	N/A	5	GOOD
PAR23	ARM-23	TB HVAC EQUIP ROOM	4.3	mR/hr	N/A	5	GOOD

11/02/2000 10:55 PM

GROUP DISPLAY FOR E_RXBRAD
E-PLAN RX BLDG AREA RAD MONITORS

POINT ID		DESCRIPTION		CURRENT VALUE	UNITS	LOW ALARM COUNTS	HIGH/ALARM SENSOR	QUAL
PAR04	ARM-04	RB/RW SUMP AREA	A	1000.0	mR/hr	N/A	15.0	GOOD
PAR25	ARM-25	RHR A*C PMP RM	A	1000.0	mR/hr	N/A	50.0	GOOD
PAR01	ARM-01	RHR B*D PP ROOM	A	1000.0	mR/hr	N/A	50.0	GOOD
PAR02	ARM-02	RCIC PP*TURB RM	A	100.0	mR/hr	N/A	4.00	GOOD
PAR03	ARM-03	HPCI RM	A	100.0	mR/hr	N/A	4.00	GOOD
PAR36	ARM-36	RB RAILROAD ACC	A	100.0	mR/hr	N/A	4.00	GOOD
PAR16	ARM-16	REMOTE S/D RM ACC	A	100.0	mR/hr	N/A	2.50	GOOD
PAR06	ARM-06	CRD SOUTH	A	1000.0	mR/hr	N/A	15.0	GOOD
PAR09	ARM-09	CRD REPAIR ROOM	A	1000.0	mR/hr	N/A	25.0	GOOD
PAR05	ARM-05	CRD NORTH	A	1000.0	mR/hr	N/A	15.0	GOOD
PAR41	ARM-41	TIP CHAMBER SHLD		85.0	R/hr	N/A	300.0	GOOD
PAR26	ARM-26	TIP DRIVE MECH	A	1000.0	mR/hr	N/A	15.0	GOOD
PAR10	ARM-10	FUEL POOL PP AREA	A	1000.0	mR/hr	N/A	15.0	GOOD
PAR08	ARM-08	RWCU RECIR PP AREA	A	1000.0	mR/hr	N/A	5.00	GOOD
PAR13	ARM-13	NEW FUEL CRIT MON	A	1000.0	mR/hr	N/A	15.00	GOOD
PAR11	ARM-11	RX BLDG SAMPLE SET	A	100.0	mR/hr	N/A	15.00	GOOD
PAR12	ARM-12	RECIRC FAN RM	A	100.0	mR/hr	N/A	15.00	GOOD
PAR14	ARM-14	SPNT FUEL CRIT MON	A	1000.0	mR/hr	N/A	15.0	GOOD
PAR15	ARM-15	RFUEL FLR-SOUTH	A	100.0	mR/hr	N/A	4.0	GOOD
PAR42	ARM-42	RFUEL FLR-WEST	A	100.0	mR/hr	N/A	4.00	GOOD

11/02/2000 10:55 PM

GROUP DISPLAY FOR E_TRBRAD
TURB BLDG AREA RAD MON E-PLAN

POINT ID		DESCRIPTION	CURRENT VALUE	UNITS	LOW ALARM COUNTS	HIGH/ALARM SENSOR	QUAL
PAR17	ARM-17	COND PUMP AREA	1.3	mR/hr	N/A	50	GOOD
PAR07	ARM-07	OFFGAS BYP AREA	4.0	mR/hr	N/A	200	GOOD
PAR18	ARM-18	RFP AT RB ACCESS	0.9	mR/hr	N/A	15	GOOD
PAR40	ARM-40	S&A ACC TB 676	0.1	mR/hr	N/A	5	GOOD
PAR19	ARM-19	SJAE ROOM	268.3	mR/hr	N/A	900	GOOD
PAR20	ARM-20	FW HTRS AT 2C101	0.5	mR/hr	N/A	100	GOOD
PAR21	ARM-21	RECR MG SET AREA	3.6	mR/hr	N/A	15	GOOD
PAR24	ARM-24	TURBINE FRON END	0.8	mR/hr	N/A	5	GOOD
PAR22	ARM-22	GEN BAY AREA	0.8	mR/hr	N/A	5	GOOD
PAR23	ARM-23	TB HVAC EQUIP ROOM	4.3	mR/hr	N/A	5	GOOD

11/02/2000 11:00 PM

GROUP DISPLAY FOR E_RXBRAD
E-PLAN RX BLDG AREA RAD MONITORS

POINT ID		DESCRIPTION		CURRENT VALUE	UNITS	LOW ALARM COUNTS	HIGH/ALARM SENSOR	QUAL
PAR04	ARM-04	RB/RW SUMP AREA	A	1000.0	mR/hr	N/A	15.0	GOOD
PAR25	ARM-25	RHR A*C PMP RM	A	1000.0	mR/hr	N/A	50.0	GOOD
PAR01	ARM-01	RHR B*D PP ROOM	A	1000.0	mR/hr	N/A	50.0	GOOD
PAR02	ARM-02	RCIC PP*TURB RM	A	100.0	mR/hr	N/A	4.00	GOOD
PAR03	ARM-03	HPCI RM	A	100.0	mR/hr	N/A	4.00	GOOD
PAR36	ARM-36	RB RAILROAD ACC	A	100.0	mR/hr	N/A	4.00	GOOD
PAR16	ARM-16	REMOTE S/D RM ACC	A	100.0	mR/hr	N/A	2.50	GOOD
PAR06	ARM-06	CRD SOUTH	A	1000.0	mR/hr	N/A	15.0	GOOD
PAR09	ARM-09	CRD REPAIR ROOM	A	1000.0	mR/hr	N/A	25.0	GOOD
PAR05	ARM-05	CRD NORTH	A	1000.0	mR/hr	N/A	15.0	GOOD
PAR41	ARM-41	TIP CHAMBER SHLD		85.0	R/hr	N/A	300.0	GOOD
PAR26	ARM-26	TIP DRIVE MECH	A	1000.0	mR/hr	N/A	15.0	GOOD
PAR10	ARM-10	FUEL POOL PP AREA	A	1000.0	mR/hr	N/A	15.0	GOOD
PAR08	ARM-08	RWCU RECIR PP AREA	A	1000.0	mR/hr	N/A	5.00	GOOD
PAR13	ARM-13	NEW FUEL CRIT MON	A	1000.0	mR/hr	N/A	15.00	GOOD
PAR11	ARM-11	RX BLDG SAMPLE SET	A	100.0	mR/hr	N/A	15.00	GOOD
PAR12	ARM-12	RECIRC FAN RM	A	100.0	mR/hr	N/A	15.00	GOOD
PAR14	ARM-14	SPNT FUEL CRIT MON	A	1000.0	mR/hr	N/A	15.0	GOOD
PAR15	ARM-15	RFUEL FLR-SOUTH	A	100.0	mR/hr	N/A	4.0	GOOD
PAR42	ARM-42	RFUEL FLR-WEST	A	100.0	mR/hr	N/A	4.00	GOOD

11/02/2000 11:00 PM

GROUP DISPLAY FOR E_TRBRAD
TURB BLDG AREA RAD MON E-PLAN

POINT ID		DESCRIPTION	CURRENT VALUE	UNITS	LOW ALARM COUNTS	HIGH/ALARM SENSOR	QUAL
PAR17	ARM-17	COND PUMP AREA	1.2	mR/hr	N/A	50	GOOD
PAR07	ARM-07	OFFGAS BYP AREA	4.1	mR/hr	N/A	200	GOOD
PAR18	ARM-18	RFP AT RB ACCESS	0.9	mR/hr	N/A	15	GOOD
PAR40	ARM-40	S&A ACC TB 676	0.1	mR/hr	N/A	5	GOOD
PAR19	ARM-19	SJAE ROOM	261.0	mR/hr	N/A	900	GOOD
PAR20	ARM-20	FW HTRS AT 2C101	0.5	mR/hr	N/A	100	GOOD
PAR21	ARM-21	RECR MG SET AREA	3.6	mR/hr	N/A	15	GOOD
PAR24	ARM-24	TURBINE FRON END	0.8	mR/hr	N/A	5	GOOD
PAR22	ARM-22	GEN BAY AREA	0.8	mR/hr	N/A	5	GOOD
PAR23	ARM-23	TB HVAC EQUIP ROOM	4.3	mR/hr	N/A	5	GOOD

11/02/2000 11:05 PM

GROUP DISPLAY FOR E_RXBRAD
E-PLAN RX BLDG AREA RAD MONITORS

POINT ID		DESCRIPTION		CURRENT VALUE	UNITS	LOW ALARM COUNTS	HIGH/ALARM SENSOR	QUAL
PAR04	ARM-04	RB/RW SUMP AREA	A	1000.0	mR/hr	N/A	15.0	GOOD
PAR25	ARM-25	RHR A*C PMP RM	A	1000.0	mR/hr	N/A	50.0	GOOD
PAR01	ARM-01	RHR B*D PP ROOM	A	1000.0	mR/hr	N/A	50.0	GOOD
PAR02	ARM-02	RCIC PP*TURB RM	A	100.0	mR/hr	N/A	4.00	GOOD
PAR03	ARM-03	HPCI RM	A	100.0	mR/hr	N/A	4.00	GOOD
PAR36	ARM-36	RB RAILROAD ACC	A	100.0	mR/hr	N/A	4.00	GOOD
PAR16	ARM-16	REMOTE S/D RM ACC	A	100.0	mR/hr	N/A	2.50	GOOD
PAR06	ARM-06	CRD SOUTH	A	1000.0	mR/hr	N/A	15.0	GOOD
PAR09	ARM-09	CRD REPAIR ROOM	A	1000.0	mR/hr	N/A	25.0	GOOD
PAR05	ARM-05	CRD NORTH	A	1000.0	mR/hr	N/A	15.0	GOOD
PAR41	ARM-41	TIP CHAMBER SHLD		85.0	R/hr	N/A	300.0	GOOD
PAR26	ARM-26	TIP DRIVE MECH	A	1000.0	mR/hr	N/A	15.0	GOOD
PAR10	ARM-10	FUEL POOL PP AREA	A	1000.0	mR/hr	N/A	15.0	GOOD
PAR08	ARM-08	RWCU RECIR PP AREA	A	1000.0	mR/hr	N/A	5.00	GOOD
PAR13	ARM-13	NEW FUEL CRIT MON	A	1000.0	mR/hr	N/A	15.00	GOOD
PAR11	ARM-11	RX BLDG SAMPLE SET	A	100.0	mR/hr	N/A	15.00	GOOD
PAR12	ARM-12	RECIRC FAN RM	A	100.0	mR/hr	N/A	15.00	GOOD
PAR14	ARM-14	SPNT FUEL CRIT MON	A	1000.0	mR/hr	N/A	15.0	GOOD
PAR15	ARM-15	RFUEL FLR-SOUTH	A	100.0	mR/hr	N/A	4.0	GOOD
PAR42	ARM-42	RFUEL FLR-WEST	A	100.0	mR/hr	N/A	4.00	GOOD

11/02/2000 11:05 PM

GROUP DISPLAY FOR E_TRBRAD
TURB BLDG AREA RAD MON E-PLAN

POINT ID		DESCRIPTION	CURRENT VALUE	UNITS	LOW ALARM COUNTS	HIGH/ALARM SENSOR	QUAL
PAR17	ARM-17	COND PUMP AREA	1.2	mR/hr	N/A	50	GOOD
PAR07	ARM-07	OFFGAS BYP AREA	4.0	mR/hr	N/A	200	GOOD
PAR18	ARM-18	RFP AT RB ACCESS	0.9	mR/hr	N/A	15	GOOD
PAR40	ARM-40	S&A ACC TB 676	0.1	mR/hr	N/A	5	GOOD
PAR19	ARM-19	SJAE ROOM	266.7	mR/hr	N/A	900	GOOD
PAR20	ARM-20	FW HTRS AT 2C101	0.5	mR/hr	N/A	100	GOOD
PAR21	ARM-21	RECR MG SET AREA	3.6	mR/hr	N/A	15	GOOD
PAR24	ARM-24	TURBINE FRON END	0.8	mR/hr	N/A	5	GOOD
PAR22	ARM-22	GEN BAY AREA	0.8	mR/hr	N/A	5	GOOD
PAR23	ARM-23	TB HVAC EQUIP ROOM	4.3	mR/hr	N/A	5	GOOD

11/02/2000 11:10 PM

GROUP DISPLAY FOR E_RXBRAD
E-PLAN RX BLDG AREA RAD MONITORS

POINT ID		DESCRIPTION		CURRENT VALUE	UNITS	LOW ALARM COUNTS	HIGH/ALARM SENSOR	QUAL
PAR04	ARM-04	RB/RW SUMP AREA	A	1000.0	mR/hr	N/A	15.0	GOOD
PAR25	ARM-25	RHR A*C PMP RM	A	1000.0	mR/hr	N/A	50.0	GOOD
PAR01	ARM-01	RHR B*D PP ROOM	A	1000.0	mR/hr	N/A	50.0	GOOD
PAR02	ARM-02	RCIC PP*TURB RM	A	100.0	mR/hr	N/A	4.00	GOOD
PAR03	ARM-03	HPCI RM	A	100.0	mR/hr	N/A	4.00	GOOD
PAR36	ARM-36	RB RAILROAD ACC	A	100.0	mR/hr	N/A	4.00	GOOD
PAR16	ARM-16	REMOTE S/D RM ACC	A	100.0	mR/hr	N/A	2.50	GOOD
PAR06	ARM-06	CRD SOUTH	A	1000.0	mR/hr	N/A	15.0	GOOD
PAR09	ARM-09	CRD REPAIR ROOM	A	1000.0	mR/hr	N/A	25.0	GOOD
PAR05	ARM-05	CRD NORTH	A	1000.0	mR/hr	N/A	15.0	GOOD
PAR41	ARM-41	TIP CHAMBER SHLD		84.9	R/hr	N/A	300.0	GOOD
PAR26	ARM-26	TIP DRIVE MECH	A	1000.0	mR/hr	N/A	15.0	GOOD
PAR10	ARM-10	FUEL POOL PP AREA	A	1000.0	mR/hr	N/A	15.0	GOOD
PAR08	ARM-08	RWCU RECIR PP AREA	A	1000.0	mR/hr	N/A	5.00	GOOD
PAR13	ARM-13	NEW FUEL CRIT MON	A	1000.0	mR/hr	N/A	15.00	GOOD
PAR11	ARM-11	RX BLDG SAMPLE SET	A	100.0	mR/hr	N/A	15.00	GOOD
PAR12	ARM-12	RECIRC FAN RM	A	100.0	mR/hr	N/A	15.00	GOOD
PAR14	ARM-14	SPNT FUEL CRIT MON	A	1000.0	mR/hr	N/A	15.0	GOOD
PAR15	ARM-15	RFUEL FLR-SOUTH	A	100.0	mR/hr	N/A	4.0	GOOD
PAR42	ARM-42	RFUEL FLR-WEST	A	100.0	mR/hr	N/A	4.00	GOOD

11/02/2000 11:10 PM

GROUP DISPLAY FOR E_TRBRAD
TURB BLDG AREA RAD MON E-PLAN

POINT ID		DESCRIPTION	CURRENT VALUE	UNITS	LOW ALARM COUNTS	HIGH/ALARM SENSOR	QUAL
PAR17	ARM-17	COND PUMP AREA	1.2	mR/hr	N/A	50	GOOD
PAR07	ARM-07	OFFGAS BYP AREA	4.1	mR/hr	N/A	200	GOOD
PAR18	ARM-18	RFP AT RB ACCESS	0.9	mR/hr	N/A	15	GOOD
PAR40	ARM-40	S&A ACC TB 676	0.1	mR/hr	N/A	5	GOOD
PAR19	ARM-19	SJAE ROOM	262.9	mR/hr	N/A	900	GOOD
PAR20	ARM-20	FW HTRS AT 2C101	0.5	mR/hr	N/A	100	GOOD
PAR21	ARM-21	RECR MG SET AREA	3.6	mR/hr	N/A	15	GOOD
PAR24	ARM-24	TURBINE FRON END	0.8	mR/hr	N/A	5	GOOD
PAR22	ARM-22	GEN BAY AREA	0.8	mR/hr	N/A	5	GOOD
PAR23	ARM-23	TB HVAC EQUIP ROOM	4.3	mR/hr	N/A	5	GOOD

11/02/2000 11:15 PM

GROUP DISPLAY FOR E_RXBRAD
E-PLAN RX BLDG AREA RAD MONITORS

POINT ID		DESCRIPTION		CURRENT VALUE	UNITS	LOW ALARM COUNTS	HIGH/ALARM SENSOR	QUAL
PAR04	ARM-04	RB/RW SUMP AREA	A	1000.0	mR/hr	N/A	15.0	GOOD
PAR25	ARM-25	RHR A*C PMP RM	A	1000.0	mR/hr	N/A	50.0	GOOD
PAR01	ARM-01	RHR B*D PP ROOM	A	1000.0	mR/hr	N/A	50.0	GOOD
PAR02	ARM-02	RCIC PP*TURB RM	A	100.0	mR/hr	N/A	4.00	GOOD
PAR03	ARM-03	HPCI RM	A	100.0	mR/hr	N/A	4.00	GOOD
PAR36	ARM-36	RB RAILROAD ACC	A	100.0	mR/hr	N/A	4.00	GOOD
PAR16	ARM-16	REMOTE S/D RM ACC	A	100.0	mR/hr	N/A	2.50	GOOD
PAR06	ARM-06	CRD SOUTH	A	1000.0	mR/hr	N/A	15.0	GOOD
PAR09	ARM-09	CRD REPAIR ROOM	A	1000.0	mR/hr	N/A	25.0	GOOD
PAR05	ARM-05	CRD NORTH	A	1000.0	mR/hr	N/A	15.0	GOOD
PAR41	ARM-41	TIP CHAMBER SHLD		84.7	R/hr	N/A	300.0	GOOD
PAR26	ARM-26	TIP DRIVE MECH	A	1000.0	mR/hr	N/A	15.0	GOOD
PAR10	ARM-10	FUEL POOL PP AREA	A	1000.0	mR/hr	N/A	15.0	GOOD
PAR08	ARM-08	RWCU RECIR PP AREA	A	1000.0	mR/hr	N/A	5.00	GOOD
PAR13	ARM-13	NEW FUEL CRIT MON	A	1000.0	mR/hr	N/A	15.00	GOOD
PAR11	ARM-11	RX BLDG SAMPLE SET	A	100.0	mR/hr	N/A	15.00	GOOD
PAR12	ARM-12	RECIRC FAN RM	A	100.0	mR/hr	N/A	15.00	GOOD
PAR14	ARM-14	SPNT FUEL CRIT MON	A	1000.0	mR/hr	N/A	15.0	GOOD
PAR15	ARM-15	RFUEL FLR-SOUTH	A	100.0	mR/hr	N/A	4.0	GOOD
PAR42	ARM-42	RFUEL FLR-WEST	A	100.0	mR/hr	N/A	4.00	GOOD

11/02/2000 11:15 PM

GROUP DISPLAY FOR E_TRBRAD
TURB BLDG AREA RAD MON E-PLAN

POINT ID		DESCRIPTION	CURRENT VALUE	UNITS	LOW ALARM COUNTS	HIGH/ALARM SENSOR	QUAL
PAR17	ARM-17	COND PUMP AREA	1.2	mR/hr	N/A	50	GOOD
PAR07	ARM-07	OFFGAS BYP AREA	4.1	mR/hr	N/A	200	GOOD
PAR18	ARM-18	RFP AT RB ACCESS	0.9	mR/hr	N/A	15	GOOD
PAR40	ARM-40	S&A ACC TB 676	0.1	mR/hr	N/A	5	GOOD
PAR19	ARM-19	SJAE ROOM	260.9	mR/hr	N/A	900	GOOD
PAR20	ARM-20	FW HTRS AT 2C101	0.5	mR/hr	N/A	100	GOOD
PAR21	ARM-21	RECR MG SET AREA	3.6	mR/hr	N/A	15	GOOD
PAR24	ARM-24	TURBINE FRON END	0.8	mR/hr	N/A	5	GOOD
PAR22	ARM-22	GEN BAY AREA	0.8	mR/hr	N/A	5	GOOD
PAR23	ARM-23	TB HVAC EQUIP ROOM	4.3	mR/hr	N/A	5	GOOD

EMERGENCY PLAN MET/VENT DATA DISPLAY

(15 MINUTE AVERAGES)

VENT	NOBLE GAS (uCi/min)	I-131 (uCi/min)	PARTICULATES (uCi/min)
REACTOR 1	8.04E+02	1.59E+00	1.13E+00
TURBINE 1	1.15E+03	2.69E+00	2.41E+00
REACTOR 2	5.25E+02	1.06E+00	8.40E-01
TURBINE 2	9.14E+02	1.63E+00	9.27E-01
SGTS	1.70E+01	6.12E-02	4.54E-02
SITE TOTALS	3.41E+03	7.03E+00	5.35E+00

POINT ID	PRIMARY TOWER	UNITS	VALUE
VMA06	10 METER WIND SPEED	MPH	2.40
VMA03	10 METER WIND DIRECTION	DEG.FROM	214
VMA01	DELTA T	C/50M	1.25
VMA09	PRECIPITATION RATE	IN/HR	0.00

EMERGENCY PLAN MET/VENT DATA DISPLAY

(15 MINUTE AVERAGES)

VENT	NOBLE GAS (uCI/min)	I-131 (uCI/min)	PARTICULATES (uCI/min)
REACTOR 1	7.86E+02	1.57E+00	1.08E+00
TURBINE 1	1.19E+03	2.84E+00	2.59E+00
REACTOR 2	5.25E+02	1.06E+00	8.40E-01
TURBINE 2	9.14E+02	1.63E+00	9.27E-01
SGTS	1.70E+01	6.12E-02	4.54E-02
SITE TOTALS	3.43E+03	7.17E+00	5.48E+00

POINT ID	PRIMARY TOWER	UNITS	VALUE
VMA06	10 METER WIND SPEED	MPH	2.40
VMA03	10 METER WIND DIRECTION	DEG.FROM	214
VMA01	DELTA T	C/50M	1.25
VMA09	PRECIPITATION RATE	IN/HR	0.00

EMERGENCY PLAN MET/VENT DATA DISPLAY

(15 MINUTE AVERAGES)

VENT	NOBLE GAS (uCI/min)	I-131 (uCI/min)	PARTICULATES (uCI/min)
REACTOR 1	8.31E+02	1.56E+00	1.13E+00
TURBINE 1	1.19E+03	2.79E+00	2.55E+00
REACTOR 2	5.25E+02	1.06E+00	8.40E-01
TURBINE 2	9.14E+02	1.63E+00	9.27E-01
SGTS	1.70E+01	6.12E-02	4.54E-02
SITE TOTALS	3.48E+03	7.10E+00	5.49E+00

POINT ID	PRIMARY TOWER	UNITS	VALUE
VMA06	10 METER WIND SPEED	MPH	2.40
VMA03	10 METER WIND DIRECTION	DEG.FROM	214
VMA01	DELTA T	C/50M	1.25
VMA09	PRECIPITATION RATE	IN/HR	0.00

EMERGENCY PLAN MET/VENT DATA DISPLAY

(15 MINUTE AVERAGES)

VENT	NOBLE GAS (uCI/min)	I-131 (uCI/min)	PARTICULATES (uCI/min)
REACTOR 1	9.82E+02	1.52E+00	1.17E+00
TURBINE 1	1.25E+03	2.73E+00	2.55E+00
REACTOR 2	5.25E+02	1.06E+00	8.40E-01
TURBINE 2	9.14E+02	1.63E+00	9.27E-01
SGTS	1.70E+01	6.12E-02	4.54E-02
SITE TOTALS	3.69E+03	7.00E+00	5.53E+00

POINT ID	PRIMARY TOWER	UNITS	VALUE
VMA06	10 METER WIND SPEED	MPH	3.16
VMA03	10 METER WIND DIRECTION	DEG.FROM	217
VMA01	DELTA T	C/50M	1.20
VMA09	PRECIPITATION RATE	IN/HR	0.00

EMERGENCY PLAN MET/VENT DATA DISPLAY

(15 MINUTE AVERAGES)

VENT	NOBLE GAS (uCi/min)	I-131 (uCi/min)	PARTICULATES (uCi/min)
REACTOR 1	9.80E+02	1.55E+00	1.15E+00
TURBINE 1	1.11E+03	2.70E+00	2.49E+00
REACTOR 2	5.25E+02	1.06E+00	8.40E-01
TURBINE 2	9.14E+02	1.63E+00	9.27E-01
SGTS	1.70E+01	6.12E-02	4.54E-02
SITE TOTALS	3.55E+03	7.00E+00	5.45E+00

POINT ID	PRIMARY TOWER	UNITS	VALUE
VMA06	10 METER WIND SPEED	MPH	3.16
VMA03	10 METER WIND DIRECTION	DEG.FROM	217
VMA01	DELTA T	C/50M	1.20
VMA09	PRECIPITATION RATE	IN/HR	0.00

EMERGENCY PLAN MET/VENT DATA DISPLAY

(15 MINUTE AVERAGES)

VENT	NOBLE GAS (uCI/min)	I-131 (uCI/min)	PARTICULATES (uCI/min)
REACTOR 1	8.80E+02	1.56E+00	1.14E+00
TURBINE 1	1.15E+03	2.67E+00	2.49E+00
REACTOR 2	5.25E+02	1.06E+00	8.40E-01
TURBINE 2	9.14E+02	1.63E+00	9.27E-01
SGTS	1.70E+01	6.12E-02	4.54E-02
SITE TOTALS	3.48E+03	6.98E+00	5.44E+00

POINT ID	PRIMARY TOWER	UNITS	VALUE
VMA06	10 METER WIND SPEED	MPH	3.16
VMA03	10 METER WIND DIRECTION	DEG.FROM	217
VMA01	DELTA T	C/50M	1.20
VMA09	PRECIPITATION RATE	IN/HR	0.00

EMERGENCY PLAN MET/VENT DATA DISPLAY

(15 MINUTE AVERAGES)

VENT	NOBLE GAS (uCI/min)	I-131 (uCI/min)	PARTICULATES (uCI/min)
REACTOR 1	9.04E+02	1.55E+00	1.15E+00
TURBINE 1	1.21E+03	2.71E+00	2.46E+00
REACTOR 2	5.25E+02	1.06E+00	8.40E-01
TURBINE 2	9.14E+02	1.63E+00	9.27E-01
SGTS	1.70E+01	6.12E-02	4.54E-02
SITE TOTALS	3.57E+03	7.00E+00	5.42E+00

POINT ID	PRIMARY TOWER	UNITS	VALUE
VMA06	10 METER WIND SPEED	MPH	2.70
VMA03	10 METER WIND DIRECTION	DEG.FROM	217
VMA01	DELTA T	C/50M	1.14
VMA09	PRECIPITATION RATE	IN/HR	0.00

EMERGENCY PLAN MET/VENT DATA DISPLAY

(15 MINUTE AVERAGES)

VENT	NOBLE GAS (uCI/min)	I-131 (uCI/min)	PARTICULATES (uCI/min)
REACTOR 1	8.14E+02	1.59E+00	1.16E+00
TURBINE 1	1.31E+03	2.67E+00	2.48E+00
REACTOR 2	5.25E+02	1.06E+00	8.40E-01
TURBINE 2	9.14E+02	1.63E+00	9.27E-01
SGTS	1.70E+01	6.12E-02	4.54E-02
SITE TOTALS	3.58E+03	7.01E+00	5.45E+00

POINT ID	PRIMARY TOWER	UNITS	VALUE
VMA06	10 METER WIND SPEED	MPH	2.70
VMA03	10 METER WIND DIRECTION	DEG.FROM	217
VMA01	DELTA T	C/50M	1.14
VMA09	PRECIPITATION RATE	IN/HR	0.00

EMERGENCY PLAN MET/VENT DATA DISPLAY

(15 MINUTE AVERAGES)

VENT	NOBLE GAS (uCI/min)	I-131 (uCI/min)	PARTICULATES (uCI/min)
REACTOR 1	9.81E+02	1.51E+00	1.17E+00
TURBINE 1	1.24E+03	2.78E+00	2.58E+00
REACTOR 2	5.25E+02	1.06E+00	8.40E-01
TURBINE 2	9.14E+02	1.63E+00	9.27E-01
SGTS	1.70E+01	6.12E-02	4.54E-02
SITE TOTALS	3.68E+03	7.04E+00	5.56E+00

POINT ID	PRIMARY TOWER	UNITS	VALUE
VMA06	10 METER WIND SPEED	MPH	2.70
VMA03	10 METER WIND DIRECTION	DEG.FROM	217
VMA01	DELTA T	C/50M	1.14
VMA09	PRECIPITATION RATE	IN/HR	0.00

11/02/2000 04:00 PM

EMERGENCY PLAN MET/VENT DATA DISPLAY

(15 MINUTE AVERAGES)

VENT	NOBLE GAS (uCI/min)	I-131 (uCI/min)	PARTICULATES (uCI/min)
REACTOR 1	8.88E+02	1.54E+00	1.15E+00
TURBINE 1	1.21E+03	2.72E+00	2.44E+00
REACTOR 2	5.25E+02	1.06E+00	8.40E-01
TURBINE 2	9.14E+02	1.63E+00	9.27E-01
SGTS	1.70E+01	6.12E-02	4.54E-02
SITE TOTALS	3.56E+03	7.01E+00	5.40E+00

POINT ID	PRIMARY TOWER	UNITS	VALUE
VMA06	10 METER WIND SPEED	MPH	2.23
VMA03	10 METER WIND DIRECTION	DEG.FROM	222
VMA01	DELTA T	C/50M	1.09
VMA09	PRECIPITATION RATE	IN/HR	0.00

EMERGENCY PLAN MET/VENT DATA DISPLAY

(15 MINUTE AVERAGES)

VENT	NOBLE GAS (uCi/min)	I-131 (uCi/min)	PARTICULATES (uCi/min)
REACTOR 1	7.93E+02	1.58E+00	1.17E+00
TURBINE 1	1.25E+03	2.76E+00	2.47E+00
REACTOR 2	5.25E+02	1.06E+00	8.40E-01
TURBINE 2	9.14E+02	1.63E+00	9.27E-01
SGTS	1.70E+01	6.12E-02	4.54E-02
SITE TOTALS	3.50E+03	7.09E+00	5.45E+00

POINT ID	PRIMARY TOWER	UNITS	VALUE
VMA06	10 METER WIND SPEED	MPH	2.23
VMA03	10 METER WIND DIRECTION	DEG.FROM	222
VMA01	DELTA T	C/50M	1.09
VMA09	PRECIPITATION RATE	IN/HR	0.00

EMERGENCY PLAN MET/VENT DATA DISPLAY

(15 MINUTE AVERAGES)

VENT	NOBLE GAS (uCi/min)	I-131 (uCi/min)	PARTICULATES (uCi/min)
REACTOR 1	9.60E+02	1.54E+00	1.09E+00
TURBINE 1	1.16E+03	2.80E+00	2.48E+00
REACTOR 2	5.25E+02	1.06E+00	8.40E-01
TURBINE 2	9.14E+02	1.63E+00	9.27E-01
SGTS	1.70E+01	6.12E-02	4.54E-02
SITE TOTALS	3.58E+03	7.10E+00	5.38E+00

POINT ID	PRIMARY TOWER	UNITS	VALUE
VMA06	10 METER WIND SPEED	MPH	2.23
VMA03	10 METER WIND DIRECTION	DEG.FROM	222
VMA01	DELTA T	C/50M	1.09
VMA09	PRECIPITATION RATE	IN/HR	0.00

EMERGENCY PLAN MET/VENT DATA DISPLAY

(15 MINUTE AVERAGES)

VENT	NOBLE GAS (uCi/min)	I-131 (uCi/min)	PARTICULATES (uCi/min)
REACTOR 1	8.24E+02	1.61E+00	1.17E+00
TURBINE 1	1.16E+03	2.83E+00	2.60E+00
REACTOR 2	5.25E+02	1.06E+00	8.40E-01
TURBINE 2	9.14E+02	1.63E+00	9.27E-01
SGTS	1.70E+01	6.12E-02	4.54E-02
SITE TOTALS	3.44E+03	7.19E+00	5.58E+00

POINT ID	PRIMARY TOWER	UNITS	VALUE
VMA06	10 METER WIND SPEED	MPH	3.03
VMA03	10 METER WIND DIRECTION	DEG.FROM	216
VMA01	DELTA T	C/50M	1.06
VMA09	PRECIPITATION RATE	IN/HR	0.00

EMERGENCY PLAN MET/VENT DATA DISPLAY

(15 MINUTE AVERAGES)

VENT	NOBLE GAS (uCI/min)	I-131 (uCI/min)	PARTICULATES (uCI/min)
REACTOR 1	8.88E+02	1.57E+00	1.57E+00
TURBINE 1	1.16E+03	2.73E+00	2.60E+00
REACTOR 2	5.25E+02	1.06E+00	8.40E-01
TURBINE 2	9.14E+02	1.63E+00	9.27E-01
SGTS	1.70E+01	6.12E-02	4.54E-02
SITE TOTALS	3.50E+03	7.05E+00	5.98E+00

POINT ID	PRIMARY TOWER	UNITS	VALUE
VMA06	10 METER WIND SPEED	MPH	3.03
VMA03	10 METER WIND DIRECTION	DEG.FROM	216
VMA01	DELTA T	C/50M	1.06
VMA09	PRECIPITATION RATE	IN/HR	0.00

EMERGENCY PLAN MET/VENT DATA DISPLAY

(15 MINUTE AVERAGES)

VENT	NOBLE GAS (uCI/min)	I-131 (uCI/min)	PARTICULATES (uCI/min)
REACTOR 1	8.53E+02	1.58E+00	1.14E+00
TURBINE 1	1.19E+03	2.68E+00	2.52E+00
REACTOR 2	5.25E+02	1.06E+00	8.40E-01
TURBINE 2	9.14E+02	1.63E+00	9.27E-01
SGTS	1.70E+01	6.12E-02	4.54E-02
SITE TOTALS	3.50E+03	7.01E+00	5.47E+00

POINT ID	PRIMARY TOWER	UNITS	VALUE
VMA06	10 METER WIND SPEED	MPH	3.03
VMA03	10 METER WIND DIRECTION	DEG.FROM	216
VMA01	DELTA T	C/50M	1.06
VMA09	PRECIPITATION RATE	IN/HR	0.00

EMERGENCY PLAN MET/VENT DATA DISPLAY

(15 MINUTE AVERAGES)

VENT	NOBLE GAS (uCI/min)	I-131 (uCI/min)	PARTICULATES (uCI/min)
REACTOR 1	9.52E+02	1.53E+00	1.16E+00
TURBINE 1	1.14E+03	2.72E+00	2.58E+00
REACTOR 2	5.25E+02	1.06E+00	8.40E-01
TURBINE 2	9.14E+02	1.63E+00	9.27E-01
SGTS	1.70E+01	6.12E-02	4.54E-02
SITE TOTALS	3.55E+03	6.99E+00	5.55E+00

POINT ID	PRIMARY TOWER	UNITS	VALUE
VMA06	10 METER WIND SPEED	MPH	2.38
VMA03	10 METER WIND DIRECTION	DEG.FROM	222
VMA01	DELTA T	C/50M	1.02
VMA09	PRECIPITATION RATE	IN/HR	0.00

EMERGENCY PLAN MET/VENT DATA DISPLAY

(15 MINUTE AVERAGES)

VENT	NOBLE GAS (uCI/min)	I-131 (uCI/min)	PARTICULATES (uCI/min)
REACTOR 1	8.33E+02	1.56E+00	1.14E+00
TURBINE 1	1.16E+03	2.66E+00	2.44E+00
REACTOR 2	5.25E+02	1.06E+00	8.40E-01
TURBINE 2	9.14E+02	1.63E+00	9.27E-01
SGTS	1.70E+01	6.12E-02	4.54E-02
SITE TOTALS	3.45E+03	6.97E+00	5.40E+00

POINT ID	PRIMARY TOWER	UNITS	VALUE
VMA06	10 METER WIND SPEED	MPH	2.38
VMA03	10 METER WIND DIRECTION	DEG.FROM	222
VMA01	DELTA T	C/50M	1.02
VMA09	PRECIPITATION RATE	IN/HR	0.00

EMERGENCY PLAN MET/VENT DATA DISPLAY

(15 MINUTE AVERAGES)

VENT	NOBLE GAS (uCi/min)	I-131 (uCi/min)	PARTICULATES (uCi/min)
REACTOR 1	9.65E+02	1.52E+00	1.08E+00
TURBINE 1	1.21E+03	2.65E+00	2.47E+00
REACTOR 2	5.25E+02	1.06E+00	8.40E-01
TURBINE 2	9.14E+02	1.63E+00	9.27E-01
SGTS	1.70E+01	6.12E-02	4.54E-02
SITE TOTALS	3.63E+03	6.92E+00	5.36E+00

POINT ID	PRIMARY TOWER	UNITS	VALUE
VMA06	10 METER WIND SPEED	MPH	2.38
VMA03	10 METER WIND DIRECTION	DEG.FROM	222
VMA01	DELTA T	C/50M	1.02
VMA09	PRECIPITATION RATE	IN/HR	0.00

EMERGENCY PLAN MET/VENT DATA DISPLAY

(15 MINUTE AVERAGES)

VENT	NOBLE GAS (uCI/min)	I-131 (uCI/min)	PARTICULATES (uCI/min)
REACTOR 1	9.36E+02	1.55E+00	1.10E+00
TURBINE 1	1.13E+03	2.71E+00	2.57E+00
REACTOR 2	5.25E+02	1.06E+00	8.40E-01
TURBINE 2	9.14E+02	1.63E+00	9.27E-01
SGTS	1.70E+01	6.12E-02	4.54E-02
SITE TOTALS	3.52E+03	7.01E+00	5.48E+00

POINT ID	PRIMARY TOWER	UNITS	VALUE
VMA06	10 METER WIND SPEED	MPH	3.12
VMA03	10 METER WIND DIRECTION	DEG.FROM	217
VMA01	DELTA T	C/50M	0.96
VMA09	PRECIPITATION RATE	IN/HR	0.00

EMERGENCY PLAN MET/VENT DATA DISPLAY

(15 MINUTE AVERAGES)

VENT	NOBLE GAS (uCI/min)	I-131 (uCI/min)	PARTICULATES (uCI/min)
REACTOR 1	9.37E+02	1.56E+00	1.14E+00
TURBINE 1	1.18E+03	2.67E+00	2.54E+00
REACTOR 2	5.25E+02	1.06E+00	8.40E-01
TURBINE 2	9.14E+02	1.63E+00	9.27E-01
SGTS	1.70E+01	6.12E-02	4.54E-02
SITE TOTALS	3.58E+03	6.98E+00	5.49E+00

POINT ID	PRIMARY TOWER	UNITS	VALUE
VMA06	10 METER WIND SPEED	MPH	3.12
VMA03	10 METER WIND DIRECTION	DEG.FROM	217
VMA01	DELTA T	C/50M	0.96
VMA09	PRECIPITATION RATE	IN/HR	0.00

EMERGENCY PLAN MET/VENT DATA DISPLAY

(15 MINUTE AVERAGES)

VENT	NOBLE GAS (uCI/min)	I-131 (uCI/min)	PARTICULATES (uCI/min)
REACTOR 1	9.27E+02	1.59E+00	1.16E+00
TURBINE 1	1.13E+03	2.78E+00	2.46E+00
REACTOR 2	5.25E+02	1.06E+00	8.40E-01
TURBINE 2	9.14E+02	1.63E+00	9.27E-01
SGTS	1.70E+01	6.12E-02	4.54E-02
SITE TOTALS	3.52E+03	7.12E+00	5.43E+00

POINT ID	PRIMARY TOWER	UNITS	VALUE
VMA06	10 METER WIND SPEED	MPH	3.12
VMA03	10 METER WIND DIRECTION	DEG.FROM	217
VMA01	DELTA T	C/50M	0.96
VMA09	PRECIPITATION RATE	IN/HR	0.00

EMERGENCY PLAN MET/VENT DATA DISPLAY

(15 MINUTE AVERAGES)

VENT	NOBLE GAS (uCI/min)	I-131 (uCI/min)	PARTICULATES (uCI/min)
REACTOR 1	No Flow	No Flow	No Flow
TURBINE 1	1.12E+03	2.83E+00	2.55E+00
REACTOR 2	5.25E+02	1.06E+00	8.40E-01
TURBINE 2	9.14E+02	1.63E+00	9.27E-01
SGTS	8.10E+02	1.58E+00	1.10E+00
SITE TOTALS	3.37E+03	7.10E+00	5.41E+00

POINT ID	PRIMARY TOWER	UNITS	VALUE
VMA06	10 METER WIND SPEED	MPH	2.95
VMA03	10 METER WIND DIRECTION	DEG.FROM	219
VMA01	DELTA T	C/50M	0.93
VMA09	PRECIPITATION RATE	IN/HR	0.00

EMERGENCY PLAN MET/VENT DATA DISPLAY

(15 MINUTE AVERAGES)

VENT	NOBLE GAS (uCI/min)	I-131 (uCI/min)	PARTICULATES (uCI/min)
REACTOR 1	No Flow	No Flow	No Flow
TURBINE 1	3.57E+03	8.62E+00	2.60E+00
REACTOR 2	5.25E+02	1.06E+00	8.40E-01
TURBINE 2	9.14E+02	1.63E+00	9.27E-01
SGTS	6.99E+02	1.51E+00	1.08E+00
SITE TOTALS	5.71E+03	1.28E+01	5.44E+00

POINT ID	PRIMARY TOWER	UNITS	VALUE
VMA06	10 METER WIND SPEED	MPH	2.95
VMA03	10 METER WIND DIRECTION	DEG.FROM	219
VMA01	DELTA T	C/50M	0.93
VMA09	PRECIPITATION RATE	IN/HR	0.00

EMERGENCY PLAN MET/VENT DATA DISPLAY

(15 MINUTE AVERAGES)

VENT	NOBLE GAS (uCi/min)	I-131 (uCi/min)	PARTICULATES (uCi/min)
REACTOR 1	No Flow	No Flow	No Flow
TURBINE 1	5.14E+03	1.44E+01	2.43E+00
REACTOR 2	5.25E+02	1.06E+00	8.40E-01
TURBINE 2	9.14E+02	1.63E+00	9.27E-01
SGTS	8.27E+02	1.60E+00	1.11E+00
SITE TOTALS	7.40E+03	1.87E+01	5.31E+00

POINT ID	PRIMARY TOWER	UNITS	VALUE
VMA06	10 METER WIND SPEED	MPH	2.95
VMA03	10 METER WIND DIRECTION	DEG.FROM	219
VMA01	DELTA T	C/50M	0.93
VMA09	PRECIPITATION RATE	IN/HR	0.00

EMERGENCY PLAN MET/VENT DATA DISPLAY

(15 MINUTE AVERAGES)

VENT	NOBLE GAS (uCi/min)	I-131 (uCi/min)	PARTICULATES (uCi/min)
REACTOR 1	No Flow	No Flow	No Flow
TURBINE 1	6.38E+03	2.02E+01	2.60E+00
REACTOR 2	5.25E+02	1.06E+00	8.40E-01
TURBINE 2	9.14E+02	1.82E+00	9.27E-01
SGTS	7.83E+02	1.56E+00	1.11E+00
SITE TOTALS	8.60E+03	2.46E+01	5.47E+00

POINT ID	PRIMARY TOWER	UNITS	VALUE
VMA06	10 METER WIND SPEED	MPH	2.59
VMA03	10 METER WIND DIRECTION	DEG.FROM	218
VMA01	DELTA T	C/50M	0.90
VMA09	PRECIPITATION RATE	IN/HR	0.00

EMERGENCY PLAN MET/VENT DATA DISPLAY

(15 MINUTE AVERAGES)

VENT	NOBLE GAS (uCi/min)	I-131 (uCi/min)	PARTICULATES (uCi/min)
REACTOR 1	No Flow	No Flow	No Flow
TURBINE 1	7.35E+03	2.60E+01	2.54E+00
REACTOR 2	5.25E+02	1.06E+00	8.40E-01
TURBINE 2	9.14E+02	2.34E+00	9.27E-01
SGTS	7.94E+02	1.55E+00	1.14E+00
SITE TOTALS	9.58E+03	3.10E+01	5.44E+00

POINT ID	PRIMARY TOWER	UNITS	VALUE
VMA06	10 METER WIND SPEED	MPH	2.59
VMA03	10 METER WIND DIRECTION	DEG.FROM	218
VMA01	DELTA T	C/50M	0.90
VMA09	PRECIPITATION RATE	IN/HR	0.00

EMERGENCY PLAN MET/VENT DATA DISPLAY

(15 MINUTE AVERAGES)

VENT	NOBLE GAS (uCi/min)	I-131 (uCi/min)	PARTICULATES (uCi/min)
REACTOR 1	No Flow	No Flow	No Flow
TURBINE 1	8.22E+03	3.18E+01	2.47E+00
REACTOR 2	5.25E+02	1.06E+00	8.40E-01
TURBINE 2	9.14E+02	2.86E+00	9.27E-01
SGTS	6.76E+02	1.55E+00	1.09E+00
SITE TOTALS	1.03E+04	3.72E+01	5.34E+00

POINT ID	PRIMARY TOWER	UNITS	VALUE
VMA06	10 METER WIND SPEED	MPH	2.59
VMA03	10 METER WIND DIRECTION	DEG.FROM	218
VMA01	DELTA T	C/50M	0.90
VMA09	PRECIPITATION RATE	IN/HR	0.00

EMERGENCY PLAN MET/VENT DATA DISPLAY

(15 MINUTE AVERAGES)

VENT	NOBLE GAS (uCi/min)	I-131 (uCi/min)	PARTICULATES (uCi/min)
REACTOR 1	No Flow	No Flow	No Flow
TURBINE 1	9.06E+03	3.76E+01	2.48E+00
REACTOR 2	5.25E+02	1.06E+00	8.40E-01
TURBINE 2	9.14E+02	3.38E+00	9.27E-01
SGTS	7.91E+02	1.54E+00	1.12E+00
SITE TOTALS	1.13E+04	4.35E+01	5.37E+00

POINT ID	PRIMARY TOWER	UNITS	VALUE
VMA06	10 METER WIND SPEED	MPH	2.93
VMA03	10 METER WIND DIRECTION	DEG.FROM	217
VMA01	DELTA T	C/50M	0.84
VMA09	PRECIPITATION RATE	IN/HR	0.00

EMERGENCY PLAN MET/VENT DATA DISPLAY

(15 MINUTE AVERAGES)

VENT	NOBLE GAS (uCi/min)	I-131 (uCi/min)	PARTICULATES (uCi/min)
REACTOR 1	No Flow	No Flow	No Flow
TURBINE 1	9.69E+03	4.34E+01	2.61E+00
REACTOR 2	5.25E+02	1.06E+00	8.40E-01
TURBINE 2	9.14E+02	3.90E+00	9.27E-01
SGTS	7.37E+02	1.59E+00	1.10E+00
SITE TOTALS	1.19E+04	4.99E+01	5.47E+00

POINT ID	PRIMARY TOWER	UNITS	VALUE
VMA06	10 METER WIND SPEED	MPH	2.93
VMA03	10 METER WIND DIRECTION	DEG.FROM	217
VMA01	DELTA T	C/50M	0.84
VMA09	PRECIPITATION RATE	IN/HR	0.00

EMERGENCY PLAN MET/VENT DATA DISPLAY

(15 MINUTE AVERAGES)

VENT	NOBLE GAS (uCi/min)	I-131 (uCi/min)	PARTICULATES (uCi/min)
REACTOR 1	No Flow	No Flow	No Flow
TURBINE 1	1.04E+04	4.93E+01	2.57E+00
REACTOR 2	5.25E+02	1.06E+00	8.40E-01
TURBINE 2	9.32E+02	4.43E+00	9.27E-01
SGTS	8.40E+02	1.55E+00	1.17E+00
SITE TOTALS	1.27E+04	5.63E+01	5.51E+00

POINT ID	PRIMARY TOWER	UNITS	VALUE
VMA06	10 METER WIND SPEED	MPH	2.93
VMA03	10 METER WIND DIRECTION	DEG.FROM	217
VMA01	DELTA T	C/50M	0.84
VMA09	PRECIPITATION RATE	IN/HR	0.00

EMERGENCY PLAN MET/VENT DATA DISPLAY

(15 MINUTE AVERAGES)

VENT	NOBLE GAS (uCi/min)	I-131 (uCi/min)	PARTICULATES (uCi/min)
REACTOR 1	No Flow	No Flow	No Flow
TURBINE 1	1.10E+04	5.49E+01	2.64E+00
REACTOR 2	5.25E+02	1.06E+00	8.40E-01
TURBINE 2	9.91E+02	4.94E+00	9.27E-01
SGTS	6.58E+02	1.58E+00	1.14E+00
SITE TOTALS	1.32E+04	6.25E+01	5.54E+00

POINT ID	PRIMARY TOWER	UNITS	VALUE
VMA06	10 METER WIND SPEED	MPH	2.56
VMA03	10 METER WIND DIRECTION	DEG.FROM	219
VMA01	DELTA T	C/50M	0.78
VMA09	PRECIPITATION RATE	IN/HR	0.00

EMERGENCY PLAN MET/VENT DATA DISPLAY

(15 MINUTE AVERAGES)

VENT	NOBLE GAS (uCi/min)	I-131 (uCi/min)	PARTICULATES (uCi/min)
REACTOR 1	No Flow	No Flow	No Flow
TURBINE 1	7.89E+04	3.39E+02	2.96E+00
REACTOR 2	5.25E+02	1.06E+00	8.40E-01
TURBINE 2	7.10E+03	3.05E+01	9.27E-01
SGTS	7.03E+02	1.55E+00	1.07E+00
SITE TOTALS	8.72E+04	3.72E+02	5.80E+00

POINT ID	PRIMARY TOWER	UNITS	VALUE
VMA06	10 METER WIND SPEED	MPH	2.56
VMA03	10 METER WIND DIRECTION	DEG.FROM	219
VMA01	DELTA T	C/50M	0.78
VMA09	PRECIPITATION RATE	IN/HR	0.00

EMERGENCY PLAN MET/VENT DATA DISPLAY

(15 MINUTE AVERAGES)

VENT	NOBLE GAS (uCI/min)	I-131 (uCI/min)	PARTICULATES (uCI/min)
REACTOR 1	No Flow	No Flow	No Flow
TURBINE 1	2.03E+05	8.86E+02	3.34E+00
REACTOR 2	5.25E+02	1.06E+00	8.40E-01
TURBINE 2	1.82E+04	7.98E+01	9.27E-01
SGTS	7.30E+02	1.53E+00	1.13E+00
SITE TOTALS	2.22E+05	9.69E+02	6.24E+00

POINT ID	PRIMARY TOWER	UNITS	VALUE
VMA06	10 METER WIND SPEED	MPH	2.56
VMA03	10 METER WIND DIRECTION	DEG.FROM	219
VMA01	DELTA T	C/50M	0.78
VMA09	PRECIPITATION RATE	IN/HR	0.00

EMERGENCY PLAN MET/VENT DATA DISPLAY

(15 MINUTE AVERAGES)

VENT	NOBLE GAS (uCI/min)	I-131 (uCI/min)	PARTICULATES (uCI/min)
REACTOR 1	No Flow	No Flow	No Flow
TURBINE 1	3.40E+05	1.54E+03	4.19E+00
REACTOR 2	5.25E+02	1.06E+00	8.40E-01
TURBINE 2	3.06E+04	1.39E+02	9.27E-01
SGTS	7.00E+02	1.61E+00	1.12E+00
SITE TOTALS	3.72E+05	1.68E+03	7.08E+00

POINT ID	PRIMARY TOWER	UNITS	VALUE
VMA06	10 METER WIND SPEED	MPH	2.23
VMA03	10 METER WIND DIRECTION	DEG.FROM	215
VMA01	DELTA T	C/50M	0.75
VMA09	PRECIPITATION RATE	IN/HR	0.00

EMERGENCY PLAN MET/VENT DATA DISPLAY

(15 MINUTE AVERAGES)

VENT	NOBLE GAS (uCI/min)	I-131 (uCI/min)	PARTICULATES (uCI/min)
REACTOR 1	No Flow	No Flow	No Flow
TURBINE 1	4.56E+05	2.16E+03	4.74E+00
REACTOR 2	5.25E+02	1.06E+00	8.40E-01
TURBINE 2	4.11E+04	1.95E+02	9.27E-01
SGTS	7.53E+02	1.55E+00	1.16E+00
SITE TOTALS	4.99E+05	2.36E+03	7.66E+00

POINT ID	PRIMARY TOWER	UNITS	VALUE
VMA06	10 METER WIND SPEED	MPH	2.23
VMA03	10 METER WIND DIRECTION	DEG.FROM	215
VMA01	DELTA T	C/50M	0.75
VMA09	PRECIPITATION RATE	IN/HR	0.00

EMERGENCY PLAN MET/VENT DATA DISPLAY

(15 MINUTE AVERAGES)

VENT	NOBLE GAS (uCI/min)	I-131 (uCI/min)	PARTICULATES (uCI/min)
REACTOR 1	No Flow	No Flow	No Flow
TURBINE 1	5.55E+05	2.75E+03	5.47E+00
REACTOR 2	5.25E+02	1.06E+00	8.40E-01
TURBINE 2	5.00E+04	2.47E+02	9.27E-01
SGTS	8.10E+02	1.57E+00	1.16E+00
SITE TOTALS	6.06E+05	3.00E+03	8.40E+00

POINT ID	PRIMARY TOWER	UNITS	VALUE
VMA06	10 METER WIND SPEED	MPH	2.23
VMA03	10 METER WIND DIRECTION	DEG.FROM	215
VMA01	DELTA T	C/50M	0.75
VMA09	PRECIPITATION RATE	IN/HR	0.00

EMERGENCY PLAN MET/VENT DATA DISPLAY

(15 MINUTE AVERAGES)

VENT	NOBLE GAS (uCi/min)	I-131 (uCi/min)	PARTICULATES (uCi/min)
REACTOR 1	No Flow	No Flow	No Flow
TURBINE 1	6.38E+05	3.30E+03	6.16E+00
REACTOR 2	5.25E+02	1.06E+00	8.40E-01
TURBINE 2	5.74E+04	2.97E+02	9.27E-01
SGTS	7.06E+02	1.52E+00	1.07E+00
SITE TOTALS	6.97E+05	3.60E+03	9.00E+00

POINT ID	PRIMARY TOWER	UNITS	VALUE
VMA06	10 METER WIND SPEED	MPH	3.13
VMA03	10 METER WIND DIRECTION	DEG.FROM	214
VMA01	DELTA T	C/50M	0.71
VMA09	PRECIPITATION RATE	IN/HR	0.00

EMERGENCY PLAN MET/VENT DATA DISPLAY

(15 MINUTE AVERAGES)

VENT	NOBLE GAS (uCi/min)	I-131 (uCi/min)	PARTICULATES (uCi/min)
REACTOR 1	No Flow	No Flow	No Flow
TURBINE 1	7.07E+05	3.82E+03	6.72E+00
REACTOR 2	5.25E+02	1.06E+00	8.40E-01
TURBINE 2	6.36E+04	3.44E+02	9.27E-01
SGTS	7.66E+02	1.60E+00	1.16E+00
SITE TOTALS	7.72E+05	4.17E+03	9.64E+00

POINT ID	PRIMARY TOWER	UNITS	VALUE
VMA06	10 METER WIND SPEED	MPH	3.13
VMA03	10 METER WIND DIRECTION	DEG.FROM	214
VMA01	DELTA T	C/50M	0.71
VMA09	PRECIPITATION RATE	IN/HR	0.00

EMERGENCY PLAN MET/VENT DATA DISPLAY

(15 MINUTE AVERAGES)

VENT	NOBLE GAS (uCi/min)	I-131 (uCi/min)	PARTICULATES (uCi/min)
REACTOR 1	No Flow	No Flow	No Flow
TURBINE 1	7.67E+05	4.33E+03	7.35E+00
REACTOR 2	5.25E+02	1.06E+00	8.40E-01
TURBINE 2	6.90E+04	3.89E+02	9.27E-01
SGTS	8.09E+02	1.53E+00	1.07E+00
SITE TOTALS	8.37E+05	4.72E+03	1.02E+01

POINT ID	PRIMARY TOWER	UNITS	VALUE
VMA06	10 METER WIND SPEED	MPH	3.13
VMA03	10 METER WIND DIRECTION	DEG.FROM	214
VMA01	DELTA T	C/50M	0.71
VMA09	PRECIPITATION RATE	IN/HR	0.00

EMERGENCY PLAN MET/VENT DATA DISPLAY

(15 MINUTE AVERAGES)

VENT	NOBLE GAS (uCI/min)	I-131 (uCI/min)	PARTICULATES (uCI/min)
REACTOR 1	No Flow	No Flow	No Flow
TURBINE 1	8.19E+05	4.81E+03	8.10E+00
REACTOR 2	5.25E+02	1.06E+00	8.40E-01
TURBINE 2	7.37E+04	4.33E+02	9.27E-01
SGTS	7.26E+02	1.58E+00	1.15E+00
SITE TOTALS	8.93E+05	5.25E+03	1.10E+01

POINT ID	PRIMARY TOWER	UNITS	VALUE
VMA06	10 METER WIND SPEED	MPH	3.05
VMA03	10 METER WIND DIRECTION	DEG.FROM	218
VMA01	DELTA T	C/50M	0.68
VMA09	PRECIPITATION RATE	IN/HR	0.00

EMERGENCY PLAN MET/VENT DATA DISPLAY

(15 MINUTE AVERAGES)

VENT	NOBLE GAS (uCI/min)	I-131 (uCI/min)	PARTICULATES (uCI/min)
REACTOR 1	No Flow	No Flow	No Flow
TURBINE 1	9.32E+05	6.19E+03	1.00E+01
REACTOR 2	5.25E+02	1.06E+00	8.40E-01
TURBINE 2	8.39E+04	5.57E+02	9.04E-01
SGTS	7.64E+04	5.50E+00	1.15E+00
SITE TOTALS	1.09E+06	6.75E+03	1.29E+01

POINT ID	PRIMARY TOWER	UNITS	VALUE
VMA06	10 METER WIND SPEED	MPH	2.79
VMA03	10 METER WIND DIRECTION	DEG.FROM	220
VMA01	DELTA T	C/50M	0.66
VMA09	PRECIPITATION RATE	IN/HR	0.00

EMERGENCY PLAN MET/VENT DATA DISPLAY

(15 MINUTE AVERAGES)

VENT	NOBLE GAS (uCi/min)	I-131 (uCi/min)	PARTICULATES (uCi/min)
REACTOR 1	No Flow	No Flow	No Flow
TURBINE 1	9.58E+05	6.62E+03	1.07E+01
REACTOR 2	5.25E+02	1.06E+00	8.40E-01
TURBINE 2	8.62E+04	5.95E+02	9.63E-01
SGTS	1.36E+05	9.31E+00	1.17E+00
SITE TOTALS	1.18E+06	7.22E+03	1.37E+01

POINT ID	PRIMARY TOWER	UNITS	VALUE
VMA06	10 METER WIND SPEED	MPH	2.79
VMA03	10 METER WIND DIRECTION	DEG.FROM	220
VMA01	DELTA T	C/50M	0.66
VMA09	PRECIPITATION RATE	IN/HR	0.00

EMERGENCY PLAN MET/VENT DATA DISPLAY

(15 MINUTE AVERAGES)

VENT	NOBLE GAS (uCI/min)	I-131 (uCI/min)	PARTICULATES (uCI/min)
REACTOR 1	No Flow	No Flow	No Flow
TURBINE 1	9.79E+05	7.03E+03	1.13E+01
REACTOR 2	5.25E+02	1.06E+00	8.40E-01
TURBINE 2	8.81E+04	6.33E+02	1.01E+00
SGTS	2.03E+05	1.41E+01	1.20E+00
SITE TOTALS	1.27E+06	7.68E+03	1.43E+01

POINT ID	PRIMARY TOWER	UNITS	VALUE
VMA06	10 METER WIND SPEED	MPH	2.79
VMA03	10 METER WIND DIRECTION	DEG.FROM	220
VMA01	DELTA T	C/50M	0.66
VMA09	PRECIPITATION RATE	IN/HR	0.00

EMERGENCY PLAN MET/VENT DATA DISPLAY

(15 MINUTE AVERAGES)

VENT	NOBLE GAS (uCI/min)	I-131 (uCI/min)	PARTICULATES (uCI/min)
REACTOR 1	No Flow	No Flow	No Flow
TURBINE 1	9.95E+05	7.43E+03	1.18E+01
REACTOR 2	5.25E+02	1.06E+00	8.40E-01
TURBINE 2	8.96E+04	6.69E+02	1.07E+00
SGTS	2.74E+05	1.98E+01	1.27E+00
SITE TOTALS	1.36E+06	8.12E+03	1.50E+01

POINT ID	PRIMARY TOWER	UNITS	VALUE
VMA06	10 METER WIND SPEED	MPH	2.94
VMA03	10 METER WIND DIRECTION	DEG.FROM	216
VMA01	DELTA T	C/50M	0.62
VMA09	PRECIPITATION RATE	IN/HR	0.00

EMERGENCY PLAN MET/VENT DATA DISPLAY

(15 MINUTE AVERAGES)

VENT	NOBLE GAS (uCI/min)	I-131 (uCI/min)	PARTICULATES (uCI/min)
REACTOR 1	No Flow	No Flow	No Flow
TURBINE 1	1.01E+06	7.82E+03	1.25E+01
REACTOR 2	5.25E+02	1.06E+00	8.40E-01
TURBINE 2	9.07E+04	7.04E+02	1.12E+00
SGTS	3.48E+05	2.64E+01	1.30E+00
SITE TOTALS	1.45E+06	8.55E+03	1.57E+01

POINT ID	PRIMARY TOWER	UNITS	VALUE
VMA06	10 METER WIND SPEED	MPH	2.94
VMA03	10 METER WIND DIRECTION	DEG.FROM	216
VMA01	DELTA T	C/50M	0.62
VMA09	PRECIPITATION RATE	IN/HR	0.00

EMERGENCY PLAN MET/VENT DATA DISPLAY

(15 MINUTE AVERAGES)

VENT	NOBLE GAS (uCi/min)	I-131 (uCi/min)	PARTICULATES (uCi/min)
REACTOR 1	No Flow	No Flow	No Flow
TURBINE 1	1.02E+06	8.20E+03	1.31E+01
REACTOR 2	5.25E+02	1.06E+00	8.40E-01
TURBINE 2	9.15E+04	7.38E+02	1.18E+00
SGTS	4.21E+05	3.37E+01	1.29E+00
SITE TOTALS	1.53E+06	8.97E+03	1.65E+01

POINT ID	PRIMARY TOWER	UNITS	VALUE
VMA06	10 METER WIND SPEED	MPH	2.94
VMA03	10 METER WIND DIRECTION	DEG.FROM	216
VMA01	DELTA T	C/50M	0.62
VMA09	PRECIPITATION RATE	IN/HR	0.00

EMERGENCY PLAN MET/VENT DATA DISPLAY

(15 MINUTE AVERAGES)

VENT	NOBLE GAS (uCI/min)	I-131 (uCI/min)	PARTICULATES (uCI/min)
REACTOR 1	No Flow	No Flow	No Flow
TURBINE 1	1.02E+06	8.56E+03	1.37E+01
REACTOR 2	5.25E+02	1.06E+00	8.40E-01
TURBINE 2	9.20E+04	7.71E+02	1.23E+00
SGTS	4.94E+05	4.18E+01	1.41E+00
SITE TOTALS	1.61E+06	9.38E+03	1.72E+01

POINT ID	PRIMARY TOWER	UNITS	VALUE
VMA06	10 METER WIND SPEED	MPH	2.82
VMA03	10 METER WIND DIRECTION	DEG.FROM	221
VMA01	DELTA T	C/50M	0.57
VMA09	PRECIPITATION RATE	IN/HR	0.00

EMERGENCY PLAN MET/VENT DATA DISPLAY

(15 MINUTE AVERAGES)

VENT	NOBLE GAS (uCi/min)	I-131 (uCi/min)	PARTICULATES (uCi/min)
REACTOR 1	No Flow	No Flow	No Flow
TURBINE 1	1.02E+06	8.91E+03	1.44E+01
REACTOR 2	5.25E+02	1.06E+00	8.40E-01
TURBINE 2	9.22E+04	8.02E+02	1.30E+00
SGTS	5.65E+05	5.05E+01	1.39E+00
SITE TOTALS	1.68E+06	9.77E+03	1.79E+01

POINT ID	PRIMARY TOWER	UNITS	VALUE
VMA06	10 METER WIND SPEED	MPH	2.82
VMA03	10 METER WIND DIRECTION	DEG.FROM	221
VMA01	DELTA T	C/50M	0.57
VMA09	PRECIPITATION RATE	IN/HR	0.00

EMERGENCY PLAN MET/VENT DATA DISPLAY

(15 MINUTE AVERAGES)

VENT	NOBLE GAS (uCi/min)	I-131 (uCi/min)	PARTICULATES (uCi/min)
REACTOR 1	No Flow	No Flow	No Flow
TURBINE 1	1.02E+06	9.26E+03	1.50E+01
REACTOR 2	5.25E+02	1.06E+00	8.40E-01
TURBINE 2	9.22E+04	8.33E+02	1.35E+00
SGTS	6.35E+05	5.97E+01	1.46E+00
SITE TOTALS	1.75E+06	1.01E+04	1.87E+01

POINT ID	PRIMARY TOWER	UNITS	VALUE
VMA06	10 METER WIND SPEED	MPH	2.82
VMA03	10 METER WIND DIRECTION	DEG.FROM	221
VMA01	DELTA T	C/50M	0.57
VMA09	PRECIPITATION RATE	IN/HR	0.00

EMERGENCY PLAN MET/VENT DATA DISPLAY

(15 MINUTE AVERAGES)

VENT	NOBLE GAS (uCI/min)	I-131 (uCI/min)	PARTICULATES (uCI/min)
REACTOR 1	No Flow	No Flow	No Flow
TURBINE 1	1.02E+06	9.59E+03	1.56E+01
REACTOR 2	5.25E+02	1.06E+00	8.40E-01
TURBINE 2	9.20E+04	8.63E+02	1.40E+00
SGTS	7.01E+05	6.95E+01	1.60E+00
SITE TOTALS	1.82E+06	1.05E+04	1.94E+01

POINT ID	PRIMARY TOWER	UNITS	VALUE
VMA06	10 METER WIND SPEED	MPH	2.53
VMA03	10 METER WIND DIRECTION	DEG.FROM	223
VMA01	DELTA T	C/50M	0.54
VMA09	PRECIPITATION RATE	IN/HR	0.00

EMERGENCY PLAN MET/VENT DATA DISPLAY

(15 MINUTE AVERAGES)

VENT	NOBLE GAS (uCI/min)	I-131 (uCI/min)	PARTICULATES (uCI/min)
REACTOR 1	No Flow	No Flow	No Flow
TURBINE 1	1.02E+06	9.90E+03	1.62E+01
REACTOR 2	5.25E+02	1.06E+00	8.40E-01
TURBINE 2	9.16E+04	8.91E+02	1.46E+00
SGTS	7.66E+05	7.98E+01	1.66E+00
SITE TOTALS	1.88E+06	1.09E+04	2.01E+01

POINT ID	PRIMARY TOWER	UNITS	VALUE
VMA06	10 METER WIND SPEED	MPH	2.53
VMA03	10 METER WIND DIRECTION	DEG.FROM	223
VMA01	DELTA T	C/50M	0.54
VMA09	PRECIPITATION RATE	IN/HR	0.00

EMERGENCY PLAN MET/VENT DATA DISPLAY

(15 MINUTE AVERAGES)

VENT	NOBLE GAS (uCi/min)	I-131 (uCi/min)	PARTICULATES (uCi/min)
REACTOR 1	No Flow	No Flow	No Flow
TURBINE 1	1.01E+06	1.02E+04	1.68E+01
REACTOR 2	5.25E+02	1.06E+00	8.40E-01
TURBINE 2	9.10E+04	9.19E+02	1.52E+00
SGTS	8.27E+05	9.03E+01	1.72E+00
SITE TOTALS	1.93E+06	1.12E+04	2.09E+01

POINT ID	PRIMARY TOWER	UNITS	VALUE
VMA06	10 METER WIND SPEED	MPH	2.53
VMA03	10 METER WIND DIRECTION	DEG.FROM	223
VMA01	DELTA T	C/50M	0.54
VMA09	PRECIPITATION RATE	IN/HR	0.00

EMERGENCY PLAN MET/VENT DATA DISPLAY

(15 MINUTE AVERAGES)

VENT	NOBLE GAS (uCI/min)	I-131 (uCI/min)	PARTICULATES (uCI/min)
REACTOR 1	No Flow	No Flow	No Flow
TURBINE 1	1.00E+06	1.05E+04	1.74E+01
REACTOR 2	5.25E+02	1.06E+00	8.40E-01
TURBINE 2	9.02E+04	9.46E+02	1.56E+00
SGTS	8.86E+05	1.01E+02	1.88E+00
SITE TOTALS	1.98E+06	1.16E+04	2.17E+01

POINT ID	PRIMARY TOWER	UNITS	VALUE
VMA06	10 METER WIND SPEED	MPH	2.46
VMA03	10 METER WIND DIRECTION	DEG.FROM	214
VMA01	DELTA T	C/50M	0.50
VMA09	PRECIPITATION RATE	IN/HR	0.00

EMERGENCY PLAN MET/VENT DATA DISPLAY

(15 MINUTE AVERAGES)

VENT	NOBLE GAS (uCI/min)	I-131 (uCI/min)	PARTICULATES (uCI/min)
REACTOR 1	No Flow	No Flow	No Flow
TURBINE 1	9.93E+05	1.08E+04	1.80E+01
REACTOR 2	5.25E+02	1.06E+00	8.40E-01
TURBINE 2	8.94E+04	9.72E+02	1.62E+00
SGTS	9.43E+05	1.13E+02	1.94E+00
SITE TOTALS	2.03E+06	1.19E+04	2.24E+01

POINT ID	PRIMARY TOWER	UNITS	VALUE
VMA06	10 METER WIND SPEED	MPH	2.46
VMA03	10 METER WIND DIRECTION	DEG.FROM	214
VMA01	DELTA T	C/50M	0.50
VMA09	PRECIPITATION RATE	IN/HR	0.00

EMERGENCY PLAN MET/VENT DATA DISPLAY

(15 MINUTE AVERAGES)

VENT	NOBLE GAS (uCI/min)	I-131 (uCI/min)	PARTICULATES (uCI/min)
REACTOR 1	No Flow	No Flow	No Flow
TURBINE 1	9.82E+05	1.11E+04	1.85E+01
REACTOR 2	5.25E+02	1.06E+00	8.40E-01
TURBINE 2	8.84E+04	9.97E+02	1.66E+00
SGTS	9.97E+05	1.24E+02	2.04E+00
SITE TOTALS	2.07E+06	1.22E+04	2.30E+01

POINT ID	PRIMARY TOWER	UNITS	VALUE
VMA06	10 METER WIND SPEED	MPH	2.46
VMA03	10 METER WIND DIRECTION	DEG.FROM	214
VMA01	DELTA T	C/50M	0.50
VMA09	PRECIPITATION RATE	IN/HR	0.00

EMERGENCY PLAN MET/VENT DATA DISPLAY

(15 MINUTE AVERAGES)

VENT	NOBLE GAS (uCi/min)	I-131 (uCi/min)	PARTICULATES (uCi/min)
REACTOR 1	No Flow	No Flow	No Flow
TURBINE 1	9.70E+05	1.13E+04	1.92E+01
REACTOR 2	5.25E+02	1.06E+00	8.40E-01
TURBINE 2	8.73E+04	1.02E+03	1.72E+00
SGTS	5.67E+06	3.86E+02	4.13E+00
SITE TOTALS	6.73E+06	1.28E+04	2.59E+01

POINT ID	PRIMARY TOWER	UNITS	VALUE
VMA06	10 METER WIND SPEED	MPH	2.50
VMA03	10 METER WIND DIRECTION	DEG.FROM	219
VMA01	DELTA T	C/50M	0.46
VMA09	PRECIPITATION RATE	IN/HR	0.00

11/02/2000 08:05 PM

EMERGENCY PLAN MET/VENT DATA DISPLAY

(15 MINUTE AVERAGES)

VENT	NOBLE GAS (uCI/min)	I-131 (uCI/min)	PARTICULATES (uCI/min)
REACTOR 1	No Flow	No Flow	No Flow
TURBINE 1	9.56E+05	1.16E+04	1.97E+01
REACTOR 2	5.25E+02	1.06E+00	8.40E-01
TURBINE 2	8.61E+04	1.04E+03	1.77E+00
SGTS	1.35E+07	8.80E+02	8.22E+00
SITE TOTALS	1.45E+07	1.35E+04	3.05E+01

POINT ID	PRIMARY TOWER	UNITS	VALUE
VMA06	10 METER WIND SPEED	MPH	2.50
VMA03	10 METER WIND DIRECTION	DEG.FROM	219
VMA01	DELTA T	C/50M	0.46
VMA09	PRECIPITATION RATE	IN/HR	0.00

EMERGENCY PLAN MET/VENT DATA DISPLAY

(15 MINUTE AVERAGES)

VENT	NOBLE GAS (uCI/min)	I-131 (uCI/min)	PARTICULATES (uCI/min)
REACTOR 1	No Flow	No Flow	No Flow
TURBINE 1	9.42E+05	1.19E+04	2.03E+01
REACTOR 2	5.25E+02	1.06E+00	8.40E-01
TURBINE 2	8.48E+04	1.07E+03	1.82E+00
SGTS	2.33E+07	1.59E+03	1.42E+01
SITE TOTALS	2.43E+07	1.45E+04	3.71E+01

POINT ID	PRIMARY TOWER	UNITS	VALUE
VMA06	10 METER WIND SPEED	MPH	2.50
VMA03	10 METER WIND DIRECTION	DEG.FROM	219
VMA01	DELTA T	C/50M	0.46
VMA09	PRECIPITATION RATE	IN/HR	0.00

EMERGENCY PLAN MET/VENT DATA DISPLAY

(15 MINUTE AVERAGES)

VENT	NOBLE GAS (uCI/min)	I-131 (uCI/min)	PARTICULATES (uCI/min)
REACTOR 1	No Flow	No Flow	No Flow
TURBINE 1	9.27E+05	1.21E+04	2.08E+01
REACTOR 2	5.25E+02	1.06E+00	8.40E-01
TURBINE 2	8.35E+04	1.09E+03	1.87E+00
SGTS	3.44E+07	2.49E+03	2.22E+01
SITE TOTALS	3.54E+07	1.57E+04	4.57E+01

POINT ID	PRIMARY TOWER	UNITS	VALUE
VMA06	10 METER WIND SPEED	MPH	2.91
VMA03	10 METER WIND DIRECTION	DEG.FROM	221
VMA01	DELTA T	C/50M	0.41
VMA09	PRECIPITATION RATE	IN/HR	0.00

EMERGENCY PLAN MET/VENT DATA DISPLAY

(15 MINUTE AVERAGES)

VENT	NOBLE GAS (uCI/min)	I-131 (uCI/min)	PARTICULATES (uCI/min)
REACTOR 1	No Flow	No Flow	No Flow
TURBINE 1	9.12E+05	1.23E+04	2.14E+01
REACTOR 2	5.25E+02	1.06E+00	8.40E-01
TURBINE 2	8.21E+04	1.11E+03	1.93E+00
SGTS	4.62E+07	3.57E+03	3.20E+01
SITE TOTALS	4.72E+07	1.70E+04	5.62E+01

POINT ID	PRIMARY TOWER	UNITS	VALUE
VMA06	10 METER WIND SPEED	MPH	2.91
VMA03	10 METER WIND DIRECTION	DEG.FROM	221
VMA01	DELTA T	C/50M	0.41
VMA09	PRECIPITATION RATE	IN/HR	0.00

EMERGENCY PLAN MET/VENT DATA DISPLAY

(15 MINUTE AVERAGES)

VENT	NOBLE GAS (uCI/min)	I-131 (uCI/min)	PARTICULATES (uCI/min)
REACTOR 1	No Flow	No Flow	No Flow
TURBINE 1	8.96E+05	1.26E+04	2.19E+01
REACTOR 2	5.25E+02	1.06E+00	8.40E-01
TURBINE 2	8.06E+04	1.13E+03	1.97E+00
SGTS	5.83E+07	4.81E+03	4.38E+01
SITE TOTALS	5.93E+07	1.85E+04	6.85E+01

POINT ID	PRIMARY TOWER	UNITS	VALUE
VMA06	10 METER WIND SPEED	MPH	2.91
VMA03	10 METER WIND DIRECTION	DEG.FROM	221
VMA01	DELTA T	C/50M	0.41
VMA09	PRECIPITATION RATE	IN/HR	0.00

EMERGENCY PLAN MET/VENT DATA DISPLAY

(15 MINUTE AVERAGES)

VENT	NOBLE GAS (uCI/min)	I-131 (uCI/min)	PARTICULATES (uCI/min)
REACTOR 1	No Flow	No Flow	No Flow
TURBINE 1	8.68E+05	1.27E+04	2.24E+01
REACTOR 2	5.25E+02	1.06E+00	8.40E-01
TURBINE 2	7.81E+04	1.15E+03	2.01E+00
SGTS	7.04E+07	6.20E+03	5.75E+01
SITE TOTALS	7.14E+07	2.01E+04	8.27E+01

POINT ID	PRIMARY TOWER	UNITS	VALUE
VMA06	10 METER WIND SPEED	MPH	3.07
VMA03	10 METER WIND DIRECTION	DEG.FROM	214
VMA01	DELTA T	C/50M	0.36
VMA09	PRECIPITATION RATE	IN/HR	0.00

EMERGENCY PLAN MET/VENT DATA DISPLAY

(15 MINUTE AVERAGES)

VENT	NOBLE GAS (uCi/min)	I-131 (uCi/min)	PARTICULATES (uCi/min)
REACTOR 1	No Flow	No Flow	No Flow
TURBINE 1	8.26E+05	1.28E+04	2.28E+01
REACTOR 2	5.25E+02	1.06E+00	8.40E-01
TURBINE 2	7.43E+04	1.15E+03	2.05E+00
SGTS	8.14E+07	7.67E+03	7.28E+01
SITE TOTALS	8.23E+07	2.16E+04	9.85E+01

POINT ID	PRIMARY TOWER	UNITS	VALUE
VMA06	10 METER WIND SPEED	MPH	3.07
VMA03	10 METER WIND DIRECTION	DEG.FROM	214
VMA01	DELTA T	C/50M	0.36
VMA09	PRECIPITATION RATE	IN/HR	0.00

EMERGENCY PLAN MET/VENT DATA DISPLAY

(15 MINUTE AVERAGES)

VENT	NOBLE GAS (uCI/min)	I-131 (uCI/min)	PARTICULATES (uCI/min)
REACTOR 1	No Flow	No Flow	No Flow
TURBINE 1	7.86E+05	1.29E+04	2.30E+01
REACTOR 2	5.25E+02	1.06E+00	8.40E-01
TURBINE 2	7.07E+04	1.16E+03	2.07E+00
SGTS	9.01E+07	9.13E+03	8.91E+01
SITE TOTALS	9.09E+07	2.31E+04	1.15E+02

POINT ID	PRIMARY TOWER	UNITS	VALUE
VMA06	10 METER WIND SPEED	MPH	3.07
VMA03	10 METER WIND DIRECTION	DEG.FROM	214
VMA01	DELTA T	C/50M	0.36
VMA09	PRECIPITATION RATE	IN/HR	0.00

EMERGENCY PLAN MET/VENT DATA DISPLAY

(15 MINUTE AVERAGES)

VENT	NOBLE GAS (uCI/min)	I-131 (uCI/min)	PARTICULATES (uCI/min)
REACTOR 1	No Flow	No Flow	No Flow
TURBINE 1	7.48E+05	1.29E+04	2.33E+01
REACTOR 2	5.25E+02	1.06E+00	8.40E-01
TURBINE 2	6.73E+04	1.16E+03	2.09E+00
SGTS	9.70E+07	1.06E+04	1.06E+02
SITE TOTALS	9.78E+07	2.46E+04	1.32E+02

POINT ID	PRIMARY TOWER	UNITS	VALUE
VMA06	10 METER WIND SPEED	MPH	2.72
VMA03	10 METER WIND DIRECTION	DEG.FROM	222
VMA01	DELTA T	C/50M	0.34
VMA09	PRECIPITATION RATE	IN/HR	0.00

EMERGENCY PLAN MET/VENT DATA DISPLAY

(15 MINUTE AVERAGES)

VENT	NOBLE GAS (uCi/min)	I-131 (uCi/min)	PARTICULATES (uCi/min)
REACTOR 1	No Flow	No Flow	No Flow
TURBINE 1	7.12E+05	1.30E+04	2.35E+01
REACTOR 2	5.25E+02	1.06E+00	8.40E-01
TURBINE 2	6.41E+04	1.17E+03	2.12E+00
SGTS	1.03E+08	1.20E+04	1.24E+02
SITE TOTALS	1.03E+08	2.61E+04	1.50E+02

POINT ID	PRIMARY TOWER	UNITS	VALUE
VMA06	10 METER WIND SPEED	MPH	2.72
VMA03	10 METER WIND DIRECTION	DEG.FROM	222
VMA01	DELTA T	C/50M	0.34
VMA09	PRECIPITATION RATE	IN/HR	0.00

EMERGENCY PLAN MET/VENT DATA DISPLAY

(15 MINUTE AVERAGES)

VENT	NOBLE GAS (uCI/min)	I-131 (uCI/min)	PARTICULATES (uCI/min)
REACTOR 1	No Flow	No Flow	No Flow
TURBINE 1	6.78E+05	1.30E+04	2.38E+01
REACTOR 2	5.25E+02	1.06E+00	8.40E-01
TURBINE 2	6.10E+04	1.17E+03	2.15E+00
SGTS	1.07E+08	1.34E+04	1.42E+02
SITE TOTALS	1.08E+08	2.76E+04	1.69E+02

POINT ID	PRIMARY TOWER	UNITS	VALUE
VMA06	10 METER WIND SPEED	MPH	2.72
VMA03	10 METER WIND DIRECTION	DEG.FROM	222
VMA01	DELTA T	C/50M	0.34
VMA09	PRECIPITATION RATE	IN/HR	0.00

EMERGENCY PLAN MET/VENT DATA DISPLAY

(15 MINUTE AVERAGES)

VENT	NOBLE GAS (uCi/min)	I-131 (uCi/min)	PARTICULATES (uCi/min)
REACTOR 1	No Flow	No Flow	No Flow
TURBINE 1	6.46E+05	1.31E+04	2.41E+01
REACTOR 2	5.25E+02	1.06E+00	8.40E-01
TURBINE 2	5.81E+04	1.18E+03	2.17E+00
SGTS	1.12E+08	1.48E+04	1.61E+02
SITE TOTALS	1.12E+08	2.90E+04	1.88E+02

POINT ID	PRIMARY TOWER	UNITS	VALUE
VMA06	10 METER WIND SPEED	MPH	2.74
VMA03	10 METER WIND DIRECTION	DEG.FROM	216
VMA01	DELTA T	C/50M	0.29
VMA09	PRECIPITATION RATE	IN/HR	0.00

EMERGENCY PLAN MET/VENT DATA DISPLAY

(15 MINUTE AVERAGES)

VENT	NOBLE GAS (uCi/min)	I-131 (uCi/min)	PARTICULATES (uCi/min)
REACTOR 1	No Flow	No Flow	No Flow
TURBINE 1	6.15E+05	1.31E+04	2.43E+01
REACTOR 2	5.25E+02	1.06E+00	8.40E-01
TURBINE 2	5.54E+04	1.18E+03	2.19E+00
SGTS	1.15E+08	1.62E+04	1.81E+02
SITE TOTALS	1.16E+08	3.05E+04	2.08E+02

POINT ID	PRIMARY TOWER	UNITS	VALUE
VMA06	10 METER WIND SPEED	MPH	2.74
VMA03	10 METER WIND DIRECTION	DEG.FROM	216
VMA01	DELTA T	C/50M	0.29
VMA09	PRECIPITATION RATE	IN/HR	0.00

EMERGENCY PLAN MET/VENT DATA DISPLAY

(15 MINUTE AVERAGES)

VENT	NOBLE GAS (uCI/min)	I-131 (uCI/min)	PARTICULATES (uCI/min)
REACTOR 1	No Flow	No Flow	No Flow
TURBINE 1	5.87E+05	1.32E+04	2.45E+01
REACTOR 2	5.25E+02	1.06E+00	8.40E-01
TURBINE 2	5.28E+04	1.19E+03	2.21E+00
SGTS	1.18E+08	1.75E+04	2.02E+02
SITE TOTALS	1.19E+08	3.19E+04	2.29E+02

POINT ID	PRIMARY TOWER	UNITS	VALUE
VMA06	10 METER WIND SPEED	MPH	2.74
VMA03	10 METER WIND DIRECTION	DEG.FROM	216
VMA01	DELTA T	C/50M	0.29
VMA09	PRECIPITATION RATE	IN/HR	0.00

11/02/2000 09:15 PM

EMERGENCY PLAN MET/VENT DATA DISPLAY

(15 MINUTE AVERAGES)

VENT	NOBLE GAS (uCI/min)	I-131 (uCI/min)	PARTICULATES (uCI/min)
REACTOR 1	No Flow	No Flow	No Flow
TURBINE 1	5.60E+05	1.32E+04	2.48E+01
REACTOR 2	5.25E+02	1.06E+00	8.40E-01
TURBINE 2	5.04E+04	1.19E+03	2.23E+00
SGTS	1.21E+08	1.88E+04	2.23E+02
SITE TOTALS	1.22E+08	3.33E+04	2.51E+02

POINT ID	PRIMARY TOWER	UNITS	VALUE
VMA06	10 METER WIND SPEED	MPH	2.74
VMA03	10 METER WIND DIRECTION	DEG.FROM	214
VMA01	DELTA T	C/50M	0.25
VMA09	PRECIPITATION RATE	IN/HR	0.00

EMERGENCY PLAN MET/VENT DATA DISPLAY

(15 MINUTE AVERAGES)

VENT	NOBLE GAS (uCi/min)	I-131 (uCi/min)	PARTICULATES (uCi/min)
REACTOR 1	No Flow	No Flow	No Flow
TURBINE 1	5.34E+05	1.33E+04	2.51E+01
REACTOR 2	5.25E+02	1.06E+00	8.40E-01
TURBINE 2	4.81E+04	1.19E+03	2.26E+00
SGTS	1.23E+08	2.01E+04	2.44E+02
SITE TOTALS	1.23E+08	3.46E+04	2.72E+02

POINT ID	PRIMARY TOWER	UNITS	VALUE
VMA06	10 METER WIND SPEED	MPH	2.74
VMA03	10 METER WIND DIRECTION	DEG.FROM	214
VMA01	DELTA T	C/50M	0.25
VMA09	PRECIPITATION RATE	IN/HR	0.00

EMERGENCY PLAN MET/VENT DATA DISPLAY

(15 MINUTE AVERAGES)

VENT	NOBLE GAS (uCi/min)	I-131 (uCi/min)	PARTICULATES (uCi/min)
REACTOR 1	No Flow	No Flow	No Flow
TURBINE 1	5.10E+05	1.33E+04	2.55E+01
REACTOR 2	5.25E+02	1.06E+00	8.40E-01
TURBINE 2	4.59E+04	1.20E+03	2.29E+00
SGTS	1.24E+08	2.13E+04	2.65E+02
SITE TOTALS	1.24E+08	3.58E+04	2.93E+02

POINT ID	PRIMARY TOWER	UNITS	VALUE
VMA06	10 METER WIND SPEED	MPH	2.74
VMA03	10 METER WIND DIRECTION	DEG.FROM	214
VMA01	DELTA T	C/50M	0.25
VMA09	PRECIPITATION RATE	IN/HR	0.00

EMERGENCY PLAN MET/VENT DATA DISPLAY

(15 MINUTE AVERAGES)

VENT	NOBLE GAS (uCi/min)	I-131 (uCi/min)	PARTICULATES (uCi/min)
REACTOR 1	No Flow	No Flow	No Flow
TURBINE 1	4.88E+05	1.34E+04	2.57E+01
REACTOR 2	5.25E+02	1.06E+00	8.40E-01
TURBINE 2	4.39E+04	1.20E+03	2.31E+00
SGTS	1.24E+08	2.24E+04	2.85E+02
SITE TOTALS	1.25E+08	3.70E+04	3.14E+02

POINT ID	PRIMARY TOWER	UNITS	VALUE
VMA06	10 METER WIND SPEED	MPH	3.98
VMA03	10 METER WIND DIRECTION	DEG.FROM	222
VMA01	DELTA T	C/50M	0.22
VMA09	PRECIPITATION RATE	IN/HR	0.00

EMERGENCY PLAN MET/VENT DATA DISPLAY

(15 MINUTE AVERAGES)

VENT	NOBLE GAS (uCI/min)	I-131 (uCI/min)	PARTICULATES (uCI/min)
REACTOR 1	No Flow	No Flow	No Flow
TURBINE 1	4.66E+05	1.34E+04	2.59E+01
REACTOR 2	5.25E+02	1.06E+00	8.40E-01
TURBINE 2	4.20E+04	1.21E+03	2.33E+00
SGTS	1.24E+08	2.34E+04	3.06E+02
SITE TOTALS	1.24E+08	3.80E+04	3.35E+02

POINT ID	PRIMARY TOWER	UNITS	VALUE
VMA06	10 METER WIND SPEED	MPH	3.98
VMA03	10 METER WIND DIRECTION	DEG.FROM	222
VMA01	DELTA T	C/50M	0.22
VMA09	PRECIPITATION RATE	IN/HR	0.00

EMERGENCY PLAN MET/VENT DATA DISPLAY

(15 MINUTE AVERAGES)

VENT	NOBLE GAS (uCI/min)	I-131 (uCI/min)	PARTICULATES (uCI/min)
REACTOR 1	No Flow	No Flow	No Flow
TURBINE 1	4.46E+05	1.34E+04	2.62E+01
REACTOR 2	5.25E+02	1.06E+00	8.40E-01
TURBINE 2	4.01E+04	1.21E+03	2.36E+00
SGTS	1.23E+08	2.44E+04	3.26E+02
SITE TOTALS	1.24E+08	3.91E+04	3.55E+02

POINT ID	PRIMARY TOWER	UNITS	VALUE
VMA06	10 METER WIND SPEED	MPH	3.98
VMA03	10 METER WIND DIRECTION	DEG.FROM	222
VMA01	DELTA T	C/50M	0.22
VMA09	PRECIPITATION RATE	IN/HR	0.00

EMERGENCY PLAN MET/VENT DATA DISPLAY

(15 MINUTE AVERAGES)

VENT	NOBLE GAS (uCI/min)	I-131 (uCI/min)	PARTICULATES (uCI/min)
REACTOR 1	No Flow	No Flow	No Flow
TURBINE 1	4.27E+05	1.35E+04	2.64E+01
REACTOR 2	5.25E+02	1.06E+00	8.40E-01
TURBINE 2	3.84E+04	1.21E+03	2.37E+00
SGTS	1.23E+08	2.53E+04	3.45E+02
SITE TOTALS	1.23E+08	4.00E+04	3.75E+02

POINT ID	PRIMARY TOWER	UNITS	VALUE
VMA06	10 METER WIND SPEED	MPH	3.55
VMA03	10 METER WIND DIRECTION	DEG.FROM	223
VMA01	DELTA T	C/50M	0.18
VMA09	PRECIPITATION RATE	IN/HR	0.00

EMERGENCY PLAN MET/VENT DATA DISPLAY

(15 MINUTE AVERAGES)

VENT	NOBLE GAS (uCI/min)	I-131 (uCI/min)	PARTICULATES (uCI/min)
REACTOR 1	No Flow	No Flow	No Flow
TURBINE 1	4.09E+05	1.35E+04	2.66E+01
REACTOR 2	5.25E+02	1.06E+00	8.40E-01
TURBINE 2	3.68E+04	1.22E+03	2.40E+00
SGTS	1.22E+08	2.62E+04	3.65E+02
SITE TOTALS	1.23E+08	4.10E+04	3.95E+02

POINT ID	PRIMARY TOWER	UNITS	VALUE
VMA06	10 METER WIND SPEED	MPH	3.55
VMA03	10 METER WIND DIRECTION	DEG.FROM	223
VMA01	DELTA T	C/50M	0.18
VMA09	PRECIPITATION RATE	IN/HR	0.00

EMERGENCY PLAN MET/VENT DATA DISPLAY

(15 MINUTE AVERAGES)

VENT	NOBLE GAS (uCI/min)	I-131 (uCI/min)	PARTICULATES (uCI/min)
REACTOR 1	No Flow	No Flow	No Flow
TURBINE 1	3.92E+05	1.36E+04	2.70E+01
REACTOR 2	5.25E+02	1.06E+00	8.40E-01
TURBINE 2	3.53E+04	1.22E+03	2.43E+00
SGTS	1.22E+08	2.71E+04	3.84E+02
SITE TOTALS	1.22E+08	4.18E+04	4.15E+02

POINT ID	PRIMARY TOWER	UNITS	VALUE
VMA06	10 METER WIND SPEED	MPH	3.55
VMA03	10 METER WIND DIRECTION	DEG.FROM	223
VMA01	DELTA T	C/50M	0.18
VMA09	PRECIPITATION RATE	IN/HR	0.00

EMERGENCY PLAN MET/VENT DATA DISPLAY

(15 MINUTE AVERAGES)

VENT	NOBLE GAS (uCi/min)	I-131 (uCi/min)	PARTICULATES (uCi/min)
REACTOR 1	No Flow	No Flow	No Flow
TURBINE 1	3.76E+05	1.36E+04	2.72E+01
REACTOR 2	5.25E+02	1.06E+00	8.40E-01
TURBINE 2	3.38E+04	1.22E+03	2.45E+00
SGTS	1.21E+08	2.78E+04	4.03E+02
SITE TOTALS	1.21E+08	4.27E+04	4.34E+02

POINT ID	PRIMARY TOWER	UNITS	VALUE
VMA06	10 METER WIND SPEED	MPH	4.46
VMA03	10 METER WIND DIRECTION	DEG.FROM	213
VMA01	DELTA T	C/50M	0.13
VMA09	PRECIPITATION RATE	IN/HR	0.00

EMERGENCY PLAN MET/VENT DATA DISPLAY

(15 MINUTE AVERAGES)

VENT	NOBLE GAS (uCI/min)	I-131 (uCI/min)	PARTICULATES (uCI/min)
REACTOR 1	No Flow	No Flow	No Flow
TURBINE 1	3.60E+05	1.36E+04	2.74E+01
REACTOR 2	5.25E+02	1.06E+00	8.40E-01
TURBINE 2	3.24E+04	1.23E+03	2.47E+00
SGTS	1.20E+08	2.86E+04	4.22E+02
SITE TOTALS	1.20E+08	4.34E+04	4.53E+02

POINT ID	PRIMARY TOWER	UNITS	VALUE
VMA06	10 METER WIND SPEED	MPH	4.46
VMA03	10 METER WIND DIRECTION	DEG.FROM	213
VMA01	DELTA T	C/50M	0.13
VMA09	PRECIPITATION RATE	IN/HR	0.00

EMERGENCY PLAN MET/VENT DATA DISPLAY

(15 MINUTE AVERAGES)

VENT	NOBLE GAS (uCi/min)	I-131 (uCi/min)	PARTICULATES (uCi/min)
REACTOR 1	No Flow	No Flow	No Flow
TURBINE 1	3.46E+05	1.37E+04	2.77E+01
REACTOR 2	5.25E+02	1.06E+00	8.40E-01
TURBINE 2	3.11E+04	1.23E+03	2.50E+00
SGTS	1.19E+08	2.93E+04	4.41E+02
SITE TOTALS	1.20E+08	4.42E+04	4.72E+02

POINT ID	PRIMARY TOWER	UNITS	VALUE
VMA06	10 METER WIND SPEED	MPH	4.46
VMA03	10 METER WIND DIRECTION	DEG.FROM	213
VMA01	DELTA T	C/50M	0.13
VMA09	PRECIPITATION RATE	IN/HR	0.00

EMERGENCY PLAN MET/VENT DATA DISPLAY

(15 MINUTE AVERAGES)

VENT	NOBLE GAS (uCI/min)	I-131 (uCI/min)	PARTICULATES (uCI/min)
REACTOR 1	No Flow	No Flow	No Flow
TURBINE 1	3.32E+05	1.37E+04	2.80E+01
REACTOR 2	5.25E+02	1.06E+00	8.40E-01
TURBINE 2	2.99E+04	1.23E+03	2.52E+00
SGTS	1.18E+08	2.99E+04	4.59E+02
SITE TOTALS	1.19E+08	4.49E+04	4.91E+02

POINT ID	PRIMARY TOWER	UNITS	VALUE
VMA06	10 METER WIND SPEED	MPH	3.69
VMA03	10 METER WIND DIRECTION	DEG.FROM	221
VMA01	DELTA T	C/50M	0.07
VMA09	PRECIPITATION RATE	IN/HR	0.00

EMERGENCY PLAN MET/VENT DATA DISPLAY

(15 MINUTE AVERAGES)

VENT	NOBLE GAS (uCI/min)	I-131 (uCI/min)	PARTICULATES (uCI/min)
REACTOR 1	No Flow	No Flow	No Flow
TURBINE 1	3.19E+05	1.37E+04	2.81E+01
REACTOR 2	5.25E+02	1.06E+00	8.40E-01
TURBINE 2	2.87E+04	1.24E+03	2.53E+00
SGTS	1.18E+08	3.06E+04	4.78E+02
SITE TOTALS	1.18E+08	4.55E+04	5.09E+02

POINT ID	PRIMARY TOWER	UNITS	VALUE
VMA06	10 METER WIND SPEED	MPH	3.69
VMA03	10 METER WIND DIRECTION	DEG.FROM	221
VMA01	DELTA T	C/50M	0.07
VMA09	PRECIPITATION RATE	IN/HR	0.00

EMERGENCY PLAN MET/VENT DATA DISPLAY

(15 MINUTE AVERAGES)

VENT	NOBLE GAS (uCI/min)	I-131 (uCI/min)	PARTICULATES (uCI/min)
REACTOR 1	No Flow	No Flow	No Flow
TURBINE 1	3.06E+05	1.38E+04	2.84E+01
REACTOR 2	5.25E+02	1.06E+00	8.40E-01
TURBINE 2	2.76E+04	1.24E+03	2.55E+00
SGTS	1.17E+08	3.12E+04	4.96E+02
SITE TOTALS	1.17E+08	4.62E+04	5.28E+02

POINT ID	PRIMARY TOWER	UNITS	VALUE
VMA06	10 METER WIND SPEED	MPH	3.69
VMA03	10 METER WIND DIRECTION	DEG.FROM	221
VMA01	DELTA T	C/50M	0.07
VMA09	PRECIPITATION RATE	IN/HR	0.00

EMERGENCY PLAN MET/VENT DATA DISPLAY

(15 MINUTE AVERAGES)

VENT	NOBLE GAS (uCI/min)	I-131 (uCI/min)	PARTICULATES (uCI/min)
REACTOR 1	No Flow	No Flow	No Flow
TURBINE 1	2.95E+05	1.38E+04	2.87E+01
REACTOR 2	5.25E+02	1.06E+00	8.40E-01
TURBINE 2	2.65E+04	1.24E+03	2.59E+00
SGTS	1.16E+08	3.17E+04	5.14E+02
SITE TOTALS	1.16E+08	4.68E+04	5.46E+02

POINT ID	PRIMARY TOWER	UNITS	VALUE
VMA06	10 METER WIND SPEED	MPH	3.63
VMA03	10 METER WIND DIRECTION	DEG.FROM	223
VMA01	DELTA T	C/50M	0.03
VMA09	PRECIPITATION RATE	IN/HR	0.00

EMERGENCY PLAN MET/VENT DATA DISPLAY

(15 MINUTE AVERAGES)

VENT	NOBLE GAS (uCI/min)	I-131 (uCI/min)	PARTICULATES (uCI/min)
REACTOR 1	No Flow	No Flow	No Flow
TURBINE 1	2.84E+05	1.38E+04	2.90E+01
REACTOR 2	5.25E+02	1.06E+00	8.40E-01
TURBINE 2	2.55E+04	1.24E+03	2.61E+00
SGTS	1.15E+08	3.23E+04	5.31E+02
SITE TOTALS	1.16E+08	4.73E+04	5.64E+02

POINT ID	PRIMARY TOWER	UNITS	VALUE
VMA06	10 METER WIND SPEED	MPH	3.63
VMA03	10 METER WIND DIRECTION	DEG.FROM	223
VMA01	DELTA T	C/50M	0.03
VMA09	PRECIPITATION RATE	IN/HR	0.00

EMERGENCY PLAN MET/VENT DATA DISPLAY

(15 MINUTE AVERAGES)

VENT	NOBLE GAS (uCI/min)	I-131 (uCI/min)	PARTICULATES (uCI/min)
REACTOR 1	No Flow	No Flow	No Flow
TURBINE 1	2.73E+05	1.38E+04	2.91E+01
REACTOR 2	5.25E+02	1.06E+00	8.40E-01
TURBINE 2	2.46E+04	1.25E+03	2.62E+00
SGTS	1.15E+08	3.28E+04	5.49E+02
SITE TOTALS	1.15E+08	4.79E+04	5.81E+02

POINT ID	PRIMARY TOWER	UNITS	VALUE
VMA06	10 METER WIND SPEED	MPH	3.63
VMA03	10 METER WIND DIRECTION	DEG.FROM	223
VMA01	DELTA T	C/50M	0.03
VMA09	PRECIPITATION RATE	IN/HR	0.00

EMERGENCY PLAN MET/VENT DATA DISPLAY

(15 MINUTE AVERAGES)

VENT	NOBLE GAS (uCI/min)	I-131 (uCI/min)	PARTICULATES (uCI/min)
REACTOR 1	No Flow	No Flow	No Flow
TURBINE 1	2.63E+05	1.39E+04	2.94E+01
REACTOR 2	5.25E+02	1.06E+00	8.40E-01
TURBINE 2	2.37E+04	1.25E+03	2.65E+00
SGTS	1.14E+08	3.32E+04	5.66E+02
SITE TOTALS	1.14E+08	4.84E+04	5.99E+02

POINT ID	PRIMARY TOWER	UNITS	VALUE
VMA06	10 METER WIND SPEED	MPH	3.76
VMA03	10 METER WIND DIRECTION	DEG.FROM	222
VMA01	DELTA T	C/50M	0.00
VMA09	PRECIPITATION RATE	IN/HR	0.00

EMERGENCY PLAN MET/VENT DATA DISPLAY

(15 MINUTE AVERAGES)

VENT	NOBLE GAS (uCI/min)	I-131 (uCI/min)	PARTICULATES (uCI/min)
REACTOR 1	No Flow	No Flow	No Flow
TURBINE 1	2.53E+05	1.39E+04	2.96E+01
REACTOR 2	5.25E+02	1.06E+00	8.40E-01
TURBINE 2	2.28E+04	1.25E+03	2.66E+00
SGTS	1.13E+08	3.37E+04	5.83E+02
SITE TOTALS	1.13E+08	4.89E+04	6.16E+02

POINT ID	PRIMARY TOWER	UNITS	VALUE
VMA06	10 METER WIND SPEED	MPH	3.76
VMA03	10 METER WIND DIRECTION	DEG.FROM	222
VMA01	DELTA T	C/50M	0.00
VMA09	PRECIPITATION RATE	IN/HR	0.00

EMERGENCY PLAN MET/VENT DATA DISPLAY

(15 MINUTE AVERAGES)

VENT	NOBLE GAS (uCI/min)	I-131 (uCI/min)	PARTICULATES (uCI/min)
REACTOR 1	No Flow	No Flow	No Flow
TURBINE 1	2.44E+05	1.39E+04	2.99E+01
REACTOR 2	5.25E+02	1.06E+00	8.40E-01
TURBINE 2	2.20E+04	1.25E+03	2.69E+00
SGTS	1.12E+08	3.41E+04	6.00E+02
SITE TOTALS	1.13E+08	4.93E+04	6.33E+02

POINT ID	PRIMARY TOWER	UNITS	VALUE
VMA06	10 METER WIND SPEED	MPH	3.76
VMA03	10 METER WIND DIRECTION	DEG.FROM	222
VMA01	DELTA T	C/50M	0.00
VMA09	PRECIPITATION RATE	IN/HR	0.00

EMERGENCY PLAN MET/VENT DATA DISPLAY

(15 MINUTE AVERAGES)

VENT	NOBLE GAS (uCi/min)	I-131 (uCi/min)	PARTICULATES (uCi/min)
REACTOR 1	No Flow	No Flow	No Flow
TURBINE 1	2.35E+05	1.39E+04	3.01E+01
REACTOR 2	5.25E+02	1.06E+00	8.40E-01
TURBINE 2	2.12E+04	1.26E+03	2.71E+00
SGTS	1.12E+08	3.46E+04	6.16E+02
SITE TOTALS	1.12E+08	4.98E+04	6.50E+02

POINT ID	PRIMARY TOWER	UNITS	VALUE
VMA06	10 METER WIND SPEED	MPH	3.74
VMA03	10 METER WIND DIRECTION	DEG.FROM	214
VMA01	DELTA T	C/50M	-0.07
VMA09	PRECIPITATION RATE	IN/HR	0.00

EMERGENCY PLAN MET/VENT DATA DISPLAY

(15 MINUTE AVERAGES)

VENT	NOBLE GAS (uCi/min)	I-131 (uCi/min)	PARTICULATES (uCi/min)
REACTOR 1	No Flow	No Flow	No Flow
TURBINE 1	2.27E+05	1.40E+04	3.04E+01
REACTOR 2	5.25E+02	1.06E+00	8.40E-01
TURBINE 2	2.04E+04	1.26E+03	2.74E+00
SGTS	1.11E+08	3.50E+04	6.33E+02
SITE TOTALS	1.11E+08	5.02E+04	6.67E+02

POINT ID	PRIMARY TOWER	UNITS	VALUE
VMA06	10 METER WIND SPEED	MPH	3.74
VMA03	10 METER WIND DIRECTION	DEG.FROM	214
VMA01	DELTA T	C/50M	-0.07
VMA09	PRECIPITATION RATE	IN/HR	0.00

EMERGENCY PLAN MET/VENT DATA DISPLAY

(15 MINUTE AVERAGES)

VENT	NOBLE GAS (uCI/min)	I-131 (uCI/min)	PARTICULATES (uCI/min)
REACTOR 1	No Flow	No Flow	No Flow
TURBINE 1	2.19E+05	1.40E+04	3.06E+01
REACTOR 2	5.25E+02	1.06E+00	8.40E-01
TURBINE 2	1.97E+04	1.26E+03	2.76E+00
SGTS	1.10E+08	3.54E+04	6.49E+02
SITE TOTALS	1.10E+08	5.06E+04	6.84E+02

POINT ID	PRIMARY TOWER	UNITS	VALUE
VMA06	10 METER WIND SPEED	MPH	3.74
VMA03	10 METER WIND DIRECTION	DEG.FROM	214
VMA01	DELTA T	C/50M	-0.07
VMA09	PRECIPITATION RATE	IN/HR	0.00

EMERGENCY PLAN MET/VENT DATA DISPLAY

(15 MINUTE AVERAGES)

VENT	NOBLE GAS (uCI/min)	I-131 (uCI/min)	PARTICULATES (uCI/min)
REACTOR 1	No Flow	No Flow	No Flow
TURBINE 1	2.12E+05	1.40E+04	3.08E+01
REACTOR 2	5.25E+02	1.06E+00	8.40E-01
TURBINE 2	1.90E+04	1.26E+03	2.77E+00
SGTS	1.09E+08	3.57E+04	6.65E+02
SITE TOTALS	1.10E+08	5.10E+04	7.00E+02

POINT ID	PRIMARY TOWER	UNITS	VALUE
VMA06	10 METER WIND SPEED	MPH	4.36
VMA03	10 METER WIND DIRECTION	DEG.FROM	218
VMA01	DELTA T	C/50M	-0.11
VMA09	PRECIPITATION RATE	IN/HR	0.00

PART L

IN-PLANT RADIOLOGICAL CONDITIONS

Unit 1 Reactor Building In-Plant Survey Maps

Reactor Building Elevation 818

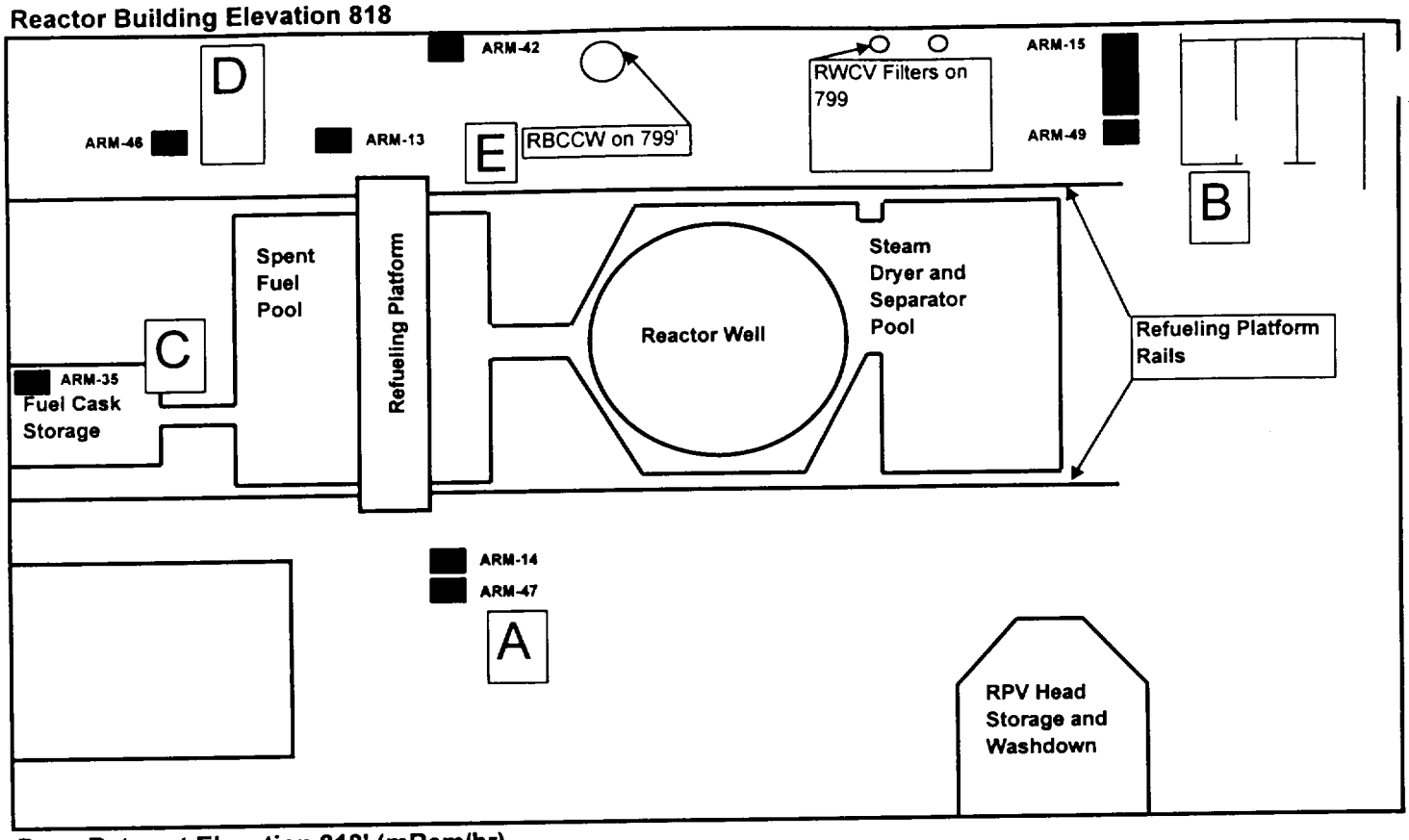

Dose Rates at Elevation 818' (mRem/hr)

Location	Map Area	15:15	15:30	15:45	16:00	16:15	16:30	16:45	17:00
Spent Fuel Crit. Mon.	A	6.05E-01	6.05E-01	6.05E-01	6.05E-01	6.05E-01	6.05E-01	6.05E-01	6.05E-01
Refuel Flr-North	B	2.03E-01	2.03E-01	2.03E-01	2.03E-01	2.03E-01	2.03E-01	2.03E-01	2.03E-01
Samp. Cask Storage	C	5.03E-01	5.03E-01	5.03E-01	5.03E-01	5.03E-01	5.03E-01	5.03E-01	5.03E-01
New Fuel Crit. Mon.	D	4.03E-01	4.03E-01	4.03E-01	4.03E-01	4.03E-01	4.03E-01	4.03E-01	4.03E-01
Refuel Floor West	E	3.03E-01	3.03E-01	3.03E-01	3.03E-01	3.03E-01	3.03E-01	3.03E-01	3.03E-01

Location	Area	17:15	17:30	17:45	18:00	18:15	18:30	18:45	19:00
Spent Fuel Crit. Mon.	A	6.05E-01	6.05E-01	6.05E-01	6.05E-01	6.05E-01	6.05E-01	8.68E+00	3.20E+01
Refuel Flr-North	B	6.03E-01	6.03E-01	6.03E-01	6.03E-01	6.03E-01	6.03E-01	5.13E+00	1.82E+01
Samp. Cask Storage	C	6.03E-01	6.03E-01	6.03E-01	6.03E-01	6.03E-01	6.03E-01	5.45E+00	1.94E+01
New Fuel Crit. Mon.	D	6.03E-01	6.03E-01	6.03E-01	6.03E-01	6.03E-01	6.03E-01	4.80E+00	1.69E+01
Refuel Floor West	E	6.03E-01	6.03E-01	6.03E-01	6.03E-01	6.03E-01	6.03E-01	4.80E+00	1.69E+01

Location	Area	19:15	19:30	19:45	20:00	20:15	20:30	20:45	21:00
Spent Fuel Crit. Mon.	A	6.09E+01	9.12E+01	1.21E+02	5.38E+02	3.22E+03	7.09E+03	1.07E+04	1.35E+04
Refuel Flr-North	B	3.44E+01	5.13E+01	6.78E+01	3.01E+02	1.80E+03	3.97E+03	6.00E+03	7.58E+03
Samp. Cask Storage	C	3.68E+01	5.49E+01	7.26E+01	3.23E+02	1.93E+03	4.25E+03	6.43E+03	8.13E+03
New Fuel Crit. Mon.	D	3.20E+01	4.77E+01	6.30E+01	2.80E+02	1.68E+03	3.69E+03	5.58E+03	7.04E+03
Refuel Floor West	E	3.20E+01	4.77E+01	6.30E+01	2.80E+02	1.68E+03	3.69E+03	5.58E+03	7.04E+03

Location	Area	21:15	21:30	21:45	22:00	22:15	22:30	22:45	23:00
Spent Fuel Crit. Mon.	A	1.59E+04	1.75E+04	1.86E+04	1.93E+04	1.97E+04	2.00E+04	2.01E+04	2.01E+04
Refuel Flr-North	B	8.89E+03	9.81E+03	1.04E+04	1.08E+04	1.11E+04	1.12E+04	1.13E+04	1.13E+04
Samp. Cask Storage	C	9.53E+03	1.05E+04	1.12E+04	1.16E+04	1.19E+04	1.20E+04	1.21E+04	1.21E+04
New Fuel Crit. Mon.	D	8.26E+03	9.11E+03	9.67E+03	1.00E+04	1.03E+04	1.04E+04	1.05E+04	1.05E+0
Refuel Floor West	E	8.26E+03	9.11E+03	9.67E+03	1.00E+04	1.03E+04	1.04E+04	1.05E+04	1.05E+04

Unit 1 Reactor Building In-Plant Survey Maps

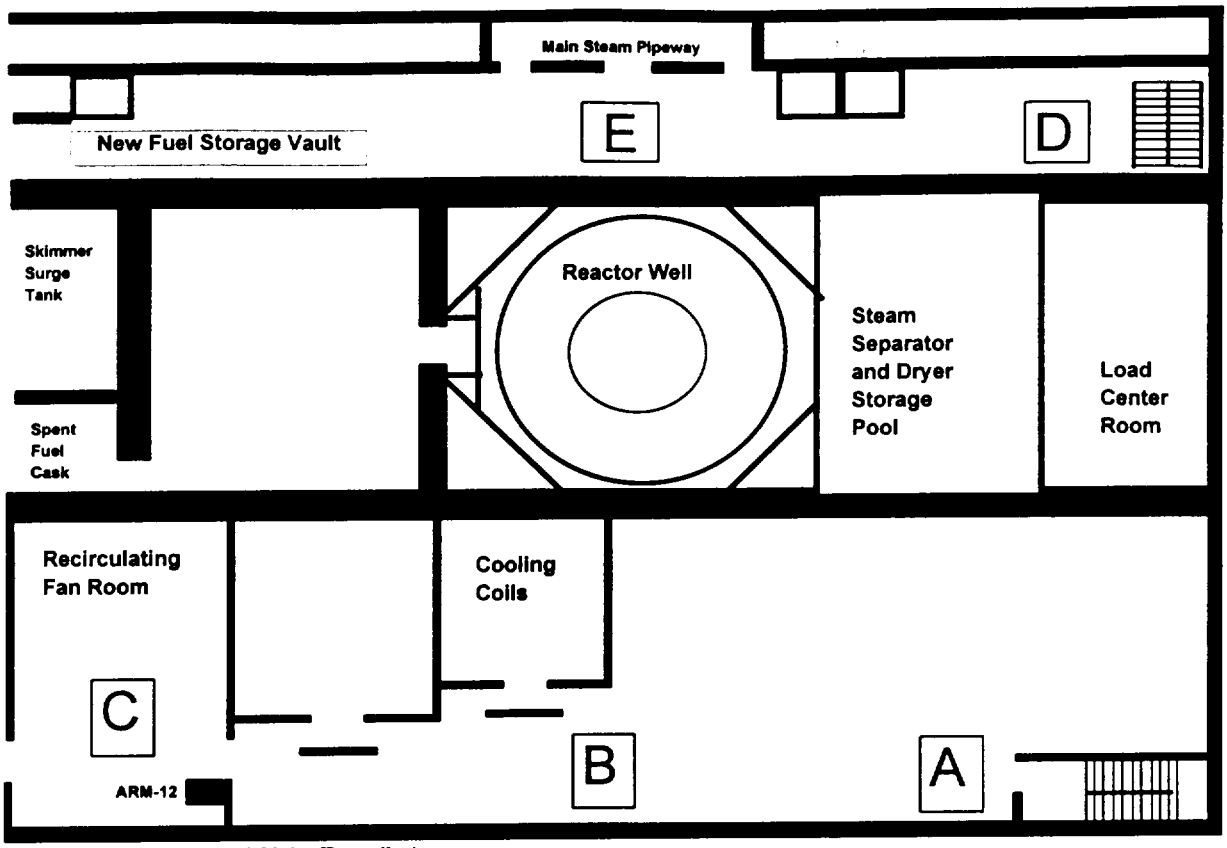

Dose Rates at Elevation 799' (mRem/hr)

Location	Map Area	Time 15:15	15:30	15:45	16:00	16:15	16:30	16:45	17:00
NE Stairwell	A	1.04E-01	1.04E-01	1.04E-01	1.04E-01	1.04E-01	1.04E-01	1.04E-01	1.04E-01
Zone 3 Ex. Fan Area	B	1.04E-01	1.04E-01	1.04E-01	1.04E-01	1.04E-01	1.04E-01	1.04E-01	1.04E-01
RB Recirc. Fan Area	C	1.04E-01	1.04E-01	1.04E-01	1.04E-01	1.04E-01	1.04E-01	1.04E-01	1.04E-01
NW Stairwell	D	1.04E-01	1.04E-01	1.04E-01	1.04E-01	1.04E-01	1.04E-01	1.04E-01	1.04E-01
RBCCW Hd. Tank Area	E	1.04E-01	1.04E-01	1.04E-01	1.04E-01	1.04E-01	1.04E-01	1.04E-01	1.04E-01
Location	**Area**	17:15	17:30	17:45	18:00	18:15	18:30	18:45	19:00
NE Stairwell	A	1.04E-01	1.04E-01	1.04E-01	1.04E-01	1.04E-01	1.04E-01	1.04E-01	2.52E+01
Zone 3 Ex. Fan Area	B	1.04E-01	1.04E-01	1.04E-01	1.04E-01	1.04E-01	1.04E-01	1.04E-01	2.65E+01
RB Recirc. Fan Area	C	1.04E-01	1.04E-01	1.04E-01	1.04E-01	1.04E-01	1.04E-01	1.04E-01	2.40E+01
NW Stairwell	D	1.04E-01	1.04E-01	1.04E-01	1.04E-01	1.04E-01	1.04E-01	1.04E-01	2.27E+01
RBCCW Hd. Tank Area	E	1.04E-01	1.04E-01	1.04E-01	1.04E-01	1.04E-01	1.04E-01	1.04E-01	2.40E+01
Location	**Area**	19:15	19:30	19:45	20:00	20:15	20:30	20:45	21:00
NE Stairwell	A	4.84E+01	7.25E+01	9.61E+01	4.30E+02	2.58E+03	5.67E+03	8.58E+03	1.08E+04
Zone 3 Ex. Fan Area	B	5.08E+01	7.62E+01	1.01E+02	4.51E+02	2.71E+03	5.95E+03	9.01E+03	1.14E+04
RB Recirc. Fan Area	C	4.60E+01	6.89E+01	9.13E+01	4.08E+02	2.45E+03	5.39E+03	8.15E+03	1.03E+04
NW Stairwell	D	4.35E+01	6.53E+01	8.65E+01	3.87E+02	2.32E+03	5.10E+03	7.72E+03	9.75E+03
RBCCW Hd. Tank Area	E	4.60E+01	6.89E+01	9.13E+01	4.08E+02	2.45E+03	5.39E+03	8.15E+03	1.03E+04
Location	**Area**	21:15	21:30	21:45	22:00	22:15	22:30	22:45	23:00
NE Stairwell	A	1.27E+04	1.40E+04	1.49E+04	1.54E+04	1.58E+04	1.60E+04	1.61E+04	1.61E+04
Zone 3 Ex. Fan Area	B	1.33E+04	1.47E+04	1.56E+04	1.62E+04	1.66E+04	1.68E+04	1.69E+04	1.69E+04
RB Recirc. Fan Area	C	1.21E+04	1.33E+04	1.41E+04	1.47E+04	1.50E+04	1.52E+04	1.53E+04	1.53E+04
NW Stairwell	D	1.14E+04	1.26E+04	1.34E+04	1.39E+04	1.42E+04	1.44E+04	1.45E+04	1.45E+04
RBCCW Hd. Tank Area	E	1.21E+04	1.33E+04	1.41E+04	1.47E+04	1.50E+04	1.52E+04	1.53E+04	1.53E+04

Unit 1 Reactor Building In-Plant Survey Maps

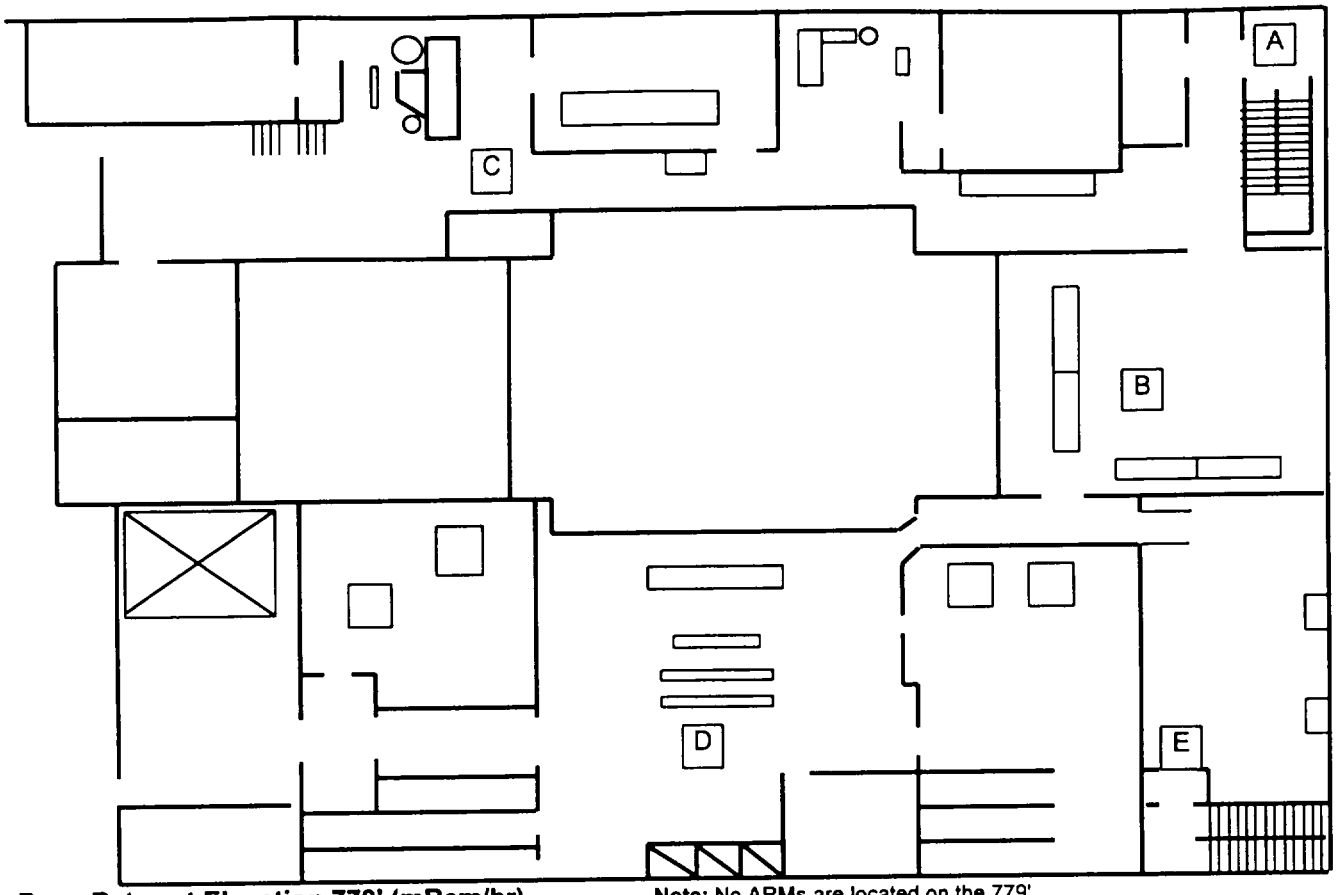

Dose Rates at Elevation 779' (mRem/hr) **Note:** No ARMs are located on the 779'

Location	Map Area	15:15	15:30	15:45	16:00	16:15	16:30	16:45	17:00
NW Stairwell	A	1.06E-01	1.06E-01	1.06E-01	1.06E-01	1.06E-01	1.06E-01	1.06E-01	1.06E-01
Load Center Room	B	1.06E-01	1.06E-01	1.06E-01	1.06E-01	1.06E-01	1.06E-01	1.06E-01	1.06E-01
RWCU Chem Tnk Area	C	1.01E+00	1.01E+00	1.01E+00	1.01E+00	1.01E+00	1.01E+00	1.01E+00	1.01E+00
Zone 1 Fan Area	D	1.05E-01	1.05E-01	1.05E-01	1.05E-01	1.05E-01	1.05E-01	1.05E-01	1.05E-01
NE Stairwell	E	1.05E-01	1.05E-01	1.05E-01	1.05E-01	1.05E-01	1.05E-01	1.05E-01	1.05E-01
	Area	17:15	17:30	17:45	18:00	18:15	18:30	18:45	19:00
NW Stairwell	A	1.06E-01	1.06E-01	1.06E-01	1.06E-01	1.06E-01	1.06E-01	9.15E+00	3.53E+01
Load Center Room	B	1.06E-01	1.06E-01	1.06E-01	1.06E-01	1.06E-01	1.06E-01	9.31E+00	3.59E+01
RWCU Chem Tnk Area	C	1.01E+00	1.01E+00	1.01E+00	1.01E+00	1.01E+00	1.01E+00	1.23E+01	4.50E+01
Zone 1 Fan Area	D	1.05E-01	1.05E-01	1.05E-01	1.05E-01	1.05E-01	1.05E-01	8.51E+00	3.28E+01
NE Stairwell	E	1.05E-01	1.05E-01	1.05E-01	1.05E-01	1.05E-01	1.05E-01	8.18E+00	3.15E+01
	Area	19:15	19:30	19:45	20:00	20:15	20:30	20:45	21:00
NW Stairwell	A	6.77E+01	1.01E+02	1.34E+02	6.01E+02	3.61E+03	3.61E+03	1.20E+04	1.52E+04
Load Center Room	B	6.89E+01	1.03E+02	1.37E+02	6.12E+02	3.67E+03	3.67E+03	1.22E+04	1.54E+04
RWCU Chem Tnk Area	C	8.46E+01	1.27E+02	1.68E+02	7.52E+02	4.51E+03	4.51E+03	1.50E+04	1.90E+04
Zone 1 Fan Area	D	6.28E+01	9.42E+01	1.25E+02	5.58E+02	3.35E+03	3.35E+03	1.12E+04	1.41E+04
NE Stairwell	E	6.04E+01	9.06E+01	1.20E+02	5.37E+02	3.22E+03	3.22E+03	1.07E+04	1.35E+04
	Area	21:15	21:30	21:45	22:00	22:15	22:30	22:45	23:00
NW Stairwell	A	1.78E+04	1.96E+04	2.08E+04	2.16E+04	2.21E+04	2.24E+04	2.25E+04	2.26E+04
Load Center Room	B	1.81E+04	2.00E+04	2.12E+04	2.20E+04	2.25E+04	2.28E+04	2.29E+04	2.30E+04
RWCU Chem Tnk Area	C	2.22E+04	2.45E+04	2.60E+04	2.70E+04	2.76E+04	2.80E+04	2.82E+04	2.82E+04
Zone 1 Fan Area	D	1.65E+04	1.82E+04	1.93E+04	2.01E+04	2.05E+04	2.08E+04	2.09E+04	2.09E+0
NE Stairwell	E	1.59E+04	1.75E+04	1.86E+04	1.93E+04	1.97E+04	2.00E+04	2.01E+04	2.01E+04

Unit 1 Reactor Building In-Plant Survey Maps

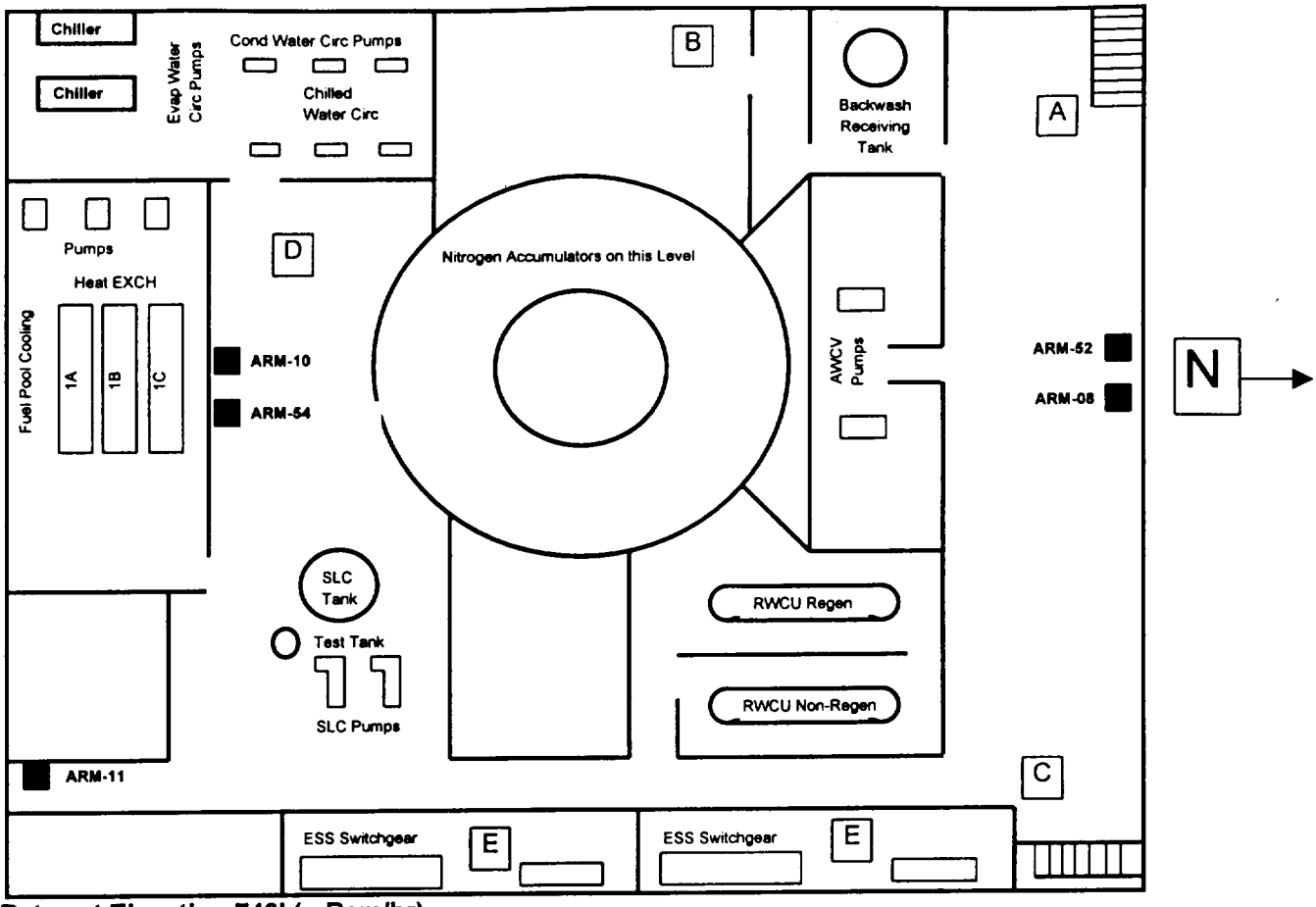

Dose Rates at Elevation 749' (mRem/hr)

Location	Map Area	15:15	15:30	15:45	16:00	16:15	16:30	16:45	17:00
NW Stairwell	A	1.04E-01	1.04E-01	1.04E-01	1.04E-01	1.04E-01	1.04E-01	1.04E-01	1.04E-01
MSIV Area	B	4.02E+00	4.02E+00	4.02E+00	4.02E+00	4.02E+00	4.02E+00	4.02E+00	4.02E+00
NE Stairwell	C	1.04E-01	1.04E-01	1.04E-01	1.04E-01	1.04E-01	1.04E-01	1.04E-01	1.04E-01
4/5 Rack Area	D	5.00E+00	5.00E+00	5.00E+00	5.00E+00	5.00E+00	5.00E+00	5.00E+00	5.00E+00
4 KV Switchgear	E	1.03E-01	1.03E-01	1.03E-01	1.03E-01	1.03E-01	1.03E-01	1.03E-01	1.03E-01

Location	Area	17:15	17:30	17:45	18:00	18:15	18:30	18:45	19:00
NW Stairwell	A	1.04E-01	1.04E-01	1.04E-01	1.04E-01	1.04E-01	1.04E-01	6.57E+00	2.52E+01
MSIV Area	B	4.02E+00	4.02E+00	4.02E+00	4.04E+00	4.05E+00	4.07E+00	9.89E+00	2.67E+01
NE Stairwell	C	1.04E-01	1.04E-01	1.04E-01	1.04E-01	1.04E-01	1.04E-01	6.57E+00	2.52E+01
4/5 Rack Area	D	5.00E+00	5.00E+00	5.00E+00	5.02E+00	5.04E+00	5.05E+00	1.12E+01	2.89E+01
4 KV Switchgear	E	1.03E-01	1.03E-01	1.03E-01	1.03E-01	1.03E-01	1.03E-01	5.60E+00	2.15E+01

Location	Area	19:15	19:30	19:45	20:00	20:15	20:30	20:45	21:00
NW Stairwell	A	4.84E+01	7.25E+01	9.61E+01	4.30E+02	2.58E+03	5.67E+03	8.58E+03	1.08E+04
MSIV Area	B	4.75E+01	6.93E+01	9.05E+01	3.91E+02	2.32E+03	5.11E+03	7.72E+03	9.76E+03
NE Stairwell	C	4.84E+01	7.25E+01	9.61E+01	4.30E+02	2.58E+03	5.67E+03	8.58E+03	1.08E+04
4/5 Rack Area	D	5.09E+01	7.39E+01	9.63E+01	4.13E+02	2.45E+03	5.39E+03	8.15E+03	1.03E+04
4 KV Switchgear	E	4.11E+01	6.17E+01	8.17E+01	3.65E+02	2.19E+03	4.82E+03	7.29E+03	9.21E+03

Location	Area	21:15	21:30	21:45	22:00	22:15	22:30	22:45	23:00
NW Stairwell	A	1.27E+04	1.40E+04	1.49E+04	1.54E+04	1.58E+04	1.60E+04	1.61E+04	1.61E+04
MSIV Area	B	1.14E+04	1.26E+04	1.34E+04	1.39E+04	1.42E+04	1.44E+04	1.45E+04	1.45E+04
NE Stairwell	C	1.27E+04	1.40E+04	1.49E+04	1.54E+04	1.58E+04	1.60E+04	1.61E+04	1.61E+04
4/5 Rack Area	D	1.21E+04	1.33E+04	1.41E+04	1.47E+04	1.50E+04	1.52E+04	1.53E+04	1.53E+04
4 KV Switchgear	E	1.08E+04	1.19E+04	1.26E+04	1.31E+04	1.34E+04	1.36E+04	1.37E+04	1.37E+04

Unit 1 Reactor Building In-Plant Survey Maps

Reactor Building Elevation 719

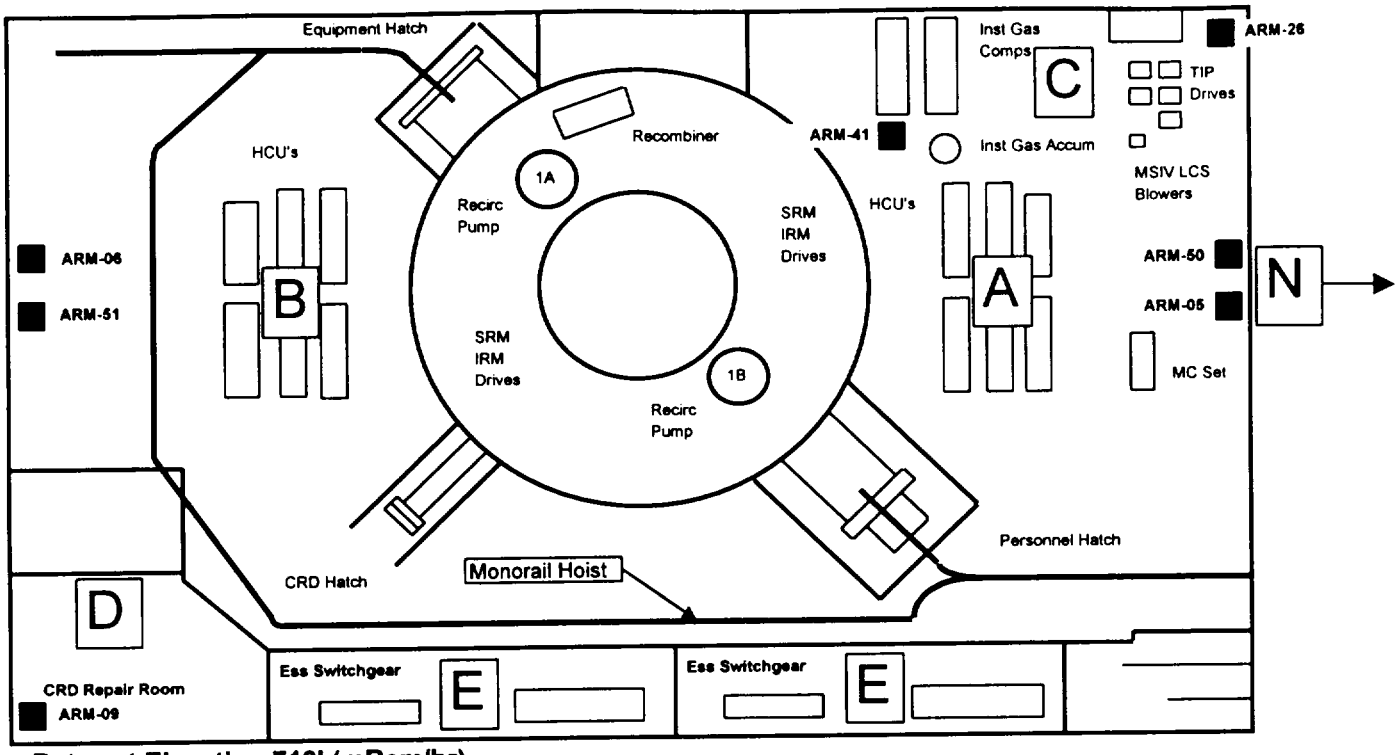

Dose Rates at Elevation 719' (mRem/hr)

Location	Map Area	15:15	15:30	15:45	16:00	16:15	16:30	16:45	17:00
CRD North	A	5.06E-01	5.06E-01	5.06E-01	5.06E-01	5.06E-01	5.06E-01	5.06E-01	5.06E-0
CRD South	B	5.05E-01	5.05E-01	5.05E-01	5.05E-01	5.05E-01	5.05E-01	5.05E-01	5.05E-01
IG/TIP Drive Area	C	5.05E-01	5.05E-01	5.05E-01	5.05E-01	5.05E-01	5.05E-01	5.05E-01	5.05E-01
CRD Repair Room	D	5.04E-01	5.04E-01	5.04E-01	5.04E-01	5.04E-01	5.04E-01	5.04E-01	5.04E-01
Switchgear Room	E	5.04E-01	5.04E-01	5.04E-01	5.04E-01	5.04E-01	5.04E-01	5.04E-01	5.04E-01

Location	Area	17:15	17:30	17:45	18:00	18:15	18:30	18:45	19:00
CRD North	A	1.40E+02	1.28E+02	1.16E+02	1.06E+02	9.72E+01	8.88E+01	9.02E+01	1.09E+02
CRD South	B	1.40E+02	1.28E+02	1.16E+02	1.06E+02	9.72E+01	8.88E+01	8.99E+01	1.08E+02
IG/TIP Drive Area	C	5.05E-01	5.05E-01	5.05E-01	5.05E-01	5.05E-01	5.05E-01	8.26E+00	3.07E+01
CRD Repair Room	D	5.04E-01	5.04E-01	5.04E-01	5.04E-01	5.04E-01	5.04E-01	6.97E+00	2.56E+01
Switchgear Room	E	5.04E-01	5.04E-01	5.04E-01	5.04E-01	5.04E-01	5.04E-01	7.29E+00	2.69E+01

Location	Area	19:15	19:30	19:45	20:00	20:15	20:30	20:45	21:00
CRD North	A	1.35E+02	1.63E+02	1.91E+02	6.53E+02	3.65E+03	7.98E+03	1.20E+04	1.52E+04
CRD South	B	1.33E+02	1.60E+02	1.86E+02	6.32E+02	3.53E+03	7.70E+03	1.16E+04	1.47E+04
IG/TIP Drive Area	C	5.84E+01	8.74E+01	1.16E+02	5.16E+02	3.09E+03	6.80E+03	1.03E+04	1.30E+04
CRD Repair Room	D	4.88E+01	7.29E+01	9.65E+01	4.30E+02	2.58E+03	5.67E+03	8.58E+03	1.08E+04
Switchgear Room	E	5.12E+01	7.66E+01	1.01E+02	4.52E+02	2.71E+03	5.95E+03	9.01E+03	1.14E+04

Location	Area	21:15	21:30	21:45	22:00	22:15	22:30	22:45	23:00
CRD North	A	1.78E+04	1.97E+04	2.09E+04	2.16E+04	2.21E+04	2.24E+04	2.26E+04	2.26E+04
CRD South	B	1.72E+04	1.90E+04	2.01E+04	2.09E+04	2.14E+04	2.16E+04	2.18E+04	2.18E+04
IG/TIP Drive Area	C	1.52E+04	1.68E+04	1.79E+04	1.85E+04	1.90E+04	1.92E+04	1.93E+04	1.93E+04
CRD Repair Room	D	1.27E+04	1.40E+04	1.49E+04	1.54E+04	1.58E+04	1.60E+04	1.61E+04	1.61E+04
Switchgear Room	E	1.33E+04	1.47E+04	1.56E+04	1.62E+04	1.66E+04	1.68E+04	1.69E+04	1.69E+04

Unit 1 Reactor Building In-Plant Survey Maps

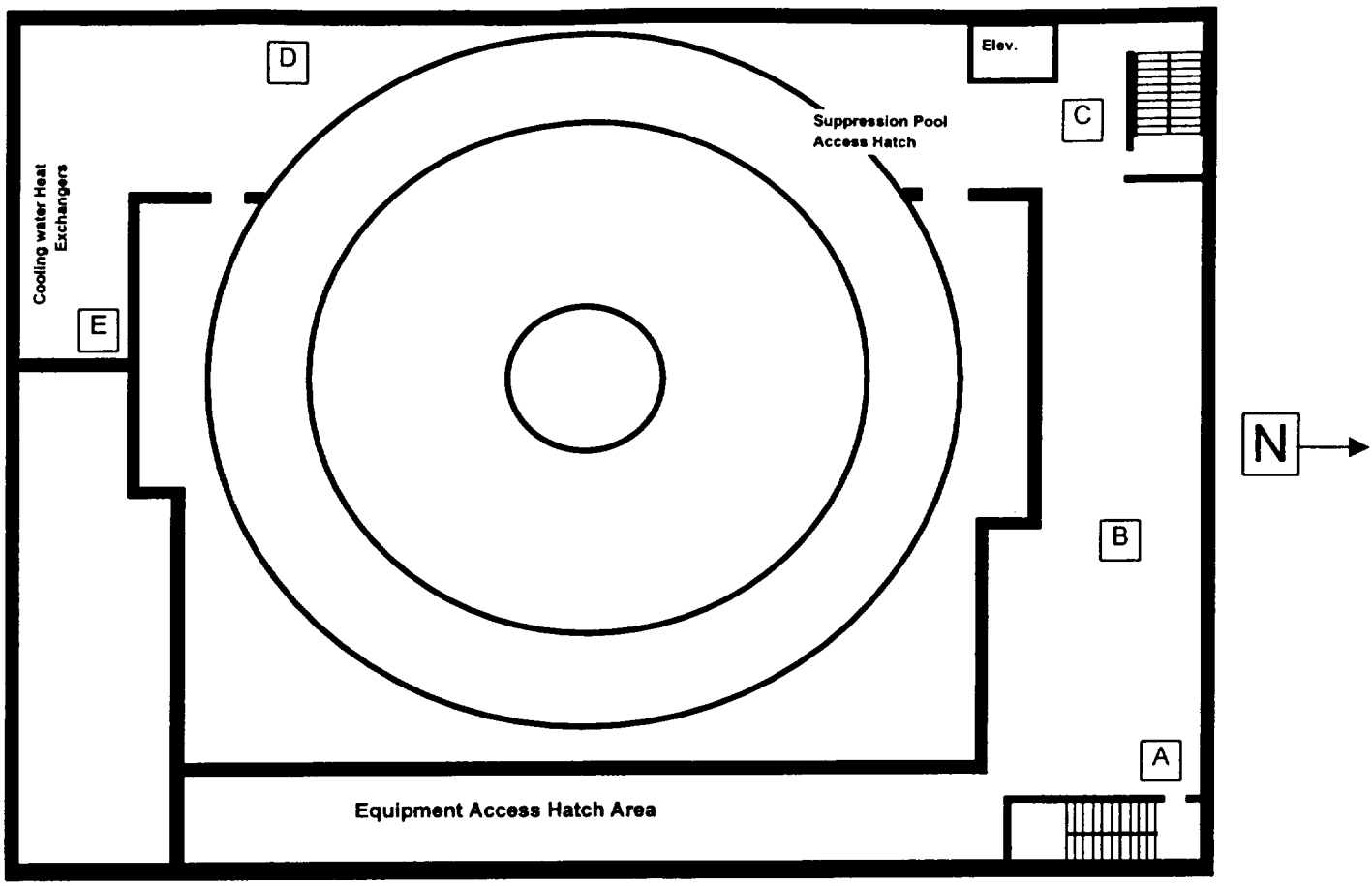

Dose Rates at Elevation 683' (mRem/hr)

Location	Map Area	15:15	15:30	15:45	16:00	16:15	16:30	16:45	17:00
NE Stairwell	A	1.05E-01	1.05E-01	1.05E-01	1.05E-01	1.05E-01	1.05E-01	1.05E-01	1.05E-01
Switchgear Area	B	1.05E-01	1.05E-01	1.05E-01	1.05E-01	1.05E-01	1.05E-01	1.05E-01	1.05E-01
NW Stairwell	C	1.05E-01	1.05E-01	1.05E-01	1.05E-01	1.05E-01	1.05E-01	1.05E-01	1.05E-01
SW Corner	D	1.04E-01	1.04E-01	1.04E-01	1.04E-01	1.04E-01	1.04E-01	1.04E-01	1.04E-01
RBCCW HT Ex. Area	E	1.04E-01	1.04E-01	1.04E-01	1.04E-01	1.04E-01	1.04E-01	1.04E-01	1.04E-01
Location	**Area**	17:15	17:30	17:45	18:00	18:15	18:30	18:45	19:00
NE Stairwell	A	1.05E-01	1.05E-01	1.05E-01	1.05E-01	1.07E-01	1.08E-01	8.19E+00	3.15E+01
Switchgear Area	B	1.05E-01	1.05E-01	1.05E-01	1.06E-01	1.06E-01	1.07E-01	8.83E+00	3.40E+01
NW Stairwell	C	1.05E-01	1.05E-01	1.05E-01	1.05E-01	1.06E-01	1.06E-01	8.18E+00	3.15E+01
SW Corner	D	1.04E-01	1.04E-01	1.04E-01	1.37E-01	2.30E-01	3.55E-01	7.60E+00	2.83E+01
RBCCW HT Ex. Area	E	1.04E-01	1.04E-01	1.04E-01	1.04E-01	1.05E-01	1.06E-01	6.25E+00	2.40E+01
Location	**Area**	19:15	19:30	19:45	20:00	20:15	20:30	20:45	21:00
NE Stairwell	A	6.04E+01	9.07E+01	1.20E+02	5.37E+02	3.22E+03	7.09E+03	1.07E+04	1.35E+04
Switchgear Area	B	6.53E+01	9.79E+01	1.30E+02	5.80E+02	3.48E+03	7.65E+03	1.16E+04	1.46E+04
NW Stairwell	C	6.04E+01	9.07E+01	1.20E+02	5.37E+02	3.22E+03	7.09E+03	1.07E+04	1.35E+04
SW Corner	D	5.38E+01	8.06E+01	1.07E+02	4.74E+02	2.83E+03	6.24E+03	9.44E+03	1.19E+04
RBCCW HT Ex. Area	E	4.60E+01	6.89E+01	9.13E+01	4.08E+02	2.45E+03	5.39E+03	8.15E+03	1.03E+04
Location	**Area**	21:15	21:30	21:45	22:00	22:15	22:30	22:45	23:00
NE Stairwell	A	1.59E+04	1.75E+04	1.86E+04	1.93E+04	1.97E+04	2.00E+04	2.01E+04	2.01E+04
Switchgear Area	B	1.72E+04	1.89E+04	2.01E+04	2.08E+04	2.13E+04	2.16E+04	2.17E+04	2.18E+04
NW Stairwell	C	1.59E+04	1.75E+04	1.86E+04	1.93E+04	1.97E+04	2.00E+04	2.01E+04	2.01E+04
SW Corner	D	1.40E+04	1.54E+04	1.64E+04	1.70E+04	1.74E+04	1.76E+04	1.77E+04	1.77E+04
RBCCW HT Ex. Area	E	1.21E+04	1.33E+04	1.41E+04	1.47E+04	1.50E+04	1.52E+04	1.53E+04	1.53E+04

Unit 1 Reactor Building In-Plant Survey Maps

Reactor Building Elevation 670

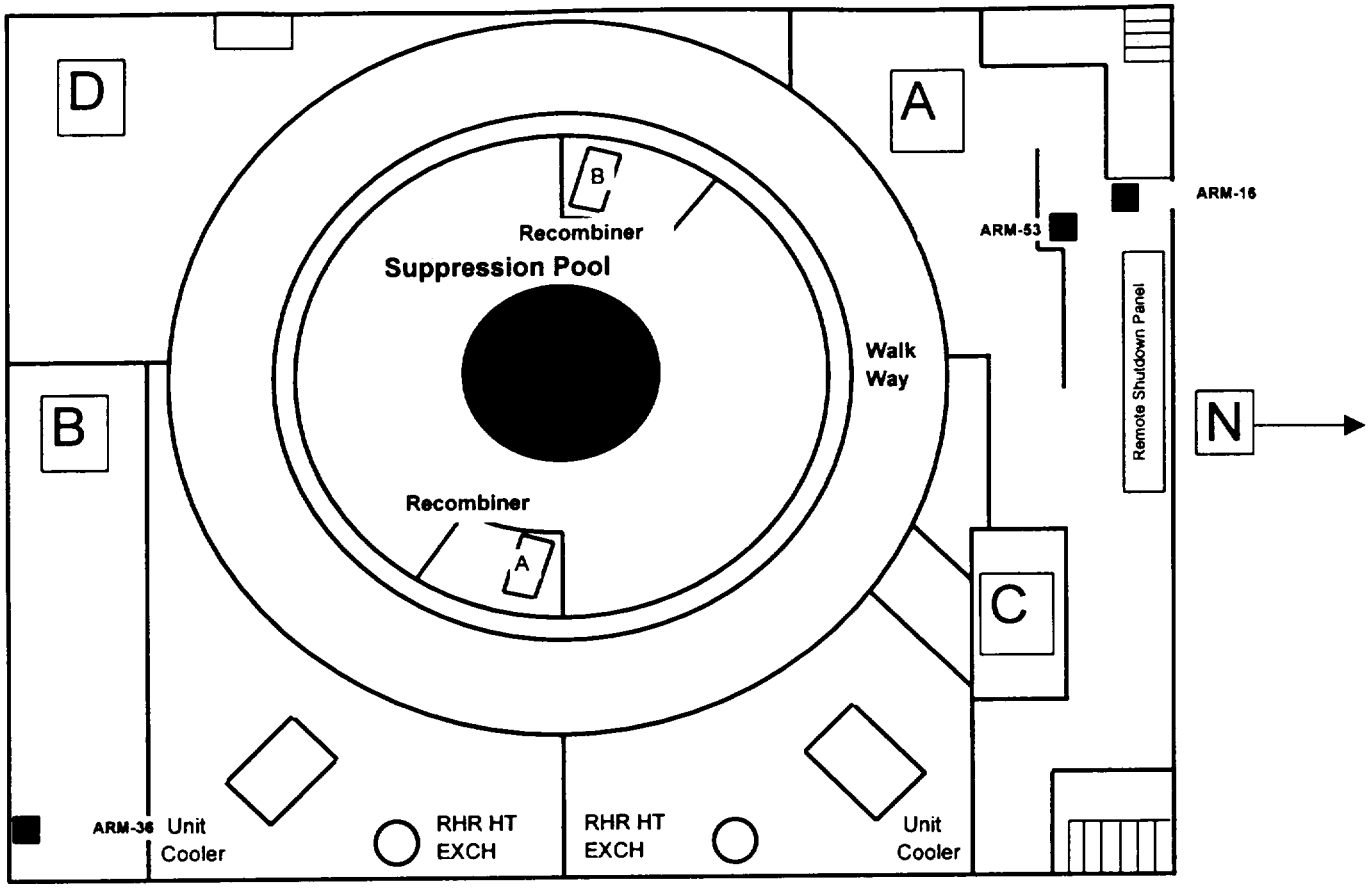

Dose Rates at Elevation 670' (mRem/hr) **TIME**

Location	Map Area	15:15	15:30	15:45	16:00	16:15	16:30	16:45	17:00
Rem. Shutdown Rm	A	1.05E-01	1.05E-01	1.05E-01	1.05E-01	1.05E-01	1.05E-01	1.05E-01	1.05E-01
U-1 RR Access Bay	B	1.04E-01	1.04E-01	1.04E-01	1.04E-01	1.04E-01	1.04E-01	1.04E-01	1.04E-01
HPCI/RCIC Tunnel	C	2.12E-01	2.12E-01	2.12E-01	2.12E-01	2.12E-01	2.12E-01	2.12E-01	2.12E-01
SW Corner	D	1.04E-01	1.04E-01	1.04E-01	1.04E-01	1.04E-01	1.04E-01	1.04E-01	1.04E-01
Location	**Area**	17:15	17:30	17:45	18:00	18:15	18:30	18:45	19:00
Rem. Shutdown Rm	A	1.05E-01	1.05E-01	1.05E-01	2.00E+01	3.99E+01	4.91E+01	6.17E+01	8.83E+01
U-1 RR Access Bay	B	1.04E-01	1.04E-01	1.04E-01	1.88E-01	2.72E-01	3.10E-01	7.44E+00	2.80E+01
HPCI/RCIC Tunnel	C	2.11E+02	1.86E+02	1.69E+02	8.31E+03	7.65E+03	7.08E+03	6.59E+03	6.18E+03
SW Corner	D	1.04E-01	1.04E-01	1.04E-01	2.20E+01	4.39E+01	5.40E+01	6.61E+01	9.02E+01
Location	**Area**	19:15	19:30	19:45	20:00	20:15	20:30	20:45	21:00
Rem. Shutdown Rm	A	1.20E+02	1.51E+02	1.82E+02	5.97E+02	3.28E+03	7.15E+03	1.08E+04	1.36E+04
U-1 RR Access Bay	B	5.34E+01	8.00E+01	1.06E+02	4.73E+02	2.83E+03	6.24E+03	9.44E+03	1.19E+04
HPCI/RCIC Tunnel	C	5.83E+03	5.52E+03	5.26E+03	5.35E+03	7.37E+03	1.04E+04	1.33E+04	1.55E+04
SW Corner	D	1.18E+02	1.46E+02	1.73E+02	5.38E+02	2.90E+03	6.30E+03	9.50E+03	1.20E+04
Location	**Area**	21:15	21:30	21:45	22:00	22:15	22:30	22:45	23:00
Rem. Shutdown Rm	A	1.59E+04	1.76E+04	1.86E+04	1.94E+04	1.98E+04	2.01E+04	2.02E+04	2.02E+04
U-1 RR Access Bay	B	1.40E+04	1.54E+04	1.64E+04	1.70E+04	1.74E+04	1.76E+04	1.77E+04	1.77E+04
HPCI/RCIC Tunnel	C	1.73E+04	1.85E+04	1.93E+04	1.98E+04	2.00E+04	2.01E+04	2.01E+04	2.01E+04
SW Corner	D	1.40E+04	1.55E+04	1.64E+04	1.70E+04	1.74E+04	1.77E+04	1.78E+04	1.78E+04

Unit 1 Reactor Building In-Plant Survey Maps

Reactor Building Elevation 645

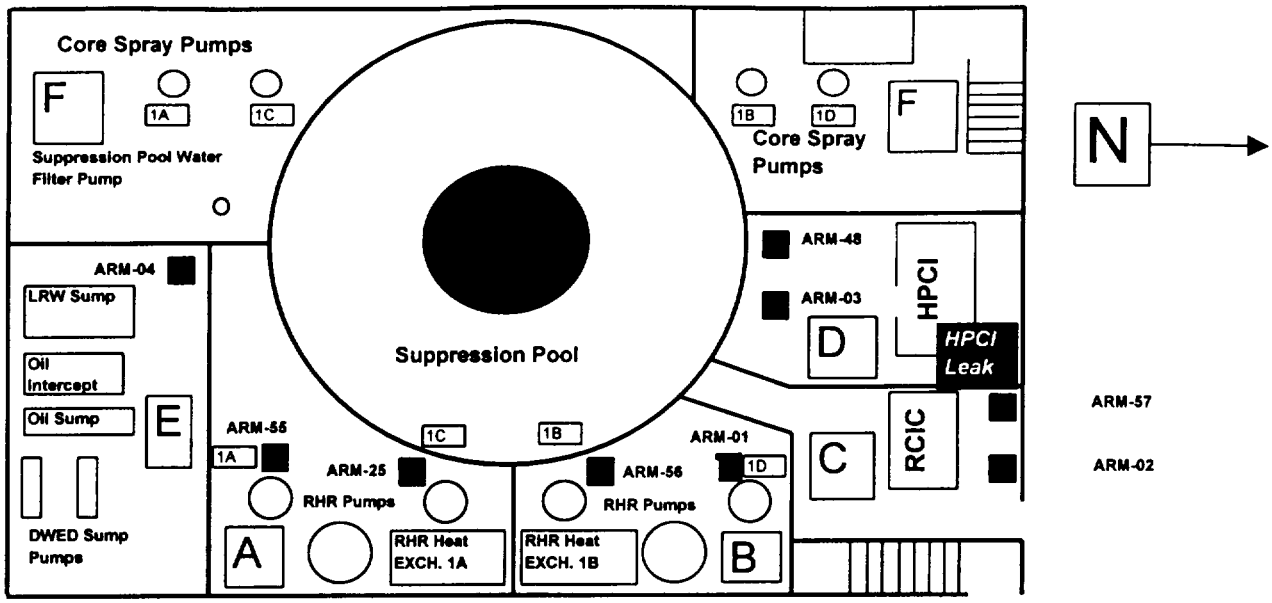

Dose Rates at Elevation 645' (mRem/hr)

Location	Map Area	15:15	15:30	15:45	16:00	16:15	16:30	16:45	17:00
RHR Room A	A	1.30E+01	1.30E+01	1.30E+01	1.30E+01	1.30E+01	1.30E+01	1.30E+01	1.30E+01
RHR Room B	B	8.51E+00	8.51E+00	8.51E+00	8.51E+00	8.51E+00	8.51E+00	8.51E+00	8.51E+00
RCIC Room	C	1.04E-01	1.04E-01	1.04E-01	1.04E-01	1.04E-01	1.04E-01	1.04E-01	1.04E-01
HPCI Room	D	1.01E+00	1.01E+00	1.01E+00	1.01E+00	1.01E+00	1.01E+00	1.01E+00	1.02E+00
RB/RW Sump Area	E	2.30E+00	2.30E+00	2.30E+00	2.30E+00	2.30E+00	2.30E+00	2.30E+00	2.30E+00
Core Spray	F	1.04E-01	1.04E-01	1.04E-01	1.04E-01	1.04E-01	1.04E-01	1.05E-01	1.05E-01
Location	**Area**	17:15	17:30	17:45	18:00	18:15	18:30	18:45	19:00
RHR Room A	A	1.30E+01	1.30E+01	1.30E+01	9.21E+01	2.11E+02	2.57E+02	2.88E+02	3.30E+02
RHR Room B	B	8.51E+00	8.51E+00	8.51E+00	8.68E+01	2.05E+02	2.50E+02	2.81E+02	3.22E+02
RCIC Room	C	1.04E-01	1.04E-01	1.04E-01	3.68E+00	7.28E+00	8.92E+00	1.62E+01	3.57E+01
HPCI Room	D	2.52E+02	2.23E+02	2.02E+02	1.28E+04	1.12E+04	1.01E+04	9.16E+03	8.40E+03
RB/RW Sump Area	E	2.30E+00	2.30E+00	2.30E+00	2.90E+00	3.50E+00	3.77E+00	1.17E+01	3.42E+01
Core Spray	F	1.05E-01	1.05E-01	1.05E-01	9.95E+01	1.99E+02	2.45E+02	2.75E+02	3.12E+02
Location	**Area**	19:15	19:30	19:45	20:00	20:15	20:30	20:45	21:00
RHR Room A	A	3.74E+02	4.16E+02	4.54E+02	8.98E+02	3.82E+03	8.12E+03	1.22E+04	1.55E+04
RHR Room B	B	3.64E+02	4.05E+02	4.42E+02	8.70E+02	3.69E+03	7.82E+03	1.18E+04	1.49E+04
RCIC Room	C	5.97E+01	8.50E+01	1.10E+02	4.44E+02	2.61E+03	5.76E+03	8.76E+03	1.11E+04
HPCI Room	D	7.77E+03	7.22E+03	6.75E+03	6.73E+03	9.07E+03	1.25E+04	1.61E+04	1.89E+04
RB/RW Sump Area	E	6.21E+01	9.12E+01	1.20E+02	5.20E+02	3.10E+03	6.82E+03	1.03E+04	1.30E+04
Core Spray	F	3.49E+02	3.83E+02	4.14E+02	7.72E+02	3.12E+03	6.55E+03	9.77E+03	1.23E+04
Location	**Area**	21:15	21:30	21:45	22:00	22:15	22:30	22:45	23:00
RHR Room A	A	1.83E+04	2.15E+04	2.19E+04	2.30E+04	2.38E+04	2.44E+04	2.48E+04	2.51E+04
RHR Room B	B	1.75E+04	2.04E+04	2.08E+04	2.18E+04	2.25E+04	2.30E+04	2.34E+04	2.36E+04
RCIC Room	C	1.32E+04	1.54E+04	1.57E+04	1.64E+04	1.69E+04	1.73E+04	1.75E+04	1.77E+04
HPCI Room	D	2.13E+04	2.39E+04	2.42E+04	2.50E+04	2.56E+04	2.60E+04	2.63E+04	2.65E+04
RB/RW Sump Area	E	1.53E+04	1.69E+04	1.79E+04	1.86E+04	1.91E+04	1.93E+04	1.95E+04	1.95E+04
Core Spray	F	1.44E+04	1.58E+04	1.68E+04	1.75E+04	1.79E+04	1.81E+04	1.83E+04	1.83E+04

Unit 1 Turbine Building Radiation Survey Maps

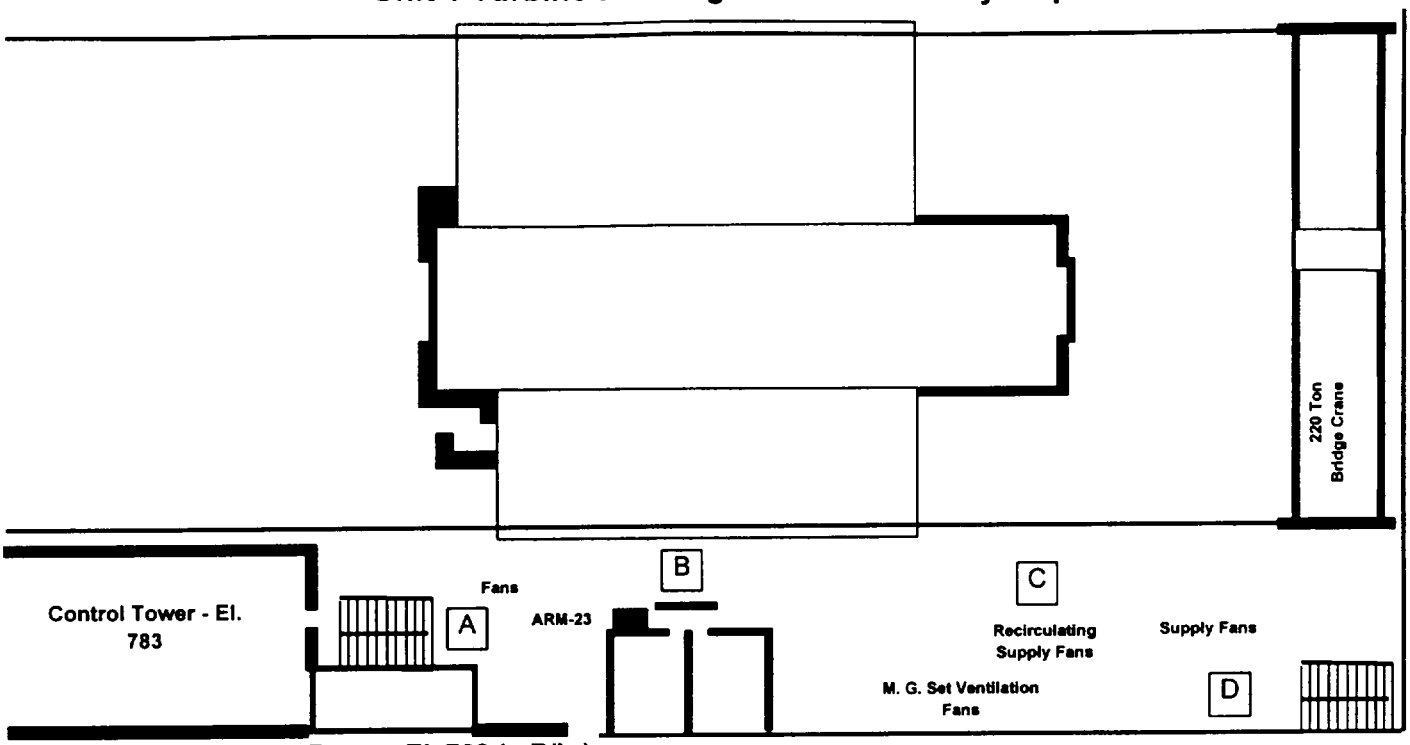

Turbine Building Dose Rates - El. 762 (mR/hr)

Location	Map Area	15:15	15:30	15:45	Time 16:00	16:15	16:30	16:45	17:00
South Stairway	A	3.04E-01	3.04E-01	3.04E-01	3.04E-01	3.04E-01	3.04E-01	3.04E-01	3.04E-01
TB Chiller Area	B	3.51E-01	3.51E-01	3.51E-01	3.51E-01	3.51E-01	3.51E-01	3.51E-01	3.51E-01
MG Set Fan Area	C	3.30E-01	3.30E-01	3.30E-01	3.30E-01	3.30E-01	3.30E-01	3.30E-01	3.30E-01
NE Stairs	D	3.25E-01	3.25E-01	3.25E-01	3.25E-01	3.25E-01	3.25E-01	3.25E-01	3.25E-01

Location	Map Area	17:15	17:30	17:45	Time 18:00	18:15	18:30	18:45	19:00
South Stairway	A	7.41E-01	1.09E+00	1.37E+00	3.09E+01	5.99E+01	7.98E+01	9.44E+01	1.05E+02
TB Chiller Area	B	1.28E+00	2.03E+00	2.62E+00	6.53E+01	1.27E+02	1.69E+02	2.00E+02	2.23E+02
MG Set Fan Area	C	1.24E+00	1.97E+00	2.56E+00	6.40E+01	1.24E+02	1.66E+02	1.96E+02	2.18E+02
NE Stairs	D	7.80E-01	1.15E+00	1.44E+00	3.22E+01	6.24E+01	8.32E+01	9.83E+01	1.09E+02

Location	Map Area	19:15	19:30	19:45	Time 20:00	20:15	20:30	20:45	21:00
South Stairway	A	1.12E+02	1.18E+02	1.21E+02	1.23E+02	1.24E+02	1.24E+02	1.20E+02	1.16E+02
TB Chiller Area	B	2.39E+02	2.50E+02	2.57E+02	2.62E+02	2.65E+02	2.65E+02	2.56E+02	2.48E+02
MG Set Fan Area	C	2.34E+02	2.45E+02	2.52E+02	2.57E+02	2.59E+02	2.59E+02	2.50E+02	2.42E+02
NE Stairs	D	1.17E+02	1.23E+02	1.26E+02	1.28E+02	1.30E+02	1.30E+02	1.25E+02	1.21E+02

Location	Map Area	21:15	21:30	21:45	Time 22:00	22:15	22:30	22:45	23:00
South Stairway	A	1.12E+02	1.08E+02	1.05E+02	1.02E+02	9.95E+01	9.69E+01	9.45E+01	9.23E+01
TB Chiller Area	B	2.40E+02	2.33E+02	2.27E+02	2.21E+02	2.15E+02	2.10E+02	2.04E+02	2.00E+02
MG Set Fan Area	C	2.34E+02	2.27E+02	2.20E+02	2.14E+02	2.09E+02	2.03E+02	1.98E+02	1.94E+02
NE Stairs	D	1.17E+02	1.13E+02	1.10E+02	1.07E+02	1.04E+02	1.02E+02	9.92E+01	9.68E+01

Unit 1 Turbine Building Radiation Survey Maps

2000 -Biennial Exercise 11/02/2000

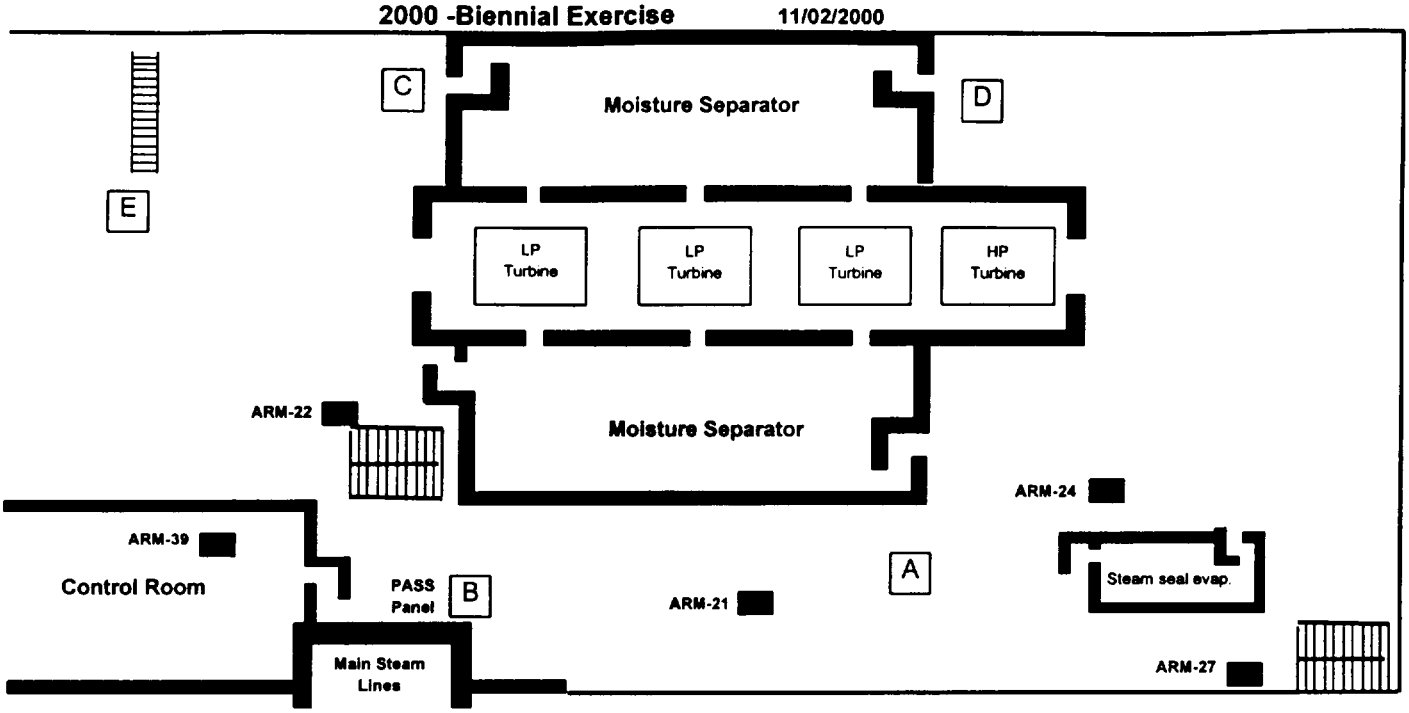

Turbine Building Dose Rates at Elevation 729' (mRem/hr)

Location	Map Area	Time 15:15	15:30	15:45	16:00	16:15	16:30	16:45	17:00
Near Motor Generators	A	9.05E-01	9.05E-01	9.05E-01	9.05E-01	9.05E-01	9.05E-01	9.05E-01	9.05E-01
PASS Panel	B	8.06E-01	8.06E-01	8.06E-01	8.06E-01	8.06E-01	8.06E-01	8.06E-01	8.06E-01
S Entr. to W Moist. Sep.	C	4.05E-01	4.05E-01	4.05E-01	4.05E-01	4.05E-01	4.05E-01	4.05E-01	4.05E-01
N Entr. to W Moist. Sep.	D	8.04E-01	8.04E-01	8.04E-01	8.04E-01	8.04E-01	8.04E-01	8.04E-01	8.04E-01
Stairs-near Air Coolers	E	6.06E-01	6.06E-01	6.06E-01	6.06E-01	6.06E-01	6.06E-01	6.06E-01	6.06E-01

Location	Map Area	Time 17:15	17:30	17:45	18:00	18:15	18:30	18:45	19:00
Near Motor Generators	A	9.96E-01	1.07E+00	1.13E+00	7.27E+00	1.33E+01	1.75E+01	2.05E+01	2.27E+01
PASS Panel	B	9.15E-01	1.00E+00	1.07E+00	8.45E+00	1.57E+01	2.07E+01	2.43E+01	2.70E+01
S Entr. to W Moist. Sep.	C	4.86E-01	5.52E-01	6.05E-01	6.14E+00	1.16E+01	1.53E+01	1.80E+01	2.00E+01
N Entr. to W Moist. Sep.	D	8.85E-01	9.49E-01	1.00E+00	6.41E+00	1.17E+01	1.54E+01	1.81E+01	2.00E+01
Stairs-near Air Coolers	E	7.06E-01	7.86E-01	8.51E-01	7.61E+00	1.43E+01	1.88E+01	2.22E+01	2.46E+01

Location	Map Area	Time 19:15	19:30	19:45	20:00	20:15	20:30	20:45	21:00
Near Motor Generators	A	2.43E+01	2.54E+01	2.61E+01	2.66E+01	2.71E+01	2.74E+01	2.68E+01	2.63E+01
PASS Panel	B	2.88E+01	3.01E+01	3.10E+01	3.15E+01	3.18E+01	3.18E+01	3.07E+01	2.96E+01
S Entr. to W Moist. Sep.	C	2.14E+01	2.24E+01	2.31E+01	2.35E+01	2.37E+01	2.36E+01	2.28E+01	2.20E+01
N Entr. to W Moist. Sep.	D	2.14E+01	2.23E+01	2.30E+01	2.34E+01	2.36E+01	2.36E+01	2.28E+01	2.21E+01
Stairs-near Air Coolers	E	2.63E+01	2.75E+01	2.83E+01	2.88E+01	2.92E+01	2.93E+01	2.84E+01	2.75E+01

Location	Map Area	Time 21:15	21:30	21:45	22:00	22:15	22:30	22:45	23:00
Near Motor Generators	A	2.57E+01	2.51E+01	2.46E+01	2.41E+01	2.35E+01	2.30E+01	2.25E+01	2.21E+01
PASS Panel	B	2.87E+01	2.79E+01	2.71E+01	2.63E+01	2.57E+01	2.50E+01	2.44E+01	2.39E+01
S Entr. to W Moist. Sep.	C	2.13E+01	2.06E+01	2.01E+01	1.95E+01	1.90E+01	1.85E+01	1.81E+01	1.76E+01
N Entr. to W Moist. Sep.	D	2.15E+01	2.09E+01	2.03E+01	1.98E+01	1.93E+01	1.88E+01	1.84E+01	1.80E+01
Stairs-near Air Coolers	E	2.68E+01	2.60E+01	2.54E+01	2.47E+01	2.41E+01	2.35E+01	2.30E+01	2.25E+01

Unit 1 Turbine Building Radiation Survey Maps

2000 -Biennial Exercise 11/02/2000

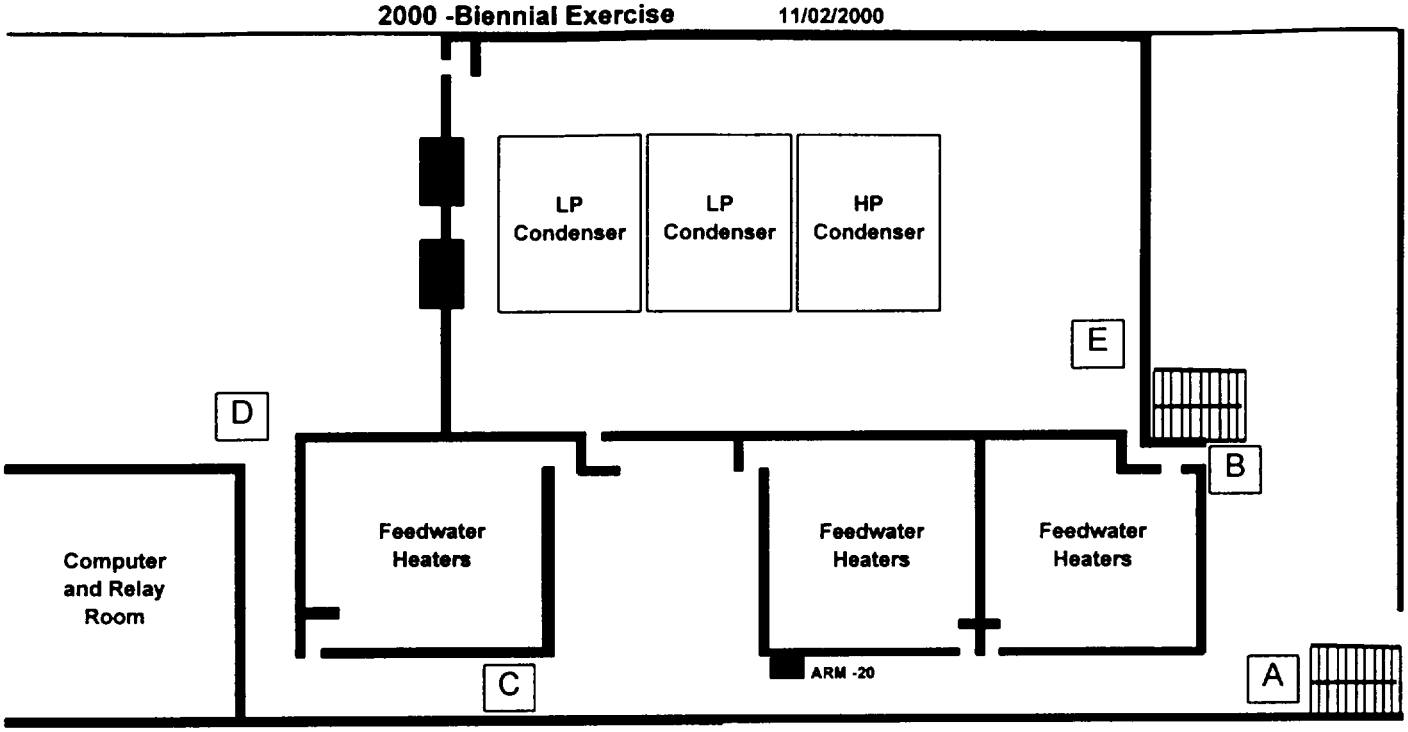

Turbine Building Dose Rates at Elevation 699' (mRem/hr)

Location	Map Area	15:15	15:30	15:45	16:00	16:15	16:30	16:45	17:00
Stairs near FW Heaters	A	4.70E-01	4.70E-01	4.70E-01	4.70E-01	4.70E-01	4.70E-01	4.70E-01	4.70E-01
Stairs near Condensers	B	6.00E-01	6.00E-01	6.00E-01	6.00E-01	6.00E-01	6.00E-01	6.00E-01	6.00E-01
Hallway by FW Heaters	C	3.90E-01	3.90E-01	3.90E-01	3.90E-01	3.90E-01	3.90E-01	3.90E-01	3.90E-01
Outside Comp. Room	D	4.40E-01	4.40E-01	4.40E-01	4.40E-01	4.40E-01	4.40E-01	4.40E-01	4.40E-01
Inside Cond. Room	E	5.25E+03	5.25E+03	5.25E+03	5.25E+03	5.25E+03	5.25E+03	5.25E+03	5.25E+03

Location	Map Area	17:15	17:30	17:45	18:00	18:15	18:30	18:45	19:00
Stairs near FW Heaters	A	1.75E+00	2.77E+00	3.59E+00	8.96E+01	1.74E+02	2.32E+02	2.75E+02	3.06E+02
Stairs near Condensers	B	2.42E+00	3.89E+00	5.06E+00	1.28E+02	2.49E+02	3.32E+02	3.93E+02	4.37E+02
Hallway by FW Heaters	C	9.37E-01	1.38E+00	1.73E+00	3.86E+01	7.48E+01	9.98E+01	1.18E+02	1.31E+02
Outside Comp. Room	D	8.04E-01	1.10E+00	1.33E+00	2.59E+01	5.01E+01	6.67E+01	7.89E+01	8.76E+01
Inside Cond. Room	E	5.26E+03	5.26E+03	5.26E+03	5.63E+03	6.00E+03	6.25E+03	6.43E+03	6.56E+03

Location	Map Area	19:15	19:30	19:45	20:00	20:15.	20:30	20:45	21:00
Stairs near FW Heaters	A	3.28E+02	3.43E+02	3.53E+02	3.59E+02	3.63E+02	3.62E+02	3.49E+02	3.37E+02
Stairs near Condensers	B	4.68E+02	4.89E+02	5.04E+02	5.13E+02	5.18E+02	5.17E+02	4.98E+02	4.80E+02
Hallway by FW Heaters	C	1.41E+02	1.47E+02	1.51E+02	1.54E+02	1.56E+02	1.55E+02	1.50E+02	1.44E+02
Outside Comp. Room	D	9.39E+01	9.82E+01	1.01E+02	1.03E+02	1.04E+02	1.04E+02	9.99E+01	9.64E+01
Inside Cond. Room	E	6.65E+03	6.72E+03	6.76E+03	6.79E+03	6.80E+03	6.80E+03	6.74E+03	6.69E+03

Location	Map Area	21:15	21:30	21:45	22:00	22:15	22:30	22:45	23:00
Stairs near FW Heaters	A	3.26E+02	3.16E+02	3.07E+02	2.98E+02	2.90E+02	2.83E+02	2.76E+02	2.69E+02
Stairs near Condensers	B	4.65E+02	4.50E+02	4.37E+02	4.25E+02	4.14E+02	4.03E+02	3.93E+02	3.83E+02
Hallway by FW Heaters	C	1.40E+02	1.35E+02	1.31E+02	1.28E+02	1.24E+02	1.21E+02	1.18E+02	1.15E+02
Outside Comp. Room	D	9.32E+01	9.04E+01	8.77E+01	8.53E+01	8.30E+01	8.09E+01	7.89E+01	7.70E+01
Inside Cond. Room	E	6.64E+03	6.60E+03	6.56E+03	6.52E+03	6.49E+03	6.46E+03	6.43E+03	6.40E+03

Unit 1 Turbine Building Radiation Survey Maps

2000 -Biennial Exercise 11/02/2000

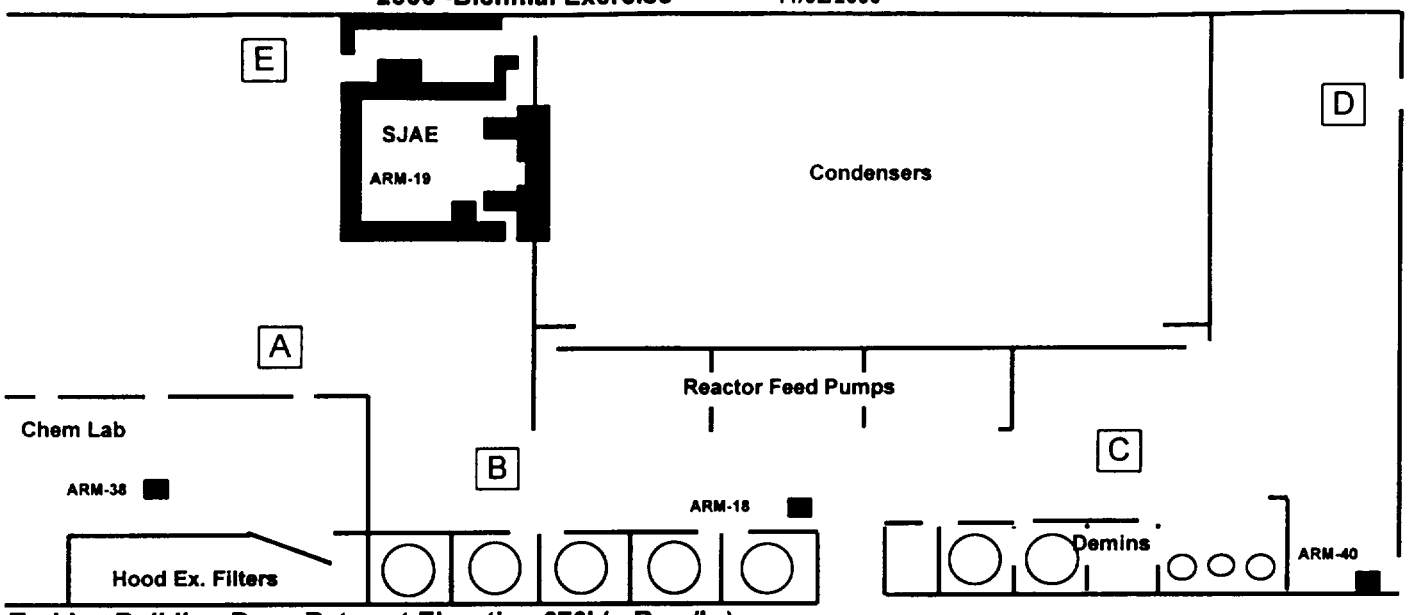

Turbine Building Dose Rates at Elevation 676' (mRem/hr)

Location	Map Area	Time 15:15	15:30	15:45	16:00	16:15	16:30	16:45	17:00
Entrance to Chem Lab	A	3.10E-01	3.10E-01	3.10E-01	3.10E-01	3.10E-01	3.10E-01	3.10E-01	3.10E-01
Near Reactor Fd. Pmps.	B	6.07E-01	6.07E-01	6.07E-01	6.07E-01	6.07E-01	6.07E-01	6.07E-01	6.07E-01
Demineralizers - north	C	4.05E-01	4.05E-01	4.05E-01	4.05E-01	4.05E-01	4.05E-01	4.05E-01	4.05E-01
North Entrance to 676'	D	1.20E-01	1.20E-01	1.20E-01	1.20E-01	1.20E-01	1.20E-01	1.20E-01	1.20E-01
Outside SJAE	E	4.10E-01	4.10E-01	4.10E-01	4.10E-01	4.10E-01	4.10E-01	4.10E-01	4.10E-01

Location	Map Area	Time 17:15	17:30	17:45	18:00	18:15	18:30	18:45	19:00
Entrance to Chem Lab	A	4.83E-01	6.22E-01	7.33E-01	1.24E+01	2.39E+01	3.18E+01	3.76E+01	4.17E+01
Near Reactor Fd. Pmps.	B	7.35E-01	8.37E-01	9.19E-01	9.52E+00	1.80E+01	2.38E+01	2.81E+01	3.11E+01
Demineralizers - north	C	4.96E-01	5.69E-01	6.28E-01	6.77E+00	1.28E+01	1.70E+01	2.00E+01	2.22E+01
North Entrance to 676'	D	4.84E-01	7.78E-01	1.01E+00	2.56E+01	4.98E+01	6.64E+01	7.85E+01	8.73E+01
Outside SJAE	E	5.92E-01	7.39E-01	8.56E-01	1.31E+01	2.52E+01	3.35E+01	3.96E+01	4.40E+01

Location	Map Area	Time 19:15	19:30	19:45	20:00	20:15	20:30	20:45	21:00
Entrance to Chem Lab	A	4.47E+01	4.68E+01	4.81E+01	4.90E+01	4.94E+01	4.93E+01	4.75E+01	4.59E+01
Near Reactor Fd. Pmps.	B	3.33E+01	3.48E+01	3.59E+01	3.66E+01	3.74E+01	3.81E+01	3.75E+01	3.69E+01
Demineralizers - north	C	2.38E+01	2.48E+01	2.56E+01	2.60E+01	2.63E+01	2.62E+01	2.53E+01	2.44E+01
North Entrance to 676'	D	9.36E+01	9.79E+01	1.01E+02	1.03E+02	1.04E+02	1.04E+02	9.99E+01	9.66E+01
Outside SJAE	E	4.71E+01	4.93E+01	5.07E+01	5.16E+01	5.21E+01	5.20E+01	5.01E+01	4.84E+01

Location	Map Area	Time 21:15	21:30	21:45	22:00	22:15	22:30	22:45	23:00
Entrance to Chem Lab	A	4.44E+01	4.30E+01	4.18E+01	4.06E+01	3.95E+01	3.85E+01	3.76E+01	3.67E+01
Near Reactor Fd. Pmps.	B	3.63E+01	3.56E+01	3.49E+01	3.42E+01	3.35E+01	3.28E+01	3.21E+01	3.14E+01
Demineralizers - north	C	2.36E+01	2.29E+01	2.22E+01	2.16E+01	2.11E+01	2.05E+01	2.00E+01	1.95E+01
North Entrance to 676'	D	9.35E+01	9.07E+01	8.81E+01	8.57E+01	8.35E+01	8.13E+01	7.93E+01	7.74E+01
Outside SJAE	E	4.68E+01	4.54E+01	4.41E+01	4.28E+01	4.17E+01	4.06E+01	3.96E+01	3.87E+01

Unit 1 Turbine Building Radiation Survey Maps

2000 -Biennial Exercise 11/02/2000

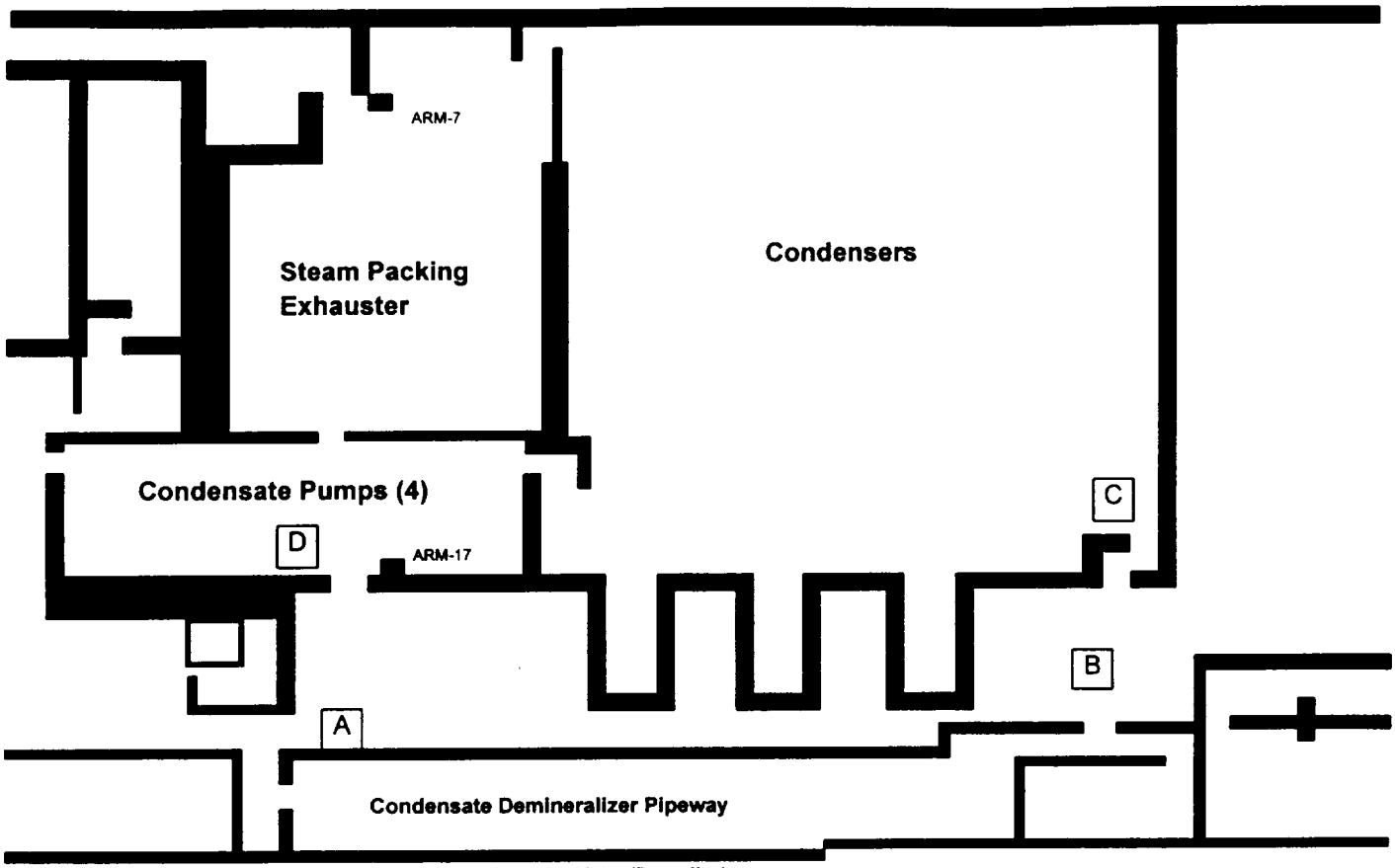

Turbine Building Dose Rates at Elevation 656' (mRem/hr)

Location	Map Area	15:15	15:30	15:45	16:00	16:15	16:30	16:45	17:00
CRD Pump Area	A	4.11E-01	4.11E-01	4.11E-01	4.11E-01	4.11E-01	4.11E-01	4.11E-01	4.11E-01
Condensate Xfer Area	B	3.70E-01	3.70E-01	3.70E-01	3.70E-01	3.70E-01	3.70E-01	3.70E-01	3.70E-01
Condenser Bay	C	2.12E+03	2.12E+03	2.12E+03	2.12E+03	2.12E+03	2.12E+03	2.12E+03	2.12E+03
Condensate Pump Area	D	1.02E+00	1.02E+00	1.02E+00	1.02E+00	1.02E+00	1.02E+00	1.02E+00	1.02E+00

Location	Map Area	17:15	17:30	17:45	18:00	18:15	18:30	18:45	19:00
CRD Pump Area	A	6.11E-01	7.73E-01	9.01E-01	1.44E+01	2.77E+01	3.69E+01	4.35E+01	4.84E+01
Condensate Xfer Area	B	5.52E-01	6.99E-01	8.16E-01	1.31E+01	2.52E+01	3.35E+01	3.96E+01	4.40E+01
Condenser Bay	C	2.12E+03	2.12E+03	2.12E+03	2.21E+03	2.29E+03	2.35E+03	2.40E+03	2.43E+03
Condensate Pump Area	D	1.38E+00	1.68E+00	1.91E+00	2.65E+01	5.07E+01	6.73E+01	7.94E+01	8.82E+01

Location	Map Area	19:15	19:30	19:45	20:00	20:15	20:30	20:45	21:00
CRD Pump Area	A	5.18E+01	5.42E+01	5.58E+01	5.68E+01	5.73E+01	5.72E+01	5.51E+01	5.32E+01
Condensate Xfer Area	B	4.71E+01	4.93E+01	5.07E+01	5.16E+01	5.21E+01	5.20E+01	5.01E+01	4.84E+01
Condenser Bay	C	2.45E+03	2.46E+03	2.47E+03	2.48E+03	2.48E+03	2.48E+03	2.47E+03	2.46E+03
Condensate Pump Area	D	9.45E+01	9.88E+01	1.02E+02	1.03E+02	1.04E+02	1.04E+02	1.00E+02	9.70E+01

Location	Map Area	21:15	21:30	21:45	22:00	22:15	22:30	22:45	23:00
CRD Pump Area	A	5.15E+01	4.99E+01	4.85E+01	4.72E+01	4.59E+01	4.47E+01	4.36E+01	4.26E+01
Condensate Xfer Area	B	4.68E+01	4.54E+01	4.41E+01	4.28E+01	4.17E+01	4.06E+01	3.96E+01	3.87E+01
Condenser Bay	C	2.45E+03	2.44E+03	2.43E+03	2.42E+03	2.41E+03	2.40E+03	2.40E+03	2.39E+03
Condensate Pump Area	D	9.38E+01	9.10E+01	8.83E+01	8.59E+01	8.36E+01	8.15E+01	7.95E+01	7.76E+01

Unit 1 Turbine Building Radiation Survey Maps

Survey Locations - Dose Rate Multipliers												
Location	RCS	Supp. Pool	Wet Well	Dry Well	Reactor Build.	Turbine Build.	RCIC Room	HPCI Room	"A" RHR Room	"B" RHR Room	Main Steam Lines	Back-ground
[redacted]												
South Stairway					2.00E-07	2.40E-01						2.80E-01
TB Chiller Area					1.00E-05	5.10E-01						3.00E-01
MG Set Fan Area					5.00E-06	5.00E-01						2.80E-01
NE Stairs					2.00E-06	2.50E-01						3.00E-01
[redacted]												
Near Motor Generators					5.00E-06	5.00E-02						9.00E-01
PASS Panel					2.00E-07	6.00E-02						8.00E-01
S Entr. to W Moist. Sep.					2.00E-08	4.50E-02						4.00E-01
N Entr. to W Moist. Sep.					8.00E-07	4.40E-02						8.00E-01
Stairs-near Air Coolers					2.00E-06	5.50E-02						6.00E-01
[redacted]												
[redacted]												
Stairs near FW Heaters					2.00E-06	7.00E-01						4.00E-01
Stairs near Condensers					2.00E-12	1.00E+00						5.00E-01
Hallway by FW Heaters					2.10E-07	3.00E-01						3.60E-01
Outside Comp. Room					2.00E-12	2.00E-01						4.20E-01
Inside Cond. Room					2.00E-12	3.00E+00						5.25E+03
[redacted]												
Entrance to Chem Lab					2.00E-10	9.50E-02						3.00E-01
Near Reactor Fd. Pmps.					1.00E-05	7.00E-02						6.00E-01
Demineralizers - north					2.20E-09	5.00E-02						4.00E-01
North Entrance to 676'					1.90E-06	2.00E-01						1.00E-01
Outside SJAE					2.00E-11	1.00E-01						4.00E-01
Inside Chem Lab					2.00E-04	7.00E-04						8.00E-02
[redacted]												
CRD Pump Area					2.00E-07	1.10E-01						4.00E-01
Condensate Xfer Area					8.00E-08	1.00E-01						3.60E-01
Condenser Bay					8.00E-11	7.00E-01						2.12E+03
Condensate Pump Area					2.20E-09	2.00E-01						1.00E+00

Unit 1 - Control Tower Radiation Survey Maps

Control Tower - TSC El. 806 Dose Rates (mR/hr)

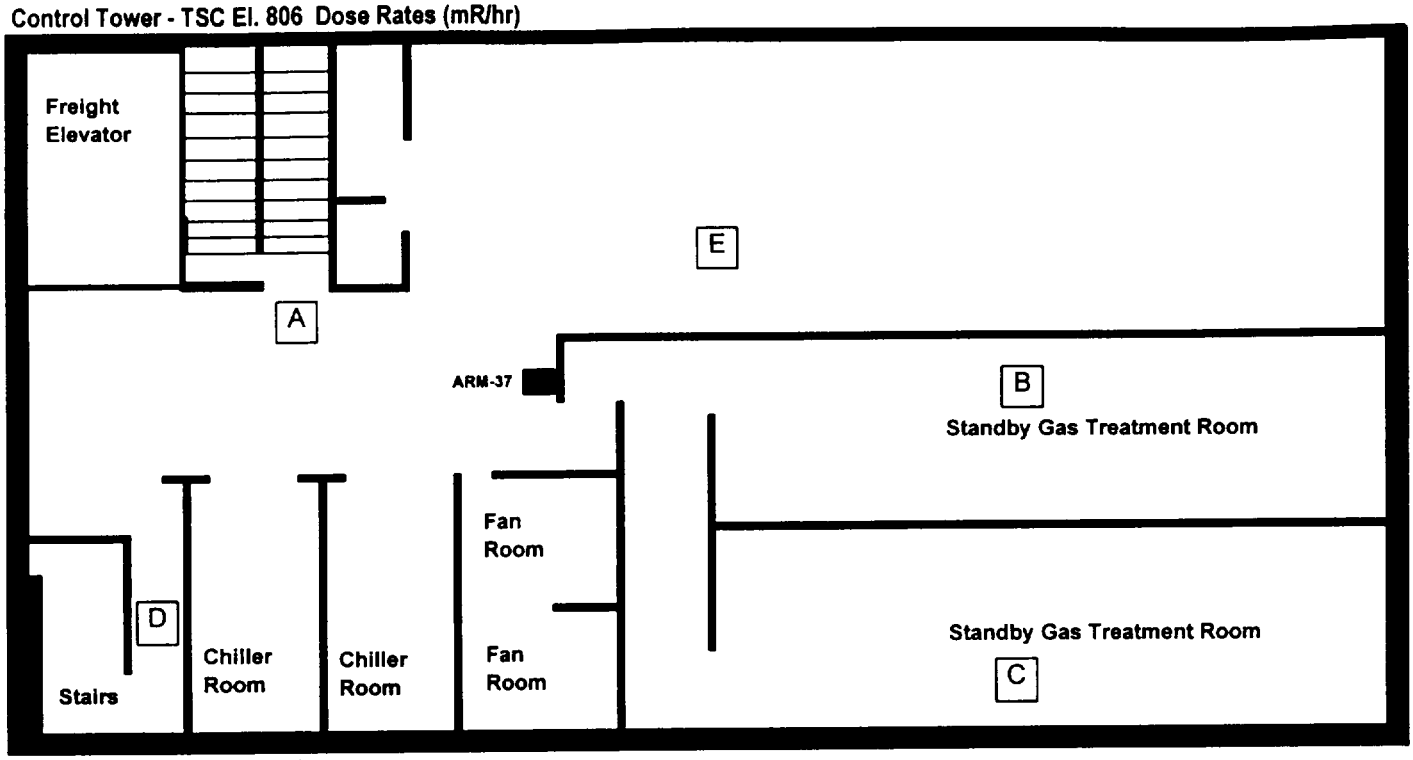

Control Tower - TSC El. 806

Location	Map Area	Time 15:15	15:30	15:45	16:00	16:15	16:30	16:45	17:00
Control Structure Stairs	A	7.00E-02	7.00E-02	7.00E-02	7.00E-02	7.00E-02	7.00E-02	7.00E-02	7.00E-02
"B" SBGT Train	B	7.21E-02	7.21E-02	7.21E-02	7.21E-02	7.21E-02	7.21E-02	7.21E-02	7.21E-02
"A" SBGT Train	C	7.23E-02	7.23E-02	7.23E-02	7.23E-02	7.23E-02	7.23E-02	7.23E-02	7.23E-02
818 Stairwell	D	7.00E-02	7.00E-02	7.00E-02	7.00E-02	7.00E-02	7.00E-02	7.00E-02	7.00E-02
Fan Area	E	7.00E-02	7.00E-02	7.00E-02	7.00E-02	7.00E-02	7.00E-02	7.00E-02	7.00E-02

Location	Map Area	Time 17:15	17:30	17:45	18:00	18:15	18:30	18:45	19:00
Control Structure Stairs	A	7.00E-02	7.00E-02	7.00E-02	7.00E-02	7.00E-02	7.00E-02	7.16E-02	7.63E-02
"B" SBGT Train	B	7.21E-02	7.21E-02	7.21E-02	7.21E-02	7.21E-02	7.21E-02	3.46E+00	1.33E+01
"A" SBGT Train	C	7.23E-02	7.23E-02	7.23E-02	7.23E-02	7.23E-02	7.23E-02	3.79E+00	1.45E+01
818 Stairwell	D	7.00E-02	7.00E-02	7.00E-02	7.00E-02	7.00E-02	7.00E-02	8.62E-02	1.33E-01
Fan Area	E	7.00E-02	7.00E-02	7.00E-02	7.00E-02	7.00E-02	7.00E-02	7.10E-02	7.38E-02

Location	Map Area	Time 19:15	19:30	19:45	20:00	20:15	20:30	20:45	21:00
Control Structure Stairs	A	8.21E-02	8.81E-02	9.40E-02	1.77E-01	7.14E-01	1.49E+00	2.21E+00	2.78E+00
"B" SBGT Train	B	2.54E+01	3.81E+01	5.05E+01	2.26E+02	1.35E+03	2.98E+03	4.50E+03	5.69E+03
"A" SBGT Train	C	2.78E+01	4.17E+01	5.53E+01	2.47E+02	1.48E+03	3.26E+03	4.93E+03	6.23E+03
818 Stairwell	D	1.91E-01	2.51E-01	3.10E-01	1.14E+00	6.51E+00	1.42E+01	2.15E+01	2.72E+01
Fan Area	E	7.72E-02	8.09E-02	8.44E-02	1.34E-01	4.56E-01	9.21E-01	1.36E+00	1.70E+00

Location	Map Area	Time 21:15	21:30	21:45	22:00	22:15	22:30	22:45	23:00
Control Structure Stairs	A	3.25E+00	3.57E+00	3.79E+00	3.93E+00	4.02E+00	4.07E+00	4.10E+00	4.10E+00
"B" SBGT Train	B	6.67E+03	7.36E+03	7.81E+03	8.11E+03	8.29E+03	8.40E+03	8.45E+03	8.46E+03
"A" SBGT Train	C	7.31E+03	8.06E+03	8.55E+03	8.88E+03	9.08E+03	9.20E+03	9.26E+03	9.27E+03
818 Stairwell	D	3.18E+01	3.51E+01	3.73E+01	3.87E+01	3.96E+01	4.01E+01	4.03E+01	4.04E+01
Fan Area	E	1.98E+00	2.17E+00	2.30E+00	2.39E+00	2.44E+00	2.47E+00	2.49E+00	2.49E+00

Unit 1 - Control Tower Radiation Survey Maps

Control Tower - TSC El. 756

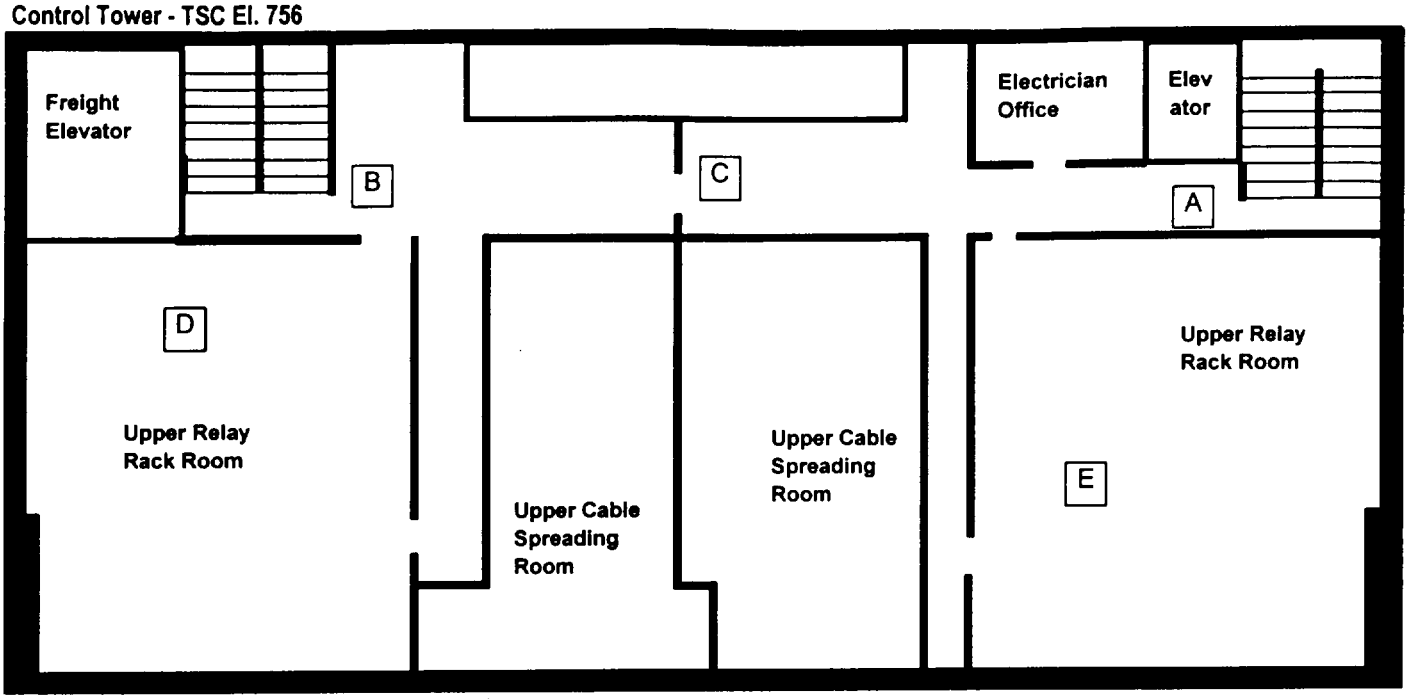

Control Tower - TSC El. 756 Dose Rates (mR/hr)

Location	Map Area	Time 15:15	15:30	15:45	16:00	16:15	16:30	16:45	17:00
NW Stairs	A	1.00E-01	1.00E-01	1.00E-01	1.00E-01	1.00E-01	1.00E-01	1.00E-01	1.00E-01
SW Stairs	B	1.00E-01	1.00E-01	1.00E-01	1.00E-01	1.00E-01	1.00E-01	1.00E-01	1.00E-01
Corridor	C	1.00E-01	1.00E-01	1.00E-01	1.00E-01	1.00E-01	1.00E-01	1.00E-01	1.00E-01
S. Relay Rack Room	D	1.00E-01	1.00E-01	1.00E-01	1.00E-01	1.00E-01	1.00E-01	1.00E-01	1.00E-01
N. Relay Rack Room	E	1.00E-01	1.00E-01	1.00E-01	1.00E-01	1.00E-01	1.00E-01	1.00E-01	1.00E-01

Location	Map Area	Time 17:15	17:30	17:45	18:00	18:15	18:30	18:45	19:00
NW Stairs	A	1.02E-01	1.04E-01	1.05E-01	2.40E-01	3.73E-01	4.65E-01	5.33E-01	5.86E-01
SW Stairs	B	1.03E-01	1.05E-01	1.07E-01	2.91E-01	4.72E-01	5.97E-01	6.90E-01	7.61E-01
Corridor	C	1.02E-01	1.03E-01	1.05E-01	2.27E-01	3.48E-01	4.31E-01	4.94E-01	5.43E-01
S. Relay Rack Room	D	1.01E-01	1.02E-01	1.02E-01	1.64E-01	2.24E-01	2.66E-01	2.98E-01	3.25E-01
N. Relay Rack Room	E	1.01E-01	1.02E-01	1.03E-01	1.70E-01	2.37E-01	2.82E-01	3.18E-01	3.47E-01

Location	Map Area	Time 19:15	19:30	19:45	20:00	20:15	20:30	20:45	21:00
NW Stairs	A	6.26E-01	6.56E-01	6.78E-01	7.71E-01	1.31E+00	2.09E+00	2.79E+00	3.34E+00
SW Stairs	B	8.14E-01	8.53E-01	8.80E-01	9.81E-01	1.55E+00	2.36E+00	3.10E+00	3.66E+00
Corridor	C	5.82E-01	6.10E-01	6.32E-01	7.39E-01	1.38E+00	2.29E+00	3.13E+00	3.78E+00
S. Relay Rack Room	D	3.48E-01	3.65E-01	3.79E-01	4.80E-01	1.10E+00	1.99E+00	2.81E+00	3.45E+00
N. Relay Rack Room	E	3.71E-01	3.89E-01	4.04E-01	5.03E-01	1.11E+00	1.99E+00	2.80E+00	3.42E+00

Location	Map Area	Time 21:15	21:30	21:45	22:00	22:15	22:30	22:45	23:00
NW Stairs	A	3.79E+00	4.10E+00	4.30E+00	4.43E+00	4.50E+00	4.54E+00	4.56E+00	4.55E+00
SW Stairs	B	4.13E+00	4.45E+00	4.66E+00	4.79E+00	4.87E+00	4.91E+00	4.92E+00	4.90E+00
Corridor	C	4.31E+00	4.68E+00	4.92E+00	5.08E+00	5.17E+00	5.22E+00	5.24E+00	5.24E+00
S. Relay Rack Room	D	3.98E+00	4.35E+00	4.60E+00	4.75E+00	4.85E+00	4.90E+00	4.93E+00	4.92E+00
N. Relay Rack Room	E	3.94E+00	4.31E+00	4.54E+00	4.70E+00	4.79E+00	4.84E+00	4.86E+00	4.86E+00

Unit 1 - Control Tower Radiation Survey Maps

Control Tower - TSC El. 741

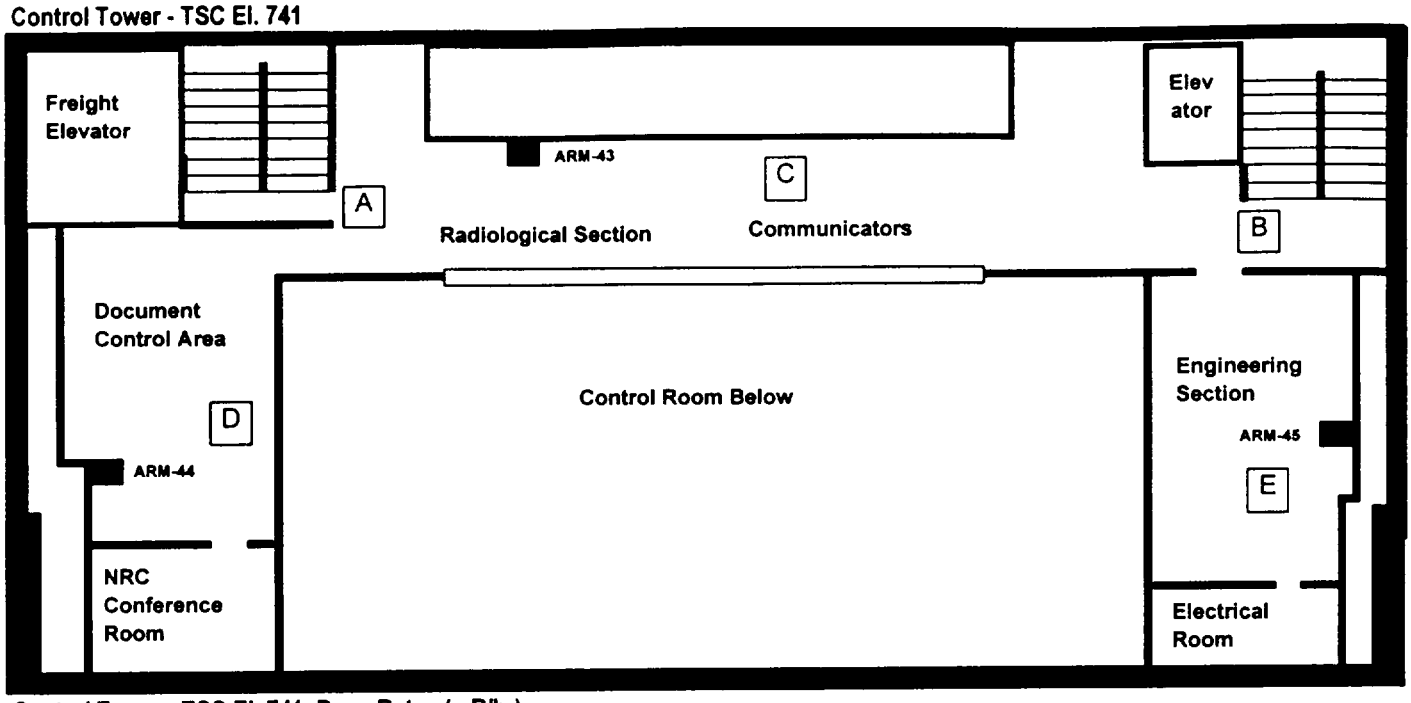

Control Tower - TSC El. 741 Dose Rates (mR/hr)

Location	Map Area	Time 15:15	15:30	15:45	16:00	16:15	16:30	16:45	17:00
Stairwell by Freight El.	A	1.00E-01	1.00E-01	1.00E-01	1.00E-01	1.00E-01	1.00E-01	1.00E-01	1.00E-01
Stairwell by Pass. El.	B	1.00E-01	1.00E-01	1.00E-01	1.00E-01	1.00E-01	1.00E-01	1.00E-01	1.00E-01
Command Area - TSC	C	1.00E-01	1.00E-01	1.00E-01	1.00E-01	1.00E-01	1.00E-01	1.00E-01	1.00E-01
Document Control Area	D	1.00E-01	1.00E-01	1.00E-01	1.00E-01	1.00E-01	1.00E-01	1.00E-01	1.00E-01
Engineering Section	E	1.00E-01	1.00E-01	1.00E-01	1.00E-01	1.00E-01	1.00E-01	1.00E-01	1.00E-01

Location	Map Area	Time 17:15	17:30	17:45	18:00	18:15	18:30	18:45	19:00
Stairwell by Freight El.	A	1.03E-01	1.05E-01	1.07E-01	2.91E-01	4.72E-01	5.97E-01	6.90E-01	7.60E-01
Stairwell by Pass. El.	B	1.02E-01	1.04E-01	1.05E-01	2.40E-01	3.73E-01	4.65E-01	5.33E-01	5.87E-01
Command Area - TSC	C	1.02E-01	1.03E-01	1.05E-01	2.27E-01	3.48E-01	4.31E-01	4.94E-01	5.44E-01
Document Control Area	D	1.02E-01	1.04E-01	1.05E-01	2.40E-01	3.73E-01	4.65E-01	5.35E-01	5.92E-01
Engineering Section	E	1.03E-01	1.05E-01	1.06E-01	2.78E-01	4.48E-01	5.64E-01	6.52E-01	7.24E-01

Location	Map Area	Time 19:15	19:30	19:45	20:00	20:15	20:30	20:45	21:00
Stairwell by Freight El.	A	8.13E-01	8.52E-01	8.79E-01	9.76E-01	1.52E+00	2.29E+00	2.99E+00	3.53E+00
Stairwell by Pass. El.	B	6.27E-01	6.58E-01	6.80E-01	7.82E-01	1.38E+00	2.23E+00	3.01E+00	3.61E+00
Command Area - TSC	C	5.82E-01	6.11E-01	6.32E-01	7.41E-01	1.39E+00	2.32E+00	3.17E+00	3.83E+00
Document Control Area	D	6.38E-01	6.74E-01	7.02E-01	8.78E-01	1.96E+00	3.50E+00	4.94E+00	6.05E+00
Engineering Section	E	7.80E-01	8.23E-01	8.55E-01	1.04E+00	2.18E+00	3.80E+00	5.30E+00	6.46E+00

Location	Map Area	Time 21:15	21:30	21:45	22:00	22:15	22:30	22:45	23:00
Stairwell by Freight El.	A	3.97E+00	4.28E+00	4.47E+00	4.60E+00	4.67E+00	4.71E+00	4.71E+00	4.70E+00
Stairwell by Pass. El.	B	4.10E+00	4.45E+00	4.67E+00	4.81E+00	4.90E+00	4.94E+00	4.96E+00	4.95E+00
Command Area - TSC	C	4.38E+00	4.75E+00	5.00E+00	5.16E+00	5.25E+00	5.30E+00	5.32E+00	5.32E+00
Document Control Area	D	6.96E+00	7.60E+00	8.02E+00	8.29E+00	8.45E+00	8.55E+00	8.58E+00	8.58E+00
Engineering Section	E	7.42E+00	8.09E+00	8.52E+00	8.80E+00	8.97E+00	9.07E+00	9.10E+00	9.10E+00

Unit 1 - Control Tower Radiation Survey Maps

Control Tower - Control Room El. 729

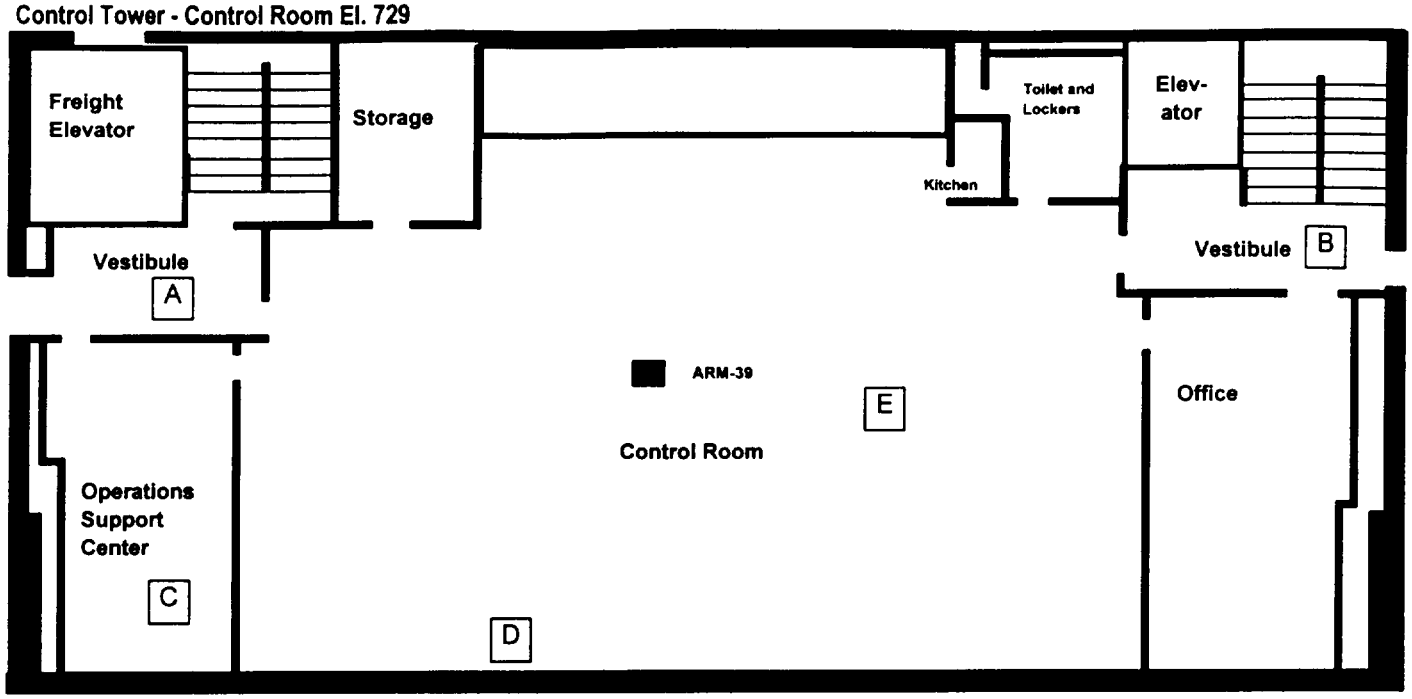

Control Tower - Control Room El. 729 Dose Rates (mR/hr)

Location	Map Area	15:15	15:30	15:45	16:00	16:15	16:30	16:45	17:00
		Time							
Stairwell by Freight El.	A	1.00E-01	1.00E-01	1.00E-01	1.00E-01	1.00E-01	1.00E-01	1.00E-01	1.00E-01
Stairwell by Pass. El.	B	1.00E-01	1.00E-01	1.00E-01	1.00E-01	1.00E-01	1.00E-01	1.00E-01	1.00E-01
OSC	C	1.00E-01	1.00E-01	1.00E-01	1.00E-01	1.00E-01	1.00E-01	1.00E-01	1.00E-01
RB Wall	D	1.00E-01	1.00E-01	1.00E-01	1.00E-01	1.00E-01	1.00E-01	1.00E-01	1.00E-01
General Area	E	1.00E-01	1.00E-01	1.00E-01	1.00E-01	1.00E-01	1.00E-01	1.00E-01	1.00E-01

Location	Map Area	17:15	17:30	17:45	18:00	18:15	18:30	18:45	19:00
		Time							
Stairwell by Pass. El.	A	1.03E-01	1.05E-01	1.07E-01	2.91E-01	4.72E-01	5.97E-01	6.90E-01	7.60E-01
Stairwell by Pass. El.	B	1.02E-01	1.04E-01	1.05E-01	2.40E-01	3.73E-01	4.65E-01	5.33E-01	5.87E-01
OSC	C	1.02E-01	1.03E-01	1.05E-01	2.27E-01	3.48E-01	4.31E-01	4.95E-01	5.49E-01
RB Wall	D	1.02E-01	1.04E-01	1.05E-01	2.40E-01	3.73E-01	4.65E-01	5.35E-01	5.93E-01
General Area	E	1.03E-01	1.05E-01	1.06E-01	2.78E-01	4.48E-01	5.64E-01	6.51E-01	7.18E-01

Location	Map Area	19:15	19:30	19:45	20:00	20:15	20:30	20:45	21:00
		Time							
TB Exit	A	8.13E-01	8.52E-01	8.79E-01	9.76E-01	1.52E+00	2.29E+00	2.99E+00	3.53E+00
Stairwell by Pass. El.	B	6.27E-01	6.58E-01	6.80E-01	7.82E-01	1.38E+00	2.23E+00	3.01E+00	3.61E+00
OSC	C	5.91E-01	6.25E-01	6.51E-01	8.27E-01	1.91E+00	3.45E+00	4.89E+00	6.00E+00
RB Wall	D	6.39E-01	6.76E-01	7.04E-01	8.89E-01	2.02E+00	3.64E+00	5.15E+00	6.32E+00
General Area	E	7.69E-01	8.06E-01	8.34E-01	9.46E-01	1.60E+00	2.52E+00	3.37E+00	4.02E+00

Location	Map Area	21:15	21:30	21:45	22:00	22:15	22:30	22:45	23:00
		Time							
Unit 2 General Area	A	3.97E+00	4.28E+00	4.47E+00	4.60E+00	4.67E+00	4.71E+00	4.71E+00	4.70E+00
Stairwell by Pass. El.	B	4.10E+00	4.45E+00	4.67E+00	4.81E+00	4.90E+00	4.94E+00	4.96E+00	4.95E+00
OSC	C	6.92E+00	7.56E+00	7.97E+00	8.24E+00	8.41E+00	8.51E+00	8.54E+00	8.54E+00
RB Wall	D	7.28E+00	7.95E+00	8.39E+00	8.67E+00	8.85E+00	8.95E+00	8.99E+00	8.98E+00
General Area	E	4.56E+00	4.93E+00	5.17E+00	5.33E+00	5.42E+00	5.47E+00	5.48E+00	5.47E+00

Unit 1 - Control Tower Radiation Survey Maps

Control Tower - Computer and Relay Room El. 698

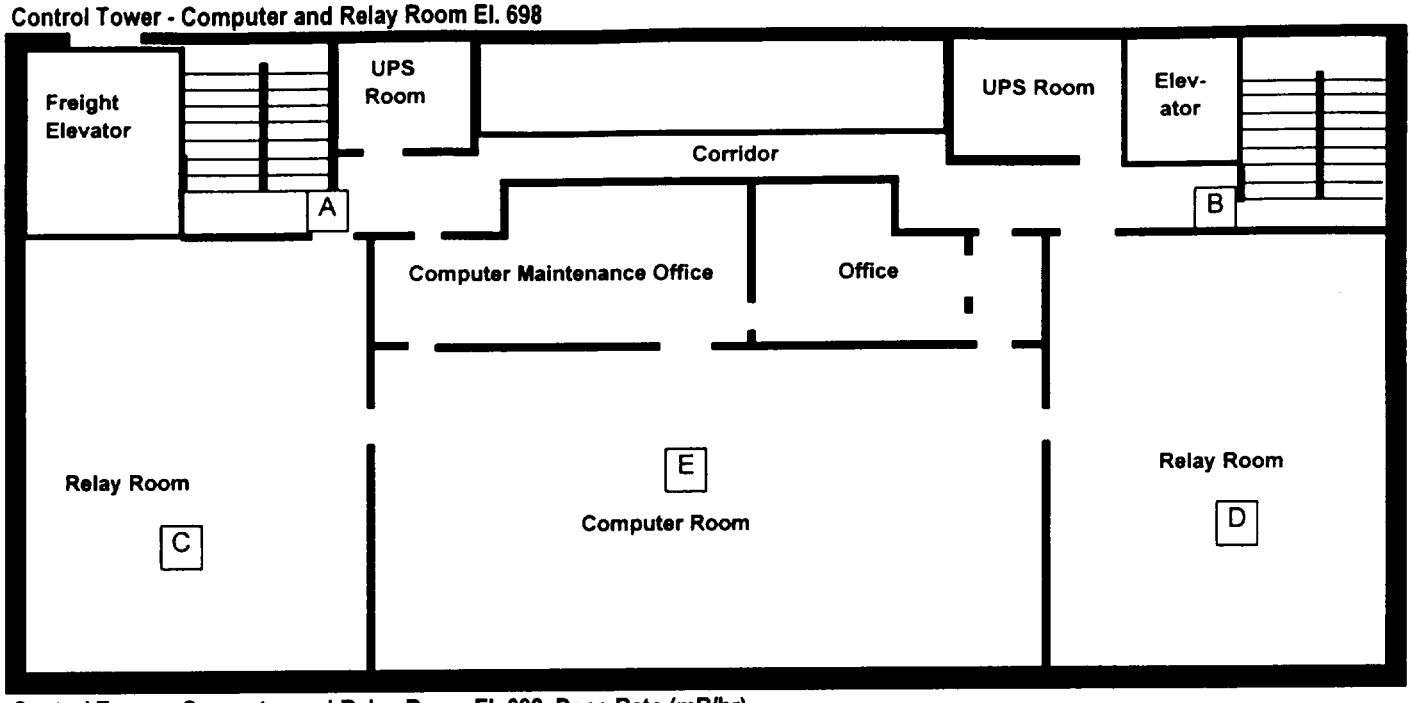

Control Tower - Computer and Relay Room El. 698 Dose Rate (mR/hr)

Location	Map Area	Time 15:15	15:30	15:45	16:00	16:15	16:30	16:45	17:00
Stairwell by Freight El.	A	1.00E-01	1.00E-01	1.00E-01	1.00E-01	1.00E-01	1.00E-01	1.00E-01	1.00E-01
Stairwell by Pass. El.	B	1.00E-01	1.00E-01	1.00E-01	1.00E-01	1.00E-01	1.00E-01	1.00E-01	1.00E-01
Unit 2 Lower Relay Rm.	C	1.00E-01	1.00E-01	1.00E-01	1.00E-01	1.00E-01	1.00E-01	1.00E-01	1.00E-01
Unit 1 Lower Relay Rm.	D	1.00E-01	1.00E-01	1.00E-01	1.00E-01	1.00E-01	1.00E-01	1.00E-01	1.00E-01
Computer Room	E	1.00E-01	1.00E-01	1.00E-01	1.00E-01	1.00E-01	1.00E-01	1.00E-01	1.00E-01

Location	Map Area	Time 17:15	17:30	17:45	18:00	18:15	18:30	18:45	19:00
Stairwell by Freight El.	A	1.03E-01	1.05E-01	1.07E-01	2.91E-01	4.72E-01	5.97E-01	6.90E-01	7.60E-01
Stairwell by Pass. El.	B	1.02E-01	1.04E-01	1.05E-01	2.40E-01	3.73E-01	4.65E-01	5.33E-01	5.87E-01
Unit 2 Lower Relay Rm.	C	1.02E-01	1.03E-01	1.05E-01	2.27E-01	3.48E-01	4.31E-01	4.95E-01	5.49E-01
Unit 1 Lower Relay Rm.	D	1.03E-01	1.05E-01	1.06E-01	2.78E-01	4.48E-01	5.64E-01	6.52E-01	7.24E-01
Computer Room	E	1.03E-01	1.05E-01	1.06E-01	2.78E-01	4.48E-01	5.64E-01	6.51E-01	7.18E-01

Location	Map Area	Time 19:15	19:30	19:45	20:00	20:15	20:30	20:45	21:00
Stairwell by Freight El.	A	8.13E-01	8.52E-01	8.79E-01	9.76E-01	1.52E+00	2.29E+00	2.99E+00	3.53E+00
Stairwell by Pass. El.	B	6.27E-01	6.58E-01	6.80E-01	7.82E-01	1.38E+00	2.23E+00	3.01E+00	3.61E+00
Unit 2 Lower Relay Rm.	C	5.91E-01	6.25E-01	6.51E-01	8.27E-01	1.91E+00	3.45E+00	4.89E+00	6.00E+00
Unit 1 Lower Relay Rm.	D	7.80E-01	8.23E-01	8.55E-01	1.04E+00	2.18E+00	3.80E+00	5.30E+00	6.46E+00
Computer Room	E	7.69E-01	8.06E-01	8.34E-01	9.46E-01	1.60E+00	2.52E+00	3.37E+00	4.02E+00

Location	Map Area	Time 21:15	21:30	21:45	22:00	22:15	22:30	22:45	23:00
Stairwell by Freight El.	A	3.97E+00	4.28E+00	4.47E+00	4.60E+00	4.67E+00	4.71E+00	4.71E+00	4.70E+00
Stairwell by Pass. El.	B	4.10E+00	4.45E+00	4.67E+00	4.81E+00	4.90E+00	4.94E+00	4.96E+00	4.95E+00
Unit 2 Lower Relay Rm.	C	6.92E+00	7.56E+00	7.97E+00	8.24E+00	8.41E+00	8.51E+00	8.54E+00	8.54E+00
Unit 1 Lower Relay Rm.	D	7.42E+00	8.09E+00	8.52E+00	8.80E+00	8.97E+00	9.07E+00	9.10E+00	9.10E+00
Computer Room	E	4.56E+00	4.93E+00	5.17E+00	5.33E+00	5.42E+00	5.47E+00	5.48E+00	5.47E+00

Unit 1 - Control Tower Radiation Survey Maps

Control Tower - Central Access Control - 676

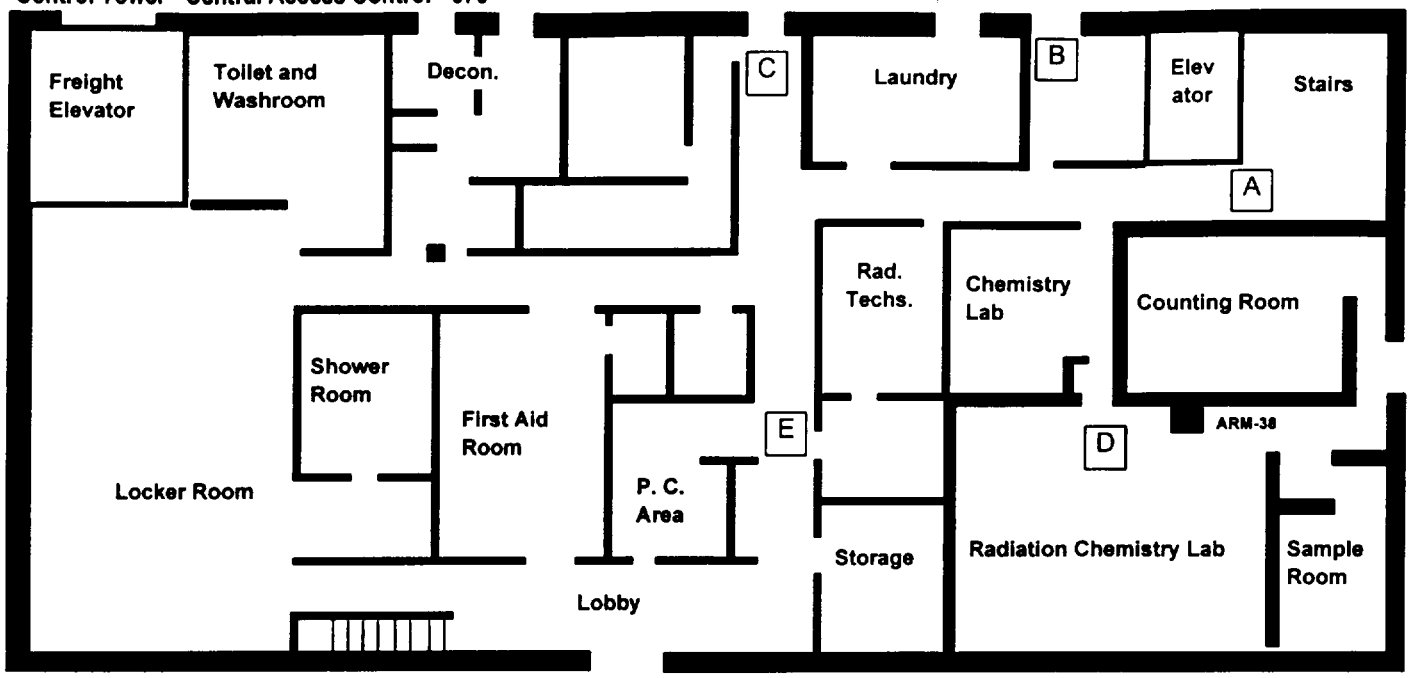

Control Tower - Central Access Control - 676 Dose Rate (mR/hr)

Location	Map Area	15:15	15:30	15:45	16:00	16:15	16:30	16:45	17:00
NW Stairs	A	8.01E-02	8.01E-02	8.01E-02	8.01E-02	8.01E-02	8.01E-02	8.01E-02	8.01E-02
TB Entrance	B	8.13E-02	8.13E-02	8.13E-02	8.13E-02	8.13E-02	8.13E-02	8.13E-02	8.13E-02
TB Exit	C	8.13E-02	8.13E-02	8.13E-02	8.13E-02	8.13E-02	8.13E-02	8.13E-02	8.13E-02
Chem Lab	D	8.01E-02	8.01E-02	8.01E-02	8.01E-02	8.01E-02	8.01E-02	8.01E-02	8.01E-02
Chem Offices	E	8.04E-02	8.04E-02	8.04E-02	8.04E-02	8.04E-02	8.04E-02	8.04E-02	8.04E-02

Location	Map Area	17:15	17:30	17:45	18:00	18:15	18:30	18:45	19:00
NW Stairs	A	8.21E-02	8.37E-02	8.50E-02	2.20E-01	3.53E-01	4.45E-01	5.13E-01	5.67E-01
TB Entrance	B	1.05E-01	1.24E-01	1.39E-01	1.74E+00	3.31E+00	4.39E+00	5.18E+00	5.76E+00
TB Exit	C	1.05E-01	1.24E-01	1.39E-01	1.74E+00	3.31E+00	4.39E+00	5.19E+00	5.79E+00
Chem Lab	D	8.13E-02	8.24E-02	8.32E-02	1.69E-01	2.54E-01	3.12E-01	3.59E-01	4.04E-01
Chem Offices	E	8.77E-02	9.36E-02	9.82E-02	5.90E-01	1.07E+00	1.41E+00	1.68E+00	1.94E+00

Location	Map Area	19:15	19:30	19:45	20:00	20:15	20:30	20:45	21:00
NW Stairs	A	6.07E-01	6.38E-01	6.60E-01	7.62E-01	1.36E+00	2.21E+00	2.99E+00	3.59E+00
TB Entrance	B	6.17E+00	6.46E+00	6.65E+00	6.86E+00	7.51E+00	8.35E+00	8.90E+00	9.30E+00
TB Exit	C	6.23E+00	6.55E+00	6.77E+00	7.39E+00	1.07E+01	1.53E+01	1.94E+01	2.26E+01
Chem Lab	D	4.43E-01	4.77E-01	5.04E-01	7.61E-01	2.37E+00	4.69E+00	6.86E+00	8.54E+00
Chem Offices	E	2.17E+00	2.36E+00	2.53E+00	4.06E+00	1.37E+01	2.77E+01	4.07E+01	5.08E+01

Location	Map Area	21:15	21:30	21:45	22:00	22:15	22:30	22:45	23:00
NW Stairs	A	4.08E+00	4.43E+00	4.65E+00	4.79E+00	4.88E+00	4.92E+00	4.94E+00	4.93E+00
TB Entrance	B	9.61E+00	9.78E+00	9.85E+00	9.84E+00	9.79E+00	9.71E+00	9.61E+00	9.49E+00
TB Exit	C	2.52E+01	2.70E+01	2.81E+01	2.88E+01	2.91E+01	2.93E+01	2.93E+01	2.92E+01
Chem Lab	D	9.93E+00	1.09E+01	1.15E+01	1.20E+01	1.22E+01	1.24E+01	1.24E+01	1.24E+01
Chem Offices	E	5.91E+01	6.50E+01	6.88E+01	7.13E+01	7.28E+01	7.37E+01	7.41E+01	7.41E+01

Unit 1 - Control Tower Radiation Survey Maps

Control Tower - Basement Level - 656

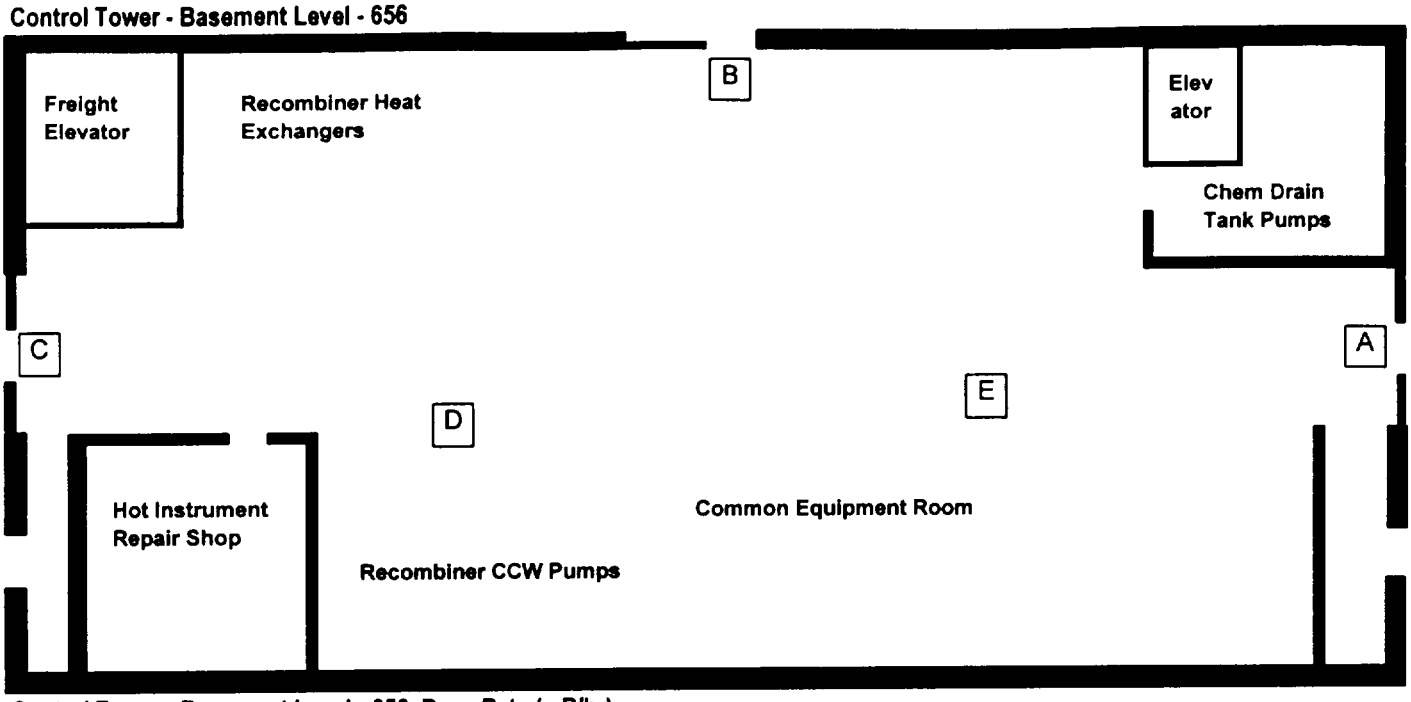

Control Tower - Basement Level - 656 Dose Rate (mR/hr)

Location	Map Area	Time 15:15	15:30	15:45	16:00	16:15	16:30	16:45	17:00
Unit 1 TB Door	A	1.11E-01	1.11E-01	1.11E-01	1.11E-01	1.11E-01	1.11E-01	1.11E-01	1.11E-01
Recombiner Area	B	1.10E-01	1.10E-01	1.10E-01	1.10E-01	1.10E-01	1.10E-01	1.10E-01	1.10E-01
Unit 2 TB Door	C	1.09E-01	1.09E-01	1.09E-01	1.09E-01	1.09E-01	1.09E-01	1.09E-01	1.09E-01
Unit 2 General Area	D	1.10E-01	1.10E-01	1.10E-01	1.10E-01	1.10E-01	1.10E-01	1.10E-01	1.10E-01
Unit 1 General Area	E	1.11E-01	1.11E-01	1.11E-01	1.11E-01	1.11E-01	1.11E-01	1.11E-01	1.11E-01

Location	Map Area	Time 17:15	17:30	17:45	18:00	18:15	18:30	18:45	19:00
Unit 1 TB Door	A	3.11E-01	4.73E-01	6.01E-01	1.41E+01	2.74E+01	3.66E+01	4.32E+01	4.81E+01
Recombiner Area	B	2.92E-01	4.39E-01	5.56E-01	1.28E+01	2.49E+01	3.32E+01	3.93E+01	4.37E+01
Unit 2 TB Door	C	2.73E-01	4.05E-01	5.10E-01	1.16E+01	2.24E+01	2.99E+01	3.54E+01	3.94E+01
Unit 2 General Area	D	2.83E-01	4.22E-01	5.33E-01	1.22E+01	2.37E+01	3.16E+01	3.74E+01	4.15E+01
Unit 1 General Area	E	3.02E-01	4.56E-01	5.79E-01	1.35E+01	2.62E+01	3.49E+01	4.13E+01	4.59E+01

Location	Map Area	Time 19:15	19:30	19:45	20:00	20:15	20:30	20:45	21:00
Unit 1 TB Door	A	5.15E+01	5.39E+01	5.55E+01	5.67E+01	5.83E+01	5.97E+01	5.91E+01	5.83E+01
Recombiner Area	B	4.68E+01	4.90E+01	5.05E+01	5.14E+01	5.25E+01	5.31E+01	5.20E+01	5.08E+01
Unit 2 TB Door	C	4.22E+01	4.41E+01	4.55E+01	4.64E+01	4.80E+01	4.95E+01	4.94E+01	4.90E+01
Unit 2 General Area	D	4.45E+01	4.66E+01	4.80E+01	4.90E+01	5.05E+01	5.18E+01	5.14E+01	5.08E+01
Unit 1 General Area	E	4.92E+01	5.15E+01	5.30E+01	5.41E+01	5.56E+01	5.68E+01	5.62E+01	5.54E+01

Location	Map Area	Time 21:15	21:30	21:45	22:00	22:15	22:30	22:45	23:00
Unit 1 TB Door	A	5.75E+01	5.66E+01	5.56E+01	5.45E+01	5.34E+01	5.24E+01	5.13E+01	5.03E+01
Recombiner Area	B	4.97E+01	4.86E+01	4.75E+01	4.64E+01	4.54E+01	4.43E+01	4.34E+01	4.24E+01
Unit 2 TB Door	C	4.85E+01	4.79E+01	4.72E+01	4.64E+01	4.56E+01	4.47E+01	4.39E+01	4.30E+01
Unit 2 General Area	D	5.02E+01	4.95E+01	4.86E+01	4.78E+01	4.68E+01	4.59E+01	4.50E+01	4.41E+01
Unit 1 General Area	E	5.45E+01	5.36E+01	5.26E+01	5.16E+01	5.06E+01	4.96E+01	4.85E+01	4.76E+01

PART M

PAVSS DATA

Release Rate Summary (uCi/min)

		Reactor Building	Turbine Building	RCIC Room	HPCI Room	"A" RHR Room	"B" RHR Room	Total Release
15:15								
	Noble Gas	8.04E+02	1.15E+03	0.00E+00	0.00E+00	0.00E+00	0.00E+00	**1.95E+03**
	Iodine 131	1.59E+00	2.69E+00	0.00E+00	0.00E+00	0.00E+00	0.00E+00	**4.28E+00**
	Particulate	1.13E+00	2.41E+00	0.00E+00	0.00E+00	0.00E+00	0.00E+00	**3.54E+00**
15:20								
	Noble Gas	7.86E+02	1.19E+03	0.00E+00	0.00E+00	0.00E+00	0.00E+00	**1.98E+03**
	Iodine 131	1.57E+00	2.84E+00	0.00E+00	0.00E+00	0.00E+00	0.00E+00	**4.41E+00**
	Particulate	1.08E+00	2.59E+00	0.00E+00	0.00E+00	0.00E+00	0.00E+00	**3.67E+00**
15:25								
	Noble Gas	8.31E+02	1.19E+03	0.00E+00	0.00E+00	0.00E+00	0.00E+00	**2.02E+03**
	Iodine 131	1.56E+00	2.79E+00	0.00E+00	0.00E+00	0.00E+00	0.00E+00	**4.35E+00**
	Particulate	1.13E+00	2.55E+00	0.00E+00	0.00E+00	0.00E+00	0.00E+00	**3.68E+00**
15:30								
	Noble Gas	9.82E+02	1.25E+03	0.00E+00	0.00E+00	0.00E+00	0.00E+00	**2.23E+03**
	Iodine 131	1.52E+00	2.73E+00	0.00E+00	0.00E+00	0.00E+00	0.00E+00	**4.24E+00**
	Particulate	1.17E+00	2.55E+00	0.00E+00	0.00E+00	0.00E+00	0.00E+00	**3.72E+00**
15:35								
	Noble Gas	9.80E+02	1.11E+03	0.00E+00	0.00E+00	0.00E+00	0.00E+00	**2.09E+03**
	Iodine 131	1.55E+00	2.70E+00	0.00E+00	0.00E+00	0.00E+00	0.00E+00	**4.25E+00**
	Particulate	1.15E+00	2.49E+00	0.00E+00	0.00E+00	0.00E+00	0.00E+00	**3.64E+00**
15:40								
	Noble Gas	8.80E+02	1.15E+03	0.00E+00	0.00E+00	0.00E+00	0.00E+00	**2.03E+03**
	Iodine 131	1.56E+00	2.67E+00	0.00E+00	0.00E+00	0.00E+00	0.00E+00	**4.23E+00**
	Particulate	1.14E+00	2.49E+00	0.00E+00	0.00E+00	0.00E+00	0.00E+00	**3.62E+00**
15:45								
	Noble Gas	9.04E+02	1.21E+03	0.00E+00	0.00E+00	0.00E+00	0.00E+00	**2.11E+03**
	Iodine 131	1.55E+00	2.71E+00	0.00E+00	0.00E+00	0.00E+00	0.00E+00	**4.25E+00**
	Particulate	1.15E+00	2.46E+00	0.00E+00	0.00E+00	0.00E+00	0.00E+00	**3.60E+00**
15:50								
	Noble Gas	8.14E+02	1.31E+03	0.00E+00	0.00E+00	0.00E+00	0.00E+00	**2.12E+03**
	Iodine 131	1.59E+00	2.67E+00	0.00E+00	0.00E+00	0.00E+00	0.00E+00	**4.26E+00**
	Particulate	1.16E+00	2.48E+00	0.00E+00	0.00E+00	0.00E+00	0.00E+00	**3.64E+00**
15:55								
	Noble Gas	9.81E+02	1.24E+03	0.00E+00	0.00E+00	0.00E+00	0.00E+00	**2.22E+03**
	Iodine 131	1.51E+00	2.78E+00	0.00E+00	0.00E+00	0.00E+00	0.00E+00	**4.29E+00**
	Particulate	1.17E+00	2.58E+00	0.00E+00	0.00E+00	0.00E+00	0.00E+00	**3.75E+00**
16:00								
	Noble Gas	8.88E+02	1.21E+03	0.00E+00	0.00E+00	0.00E+00	0.00E+00	**2.10E+03**
	Iodine 131	1.54E+00	2.72E+00	0.00E+00	0.00E+00	0.00E+00	0.00E+00	**4.26E+00**
	Particulate	1.15E+00	2.44E+00	0.00E+00	0.00E+00	0.00E+00	0.00E+00	**3.59E+00**
16:05								
	Noble Gas	7.93E+02	1.25E+03	0.00E+00	0.00E+00	0.00E+00	0.00E+00	**2.04E+03**
	Iodine 131	1.58E+00	2.76E+00	0.00E+00	0.00E+00	0.00E+00	0.00E+00	**4.34E+00**
	Particulate	1.17E+00	2.47E+00	0.00E+00	0.00E+00	0.00E+00	0.00E+00	**3.63E+00**
16:10								
	Noble Gas	9.60E+02	1.16E+03	0.00E+00	0.00E+00	0.00E+00	0.00E+00	**2.12E+03**
	Iodine 131	1.54E+00	2.80E+00	0.00E+00	0.00E+00	0.00E+00	0.00E+00	**4.35E+00**
	Particulate	1.09E+00	2.48E+00	0.00E+00	0.00E+00	0.00E+00	0.00E+00	**3.57E+00**

Release Rate Summary (uCi/min)

		Reactor Building	Turbine Building	RCIC Room	HPCI Room	"A" RHR Room	"B" RHR Room	Total Release
16:15								
	Noble Gas	8.24E+02	1.16E+03	0.00E+00	0.00E+00	0.00E+00	0.00E+00	1.98E+03
	Iodine 131	1.61E+00	2.83E+00	0.00E+00	0.00E+00	0.00E+00	0.00E+00	4.44E+00
	Particulate	1.17E+00	2.60E+00	0.00E+00	0.00E+00	0.00E+00	0.00E+00	3.76E+00
16:20								
	Noble Gas	8.88E+02	1.16E+03	0.00E+00	0.00E+00	0.00E+00	0.00E+00	2.04E+03
	Iodine 131	1.57E+00	2.73E+00	0.00E+00	0.00E+00	0.00E+00	0.00E+00	4.30E+00
	Particulate	1.11E+00	2.60E+00	0.00E+00	0.00E+00	0.00E+00	0.00E+00	3.71E+00
16:25								
	Noble Gas	8.53E+02	1.19E+03	0.00E+00	0.00E+00	0.00E+00	0.00E+00	2.04E+03
	Iodine 131	1.58E+00	2.68E+00	0.00E+00	0.00E+00	0.00E+00	0.00E+00	4.26E+00
	Particulate	1.14E+00	2.52E+00	0.00E+00	0.00E+00	0.00E+00	0.00E+00	3.66E+00
16:30								
	Noble Gas	9.52E+02	1.14E+03	0.00E+00	0.00E+00	0.00E+00	0.00E+00	2.09E+03
	Iodine 131	1.53E+00	2.72E+00	0.00E+00	0.00E+00	0.00E+00	0.00E+00	4.24E+00
	Particulate	1.16E+00	2.58E+00	0.00E+00	0.00E+00	0.00E+00	0.00E+00	3.74E+00
16:35								
	Noble Gas	8.33E+02	1.16E+03	0.00E+00	0.00E+00	0.00E+00	0.00E+00	1.99E+03
	Iodine 131	1.56E+00	2.66E+00	0.00E+00	0.00E+00	0.00E+00	0.00E+00	4.21E+00
	Particulate	1.14E+00	2.44E+00	0.00E+00	0.00E+00	0.00E+00	0.00E+00	3.59E+00
16:40								
	Noble Gas	9.65E+02	1.21E+03	0.00E+00	0.00E+00	0.00E+00	0.00E+00	2.18E+03
	Iodine 131	1.52E+00	2.65E+00	0.00E+00	0.00E+00	0.00E+00	0.00E+00	4.17E+00
	Particulate	1.08E+00	2.47E+00	0.00E+00	0.00E+00	0.00E+00	0.00E+00	3.54E+00
16:45								
	Noble Gas	9.36E+02	1.13E+03	0.00E+00	0.00E+00	0.00E+00	0.00E+00	2.07E+03
	Iodine 131	1.55E+00	2.71E+00	0.00E+00	0.00E+00	0.00E+00	0.00E+00	4.26E+00
	Particulate	1.10E+00	2.57E+00	0.00E+00	0.00E+00	0.00E+00	0.00E+00	3.67E+00
16:50								
	Noble Gas	9.37E+02	1.18E+03	0.00E+00	0.00E+00	0.00E+00	0.00E+00	2.12E+03
	Iodine 131	1.56E+00	2.67E+00	0.00E+00	0.00E+00	0.00E+00	0.00E+00	4.23E+00
	Particulate	1.14E+00	2.54E+00	0.00E+00	0.00E+00	0.00E+00	0.00E+00	3.67E+00
16:55								
	Noble Gas	9.27E+02	1.13E+03	0.00E+00	0.00E+00	0.00E+00	0.00E+00	2.06E+03
	Iodine 131	1.59E+00	2.78E+00	0.00E+00	0.00E+00	0.00E+00	0.00E+00	4.37E+00
	Particulate	1.16E+00	2.46E+00	0.00E+00	0.00E+00	0.00E+00	0.00E+00	3.62E+00
17:00								
	Noble Gas	8.10E+02	1.12E+03	0.00E+00	0.00E+00	0.00E+00	0.00E+00	1.93E+03
	Iodine 131	1.58E+00	2.83E+00	0.00E+00	0.00E+00	0.00E+00	0.00E+00	4.41E+00
	Particulate	1.10E+00	2.55E+00	0.00E+00	0.00E+00	0.00E+00	0.00E+00	3.65E+00
17:05								
	Noble Gas	6.99E+02	3.57E+03	0.00E+00	0.00E+00	0.00E+00	0.00E+00	4.27E+03
	Iodine 131	1.51E+00	8.62E+00	0.00E+00	0.00E+00	0.00E+00	0.00E+00	1.01E+01
	Particulate	1.08E+00	2.60E+00	0.00E+00	0.00E+00	0.00E+00	0.00E+00	3.68E+00
17:10								
	Noble Gas	8.27E+02	5.14E+03	0.00E+00	0.00E+00	0.00E+00	0.00E+00	5.97E+03
	Iodine 131	1.60E+00	1.44E+01	0.00E+00	0.00E+00	0.00E+00	0.00E+00	1.60E+01
	Particulate	1.11E+00	2.43E+00	0.00E+00	0.00E+00	0.00E+00	0.00E+00	3.54E+00

Release Rate Summary (uCi/min)

		Reactor Building	Turbine Building	RCIC Room	HPCI Room	"A" RHR Room	"B" RHR Room	Total Release	
17:15									
	Noble Gas	7.83E+02	6.38E+03	0.00E+00	0.00E+00	0.00E+00	0.00E+00	7.16E+03	
	Iodine 131	1.56E+00	2.02E+01	0.00E+00	0.00E+00	0.00E+00	0.00E+00	2.18E+01	
	Particulate	1.11E+00	2.60E+00	0.00E+00	0.00E+00	0.00E+00	0.00E+00	3.71E+00	
17:20									
	Noble Gas	7.94E+02	7.35E+03	0.00E+00	0.00E+00	0.00E+00	0.00E+00	8.14E+03	
	Iodine 131	1.55E+00	2.60E+01	0.00E+00	0.00E+00	0.00E+00	0.00E+00	2.76E+01	
	Particulate	1.14E+00	2.54E+00	0.00E+00	0.00E+00	0.00E+00	0.00E+00	3.68E+00	
17:25									
	Noble Gas	6.76E+02	8.22E+03	0.00E+00	0.00E+00	0.00E+00	0.00E+00	8.90E+03	
	Iodine 131	1.55E+00	3.18E+01	0.00E+00	0.00E+00	0.00E+00	0.00E+00	3.33E+01	
	Particulate	1.09E+00	2.47E+00	0.00E+00	0.00E+00	0.00E+00	0.00E+00	3.57E+00	
17:30									
	Noble Gas	7.91E+02	9.06E+03	0.00E+00	0.00E+00	0.00E+00	0.00E+00	9.85E+03	
	Iodine 131	1.54E+00	3.76E+01	0.00E+00	0.00E+00	0.00E+00	0.00E+00	3.91E+01	
	Particulate	1.12E+00	2.48E+00	0.00E+00	0.00E+00	0.00E+00	0.00E+00	3.60E+00	
17:35									
	Noble Gas	7.37E+02	9.69E+03	0.00E+00	0.00E+00	0.00E+00	0.00E+00	1.04E+04	
	Iodine 131	1.59E+00	4.34E+01	0.00E+00	0.00E+00	0.00E+00	0.00E+00	4.50E+01	
	Particulate	1.10E+00	2.61E+00	0.00E+00	0.00E+00	0.00E+00	0.00E+00	3.71E+00	
17:40									
	Noble Gas	8.40E+02	1.04E+04	0.00E+00	0.00E+00	0.00E+00	0.00E+00	1.12E+04	
	Iodine 131	1.55E+00	4.93E+01	0.00E+00	0.00E+00	0.00E+00	0.00E+00	5.08E+01	
	Particulate	1.17E+00	2.57E+00	0.00E+00	0.00E+00	0.00E+00	0.00E+00	3.74E+00	
17:45									
	Noble Gas	6.58E+02	1.10E+04	0.00E+00	0.00E+00	0.00E+00	0.00E+00	1.17E+04	
	Iodine 131	1.58E+00	5.49E+01	0.00E+00	0.00E+00	0.00E+00	0.00E+00	5.65E+01	
	Particulate	1.14E+00	2.64E+00	0.00E+00	0.00E+00	0.00E+00	0.00E+00	3.78E+00	
17:50									
	Noble Gas	7.03E+02	7.89E+04	0.00E+00	0.00E+00	0.00E+00	0.00E+00	7.96E+04	
	Iodine 131	1.55E+00	3.39E+02	0.00E+00	0.00E+00	0.00E+00	0.00E+00	3.40E+02	> TS
	Particulate	1.07E+00	2.96E+00	0.00E+00	0.00E+00	0.00E+00	0.00E+00	4.04E+00	
17:55									
	Noble Gas	7.30E+02	2.03E+05	0.00E+00	0.00E+00	0.00E+00	0.00E+00	2.03E+05	
	Iodine 131	1.53E+00	8.86E+02	0.00E+00	0.00E+00	0.00E+00	0.00E+00	8.88E+02	> TS
	Particulate	1.13E+00	3.34E+00	0.00E+00	0.00E+00	0.00E+00	0.00E+00	4.47E+00	
18:00									
	Noble Gas	7.00E+02	3.40E+05	0.00E+00	0.00E+00	0.00E+00	0.00E+00	3.41E+05	
	Iodine 131	1.61E+00	1.54E+03	0.00E+00	0.00E+00	0.00E+00	0.00E+00	1.54E+03	> TS
	Particulate	1.12E+00	4.19E+00	0.00E+00	0.00E+00	0.00E+00	0.00E+00	5.31E+00	
18:05									
	Noble Gas	7.53E+02	4.56E+05	0.00E+00	0.00E+00	0.00E+00	0.00E+00	4.57E+05	
	Iodine 131	1.55E+00	2.16E+03	0.00E+00	0.00E+00	0.00E+00	0.00E+00	2.16E+03	> TS
	Particulate	1.16E+00	4.74E+00	0.00E+00	0.00E+00	0.00E+00	0.00E+00	5.90E+00	
18:10									
	Noble Gas	8.10E+02	5.55E+05	0.00E+00	0.00E+00	0.00E+00	0.00E+00	5.56E+05	
	Iodine 131	1.57E+00	2.75E+03	0.00E+00	0.00E+00	0.00E+00	0.00E+00	2.75E+03	> TS
	Particulate	1.16E+00	5.47E+00	0.00E+00	0.00E+00	0.00E+00	0.00E+00	6.63E+00	

Release Rate Summary (uCi/min)

		Reactor Building	Turbine Building	RCIC Room	HPCI Room	"A" RHR Room	"B" RHR Room	Total Release	
18:15									
	Noble Gas	7.06E+02	6.38E+05	0.00E+00	0.00E+00	0.00E+00	0.00E+00	6.39E+05	
	Iodine 131	1.52E+00	3.30E+03	0.00E+00	0.00E+00	0.00E+00	0.00E+00	3.30E+03	> TS
	Particulate	1.07E+00	6.16E+00	0.00E+00	0.00E+00	0.00E+00	0.00E+00	7.23E+00	
18:20									
	Noble Gas	7.66E+02	7.07E+05	0.00E+00	0.00E+00	0.00E+00	0.00E+00	7.08E+05	
	Iodine 131	1.60E+00	3.82E+03	0.00E+00	0.00E+00	0.00E+00	0.00E+00	3.82E+03	> TS
	Particulate	1.16E+00	6.72E+00	0.00E+00	0.00E+00	0.00E+00	0.00E+00	7.88E+00	
18:25									
	Noble Gas	8.09E+02	7.67E+05	0.00E+00	0.00E+00	0.00E+00	0.00E+00	7.68E+05	
	Iodine 131	1.53E+00	4.33E+03	0.00E+00	0.00E+00	0.00E+00	0.00E+00	4.33E+03	> TS
	Particulate	1.07E+00	7.35E+00	0.00E+00	0.00E+00	0.00E+00	0.00E+00	8.43E+00	
18:30									
	Noble Gas	7.26E+02	8.19E+05	0.00E+00	0.00E+00	0.00E+00	0.00E+00	8.19E+05	
	Iodine 131	1.58E+00	4.81E+03	0.00E+00	0.00E+00	0.00E+00	0.00E+00	4.82E+03	> TS
	Particulate	1.15E+00	8.10E+00	0.00E+00	0.00E+00	0.00E+00	0.00E+00	9.25E+00	
18:35									
	Noble Gas	6.48E+02	8.63E+05	0.00E+00	0.00E+00	0.00E+00	0.00E+00	8.63E+05	> TS
	Iodine 131	1.54E+00	5.29E+03	0.00E+00	0.00E+00	0.00E+00	0.00E+00	5.29E+03	> TS
	Particulate	1.09E+00	8.71E+00	0.00E+00	0.00E+00	0.00E+00	0.00E+00	9.80E+00	
18:40									
	Noble Gas	2.90E+04	9.00E+05	0.00E+00	0.00E+00	0.00E+00	0.00E+00	9.29E+05	> TS
	Iodine 131	2.90E+00	5.74E+03	0.00E+00	0.00E+00	0.00E+00	0.00E+00	5.75E+03	> TS
	Particulate	1.12E+00	9.32E+00	0.00E+00	0.00E+00	0.00E+00	0.00E+00	1.04E+01	
18:45									
	Noble Gas	7.64E+04	9.32E+05	0.00E+00	0.00E+00	0.00E+00	0.00E+00	1.01E+06	> TS
	Iodine 131	5.50E+00	6.19E+03	0.00E+00	0.00E+00	0.00E+00	0.00E+00	6.19E+03	> TS
	Particulate	1.15E+00	1.00E+01	0.00E+00	0.00E+00	0.00E+00	0.00E+00	1.12E+01	
18:50									
	Noble Gas	1.36E+05	9.58E+05	0.00E+00	0.00E+00	0.00E+00	0.00E+00	1.09E+06	> TS
	Iodine 131	9.31E+00	6.62E+03	0.00E+00	0.00E+00	0.00E+00	0.00E+00	6.63E+03	> TS
	Particulate	1.17E+00	1.07E+01	0.00E+00	0.00E+00	0.00E+00	0.00E+00	1.19E+01	
18:55									
	Noble Gas	2.03E+05	9.79E+05	0.00E+00	0.00E+00	0.00E+00	0.00E+00	1.18E+06	> TS
	Iodine 131	1.41E+01	7.03E+03	0.00E+00	0.00E+00	0.00E+00	0.00E+00	7.05E+03	> TS
	Particulate	1.20E+00	1.13E+01	0.00E+00	0.00E+00	0.00E+00	0.00E+00	1.25E+01	
19:00									
	Noble Gas	2.74E+05	9.95E+05	0.00E+00	0.00E+00	0.00E+00	0.00E+00	1.27E+06	> TS
	Iodine 131	1.98E+01	7.43E+03	0.00E+00	0.00E+00	0.00E+00	0.00E+00	7.45E+03	> TS
	Particulate	1.27E+00	1.18E+01	0.00E+00	0.00E+00	0.00E+00	0.00E+00	1.31E+01	
19:05									
	Noble Gas	3.48E+05	1.01E+06	0.00E+00	0.00E+00	0.00E+00	0.00E+00	1.36E+06	> TS
	Iodine 131	2.64E+01	7.82E+03	0.00E+00	0.00E+00	0.00E+00	0.00E+00	7.85E+03	> TS
	Particulate	1.30E+00	1.25E+01	0.00E+00	0.00E+00	0.00E+00	0.00E+00	1.38E+01	
19:10									
	Noble Gas	4.21E+05	1.02E+06	0.00E+00	0.00E+00	0.00E+00	0.00E+00	1.44E+06	> TS
	Iodine 131	3.37E+01	8.20E+03	0.00E+00	0.00E+00	0.00E+00	0.00E+00	8.23E+03	> TS
	Particulate	1.29E+00	1.31E+01	0.00E+00	0.00E+00	0.00E+00	0.00E+00	1.44E+01	

Release Rate Summary (uCi/min)

		Reactor Building	Turbine Building	RCIC Room	HPCI Room	"A" RHR Room	"B" RHR Room	Total Release	
19:15									
	Noble Gas	4.94E+05	1.02E+06	0.00E+00	0.00E+00	0.00E+00	0.00E+00	1.52E+06	> TS
	Iodine 131	4.18E+01	8.56E+03	0.00E+00	0.00E+00	0.00E+00	0.00E+00	8.60E+03	> TS
	Particulate	1.41E+00	1.37E+01	0.00E+00	0.00E+00	0.00E+00	0.00E+00	1.51E+01	
19:20									
	Noble Gas	5.65E+05	1.02E+06	0.00E+00	0.00E+00	0.00E+00	0.00E+00	1.59E+06	> TS
	Iodine 131	5.05E+01	8.91E+03	0.00E+00	0.00E+00	0.00E+00	0.00E+00	8.97E+03	> TS
	Particulate	1.39E+00	1.44E+01	0.00E+00	0.00E+00	0.00E+00	0.00E+00	1.58E+01	
19:25									
	Noble Gas	6.35E+05	1.02E+06	0.00E+00	0.00E+00	0.00E+00	0.00E+00	1.66E+06	> TS
	Iodine 131	5.97E+01	9.26E+03	0.00E+00	0.00E+00	0.00E+00	0.00E+00	9.32E+03	> TS
	Particulate	1.46E+00	1.50E+01	0.00E+00	0.00E+00	0.00E+00	0.00E+00	1.65E+01	
19:30									
	Noble Gas	7.01E+05	1.02E+06	0.00E+00	0.00E+00	0.00E+00	0.00E+00	1.72E+06	> TS
	Iodine 131	6.95E+01	9.59E+03	0.00E+00	0.00E+00	0.00E+00	0.00E+00	9.65E+03	> TS
	Particulate	1.60E+00	1.56E+01	0.00E+00	0.00E+00	0.00E+00	0.00E+00	1.72E+01	
19:35									
	Noble Gas	7.66E+05	1.02E+06	0.00E+00	0.00E+00	0.00E+00	0.00E+00	1.78E+06	> TS
	Iodine 131	7.98E+01	9.90E+03	0.00E+00	0.00E+00	0.00E+00	0.00E+00	9.98E+03	> TS
	Particulate	1.66E+00	1.62E+01	0.00E+00	0.00E+00	0.00E+00	0.00E+00	1.78E+01	
19:40									
	Noble Gas	8.27E+05	1.01E+06	0.00E+00	0.00E+00	0.00E+00	0.00E+00	1.84E+06	> TS
	Iodine 131	9.03E+01	1.02E+04	0.00E+00	0.00E+00	0.00E+00	0.00E+00	1.03E+04	> TS
	Particulate	1.72E+00	1.68E+01	0.00E+00	0.00E+00	0.00E+00	0.00E+00	1.86E+01	
19:45									
	Noble Gas	8.86E+05	1.00E+06	0.00E+00	0.00E+00	0.00E+00	0.00E+00	1.89E+06	> TS
	Iodine 131	1.01E+02	1.05E+04	0.00E+00	0.00E+00	0.00E+00	0.00E+00	1.06E+04	> TS
	Particulate	1.88E+00	1.74E+01	0.00E+00	0.00E+00	0.00E+00	0.00E+00	1.93E+01	
19:50									
	Noble Gas	9.43E+05	9.93E+05	0.00E+00	0.00E+00	0.00E+00	0.00E+00	1.94E+06	> TS
	Iodine 131	1.13E+02	1.08E+04	0.00E+00	0.00E+00	0.00E+00	0.00E+00	1.09E+04	> TS
	Particulate	1.94E+00	1.80E+01	0.00E+00	0.00E+00	0.00E+00	0.00E+00	2.00E+01	
19:55									
	Noble Gas	9.97E+05	9.82E+05	0.00E+00	1.47E+07	0.00E+00	0.00E+00	1.67E+07	> TS
	Iodine 131	1.24E+02	1.11E+04	0.00E+00	8.10E+05	0.00E+00	0.00E+00	8.21E+05	> TS
	Particulate	2.04E+00	1.85E+01	0.00E+00	6.45E+03	0.00E+00	0.00E+00	6.47E+03	> TS
20:00									
	Noble Gas	5.67E+06	9.70E+05	0.00E+00	2.47E+07	0.00E+00	0.00E+00	3.13E+07	> TS
	Iodine 131	3.86E+02	1.13E+04	0.00E+00	1.52E+06	0.00E+00	0.00E+00	1.54E+06	> TS
	Particulate	4.13E+00	1.92E+01	0.00E+00	1.25E+04	0.00E+00	0.00E+00	1.26E+04	> TS
20:05									
	Noble Gas	1.35E+07	9.56E+05	0.00E+00	3.14E+07	0.00E+00	0.00E+00	4.58E+07	> TS
	Iodine 131	8.80E+02	1.16E+04	0.00E+00	2.18E+06	0.00E+00	0.00E+00	2.19E+06	> TS
	Particulate	8.22E+00	1.97E+01	0.00E+00	1.86E+04	0.00E+00	0.00E+00	1.86E+04	> TS
20:10									
	Noble Gas	2.33E+07	9.42E+05	0.00E+00	3.58E+07	0.00E+00	0.00E+00	6.00E+07	> TS
	Iodine 131	1.59E+03	1.19E+04	0.00E+00	2.78E+06	0.00E+00	0.00E+00	2.80E+06	> TS
	Particulate	1.42E+01	2.03E+01	0.00E+00	2.45E+04	0.00E+00	0.00E+00	2.46E+04	> TS

Release Rate Summary (uCi/min)

		Reactor Building	Turbine Building	RCIC Room	HPCI Room	"A" RHR Room	"B" RHR Room	Total Release	
20:15									
	Noble Gas	3.44E+07	9.27E+05	0.00E+00	3.84E+07	0.00E+00	0.00E+00	7.37E+07	> TS
	Iodine 131	2.49E+03	1.21E+04	0.00E+00	3.34E+06	0.00E+00	0.00E+00	3.35E+06	> TS
	Particulate	2.22E+01	2.08E+01	0.00E+00	3.05E+04	0.00E+00	0.00E+00	3.05E+04	> TS
20:20									
	Noble Gas	4.62E+07	9.12E+05	0.00E+00	3.99E+07	0.00E+00	0.00E+00	8.70E+07	> TS
	Iodine 131	3.57E+03	1.23E+04	0.00E+00	3.84E+06	0.00E+00	0.00E+00	3.86E+06	> TS
	Particulate	3.20E+01	2.14E+01	0.00E+00	3.63E+04	0.00E+00	0.00E+00	3.64E+04	> TS
20:25									
	Noble Gas	5.83E+07	8.96E+05	0.00E+00	4.05E+07	0.00E+00	0.00E+00	9.97E+07	> TS
	Iodine 131	4.81E+03	1.26E+04	0.00E+00	4.30E+06	0.00E+00	0.00E+00	4.31E+06	> TS
	Particulate	4.38E+01	2.19E+01	0.00E+00	4.22E+04	0.00E+00	0.00E+00	4.22E+04	> TS
20:30									
	Noble Gas	7.04E+07	8.68E+05	0.00E+00	3.74E+07	0.00E+00	0.00E+00	1.09E+08	> TS
	Iodine 131	6.20E+03	1.27E+04	0.00E+00	4.54E+06	0.00E+00	0.00E+00	4.56E+06	> TS
	Particulate	5.75E+01	2.24E+01	0.00E+00	4.76E+04	0.00E+00	0.00E+00	4.77E+04	> TS
20:35									
	Noble Gas	8.14E+07	8.26E+05	0.00E+00	1.58E+07	0.00E+00	0.00E+00	9.80E+07	> TS
	Iodine 131	7.67E+03	1.28E+04	0.00E+00	2.33E+06	0.00E+00	0.00E+00	2.35E+06	> TS
	Particulate	7.28E+01	2.28E+01	0.00E+00	2.59E+04	0.00E+00	0.00E+00	2.60E+04	> TS
20:40									
	Noble Gas	9.01E+07	7.86E+05	0.00E+00	1.31E+07	0.00E+00	0.00E+00	1.04E+08	> TS
	Iodine 131	9.13E+03	1.29E+04	0.00E+00	2.31E+06	0.00E+00	0.00E+00	2.33E+06	> TS
	Particulate	8.91E+01	2.30E+01	0.00E+00	2.71E+04	0.00E+00	0.00E+00	2.72E+04	> TS
20:45									
	Noble Gas	9.70E+07	7.48E+05	0.00E+00	1.12E+07	0.00E+00	0.00E+00	1.09E+08	> TS
	Iodine 131	1.06E+04	1.29E+04	0.00E+00	2.28E+06	0.00E+00	0.00E+00	2.31E+06	> TS
	Particulate	1.06E+02	2.33E+01	0.00E+00	2.83E+04	0.00E+00	0.00E+00	2.85E+04	> TS
20:50									
	Noble Gas	1.03E+08	7.12E+05	0.00E+00	9.78E+06	0.00E+00	0.00E+00	1.13E+08	> TS
	Iodine 131	1.20E+04	1.30E+04	0.00E+00	2.26E+06	0.00E+00	0.00E+00	2.28E+06	> TS
	Particulate	1.24E+02	2.35E+01	0.00E+00	2.95E+04	0.00E+00	0.00E+00	2.97E+04	> TS
20:55									
	Noble Gas	1.07E+08	6.78E+05	0.00E+00	8.74E+06	0.00E+00	0.00E+00	1.17E+08	> TS
	Iodine 131	1.34E+04	1.30E+04	0.00E+00	2.23E+06	0.00E+00	0.00E+00	2.25E+06	> TS
	Particulate	1.42E+02	2.38E+01	0.00E+00	3.07E+04	0.00E+00	0.00E+00	3.08E+04	> TS
21:00									
	Noble Gas	1.12E+08	6.46E+05	0.00E+00	7.95E+06	0.00E+00	0.00E+00	1.20E+08	> TS
	Iodine 131	1.48E+04	1.31E+04	0.00E+00	2.20E+06	0.00E+00	0.00E+00	2.22E+06	> TS
	Particulate	1.61E+02	2.41E+01	0.00E+00	3.18E+04	0.00E+00	0.00E+00	3.20E+04	> TS
21:05									
	Noble Gas	1.15E+08	6.15E+05	0.00E+00	7.34E+06	0.00E+00	0.00E+00	1.23E+08	> TS
	Iodine 131	1.62E+04	1.31E+04	0.00E+00	2.16E+06	0.00E+00	0.00E+00	2.19E+06	> TS
	Particulate	1.81E+02	2.43E+01	0.00E+00	3.29E+04	0.00E+00	0.00E+00	3.31E+04	> TS
21:10									
	Noble Gas	1.18E+08	5.87E+05	0.00E+00	4.92E+02	0.00E+00	0.00E+00	1.19E+08	> TS
	Iodine 131	1.75E+04	1.32E+04	0.00E+00	1.52E+02	0.00E+00	0.00E+00	3.08E+04	> TS
	Particulate	2.02E+02	2.45E+01	0.00E+00	2.43E+00	0.00E+00	0.00E+00	2.29E+02	

Release Rate Summary (uCi/min)

		Reactor Building	Turbine Building	RCIC Room	HPCI Room	"A" RHR Room	"B" RHR Room	Total Release	
21:15									
	Noble Gas	1.21E+08	5.60E+05	0.00E+00	3.52E+02	0.00E+00	0.00E+00	1.22E+08	> TS
	Iodine 131	1.88E+04	1.32E+04	0.00E+00	1.43E+02	0.00E+00	0.00E+00	3.22E+04	> TS
	Particulate	2.23E+02	2.48E+01	0.00E+00	2.40E+00	0.00E+00	0.00E+00	2.50E+02	
21:20									
	Noble Gas	1.23E+08	5.34E+05	0.00E+00	2.54E+02	0.00E+00	0.00E+00	1.23E+08	> TS
	Iodine 131	2.01E+04	1.33E+04	0.00E+00	1.35E+02	0.00E+00	0.00E+00	3.35E+04	> TS
	Particulate	2.44E+02	2.51E+01	0.00E+00	2.37E+00	0.00E+00	0.00E+00	2.72E+02	
21:25									
	Noble Gas	1.24E+08	5.10E+05	0.00E+00	1.86E+02	0.00E+00	0.00E+00	1.24E+08	> TS
	Iodine 131	2.13E+04	1.33E+04	0.00E+00	1.27E+02	0.00E+00	0.00E+00	3.47E+04	> TS
	Particulate	2.65E+02	2.55E+01	0.00E+00	2.35E+00	0.00E+00	0.00E+00	2.93E+02	
21:30									
	Noble Gas	1.24E+08	4.88E+05	0.00E+00	1.39E+02	0.00E+00	0.00E+00	1.24E+08	> TS
	Iodine 131	2.24E+04	1.34E+04	0.00E+00	1.19E+02	0.00E+00	0.00E+00	3.59E+04	> TS
	Particulate	2.85E+02	2.57E+01	0.00E+00	2.32E+00	0.00E+00	0.00E+00	3.13E+02	
21:35									
	Noble Gas	1.24E+08	4.66E+05	0.00E+00	1.07E+02	0.00E+00	0.00E+00	1.24E+08	> TS
	Iodine 131	2.34E+04	1.34E+04	0.00E+00	1.12E+02	0.00E+00	0.00E+00	3.69E+04	> TS
	Particulate	3.06E+02	2.59E+01	0.00E+00	2.29E+00	0.00E+00	0.00E+00	3.34E+02	
21:40									
	Noble Gas	1.23E+08	4.46E+05	0.00E+00	8.41E+01	0.00E+00	0.00E+00	1.24E+08	> TS
	Iodine 131	2.44E+04	1.34E+04	0.00E+00	1.06E+02	0.00E+00	0.00E+00	3.80E+04	> TS
	Particulate	3.26E+02	2.62E+01	0.00E+00	2.26E+00	0.00E+00	0.00E+00	3.54E+02	
21:45									
	Noble Gas	1.23E+08	4.27E+05	0.00E+00	6.83E+01	0.00E+00	0.00E+00	1.23E+08	> TS
	Iodine 131	2.53E+04	1.35E+04	0.00E+00	9.98E+01	0.00E+00	0.00E+00	3.89E+04	> TS
	Particulate	3.45E+02	2.64E+01	0.00E+00	2.24E+00	0.00E+00	0.00E+00	3.74E+02	
21:50									
	Noble Gas	1.22E+08	4.09E+05	0.00E+00	5.73E+01	0.00E+00	0.00E+00	1.23E+08	> TS
	Iodine 131	2.62E+04	1.35E+04	0.00E+00	9.41E+01	0.00E+00	0.00E+00	3.98E+04	> TS
	Particulate	3.65E+02	2.66E+01	0.00E+00	2.21E+00	0.00E+00	0.00E+00	3.94E+02	
21:55									
	Noble Gas	1.22E+08	3.92E+05	0.00E+00	4.96E+01	0.00E+00	0.00E+00	1.22E+08	> TS
	Iodine 131	2.71E+04	1.36E+04	0.00E+00	8.88E+01	0.00E+00	0.00E+00	4.07E+04	> TS
	Particulate	3.84E+02	2.70E+01	0.00E+00	2.18E+00	0.00E+00	0.00E+00	4.13E+02	
22:00									
	Noble Gas	1.21E+08	3.76E+05	0.00E+00	4.42E+01	0.00E+00	0.00E+00	1.21E+08	> TS
	Iodine 131	2.78E+04	1.36E+04	0.00E+00	8.38E+01	0.00E+00	0.00E+00	4.15E+04	> TS
	Particulate	4.03E+02	2.72E+01	0.00E+00	2.16E+00	0.00E+00	0.00E+00	4.33E+02	
22:05									
	Noble Gas	1.20E+08	3.60E+05	0.00E+00	4.04E+01	0.00E+00	0.00E+00	1.20E+08	> TS
	Iodine 131	2.86E+04	1.36E+04	0.00E+00	7.91E+01	0.00E+00	0.00E+00	4.23E+04	> TS
	Particulate	4.22E+02	2.74E+01	0.00E+00	2.13E+00	0.00E+00	0.00E+00	4.52E+02	
22:10									
	Noble Gas	1.19E+08	3.46E+05	0.00E+00	3.77E+01	0.00E+00	0.00E+00	1.20E+08	> TS
	Iodine 131	2.93E+04	1.37E+04	0.00E+00	7.47E+01	0.00E+00	0.00E+00	4.30E+04	> TS
	Particulate	4.41E+02	2.77E+01	0.00E+00	2.11E+00	0.00E+00	0.00E+00	4.71E+02	

Release Rate Summary (uCi/min)

		Reactor Building	Turbine Building	RCIC Room	HPCI Room	"A" RHR Room	"B" RHR Room	Total Release	
22:15									
	Noble Gas	1.18E+08	3.32E+05	0.00E+00	3.58E+01	0.00E+00	0.00E+00	1.19E+08	> TS
	Iodine 131	2.99E+04	1.37E+04	0.00E+00	7.06E+01	0.00E+00	0.00E+00	4.37E+04	> TS
	Particulate	4.59E+02	2.80E+01	0.00E+00	2.08E+00	0.00E+00	0.00E+00	4.90E+02	
22:20									
	Noble Gas	1.18E+08	3.19E+05	0.00E+00	3.43E+01	0.00E+00	0.00E+00	1.18E+08	> TS
	Iodine 131	3.06E+04	1.37E+04	0.00E+00	6.67E+01	0.00E+00	0.00E+00	4.44E+04	> TS
	Particulate	4.78E+02	2.81E+01	0.00E+00	2.06E+00	0.00E+00	0.00E+00	5.08E+02	
22:25									
	Noble Gas	1.17E+08	3.06E+05	0.00E+00	3.33E+01	0.00E+00	0.00E+00	1.17E+08	> TS
	Iodine 131	3.12E+04	1.38E+04	0.00E+00	6.31E+01	0.00E+00	0.00E+00	4.50E+04	> TS
	Particulate	4.96E+02	2.84E+01	0.00E+00	2.04E+00	0.00E+00	0.00E+00	5.26E+02	
22:30									
	Noble Gas	1.16E+08	2.95E+05	0.00E+00	3.25E+01	0.00E+00	0.00E+00	1.16E+08	> TS
	Iodine 131	3.17E+04	1.38E+04	0.00E+00	5.98E+01	0.00E+00	0.00E+00	4.56E+04	> TS
	Particulate	5.14E+02	2.87E+01	0.00E+00	2.01E+00	0.00E+00	0.00E+00	5.44E+02	
22:35									
	Noble Gas	1.15E+08	2.84E+05	0.00E+00	3.19E+01	0.00E+00	0.00E+00	1.16E+08	> TS
	Iodine 131	3.23E+04	1.38E+04	0.00E+00	5.66E+01	0.00E+00	0.00E+00	4.61E+04	> TS
	Particulate	5.31E+02	2.90E+01	0.00E+00	1.99E+00	0.00E+00	0.00E+00	5.62E+02	
22:40									
	Noble Gas	1.15E+08	2.73E+05	0.00E+00	3.14E+01	0.00E+00	0.00E+00	1.15E+08	> TS
	Iodine 131	3.28E+04	1.38E+04	0.00E+00	5.37E+01	0.00E+00	0.00E+00	4.67E+04	> TS
	Particulate	5.49E+02	2.91E+01	0.00E+00	1.97E+00	0.00E+00	0.00E+00	5.80E+02	
22:45									
	Noble Gas	1.14E+08	2.63E+05	0.00E+00	3.10E+01	0.00E+00	0.00E+00	1.14E+08	> TS
	Iodine 131	3.32E+04	1.39E+04	0.00E+00	5.09E+01	0.00E+00	0.00E+00	4.72E+04	> TS
	Particulate	5.66E+02	2.94E+01	0.00E+00	1.95E+00	0.00E+00	0.00E+00	5.97E+02	
22:50									
	Noble Gas	1.13E+08	2.53E+05	0.00E+00	3.07E+01	0.00E+00	0.00E+00	1.13E+08	> TS
	Iodine 131	3.37E+04	1.39E+04	0.00E+00	4.83E+01	0.00E+00	0.00E+00	4.77E+04	> TS
	Particulate	5.83E+02	2.96E+01	0.00E+00	1.92E+00	0.00E+00	0.00E+00	6.14E+02	
22:55									
	Noble Gas	1.12E+08	2.44E+05	0.00E+00	3.04E+01	0.00E+00	0.00E+00	1.13E+08	> TS
	Iodine 131	3.41E+04	1.39E+04	0.00E+00	4.59E+01	0.00E+00	0.00E+00	4.81E+04	> TS
	Particulate	6.00E+02	2.99E+01	0.00E+00	1.90E+00	0.00E+00	0.00E+00	6.32E+02	
23:00									
	Noble Gas	1.12E+08	2.35E+05	0.00E+00	3.02E+01	0.00E+00	0.00E+00	1.12E+08	> TS
	Iodine 131	3.46E+04	1.39E+04	0.00E+00	4.36E+01	0.00E+00	0.00E+00	4.86E+04	> TS
	Particulate	6.16E+02	3.01E+01	0.00E+00	1.88E+00	0.00E+00	0.00E+00	6.48E+02	
23:05									
	Noble Gas	1.11E+08	2.27E+05	0.00E+00	2.99E+01	0.00E+00	0.00E+00	1.11E+08	> TS
	Iodine 131	3.50E+04	1.40E+04	0.00E+00	4.15E+01	0.00E+00	0.00E+00	4.90E+04	> TS
	Particulate	6.33E+02	3.04E+01	0.00E+00	1.86E+00	0.00E+00	0.00E+00	6.65E+02	
23:10									
	Noble Gas	1.10E+08	2.19E+05	0.00E+00	2.97E+01	0.00E+00	0.00E+00	1.10E+08	> TS
	Iodine 131	3.54E+04	1.40E+04	0.00E+00	3.95E+01	0.00E+00	0.00E+00	4.94E+04	> TS
	Particulate	6.49E+02	3.06E+01	0.00E+00	1.84E+00	0.00E+00	0.00E+00	6.82E+02	

PART N

HPCI ROOM AIR ISOTOPIC

HPCI Pump Room Activity

2000 -Biennial Exercise 11/02/2000

HPCI Room Activity (uCi/cc)	15:15	15:30	15:45	16:00	16:15	16:30	16:45	17:00
Kr-85	0.00E+00	0.00E+00	0.00E+00	0.00E+00	0.00E+00	0.00E+00	0.00E+00	0.00E+00
Kr-85m	0.00E+00	0.00E+00	0.00E+00	0.00E+00	0.00E+00	0.00E+00	0.00E+00	0.00E+00
Kr-87	0.00E+00	0.00E+00	0.00E+00	0.00E+00	0.00E+00	0.00E+00	0.00E+00	0.00E+00
Kr-88	0.00E+00	0.00E+00	0.00E+00	0.00E+00	0.00E+00	0.00E+00	0.00E+00	0.00E+00
Kr-89	0.00E+00	0.00E+00	0.00E+00	0.00E+00	0.00E+00	0.00E+00	0.00E+00	0.00E+00
Xe-131m	0.00E+00	0.00E+00	0.00E+00	0.00E+00	0.00E+00	0.00E+00	0.00E+00	0.00E+00
Xe-133	0.00E+00	0.00E+00	0.00E+00	0.00E+00	0.00E+00	0.00E+00	0.00E+00	0.00E+00
Xe-133m	0.00E+00	0.00E+00	0.00E+00	0.00E+00	0.00E+00	0.00E+00	0.00E+00	0.00E+00
Xe-135	0.00E+00	0.00E+00	0.00E+00	0.00E+00	0.00E+00	0.00E+00	0.00E+00	0.00E+00
Xe-135m	0.00E+00	0.00E+00	0.00E+00	0.00E+00	0.00E+00	0.00E+00	0.00E+00	0.00E+00
Xe-137	0.00E+00	0.00E+00	0.00E+00	0.00E+00	0.00E+00	0.00E+00	0.00E+00	0.00E+00
Xe-138	0.00E+00	0.00E+00	0.00E+00	0.00E+00	0.00E+00	0.00E+00	0.00E+00	0.00E+00
I-131	0.00E+00	0.00E+00	0.00E+00	0.00E+00	0.00E+00	0.00E+00	0.00E+00	0.00E+00
I-132	0.00E+00	0.00E+00	0.00E+00	0.00E+00	0.00E+00	0.00E+00	0.00E+00	0.00E+00
I-133	0.00E+00	0.00E+00	0.00E+00	0.00E+00	0.00E+00	0.00E+00	0.00E+00	0.00E+00
I-134	0.00E+00	0.00E+00	0.00E+00	0.00E+00	0.00E+00	0.00E+00	0.00E+00	0.00E+00
I-135	0.00E+00	0.00E+00	0.00E+00	0.00E+00	0.00E+00	0.00E+00	0.00E+00	0.00E+00
Cs-134	0.00E+00	0.00E+00	0.00E+00	0.00E+00	0.00E+00	0.00E+00	0.00E+00	0.00E+00
Cs-136	0.00E+00	0.00E+00	0.00E+00	0.00E+00	0.00E+00	0.00E+00	0.00E+00	0.00E+00
Cs-137	0.00E+00	0.00E+00	0.00E+00	0.00E+00	0.00E+00	0.00E+00	0.00E+00	0.00E+00
Te-132	0.00E+00	0.00E+00	0.00E+00	0.00E+00	0.00E+00	0.00E+00	0.00E+00	0.00E+00
Sb-124	0.00E+00	0.00E+00	0.00E+00	0.00E+00	0.00E+00	0.00E+00	0.00E+00	0.00E+00
Sr-89	0.00E+00	0.00E+00	0.00E+00	0.00E+00	0.00E+00	0.00E+00	0.00E+00	0.00E+00
Sr-90	0.00E+00	0.00E+00	0.00E+00	0.00E+00	0.00E+00	0.00E+00	0.00E+00	0.00E+00
La-140	0.00E+00	0.00E+00	0.00E+00	0.00E+00	0.00E+00	0.00E+00	0.00E+00	0.00E+00
Zr-95	0.00E+00	0.00E+00	0.00E+00	0.00E+00	0.00E+00	0.00E+00	0.00E+00	0.00E+00
Ce-144	0.00E+00	0.00E+00	0.00E+00	0.00E+00	0.00E+00	0.00E+00	0.00E+00	0.00E+00
Ba-140	0.00E+00	0.00E+00	0.00E+00	0.00E+00	0.00E+00	0.00E+00	0.00E+00	0.00E+00
Cr-51	0.00E+00	0.00E+00	0.00E+00	0.00E+00	0.00E+00	0.00E+00	0.00E+00	0.00E+00
Mn-54	0.00E+00	0.00E+00	0.00E+00	0.00E+00	0.00E+00	0.00E+00	0.00E+00	0.00E+00
Fe-59	0.00E+00	0.00E+00	0.00E+00	0.00E+00	0.00E+00	0.00E+00	0.00E+00	0.00E+00
Co-58	0.00E+00	0.00E+00	0.00E+00	0.00E+00	0.00E+00	0.00E+00	0.00E+00	0.00E+00
Co-60	0.00E+00	0.00E+00	0.00E+00	0.00E+00	0.00E+00	0.00E+00	0.00E+00	0.00E+00
Zn-65	0.00E+00	0.00E+00	0.00E+00	0.00E+00	0.00E+00	0.00E+00	0.00E+00	0.00E+00
Total - NG	0.00E+00	0.00E+00	0.00E+00	0.00E+00	0.00E+00	0.00E+00	0.00E+00	0.00E+00
Total - Iod.	0.00E+00	0.00E+00	0.00E+00	0.00E+00	0.00E+00	0.00E+00	0.00E+00	0.00E+00
Total - Part.	0.00E+00	0.00E+00	0.00E+00	0.00E+00	0.00E+00	0.00E+00	0.00E+00	0.00E+00
TOTAL	0.00E+00	0.00E+00	0.00E+00	0.00E+00	0.00E+00	0.00E+00	0.00E+00	0.00E+00
DEI								
DAC-hours	0.00E+00	0.00E+00	0.00E+00	0.00E+00	0.00E+00	0.00E+00	0.00E+00	0.00E+00

HPCI Pump Room Activity

2000 -Biennial Exercise

11/02/2000

HPCI Room Activity (uCi/cc)	17:15	17:30	17:45	18:00	18:15	18:30	18:45	19:00
Kr-85	0.00E+00	0.00E+00	0.00E+00	0.00E+00	0.00E+00	0.00E+00	4.18E-04	5.45E-04
Kr-85m	0.00E+00	0.00E+00	0.00E+00	0.00E+00	0.00E+00	0.00E+00	7.09E-03	8.89E-03
Kr-87	0.00E+00	0.00E+00	0.00E+00	0.00E+00	0.00E+00	0.00E+00	6.90E-03	7.84E-03
Kr-88	0.00E+00	0.00E+00	0.00E+00	0.00E+00	0.00E+00	0.00E+00	1.64E-02	2.01E-02
Kr-89	0.00E+00	0.00E+00	0.00E+00	0.00E+00	0.00E+00	0.00E+00	2.93E-12	1.41E-13
Xe-131m	0.00E+00	0.00E+00	0.00E+00	0.00E+00	0.00E+00	0.00E+00	2.18E-04	2.85E-04
Xe-133	0.00E+00	0.00E+00	0.00E+00	0.00E+00	0.00E+00	0.00E+00	7.60E-02	9.89E-02
Xe-133m	0.00E+00	0.00E+00	0.00E+00	0.00E+00	0.00E+00	0.00E+00	3.13E-03	4.06E-03
Xe-135	0.00E+00	0.00E+00	0.00E+00	0.00E+00	0.00E+00	0.00E+00	8.69E-03	1.11E-02
Xe-135m	0.00E+00	0.00E+00	0.00E+00	0.00E+00	0.00E+00	0.00E+00	1.36E-04	9.11E-05
Xe-137	0.00E+00	0.00E+00	0.00E+00	0.00E+00	0.00E+00	0.00E+00	4.16E-10	3.64E-11
Xe-138	0.00E+00	0.00E+00	0.00E+00	0.00E+00	0.00E+00	0.00E+00	3.51E-04	2.17E-04
I-131	0.00E+00	0.00E+00	0.00E+00	0.00E+00	0.00E+00	0.00E+00	3.57E-02	6.28E-02
I-132	0.00E+00	0.00E+00	0.00E+00	0.00E+00	0.00E+00	0.00E+00	3.17E-02	5.19E-02
I-133	0.00E+00	0.00E+00	0.00E+00	0.00E+00	0.00E+00	0.00E+00	7.09E-02	1.24E-01
I-134	0.00E+00	0.00E+00	0.00E+00	0.00E+00	0.00E+00	0.00E+00	2.04E-02	2.94E-02
I-135	0.00E+00	0.00E+00	0.00E+00	0.00E+00	0.00E+00	0.00E+00	5.92E-02	1.02E-01
Cs-134	0.00E+00	0.00E+00	0.00E+00	0.00E+00	0.00E+00	0.00E+00	5.59E-04	1.09E-03
Cs-136	0.00E+00	0.00E+00	0.00E+00	0.00E+00	0.00E+00	0.00E+00	1.23E-04	2.39E-04
Cs-137	0.00E+00	0.00E+00	0.00E+00	0.00E+00	0.00E+00	0.00E+00	3.47E-04	6.76E-04
Te-132	0.00E+00	0.00E+00	0.00E+00	0.00E+00	0.00E+00	0.00E+00	0.00E+00	0.00E+00
Sb-124	0.00E+00	0.00E+00	0.00E+00	0.00E+00	0.00E+00	0.00E+00	0.00E+00	0.00E+00
Sr-89	0.00E+00	0.00E+00	0.00E+00	0.00E+00	0.00E+00	0.00E+00	0.00E+00	0.00E+00
Sr-90	0.00E+00	0.00E+00	0.00E+00	0.00E+00	0.00E+00	0.00E+00	0.00E+00	0.00E+00
La-140	0.00E+00	0.00E+00	0.00E+00	0.00E+00	0.00E+00	0.00E+00	0.00E+00	0.00E+00
Zr-95	0.00E+00	0.00E+00	0.00E+00	0.00E+00	0.00E+00	0.00E+00	0.00E+00	0.00E+00
Ce-144	0.00E+00	0.00E+00	0.00E+00	0.00E+00	0.00E+00	0.00E+00	0.00E+00	0.00E+00
Ba-140	0.00E+00	0.00E+00	0.00E+00	0.00E+00	0.00E+00	0.00E+00	0.00E+00	0.00E+00
Cr-51	0.00E+00	0.00E+00	0.00E+00	0.00E+00	0.00E+00	0.00E+00	8.95E-09	1.74E-08
Mn-54	0.00E+00	0.00E+00	0.00E+00	0.00E+00	0.00E+00	0.00E+00	7.31E-09	1.42E-08
Fe-59	0.00E+00	0.00E+00	0.00E+00	0.00E+00	0.00E+00	0.00E+00	4.77E-09	9.29E-09
Co-58	0.00E+00	0.00E+00	0.00E+00	0.00E+00	0.00E+00	0.00E+00	1.64E-09	3.19E-09
Co-60	0.00E+00	0.00E+00	0.00E+00	0.00E+00	0.00E+00	0.00E+00	8.49E-10	1.66E-09
Zn-65	0.00E+00	0.00E+00	0.00E+00	0.00E+00	0.00E+00	0.00E+00	0.00E+00	0.00E+00
Total - NG	0.00E+00	0.00E+00	0.00E+00	0.00E+00	0.00E+00	0.00E+00	1.19E-01	1.52E-01
Total - Iod.	0.00E+00	0.00E+00	0.00E+00	0.00E+00	0.00E+00	0.00E+00	2.18E-01	3.70E-01
Total - Part.	0.00E+00	0.00E+00	0.00E+00	0.00E+00	0.00E+00	0.00E+00	1.03E-03	2.01E-03
TOTAL	0.00E+00	0.00E+00	0.00E+00	0.00E+00	0.00E+00	0.00E+00	3.38E-01	5.24E-01
DEI							6.13E-02	1.07E-01
DAC-hours	0.00E+00	0.00E+00	0.00E+00	0.00E+00	0.00E+00	0.00E+00	2.64E+06	4.61E+06

HPCI Pump Room Activity

2000 -Biennial Exercise **11/02/2000**

HPCI Room Activity (uCi/cc)	19:15	19:30	19:45	20:00	20:15	20:30	20:45	21:00
Kr-85	5.63E-04	5.41E-04	5.06E-04	5.94E-02	9.39E-02	9.27E-02	5.43E-02	3.90E-02
Kr-85m	8.82E-03	8.15E-03	7.33E-03	8.28E-01	1.26E+00	1.19E+00	6.72E-01	4.64E-01
Kr-87	7.06E-03	5.92E-03	4.83E-03	4.95E-01	6.83E-01	5.88E-01	3.00E-01	1.88E-01
Kr-88	1.95E-02	1.76E-02	1.54E-02	1.70E+00	2.53E+00	2.34E+00	1.29E+00	8.70E-01
Kr-89	5.33E-15	1.88E-16	6.46E-18	2.84E-17	1.65E-18	6.00E-20	1.28E-21	3.35E-23
Xe-131m	2.94E-04	2.82E-04	2.64E-04	3.09E-02	4.89E-02	4.82E-02	2.82E-02	2.03E-02
Xe-133	1.02E-01	9.78E-02	9.14E-02	1.07E+01	1.69E+01	1.67E+01	9.75E+00	7.00E+00
Xe-133m	4.18E-03	4.01E-03	3.74E-03	4.37E-01	6.89E-01	6.78E-01	3.96E-01	2.84E-01
Xe-135	1.13E-02	1.06E-02	9.75E-03	1.12E+00	1.74E+00	1.69E+00	9.70E-01	6.84E-01
Xe-135m	4.83E-05	2.38E-05	1.14E-05	6.91E-04	5.61E-04	2.84E-04	8.51E-05	3.13E-05
Xe-137	2.52E-12	1.62E-13	1.01E-14	8.11E-14	8.61E-15	5.69E-16	2.22E-17	1.06E-18
Xe-138	1.07E-04	4.86E-05	2.16E-05	1.21E-03	9.10E-04	4.26E-04	1.18E-04	4.03E-05
I-131	8.29E-02	9.74E-02	1.07E-01	4.70E+00	1.03E+01	1.40E+01	1.36E+01	1.31E+01
I-132	6.38E-02	6.98E-02	7.16E-02	2.92E+00	5.96E+00	7.55E+00	6.82E+00	6.10E+00
I-133	1.62E-01	1.89E-01	2.07E-01	9.01E+00	1.96E+01	2.64E+01	2.55E+01	2.43E+01
I-134	3.18E-02	3.06E-02	2.76E-02	9.92E-01	1.78E+00	1.99E+00	1.58E+00	1.24E+00
I-135	1.31E-01	1.50E-01	1.61E-01	6.89E+00	1.47E+01	1.95E+01	1.85E+01	1.73E+01
Cs-134	1.59E-03	2.07E-03	2.52E-03	1.05E-01	2.56E-01	3.99E-01	4.58E-01	5.15E-01
Cs-136	3.49E-04	4.54E-04	5.52E-04	2.30E-02	5.59E-02	8.73E-02	1.00E-01	1.12E-01
Cs-137	9.89E-04	1.29E-03	1.57E-03	6.53E-02	1.59E-01	2.48E-01	2.85E-01	3.19E-01
Te-132	0.00E+00	0.00E+00	0.00E+00	0.00E+00	0.00E+00	0.00E+00	0.00E+00	0.00E+00
Sb-124	0.00E+00	0.00E+00	0.00E+00	0.00E+00	0.00E+00	0.00E+00	0.00E+00	0.00E+00
Sr-89	0.00E+00	0.00E+00	0.00E+00	0.00E+00	0.00E+00	0.00E+00	0.00E+00	0.00E+00
Sr-90	0.00E+00	0.00E+00	0.00E+00	0.00E+00	0.00E+00	0.00E+00	0.00E+00	0.00E+00
La-140	0.00E+00	0.00E+00	0.00E+00	0.00E+00	0.00E+00	0.00E+00	0.00E+00	0.00E+00
Zr-95	0.00E+00	0.00E+00	0.00E+00	0.00E+00	0.00E+00	0.00E+00	0.00E+00	0.00E+00
Ce-144	0.00E+00	0.00E+00	0.00E+00	0.00E+00	0.00E+00	0.00E+00	0.00E+00	0.00E+00
Ba-140	0.00E+00	0.00E+00	0.00E+00	0.00E+00	0.00E+00	0.00E+00	0.00E+00	0.00E+00
Cr-51	2.55E-08	3.31E-08	4.04E-08	1.68E-06	4.08E-06	6.38E-06	7.32E-06	8.22E-06
Mn-54	2.08E-08	2.71E-08	3.30E-08	1.37E-06	3.34E-06	5.22E-06	5.99E-06	6.73E-06
Fe-59	1.36E-08	1.77E-08	2.15E-08	8.96E-07	2.18E-06	3.40E-06	3.91E-06	4.38E-06
Co-58	4.67E-09	6.07E-09	7.40E-09	3.08E-07	7.49E-07	1.17E-06	1.34E-06	1.51E-06
Co-60	2.42E-09	3.15E-09	3.83E-09	1.60E-07	3.88E-07	6.07E-07	6.96E-07	7.82E-07
Zn-65	0.00E+00	0.00E+00	0.00E+00	0.00E+00	0.00E+00	0.00E+00	0.00E+00	0.00E+00
Total - NG	1.54E-01	1.45E-01	1.33E-01	1.54E+01	2.40E+01	2.33E+01	1.35E+01	9.56E+00
Total - Iod.	4.72E-01	5.37E-01	5.75E-01	2.45E+01	5.23E+01	6.95E+01	6.59E+01	6.20E+01
Total - Part.	2.93E-03	3.81E-03	4.64E-03	1.93E-01	4.70E-01	7.35E-01	8.43E-01	9.47E-01
TOTAL	6.28E-01	6.86E-01	7.13E-01	4.01E+01	7.67E+01	9.36E+01	8.02E+01	7.25E+01
DEI	1.41E-01	1.64E-01	1.80E-01	7.84E+00	1.71E+01	2.31E+01	2.23E+01	2.13E+01
DAC-hours	6.05E+06	7.09E+06	7.80E+06	3.41E+08	7.45E+08	1.01E+09	9.80E+08	9.42E+08

HPCI Pump Room Activity

2000 -Biennial Exercise

11/02/2000

HPCI Room Activity (uCi/cc)

	21:15	21:30	21:45	22:00	22:15	22:30	22:45	23:00
Kr-85	2.45E-02	9.82E-03	4.88E-03	3.19E-03	2.61E-03	2.40E-03	2.31E-03	2.26E-03
Kr-85m	2.80E-01	1.08E-01	5.12E-02	3.21E-02	2.52E-02	2.22E-02	2.06E-02	1.94E-02
Kr-87	1.03E-01	3.58E-02	1.53E-02	8.64E-03	6.11E-03	4.88E-03	4.09E-03	3.50E-03
Kr-88	5.12E-01	1.93E-01	8.93E-02	5.46E-02	4.18E-02	3.60E-02	3.25E-02	3.00E-02
Kr-89	7.55E-25	1.00E-26	1.48E-28	2.66E-30	6.31E-32	1.87E-33	6.27E-35	2.21E-36
Xe-131m	1.27E-02	5.10E-03	2.53E-03	1.66E-03	1.35E-03	1.24E-03	1.19E-03	1.17E-03
Xe-133	4.39E+00	1.76E+00	8.71E-01	5.70E-01	4.65E-01	4.26E-01	4.10E-01	4.01E-01
Xe-133m	1.77E-01	7.10E-02	3.51E-02	2.29E-02	1.87E-02	1.71E-02	1.64E-02	1.60E-02
Xe-135	4.21E-01	1.66E-01	8.06E-02	5.17E-02	4.14E-02	3.73E-02	3.53E-02	3.39E-02
Xe-135m	1.00E-05	2.00E-06	4.83E-07	1.53E-07	6.17E-08	2.86E-08	1.40E-08	7.02E-09
Xe-137	4.36E-20	1.07E-21	2.95E-23	1.02E-24	4.63E-26	2.58E-27	1.60E-28	1.03E-29
Xe-138	1.19E-05	2.20E-06	4.88E-07	1.42E-07	5.27E-08	2.25E-08	1.02E-08	4.74E-09
I-131	1.19E+01	9.95E+00	8.32E+00	6.98E+00	5.88E+00	4.98E+00	4.24E+00	3.64E+00
I-132	5.19E+00	4.03E+00	3.14E+00	2.45E+00	1.92E+00	1.51E+00	1.20E+00	9.57E-01
I-133	2.20E+01	1.82E+01	1.51E+01	1.26E+01	1.05E+01	8.86E+00	7.49E+00	6.37E+00
I-134	9.30E-01	6.35E-01	4.34E-01	2.98E-01	2.06E-01	1.43E-01	9.93E-02	6.96E-02
I-135	1.54E+01	1.25E+01	1.02E+01	8.36E+00	6.87E+00	5.67E+00	4.71E+00	3.94E+00
Cs-134	5.44E-01	5.25E-01	5.07E-01	4.89E-01	4.73E-01	4.56E-01	4.41E-01	4.26E-01
Cs-136	1.19E-01	1.15E-01	1.10E-01	1.07E-01	1.03E-01	9.93E-02	9.59E-02	9.26E-02
Cs-137	3.38E-01	3.26E-01	3.15E-01	3.04E-01	2.93E-01	2.83E-01	2.74E-01	2.65E-01
Te-132	0.00E+00	0.00E+00	0.00E+00	0.00E+00	0.00E+00	0.00E+00	0.00E+00	0.00E+00
Sb-124	0.00E+00	0.00E+00	0.00E+00	0.00E+00	0.00E+00	0.00E+00	0.00E+00	0.00E+00
Sr-89	0.00E+00	0.00E+00	0.00E+00	0.00E+00	0.00E+00	0.00E+00	0.00E+00	0.00E+00
Sr-90	0.00E+00	0.00E+00	0.00E+00	0.00E+00	0.00E+00	0.00E+00	0.00E+00	0.00E+00
La-140	0.00E+00	0.00E+00	0.00E+00	0.00E+00	0.00E+00	0.00E+00	0.00E+00	0.00E+00
Zr-95	0.00E+00	0.00E+00	0.00E+00	0.00E+00	0.00E+00	0.00E+00	0.00E+00	0.00E+00
Ce-144	0.00E+00	0.00E+00	0.00E+00	0.00E+00	0.00E+00	0.00E+00	0.00E+00	0.00E+00
Ba-140	0.00E+00	0.00E+00	0.00E+00	0.00E+00	0.00E+00	0.00E+00	0.00E+00	0.00E+00
Cr-51	8.69E-06	8.38E-06	8.09E-06	7.81E-06	7.54E-06	7.28E-06	7.03E-06	6.79E-06
Mn-54	7.11E-06	6.86E-06	6.62E-06	6.39E-06	6.17E-06	5.96E-06	5.76E-06	5.57E-06
Fe-59	4.64E-06	4.47E-06	4.32E-06	4.17E-06	4.02E-06	3.88E-06	3.75E-06	3.63E-06
Co-58	1.59E-06	1.54E-06	1.48E-06	1.43E-06	1.38E-06	1.34E-06	1.29E-06	1.25E-06
Co-60	8.27E-07	7.98E-07	7.70E-07	7.43E-07	7.18E-07	6.93E-07	6.70E-07	6.48E-07
Zn-65	0.00E+00	0.00E+00	0.00E+00	0.00E+00	0.00E+00	0.00E+00	0.00E+00	0.00E+00
Total - NG	5.92E+00	2.35E+00	1.15E+00	7.44E-01	6.02E-01	5.47E-01	5.22E-01	5.08E-01
Total - Iod.	5.55E+01	4.54E+01	3.72E+01	3.07E+01	2.54E+01	2.12E+01	1.77E+01	1.50E+01
Total - Part.	1.00E+00	9.66E-01	9.32E-01	9.00E-01	8.69E-01	8.39E-01	8.11E-01	7.84E-01
TOTAL	6.25E+01	4.87E+01	3.93E+01	3.23E+01	2.69E+01	2.26E+01	1.91E+01	1.63E+01
DEI	1.94E+01	1.61E+01	1.34E+01	1.12E+01	9.37E+00	7.90E+00	6.70E+00	5.72E+00
DAC-hours	8.61E+08	7.18E+08	6.01E+08	5.05E+08	4.27E+08	3.62E+08	3.10E+08	2.67E+08

SECTION 11.0

EVALUATION FORMS/CONTROLLER LOGS

- **PI Evaluation Sheet**
- **Controller Log**
- **Objective Evaluation Sheets**

Evaluation Forms

The evaluation forms contained in this manual are provided by the database that links the evaluation criteria to the drill objectives. A form is provided for each objective and for each controller who will be observing the objective.

Controllers should review the forms that they are responsible for prior to the conduct of the drill/exercise. The evaluation criteria contained in the forms reference the position specific procedures and NUREG sections that are used in developing the criteria. Controllers may also wish to review these documents prior to the start of the drill. Controllers may complete the forms as criteria are met during the drill or they may complete them immediately following the drill. Completed evaluation forms should be given to the Facility Lead Controller at the completion of the facility critique.

Controllers must sign all evaluation forms before submitting them to the Drill and Exercise Coordinator.

Evaluation criteria are designed to be answered using the following responses:

- **MET** — the criteria was met during the drill
- **NOT MET** — the criteria was not met during the drill
- **PARTIALLY MET** — some parts of the criteria were met
- **N/A** — The criteria was not applicable to the drill scenario
- **NOT OBSERVED** — The controller failed to observe the action

Comments should be provided for criteria that are marked Not Met or Partially Met. The Drill and Exercise Coordinator should research criteria that are marked Not Observed to determine if the criteria was observed by another controller or was not met during the drill.

Emergency Plan Drill Scenario Performance Indicator Evaluation Sheet

Drill Title: 2000 - Biennial Exercise **Drill Date: 11/02/200**

NOTIFICATION OF UNUSUAL EVENT

Evaluator:

Time of event trigger:
Time of event classification:
Time notification process initiated:

ALERT

Evaluator:

Time of event trigger:
Time of event classification:
Time notification process initiated:

SITE AREA EMERGENCY

Evaluator:

Time of event trigger:
Time of event classification:
Time notification process initiated:

GENERAL EMERGENCY

Evaluator:

Time of event trigger:
Time of event classification:
Time notification process initiated:

PROTECTIVE ACTION RECOMMENDATION

Evaluator:

Time of PAR trigger:
Time PAR completed:
Time notification process initiated:

Comments:

Sheet Reviewed By:

Controller Log

Drill/Exercise: Biennial Exercise
Controller Title: _____

Date: November 2, 2000
Name: _____

Time	Summary of Activity Performed/Observed
	Don't forget to write your name and controller title above!
	Write the page number below!

Important Times:

Triggers for Classifications	Site Evacuation Start	MOC Activated
Classifications Made	Trigger for PARs	First MOC Media Contact
Notifications Completed	PARs Made	Contact with Public Officials Comp.
Accountability Started	PASS Sample Request	MOC First News Bulletin
Accountability Completed	PASS Team Dispatched	MOC First Media Briefing
TSC Assumes Control	PASS Sample Collected	MOC First News Release
EOF Assumes Control	PASS Results Reported	

PPL Drill/Exercise Evaluation Form

Controller Name:

Instructions for Evaluation Criteria

Y = criteria met N = criteria not met P = criteria partially met N/A = criteria not applicable N/O = criteria not observed (Provide comments for N or P)

Drill/Exercise Title: 2000 -Biennial Exercise

Drill/Exercise Date: Thursday, November 02, 2000

(Overall) **Facility:** Control Room Simulator

[ ] **=> OBJECTIVE:** **1.1 Recognize and classify emergency conditions.**

NUREG Reference: NUREG 0654 II.D.1, II.D.2, II.I.1, II.I.2

Controllers: 1 Simulator Lead Controller 2 3

ERO Positions: 1 Emergency Director (CR) 2 3

[ ]	**Eval 1:**	Did the Control Room Simulator (CRS) staff recognize emergency conditions as they occurred and determine appropriate emergency classifications within 15 minutes?	PS 100 A
[ ]	**Eval 2:**	Did the CRS staff continue to monitor plant conditions and correctly upgrade/downgrade the emergency classification?	PS 100 B-E
[ ]	**Eval 3:**	Were clear announcements of the emergency classification made to Control Room personnel?	PS 100 B-E
[ ]	**Eval 4:**	If the emergency is downgraded or terminated, did the Emergency Director (CR) get concurrence from PP&L management and public officials as required?	PS 100 B-E
[ ]	**Eval 5:**		
[ ]	**Eval 6:**		
[ ]	**Eval 7:**		
[ ]	**Eval 8:**		

Comment 1:

Comment 2:

Comment 3:

Use reverse side if more space is needed

PPL Drill/Exercise Evaluation Form

Controller Name:

Drill/Exercise Title: 2000 -Biennial Exercise

Drill/Exercise Date: Thursday, November 02, 2000

Facility: Control Room Simulator

Instructions for Evaluation Criteria

Y = criteria met N = criteria not met P = criteria partially met N/A = criteria not applicable N/O = criteria not observed (Provide comments for N or P)

(Overall) [ ] => *OBJECTIVE:* **1.2 Take appropriate actions to mitigate the effects of the accident and place the unit(s) in a stable condition.**

NUREG Reference:

Controllers: 1 Simulator Lead Controller 2 3

ERO Positions: 1 Emergency Director (CR) 2 3

[ ] **Eval 1:** Did the Control Room (Simulator) staff establish priorities for the plant and communicate this information to the TSC?

[ ] **Eval 2:** Within the limits of the scenario, did the CRS staff take timely and appropriate actions to mitigate the effects of the accident?

[ ] **Eval 3:** Was the status of the unaffected Unit considered during the drill?

[ ] **Eval 4:**

[ ] **Eval 5:**

[ ] **Eval 6:**

[ ] **Eval 7:**

[ ] **Eval 8:**

Comment 1:

Comment 2:

Comment 3:

Use reverse side if more space is needed

PPL Drill/Exercise Evaluation Form

Controller Name:

Drill/Exercise Title: 2000 -Biennial Exercise

Drill/Exercise Date: Thursday, November 02, 2000

(Overall) **Facility:** Control Room Simulator

Instructions for Evaluation Criteria

Y = criteria met N = criteria not met P = criteria partially met N/A = criteria not applicable N/O = criteria not observed (Provide comments for N or P)

[ ] ***=> OBJECTIVE:*** **1.3 Augment the nuclear emergency response organization upon the declaration of an Alert or higher classification.**

NUREG Reference: NUREG 0654 II.B.1, II.B.2, II.B.3, II.B.5, II.E.2, II.F.1.e

Controllers: 1 Simulator Lead Controller 2 3

ERO Positions: 1 Emergency Director (CR) 2 Control Room Communicator 3

[ ] **Eval 1:** Did the Emergency Director (CR) direct the Control Room Communicator to contact Security to initiate a callout? **PS 100 C,D,E**

[ ] **Eval 2:** Did the Control Room Communicator ensure that the callout was initiated by Security?

[ ] **Eval 3:**

[ ] **Eval 4:**

[ ] **Eval 5:**

[ ] **Eval 6:**

[ ] **Eval 7:**

[ ] **Eval 8:**

Comment 1:

Comment 2:

Comment 3:

Use reverse side if more space is needed

PPL Drill/Exercise Evaluation Form

Controller Name:

Drill/Exercise Title: 2000 -Biennial Exercise

Drill/Exercise Date: Thursday, November 02, 2000

(Overall) **Facility:** Control Room Simulator

Instructions for Evaluation Criteria

Y = criteria met N = criteria not met P = criteria partially met N/A = criteria not applicable N/O = criteria not observed (Provide comments for N or P)

[ ] ***=> OBJECTIVE:*** **1.4 Maintain command and control of all emergency activities directed from the Control Room (Simulator).**

NUREG Reference: NUREG 0654 II.A.1.d, II.B

Controllers: 1 Simulator Lead Controller 2 3

ERO Positions: 1 Emergency Director (CR) 2 3

[ ]	**Eval 1:**	Did the Shift Supervisor announce make clear announcements when the Control Room entered the Emergency Plan and when the TSC relieved the Control Room?	PS 100 B-E
[ ]	**Eval 2:**	Did the Emergency Director (CR) assign a Control Room Communicator?	PS 100 B-E
[ ]	**Eval 3:**	Did the Emergency Director (CR) direct the Assistant Unit Supervisor to assume the responsibilities of the OSC Coordinator?	PS 100 B-E
[ ]	**Eval 4:**	Did the Emergency Director (CR) establish plant priorities?	PS 100 B-E
[ ]	**Eval 5:**	Did the Emergency Director (CR) approve ENRs, PARs, and press releases until these responsibilities were transferred to the TSC?	PS 100 B-E
[ ]	**Eval 6:**	Did the Emergency Director (CR) ensure that accountability was initiated and search and rescue conducted, if needed?	PS 100 B-E
[ ]	**Eval 7:**	Did the Emergency Director (CR) consider evacuation of local areas and non-essential personnel?	PS 100 C-E
[ ]	**Eval 8:**		

Comment 1:

Comment 2:

Comment 3:

Use reverse side if more space is needed

PPL Drill/Exercise Evaluation Form

Controller Name:

Drill/Exercise Title: 2000 -Biennial Exercise

Drill/Exercise Date: Thursday, November 02, 2000

(Overall) **Facility:** Control Room Simulator

Instructions for Evaluation Criteria

Y = criteria met N = criteria not met P = criteria partially met N/A = criteria not applicable N/O = criteria not observed (Provide comments for N or P)

[ ] ***=> OBJECTIVE:*** **1.5 Perform timely notifications to offsite authorities and the NRC until relieved of this duty by the TSC. (NRC communications will be to the Control Cell.)**

NUREG Reference: NUREG 0654 II.A.3, II.E.1, II.E.2, II.E.3, II.F.1.a, II.F.1.b

Controllers: 1 Simulator Communications Controller 2 3

ERO Positions: 1 Control Room Communicator 2 3

[ ]	**Eval 1:**	Did the Control Room Communicator initiate offsite communications using PS 126?	PS 126 A
[ ]	**Eval 2:**	Were notifications to PEMA, LCEMA, and CCDES completed within 15 minutes of the declaration of an emergency classification or PAR? (Note times)	PS 126 A
[ ]	**Eval 3:**	Was the MOC notified of the classification within 15 minutes? (Note times)	PS 126 A
[ ]	**Eval 4:**	Was the NRC notified within 60 minutes of an Alert classification? (Note times)	PS 126 A
[ ]	**Eval 5:**	Was the Power Control Coordinator contacted within 60 minutes of the declaration of an event? (Note times)	PS 126 A
[ ]	**Eval 6:**	If the TSC has not been activated, did the Control Room Communicator complete static updates every 60 minutes?	PS 126 A
[ ]	**Eval 7:**	Were offsite notifications INITIATED within 15 minutes of the event/PAR classification? (PI ITEM- Note times)	
[ ]	**Eval 8:**		

Comment 1:

Comment 2:

Comment 3:

Use reverse side if more space is needed

PPL Drill/Exercise Evaluation Form

Controller Name:

Instructions for Evaluation Criteria

Y = criteria met N = criteria not met P = criteria partially met N/A = criteria not applicable N/O = criteria not observed (Provide comments for N or P)

Drill/Exercise Title: 2000 -Biennial Exercise

Drill/Exercise Date: Thursday, November 02, 2000

Facility: Control Room Simulator

(Overall) [ ] **=> OBJECTIVE: 1.6 Determine appropriate PARs based upon plant conditions, dose assessments, and weather conditions until relieved of this duty by the TSC.**

NUREG Reference: NUREG 0654 II.J.7

Controllers: 1 Simulator Lead Controller 2 Simulator Communications Controller 3

ERO Positions: 1 Emergency Director (CR) 2 Control Room Communicator 3

[ ]	**Eval 1:** For events with actual or potential radiological releases, did the Emergency Director (CR) direct the HP II Dose Calculator to perform dose assessment?	PS 100 C-E
[ ]	**Eval 2:** Did the Emergency Director (CR) consider PARs for all events with potential offsite effects?	PS 100 7
[ ]	**Eval 3:** If needed, was the PAR form accurately completed by the Control Room Communicator?	PS 100 7
[ ]	**Eval 4:** Did the Emergency Director (CR) review and approve completed PAR forms?	PS 100 7
[ ]	**Eval 5:**	
[ ]	**Eval 6:**	
[ ]	**Eval 7:**	
[ ]	**Eval 8:**	

Comment 1:

Comment 2:

Comment 3:

Use reverse side if more space is needed

PPL Drill/Exercise Evaluation Form

Controller Name:

Instructions for Evaluation Criteria

Y = criteria met N = criteria not met P = criteria partially met N/A = criteria not applicable N/O = criteria not observed (Provide comments for N or P)

Drill/Exercise Title: 2000 -Biennial Exercise

Drill/Exercise Date: Thursday, November 02, 2000

(Overall) **Facility:** Control Room Simulator

[ ] **=> OBJECTIVE: 1.7 Authorize appropriate protective measures for PPL emergency response personnel until relieved of this responsibility.**

NUREG Reference: NUREG 0654 II.K.1, II.K.2, IIJ.6.c

Controllers: 1 Simulator Lead Controller 2 3

ERO Positions: 1 Emergency Director (CR) 2 3

[ ]	**Eval 1:** Did the Emergency Director (CR) consider/approve emergency exposure limits for PP&L personnel?	PS 100 8
[ ]	**Eval 2:** Did the Emergency Director (CR) consider controlled area or local area evacuations?	PS 100 D,E
[ ]	**Eval 3:** If needed, did the Emergency Director (CR) authorize the use of KI by emergency responders?	PS 100 D,E
[ ]	**Eval 4:**	
[ ]	**Eval 5:**	
[ ]	**Eval 6:**	
[ ]	**Eval 7:**	
[ ]	**Eval 8:**	

Comment 1:

Comment 2:

Comment 3:

Use reverse side if more space is needed

PPL Drill/Exercise Evaluation Form

Controller Name:

Instructions for Evaluation Criteria

Y = criteria met N = criteria not met P = criteria partially met N/A = criteria not applicable N/O = criteria not observed (Provide comments for N or P)

Drill/Exercise Title: 2000 -Biennial Exercise

Drill/Exercise Date: Thursday, November 02, 2000

(Overall) **Facility:** Control Room Simulator

[ ] **=> OBJECTIVE: 1.8 Maintain communications with the TSC throughout the emergency.**

NUREG Reference: NUREG 0654 II.F

Controllers: 1 Simulator Lead Controller 2 3

ERO Positions: 1 Emergency Director (CR) 2 3

[ ]	**Eval 1:**	When the TSC was activated, did the Emergency Director (CR) and the Operations Coordinator maintain communications?	PS 103 A
[ ]	**Eval 2:**	When the TSC was activated, did the Emergency Director (CR) maintain communications with the OSC Coordinator?	132 A
[ ]	**Eval 3:**	Were shift personnel kept informed of emergency conditions throughout the emergency?	
[ ]	**Eval 4:**		
[ ]	**Eval 5:**		
[ ]	**Eval 6:**		
[ ]	**Eval 7:**		
[ ]	**Eval 8:**		

Comment 1:

Comment 2:

Comment 3:

Use reverse side if more space is needed

PPL Drill/Exercise Evaluation Form

Controller Name:

Drill/Exercise Title: 2000 -Biennial Exercise

Drill/Exercise Date: Thursday, November 02, 2000

Facility: Control Room Simulator

Instructions for Evaluation Criteria

Y = criteria met N = criteria not met P = criteria partially met N/A = criteria not applicable N/O = criteria not observed (Provide comments for N or P)

(Overall) [ ] => *OBJECTIVE:* **1.9 Maintain appropriate logs and records during the emergency/exercise/drill.**

NUREG Reference:

Controllers: 1 All Control Room (Simulator) Controller 2 3

ERO Positions: 1 All CRS Staff 2 3

[ ]	**Eval 1:** Did the Control Room Simulator (CRS) emergency response staff maintain accurate and complete logs during the simulated emergency?	
[ ]	**Eval 2:** Did the Control Room Communicator keep an accurate log of all communications?	PS 126 B
[ ]	**Eval 3:** Did the Shift Technical Advisor collect all CRS records at the termination of the event?	PS 100 B-E
[ ]	**Eval 4:**	
[ ]	**Eval 5:**	
[ ]	**Eval 6:**	
[ ]	**Eval 7:**	
[ ]	**Eval 8:**	

Comment 1:

Comment 2:

Comment 3:

Use reverse side if more space is needed

PPL Drill/Exercise Evaluation Form

Controller Name:

Drill/Exercise Title: 2000 -Biennial Exercise

Drill/Exercise Date: Thursday, November 02, 2000

Facility: Control Room Simulator

Instructions for Evaluation Criteria

Y = criteria met N = criteria not met P = criteria partially met N/A = criteria not applicable N/O = criteria not observed (Provide comments for N or P)

(Overall) [ ] => *OBJECTIVE:* **1.10 Upon staffing of the TSC, perform a turnover of emergency responsibilities.**

NUREG Reference: NUREG 0654 II.B.3

Controllers: 1 Simulator Lead Controller 2 Simulator Communications Controller 3

ERO Positions: 1 Emergency Director (CR) 2 Control Room Communicator 3

[ ]	**Eval 1:**	Did the Emergency Director (CR) and the Emergency Director (TSC) complete a complete and accurate turnover?	PS 100 C-E
[ ]	**Eval 2:**	Did the Control Room Communicator perform a complete turnover to the TSC Communicator?	PS 126 B
[ ]	**Eval 3:**		
[ ]	**Eval 4:**		
[ ]	**Eval 5:**		
[ ]	**Eval 6:**		
[ ]	**Eval 7:**		
[ ]	**Eval 8:**		

Comment 1:

Comment 2:

Comment 3:

Use reverse side if more space is needed

PPL Drill/Exercise Evaluation Form

Controller Name:

Instructions for Evaluation Criteria

Y = criteria met N = criteria not met P = criteria partially met N/A = criteria not applicable N/O = criteria not observed (Provide comments for N or P)

Drill/Exercise Title: 2000 -Biennial Exercise

Drill/Exercise Date: Thursday, November 02, 2000

(Overall) **Facility:** Control Room Simulator

[ ] ***=> OBJECTIVE:*** **1.11 Upon completion of the drill/exercise, conduct a critique of the facility's response to the emergency.**

NUREG Reference: NUREG 0654 II.N.4, II.N.5

Controllers: 1 All Control Room (Simulator) Controller 2 3

ERO Positions: 1 All CRS Staff 2 3

[ ] **Eval 1:** Upon completion of the drill/exercise, did the Control Room (Simulator) conduct a critique of the facility's response to the emergency?

[ ] **Eval 2:** Did the critique address both positive and negative aspects of the emergency response organizations performance?

[ ] **Eval 3:** Did the controllers attempt to categorize the nature of problems identified in the Control Room (procedures, training, facilities and equipment, player issues)?

[ ] **Eval 4:** Were comments made during the critique recorded by the controller organization?

[ ] **Eval 5:**

[ ] **Eval 6:**

[ ] **Eval 7:**

[ ] **Eval 8:**

Comment 1:

Comment 2:

Comment 3:

Use reverse side if more space is needed

PPL Drill/Exercise Evaluation Form

Controller Name:

Instructions for Evaluation Criteria

Y = criteria met N = criteria not met P = criteria partially met N/A = criteria not applicable N/O = criteria not observed (Provide comments for N or P)

Drill/Exercise Title: 2000 -Biennial Exercise

Drill/Exercise Date: Thursday, November 02, 2000

(Overall) **Facility:** Control Room Simulator

[ ] **=> OBJECTIVE: 1.12 Controller Objective: Assess the adequacy of equipment, method of operation, and procedures of the Control Room (Simulator) during the drill/exercise.**

NUREG Reference: NUREG 0654 II.H

Controllers: 1 All Control Room (Simulator) Controller 2 3

ERO Positions: 1 2 3

[ ] **Eval 1:** Did all Control Room (Simulator) emergency equipment function properly during the drill/exercise?

[ ] **Eval 2:** Did the Control Room position specific procedures provide adequate instruction to the Control Room (Simulator) staff?

[ ] **Eval 3:** Was the conduct and design of the drill/exercise adequate to support the objectives of the drill/exercise?

[ ] **Eval 4:**

[ ] **Eval 5:**

[ ] **Eval 6:**

[ ] **Eval 7:**

[ ] **Eval 8:**

Comment 1:

Comment 2:

Comment 3:

Use reverse side if more space is needed

PPL Drill/Exercise Evaluation Form

Controller Name:

Drill/Exercise Title: 2000 -Biennial Exercise

Drill/Exercise Date: Thursday, November 02, 2000

Facility: TSC

Instructions for Evaluation Criteria

Y = criteria met N = criteria not met P = criteria partially met N/A = criteria not applicable N/O = criteria not observed (Provide comments for N or P)

(Overall) [ ] => *OBJECTIVE:* **2.1 Prior to the activation of the TSC, receive a turnover from the Control Room.**

NUREG Reference:

Controllers: 1 Simulator Lead Controller 2 TSC Communications Controller 3 Lead Controller

ERO Positions: 1 Emergency Director (TSC) 2 Control Room Communicator 3

[ ]	**Eval 1:**	Did the Emergency Director (CR) review current plant status and mitigation activities with the Emergency Director (TSC)?	PS 100 C
[ ]	**Eval 2:**	Did the Emergency Director (CR) review the current emergency classification and protective action recommendations with the Emergency Director (TSC)?	PS 100 C
[ ]	**Eval 3:**	Did the Emergency Director (CR) review the protective actions that had been implemented onsite and offsite with the Emergency Director (TSC)?	PS 100 C
[ ]	**Eval 4:**	Did the Emergency Director (CR) review current radiological status with the Emergency Director (TSC)?	PS 100 C
[ ]	**Eval 5:**	Did the Control Room Communicator provide a briefing to the TSC Communicator on plant status, emergency conditions and communications?	PS 126 B
[ ]	**Eval 6:**	Did the Control Room Communicator and the TSC Communicator determine an appropriate point to transfer communication responsibility?	PS 126 B
[ ]	**Eval 7:**	Did the Operations Coordinator receive a briefing from the Emergency Director (CR), including plant status (both units) plant priorities and equipment out-of-service?	PS 103 A
[ ]	**Eval 8:**		

Comment 1:

Comment 2:

Comment 3:

Use reverse side if more space is needed

PPL Drill/Exercise Evaluation Form

Controller Name:

Drill/Exercise Title: 2000 -Biennial Exercise

Drill/Exercise Date: Thursday, November 02, 2000

Facility: TSC

Instructions for Evaluation Criteria

Y = criteria met N = criteria not met P = criteria partially met N/A = criteria not applicable N/O = criteria not observed (Provide comments for N or P)

(Overall) [ ] **=> OBJECTIVE: 2.2 Activate the TSC within 60 minutes of the notification of the declaration of an Alert or higher classification at SSES.**

NUREG Reference: NUREG 0654 II.B1, II.B.2, II.B.3, II.B.5

Controllers: 1 TSC Lead Controller 2 3 TSC Radiological

ERO Positions: 1 Emergency Director (TSC) 2 Administrative Coordinator 3 Radiation Protection Coordinator

[ ]	**Eval 1:**	Did the Emergency Director verify key TSC coordinators were ready to assume their emergency functions prior to activation?	PS 101 A
[ ]	**Eval 2:**	Did the Emergency Director brief the TSC staff on the emergency situation?	PS 101 A
[ ]	**Eval 3:**	Did the TSC Communicator accept responsibility for offsite notifications?	PS 101 A
[ ]	**Eval 4:**	Did the Radiation Protection Coordinator accept responsibility for dose assessment, radiological PARs, and onsite protective measures?	PS 101 A
[ ]	**Eval 5:**	Did the Technical Support Coordinator and the Operations Coordinator accept responsibility for determining emergency classifications?	PS 101 A
[ ]	**Eval 6:**	Did the Damage Control Team Coordinator accept responsibility for the direction of emergency teams?	PS 101 A
[ ]	**Eval 7:**	Did the Emergency Director (TSC) instruct the TSC Communicator to make a PA announcement declaring the facility activated?	PS 101 A
[ ]	**Eval 8:**	Did the Administrative Coordinator review Telephone Notification System reports to determine staffing levels?	PS 116 A

Comment 1:

Comment 2:

Comment 3:

Use reverse side if more space is needed

PPL Drill/Exercise Evaluation Form

Controller Name:

Instructions for Evaluation Criteria

Y = criteria met N = criteria not met P = criteria partially met N/A = criteria not applicable N/O = criteria not observed (Provide comments for N or P)

Drill/Exercise Title: 2000 -Biennial Exercise

Drill/Exercise Date: Thursday, November 02, 2000

(Overall) **Facility:** TSC

[ ] **=> OBJECTIVE: 2.3 Perform assembly and accountability for SSES personnel.**

NUREG Reference: NUREG 0654 II.J.1, II.J.5

Controllers: 1 TSC Lead Controller 2 3 Security Controller

ERO Positions: 1 Emergency Director (TSC) 2 Administrative Coordinator 3 Security Coordinator

[ ]	**Eval 1:**	If not already in progress, did the Emergency Director (TSC) initiate assembly and accountability by contacting the Security Coordinator?	PS 101 A
[ ]	**Eval 2:**	Did the Administrative Coordinator perform accountability for the TSC?	PS 116 A
[ ]	**Eval 3:**	Did the Security Coordinator ensure that the Security Controller had initiated accountability?	PS 113 B
[ ]	**Eval 4:**	Did the Security Coordinator log the time that the accountability was initiated?	PS 113 B
[ ]	**Eval 5:**	Did the Security Controller forward a list of unaccounted for personnel to the Security Coordinator within 30 minutes of the initiation of accountability?	PS 113 B
[ ]	**Eval 6:**	Did the Security Coordinator initiate search and rescue for all missing personnel?	PS 113 B
[ ]	**Eval 7:**	Did the Security Coordinator inform the Emergency Director (TSC) of the time that accountability had been completed?	PS 113 B
[ ]	**Eval 8:**	Did the Security Coordinator inform the TSC Coordinators of the time that accountability was completed?	PS 113 B

Comment 1:

Comment 2:

Comment 3:

Use reverse side if more space is needed

PPL Drill/Exercise Evaluation Form

Controller Name:

Drill/Exercise Title: 2000 -Biennial Exercise

Drill/Exercise Date: Thursday, November 02, 2000

(Overall) **Facility:** TSC

Instructions for Evaluation Criteria

Y = criteria met N = criteria not met P = criteria partially met N/A = criteria not applicable N/O = criteria not observed (Provide comments for N or P)

[ ] **=> OBJECTIVE: 2.4 Perform an evacuation of all non-essential site personnel. (This objective is simulated.)**

NUREG Reference: NUREG 0654 II.J.4

Controllers: 1 TSC Lead Controller 2 TSC Communications Controller 3

ERO Positions: 1 Emergency Director (TSC) 2 Security Coordinator 3 TSC Communicator

[ ]	**Eval 1:** Did the Emergency Director (TSC) initiate a site evacuation following the declaration of a Site Area Emergency or General Emergency?	PS 101 A
[ ]	**Eval 2:** Did the Security Coordinator notify the Security Controller and log the time that the site evacuation was initiated?	PS 113 D
[ ]	**Eval 3:** Were the NRC, State, counties and PIM advised of the site evacuation by the TSC Communicator?	
[ ]	**Eval 4:** Did the Radiation Protection Coordinator inform the DEP of the site evacuation?	
[ ]	**Eval 5:** Did the Security Coordinator inform the Emergency Director when the site evacuation was complete?	PS 113 D
[ ]	**Eval 6:**	
[ ]	**Eval 7:**	
[ ]	**Eval 8:**	

Comment 1:

Comment 2:

Comment 3:

Use reverse side if more space is needed

PPL Drill/Exercise Evaluation Form

Controller Name:

Drill/Exercise Title: 2000 -Biennial Exercise

Drill/Exercise Date: Thursday, November 02, 2000

(Overall) **Facility:** TSC

Instructions for Evaluation Criteria

Y = criteria met N = criteria not met P = criteria partially met N/A = criteria not applicable N/O = criteria not observed (Provide comments for N or P)

[ ] **=> OBJECTIVE: 2.5 Maintain command and control of all emergency activities directed from the TSC.**

NUREG Reference: NUREG 0654 II.A.1.d, II.B

Controllers: 1 All TSC Controllers 2 3

ERO Positions: 1 Emergency Director (TSC) 2 Operations Coordinator 3

[ ]	**Eval 1:**	Did the Emergency Director keep TSC personnel informed through PA announcements and meetings with the lead coordinators?	PS 101 C
[ ]	**Eval 2:**	Did the Emergency Director effectively prioritize TSC work activities and communicate this information to the EOF?	PS 101 C
[ ]	**Eval 3:**	Did the TSC coordinators keep their staff informed of plant conditions and priorities?	
[ ]	**Eval 4:**	Did the TSC coordinators provide clear and concise directions to their staff?	
[ ]	**Eval 5:**	Did the TSC staff provide feedback to the coordinators on plant conditions and progress on assigned tasks?	
[ ]	**Eval 6:**	Were all press releases approved by the Emergency Director until relieved of this responsibility by the Recovery Manager?	
[ ]	**Eval 7:**		
[ ]	**Eval 8:**		

Comment 1:

Comment 2:

Comment 3:

Use reverse side if more space is needed

PPL Drill/Exercise Evaluation Form

Controller Name:

Drill/Exercise Title: 2000 -Biennial Exercise

Drill/Exercise Date: Thursday, November 02, 2000

(Overall) **Facility:** TSC

Instructions for Evaluation Criteria

Y = criteria met N = criteria not met P = criteria partially met N/A = criteria not applicable N/O = criteria not observed (Provide comments for N or P)

[ ] **=> OBJECTIVE: 2.6 Classify emergency conditions utilizing appropriate emergency action level (EAL) criteria.**

NUREG Reference: NUREG 0654 II.D.1, II.D.2, II.I.1, II.I.2

Controllers: 1 TSC Lead Controller 2 TSC Engineering Controller 3

ERO Positions: 1 Emergency Director (TSC) 2 Operations Support Coordinator. 3 Radiation Protection Coordinator

[ ]	**Eval 1:**	Did the Emergency Director consult with the TSC coordinators and declare the appropriate classification for current emergency conditions?	PS 101 B
[ ]	**Eval 2:**	Did the Emergency Director instruct the TSC Communicator to announce classification changes over the PA system and initiate offsite notifications?	PS 101 B
[ ]	**Eval 3:**	Did the Emergency Director instruct the TSC Communicator to initiate offsite notifications following classification/reclassification?	PS 101 B
[ ]	**Eval 4:**	Did the Technical Support staff independently review the emergency classification based on plant conditions and provide this information to the ED?	PS 102 B
[ ]	**Eval 5:**		
[ ]	**Eval 6:**		
[ ]	**Eval 7:**		
[ ]	**Eval 8:**		

Comment 1:

Comment 2:

Comment 3:

Use reverse side if more space is needed

PPL Drill/Exercise Evaluation Form

Controller Name:

Instructions for Evaluation Criteria

Y = criteria met N = criteria not met P = criteria partially met N/A = criteria not applicable N/O = criteria not observed (Provide comments for N or P)

Drill/Exercise Title: 2000 -Biennial Exercise

Drill/Exercise Date: Thursday, November 02, 2000

(Overall) **Facility:** TSC

[ ] *=> OBJECTIVE:* **2.7 Perform timely notifications and updates to offsite authorities (state and local) and the NRC. (NRC communications will be to the Control Cell.)**

NUREG Reference: NUREG 0654 II.E.4, II.F.1.a, II.F.1.b, II.F.1.c

Controllers: 1 TSC Lead Controller 2 TSC Communications Controller 3

ERO Positions: 1 Emergency Director (TSC) 2 TSC Communicator 3

[ ]	**Eval 1:** Were PEMA, LCEMA and CCDES notified within 15 minutes of changes in emergency classifications, PARs, and protective measures?	PS 101 B
[ ]	**Eval 2:** Was the NRC notified with 60 minutes of changes in emergency classifications?	PS 101 B
[ ]	**Eval 3:** Did the Radiation Protection Coordinator notify the DEP/BRC of protective action recommendations and other protective measures?	PS 101 C
[ ]	**Eval 4:** Were PP&L emergency organizations (EOF, MOC) notified of the changes to classification?	PS 101 C
[ ]	**Eval 5:** Were offsite notifications INITIATED within 15 minutes of the event/PAR classification? (PI ITEM- Note times)	
[ ]	**Eval 6:**	
[ ]	**Eval 7:**	
[ ]	**Eval 8:**	

Comment 1:

Comment 2:

Comment 3:

Use reverse side if more space is needed

PPL Drill/Exercise Evaluation Form

Controller Name:

Drill/Exercise Title: 2000 -Biennial Exercise

Drill/Exercise Date: Thursday, November 02, 2000

Facility: TSC

Instructions for Evaluation Criteria

Y = criteria met N = criteria not met P = criteria partially met N/A = criteria not applicable N/O = criteria not observed (Provide comments for N or P)

(Overall) [ ] => *OBJECTIVE:* **2.8 Determine appropriate public PARs based on plant conditions, dose assessment, and weather conditions until relieved of this responsibility by the EOF.**

NUREG Reference: NUREG 0654 II.J.7

Controllers: 1 TSC Lead Controller 2 TSC Radiological Controller 3 TSC Engineering Controller

ERO Positions: 1 Emergency Director (TSC) 2 Radiation Protection Coordinator 3 TSC Technical Staff

[ ] **Eval 1:** Did the Emergency Director (TSC) consult with the TSC coordinators and determine appropriate protective action recommendations? PS 101 D

[ ] **Eval 2:** Did the Emergency Director (TSC) direct PARs to be communicated to the offsite authorities within 15 minutes?

[ ] **Eval 3:**

[ ] **Eval 4:**

[ ] **Eval 5:**

[ ] **Eval 6:**

[ ] **Eval 7:**

[ ] **Eval 8:**

Comment 1:

Comment 2:

Comment 3:

Use reverse side if more space is needed

PPL Drill/Exercise Evaluation Form

Controller Name:

Drill/Exercise Title: 2000 -Biennial Exercise

Drill/Exercise Date: Thursday, November 02, 2000

Facility: TSC

Instructions for Evaluation Criteria

Y = criteria met N = criteria not met P = criteria partially met N/A = criteria not applicable N/O = criteria not observed (Provide comments for N or P)

(Overall) [ ] **=> OBJECTIVE: 2.9 Provide appropriate protective measures to protect the health and safety of SSES personnel.**

NUREG Reference: NUREG 0654 II.K.1, II.K.2

Controllers: 1 TSC Lead Controller 2 TSC Radiological Controller 3

ERO Positions: 1 Emergency Director (TSC) 2 Radiation Protection Coordinator 3 Health Physics Specialist

[ ]	**Eval 1:**	If needed, did the Emergency Director consider and approve emergency exposure limits or KI for PP&L workers?	PS 101 D,8
[ ]	**Eval 2:**	Did the Radiation Protection Coordinator review the need for emergency exposure limits or issuance of KI?	PS 104 J
[ ]	**Eval 3:**	Did the Health Physics Specialist consider the need for emergency exposure limits or KI for emergency response teams?	PS 106 E
[ ]	**Eval 4:**	Was the Consulting Radiological Physician contacted for the issuance of KI to SSES workers?	PS 104 8
[ ]	**Eval 5:**	Did the HP Specialist establish and maintain habitability for the TSC and other essential areas?	PS 106 C
[ ]	**Eval 6:**	Did the HP Specialist assess radiological conditions and provide this information to damage control teams and field monitoring personnel?	PS 106
[ ]	**Eval 7:**		
[ ]	**Eval 8:**		

Comment 1:

Comment 2:

Comment 3:

Use reverse side if more space is needed

PPL Drill/Exercise Evaluation Form

Controller Name:

Instructions for Evaluation Criteria

Y = criteria met N = criteria not met P = criteria partially met N/A = criteria not applicable N/O = criteria not observed (Provide comments for N or P)

Drill/Exercise Title: 2000 -Biennial Exercise

Drill/Exercise Date: Thursday, November 02, 2000

Facility: TSC

(Overall) [ ] **=> OBJECTIVE:** **2.10 Perform dose assessment calculations in support of protective action recommendations.**

NUREG Reference: NUREG 0654 II.I.10

Controllers: 1 TSC Radiological Controller 2 3

ERO Positions: 1 TSC Dose Calculator 2 HP II Dose Calculator 3

[ ]	**Eval 1:** Did the HP II Dose Calculator perform dose assessments using appropriate inputs from PICSY for the MIDAS program?	PS 130 C,D,E
[ ]	**Eval 2:** Were the dose assessment results forwarded to the Shift Supervisor (pre-TSC activation) or the TSC Dose Calculator (post TSC activation)?	PS 130 E
[ ]	**Eval 3:** Were dose assessment calculations updated whenever conditions changed which might affect results?	PS 130 H
[ ]	**Eval 4:** Upon arrival in the TSC, did the TSC Dose Calculator validate dose calculations performed by the HP II Dose calculator?	PS 105 D
[ ]	**Eval 5:** Were dose assessments provided to the Radiation Protection Coordinator for consideration in making protective action recommendations?	
[ ]	**Eval 6:**	
[ ]	**Eval 7:**	
[ ]	**Eval 8:**	

Comment 1:

Comment 2:

Comment 3:

Use reverse side if more space is needed

PPL Drill/Exercise Evaluation Form

Controller Name:

Drill/Exercise Title: 2000 -Biennial Exercise

Drill/Exercise Date: Thursday, November 02, 2000

Facility: TSC

Instructions for Evaluation Criteria

Y = criteria met N = criteria not met P = criteria partially met N/A = criteria not applicable N/O = criteria not observed (Provide comments for N or P)

(Overall) [ ] **=> OBJECTIVE: 2.11 Direct the onsite out-of-plant monitoring team (OSCAR) until relieved of this responsibility by the EOF.**

NUREG Reference: NUREG 0654 II.H.4

Controllers: 1 TSC Radiological Controller 2 3

ERO Positions: 1 TSC Dose Calculator 2 HP II Dose Calculator 3 Health Physics Radioman

[ ]	**Eval 1:**	Did the HP II Dose Calculator establish communications with the onsite, out-of-plant monitor (OSCAR)?	PS 130 F
[ ]	**Eval 2:**	Did the HP II Dose Calculator provide meteorological information to OSCAR and direct OSCAR to obtain plume information?	PS 130 F
[ ]	**Eval 3:**	Did the HP II Dose Calculator turnover responsibility for communications with OSCAR to the HP Radioman?	PS 130 F
[ ]	**Eval 4:**	Upon his arrival, did the TSC Dose Calculator accept responsibility for maintaining OSCAR's dose ALARA?	PS 105 C
[ ]	**Eval 5:**	Did the HP Radioman periodically update OSCAR and relay information from OSCAR to the TSC Dose Calculator in a timely manner?	PS 107 F
[ ]	**Eval 6:**	Did the HP Radioman track OSCAR's exposure and communicate that information to the TSC Dose Calculator?	PS 107 G
[ ]	**Eval 7:**	Upon activation of the EOF, was the direction of the OSCAR team transferred to the Field Team Director in the EOF?	PS 220 A
[ ]	**Eval 8:**		

Comment 1:

Comment 2:

Comment 3:

Use reverse side if more space is needed

PPL Drill/Exercise Evaluation Form

Controller Name:

Drill/Exercise Title: 2000 -Biennial Exercise

Drill/Exercise Date: Thursday, November 02, 2000

Facility: TSC

Instructions for Evaluation Criteria

Y = criteria met N = criteria not met P = criteria partially met N/A = criteria not applicable N/O = criteria not observed (Provide comments for N or P)

(Overall) [ ] **=> OBJECTIVE: 2.12 Provide radiological support for emergency action level determination and protective action recommendations.**

NUREG Reference: NUREG 0654 II.I

Controllers: 1 TSC Radiological Controller 2 3

ERO Positions: 1 Radiation Protection Coordinator 2 3

[ ]	**Eval 1:** Did the Radiation Protection Coordinator ensure adequate staffing was available for the Radiation Protection Section?	PS 104 A
[ ]	**Eval 2:** Did the Radiation Protection Coordinator get a briefing from the on-shift health physics technicians?	PS 104 A
[ ]	**Eval 3:** Did the RPC accurately evaluate EALs based on radiological conditions and provide these assessments to the Emergency Director?	PS 104 F
[ ]	**Eval 4:** Did the RPC assess the need for protective action recommendations based on radiological conditions?	PS 104 D,G
[ ]	**Eval 5:** Did the RPC evaluate plant radiological conditions and meteorological data availability needed to perform dose assessment?	PS 104 C
[ ]	**Eval 6:** Did the RPC keep the Emergency Director informed of radiological conditions at SSES?	PS 104 E,I
[ ]	**Eval 7:**	
[ ]	**Eval 8:**	

Comment 1:

Comment 2:

Comment 3:

Use reverse side if more space is needed

PPL Drill/Exercise Evaluation Form

Controller Name:

Instructions for Evaluation Criteria

Y = criteria met N = criteria not met P = criteria partially met N/A = criteria not applicable N/O = criteria not observed (Provide comments for N or P)

Drill/Exercise Title: 2000 -Biennial Exercise

Drill/Exercise Date: Thursday, November 02, 2000

(Overall) **Facility:** TSC

[ ] **=> OBJECTIVE:** **2.13 Provide technical support to the Control Room for mitigation of the accident.**

NUREG Reference: NUREG 0654 II.I

Controllers: 1 TSC Engineering Controller 2 3

ERO Positions: 1 Technical Support Coordinator 2 Technical Support Lead Eng. 3

[ ] **Eval 1:** Did the Technical Support Coordinator receive a briefing from the Emergency Director (TSC) and determine plant priorities for mitigation of the accident?

[ ] **Eval 2:** Did the Operations Coordinator assist in establishing priorities for mitigation of the accident based on input from the Shift Supervisor and plant conditions?

[ ] **Eval 3:** Did the Technical Support Coordinator and staff evaluate plant trends to anticipate problems and provide mitigation?

[ ] **Eval 4:** Did the Technical Support Lead Engineer assign action items to the TSC engineering staff and track their completion? PS 111 C

[ ] **Eval 5:**

[ ] **Eval 6:**

[ ] **Eval 7:**

[ ] **Eval 8:**

Comment 1:

Comment 2:

Comment 3:

Use reverse side if more space is needed

PPL Drill/Exercise Evaluation Form

Controller Name:

Instructions for Evaluation Criteria

Y = criteria met N = criteria not met P = criteria partially met N/A = criteria not applicable N/O = criteria not observed (Provide comments for N or P)

Drill/Exercise Title: 2000 -Biennial Exercise

Drill/Exercise Date: Thursday, November 02, 2000

Facility: TSC

(Overall) ☐ **=> OBJECTIVE: 2.14 Assess plant conditions throughout the duration of the event.**

NUREG Reference: NUREG 0654 II.I

Controllers: 1 TSC Engineering Controller 2 3

ERO Positions: 1 Technical Support Coordinator 2 TSC Lead Engineer 3

☐	**Eval 1:**	Did the Technical Support Coordinator determine staffing needs based on the accident and request the Administrative Coordinator to contact the required personnel?	PS 102 A
☐	**Eval 2:**	Did the Technical Support Lead Engineer set up the TSC Library?	PS 111 A
☐	**Eval 3:**	Did the Technical Support Coordinator evaluate the emergency action level based on plant conditions?	PS 102 B
☐	**Eval 4:**	Did the technical support staff continuously monitor plant conditions?	PS 102 H,I,J
☐	**Eval 5:**		
☐	**Eval 6:**		
☐	**Eval 7:**		
☐	**Eval 8:**		

Comment 1:

Comment 2:

Comment 3:

Use reverse side if more space is needed

PPL Drill/Exercise Evaluation Form

Controller Name:

Instructions for Evaluation Criteria

Y = criteria met N = criteria not met P = criteria partially met N/A = criteria not applicable N/O = criteria not observed (Provide comments for N or P)

Drill/Exercise Title: 2000 -Biennial Exercise

Drill/Exercise Date: Thursday, November 02, 2000

(Overall) **Facility:** TSC

[ ] **=> OBJECTIVE: 2.15 Upon activation of the TSC, dispatch and control emergency response teams.**

NUREG Reference: NUREG 0654 II.I.7

Controllers: 1 DCTC Controller 2 TSC Radiological Controller 3

ERO Positions: 1 Damage Control Team Coordinator 2 HP Specialist 3

[ ]	**Eval 1:** Was the Damage Control Team Coordinator briefed by the OSC Coordinator?	
[ ]	**Eval 2:** Did the Damage Control Team Coordinator ensure that adequate damage control staff (TSC) was available?	PS 131 A
[ ]	**Eval 3:** Did the Damage Control Team Coordinator ensure that an adequate number of technicians was available for damage control teams?	
[ ]	**Eval 4:** Did the Damage Control Team Coordinator establish communications with the Operations Coordinator?	PS 131 C
[ ]	**Eval 5:** Did the Damage Control Team Coordinator assign appropriate personnel for each task?	PS 131 D
[ ]	**Eval 6:** Did the Damage Control Coordinator monitor the progress and location of dispatched teams?	PS 131 D
[ ]	**Eval 7:** Did the Health Physics Specialist brief in-plant teams on radiological concerns prior to dispatch?	PS 106 E,F
[ ]	**Eval 8:** Did the Health Physics Specialist monitor emergency teams exposures?	PS 106 G

Comment 1:

Comment 2:

Comment 3:

Use reverse side if more space is needed

PPL Drill/Exercise Evaluation Form

Controller Name:

Instructions for Evaluation Criteria

Y = criteria met N = criteria not met P = criteria partially met N/A = criteria not applicable N/O = criteria not observed (Provide comments for N or P)

Drill/Exercise Title: 2000 -Biennial Exercise

Drill/Exercise Date: Thursday, November 02, 2000

Facility: TSC

(Overall) [ ] **=> OBJECTIVE: 2.16 Assemble, brief, and dispatch the Chemistry Sampling Team.**

NUREG Reference: NUREG 0654 II.I.2

Controllers: 1 DCTC Controller 2 Reactor Coolant Sample Controller 3

ERO Positions: 1 Chemistry Coordinator 2 Chemistry Sampling Team 3

[ ]	**Eval 1:**	Did the Chemistry Coordinator report to the TSC and receive a briefing from the Technical Support Coordinator?	PS 114 A
[ ]	**Eval 2:**	Did the Chemistry Coordinator assemble adequate personnel for chemistry samples?	PS 132 B
[ ]	**Eval 3:**	Did the Chemistry Coordinator assess plant conditions to determine which samples should be collected and analyzed.	PS 132 D
[ ]	**Eval 4:**	Did the Chemistry Coordinator determine which collection points should be utilized?	PS 132 E
[ ]	**Eval 5:**	Did the Chemistry Coordinator effective communicate the sampling requirements to the sample team?	PS 132 I
[ ]	**Eval 6:**	Was the sampling team briefed on expected radiological conditions for the task?	PS 132 I
[ ]	**Eval 7:**	Did the Chemistry Coordinator provide PASS sample results to the Engineering Staff?	
[ ]	**Eval 8:**		

Comment 1:

Comment 2:

Comment 3:

Use reverse side if more space is needed

PPL Drill/Exercise Evaluation Form

Controller Name:

Instructions for Evaluation Criteria

Y = criteria met N = criteria not met P = criteria partially met N/A = criteria not applicable N/O = criteria not observed (Provide comments for N or P)

Drill/Exercise Title: 2000 -Biennial Exercise

Drill/Exercise Date: Thursday, November 02, 2000

(Overall) **Facility:** TSC

[ ] **=> OBJECTIVE:** **2.17 Collect and analyze chemistry samples in support of core damage assessment. (This objective will be simulated, using the Training Center Mock-up Panel.)**

NUREG Reference: NUREG 0654 II.I.2

Controllers: 1 Reactor Coolant Sample Controller 2 3

ERO Positions: 1 Chemistry Sampling Team 2 3

[ ] **Eval 1:** Did the TSC Support staff and the Chemistry Sampling Team determine a safe and low dose approach to the sampling areas? PS 115 A

[ ] **Eval 2:** Did the Chemistry Sampling Team utilize appropriate protective measures during the collection of the samples?

[ ] **Eval 3:** Were all requested samples collected by the sampling team?

[ ] **Eval 4:** Did the Chemistry Sampling Team remain in contact with the Chemistry Coordinator during the collection of samples?

[ ] **Eval 5:** Did the Chemistry Team analyze chemistry samples and report the results to the Chemistry Coordinator?

[ ] **Eval 6:**

[ ] **Eval 7:**

[ ] **Eval 8:**

Comment 1:

Comment 2:

Comment 3:

Use reverse side if more space is needed

PPL Drill/Exercise Evaluation Form

Controller Name:

Instructions for Evaluation Criteria

Y = criteria met N = criteria not met P = criteria partially met N/A = criteria not applicable N/O = criteria not observed (Provide comments for N or P)

Drill/Exercise Title: 2000 -Biennial Exercise

Drill/Exercise Date: Thursday, November 02, 2000

Facility: TSC

(Overall) ☐ **=> OBJECTIVE: 2.18 Provide emergency information to TSC staff, the EOF, and the NRC.**

NUREG Reference: NUREG 0654 II.F.1.d

Controllers: 1 TSC Lead Controller 2 TSC Communications Controller 3 TSC Radiological Controller

ERO Positions: 1 Emergency Director (TSC) 2 TSC Communicator 3 HPN Communicator

☐	**Eval 1:** Did the Emergency Director keep the TSC coordinators informed of emergency status through briefings?	PS 101 C
☐	**Eval 2:** Did the TSC Communicator keep plant staff informed of emergency status using the PA system and the plant page?	PS 101 C
☐	**Eval 3:** Did the TSC Communicator (second) provide accurate and timely information to the NRC, INPO, ANI, Allegheny Electric, and General Electric?	
☐	**Eval 4:** Following a briefing by the RPC, did the HPN Communicator establish and maintain communications with the NRC?	PS 128 A-D
☐	**Eval 5:** Did the TSC (Emergency Director, RPC, Technical Support Coordinator, TSC Communicator) maintain communications with their counterparts in the EOF?	
☐	**Eval 6:** Did the Radiation Protection Coordinator keep the DEP/BRC informed plant radiological status?	
☐	**Eval 7:** Did the TSC technical support section keep the DEP/BRC informed of plant conditions?	PS 102 D
☐	**Eval 8:**	

Comment 1:

Comment 2:

Comment 3:

Use reverse side if more space is needed

PPL Drill/Exercise Evaluation Form

Controller Name:

Drill/Exercise Title: 2000 -Biennial Exercise

Drill/Exercise Date: Thursday, November 02, 2000

(Overall) Facility: TSC

Instructions for Evaluation Criteria

Y = criteria met N = criteria not met P = criteria partially met N/A = criteria not applicable N/O = criteria not observed (Provide comments for N or P)

[ ] **=> OBJECTIVE: 2.20 Prepare and complete a turnover of responsibility for emergency management to the EOF.**

NUREG Reference: NUREG 0654 II.B.3, II.B.4

Controllers: 1 TSC Lead Controller 2 TSC Radiological Controller 3 TSC Engineering Controller

ERO Positions: 1 Emergency Director (TSC) 2 Radiation Protection Coordinator 3 Technical Support Coordinator

[ ]	**Eval 1:**	Did the Emergency Director initiate a "TSC Turnover Information Form"?	PS 101 F
[ ]	**Eval 2:**	Did the Ops Coordinator, RPC, Chemistry Coordinator and Technical Support Coordinator assist the Emergency Director in preparation of the Form?	PS 101 5
[ ]	**Eval 3:**	Did the Emergency Director (TSC) perform a turnover to the Recovery Manager using the "TSC Turnover Information Form?"	PS 101 F
[ ]	**Eval 4:**	Did the TSC Communicator perform a turnover of responsibility for offsite communications to the EOF Communicator?	PS 127 F
[ ]	**Eval 5:**	Did the Radiation Protection Coordinator perform a turnover to the Dose Assessment Supervisor for study-case calculations and communication with DEP/BRC?	PS 104 M
[ ]	**Eval 6:**	Did the Technical Support Coordinator perform a turnover of responsibility for communications with DEP/BRC to the EOF Engineering Supervisor?	PS 102 D
[ ]	**Eval 7:**		
[ ]	**Eval 8:**		

Comment 1:

Comment 2:

Comment 3:

Use reverse side if more space is needed

PPL Drill/Exercise Evaluation Form

Controller Name:

Instructions for Evaluation Criteria

Y = criteria met N = criteria not met P = criteria partially met N/A = criteria not applicable N/O = criteria not observed (Provide comments for N or P)

Drill/Exercise Title: 2000 -Biennial Exercise

Drill/Exercise Date: Thursday, November 02, 2000

Facility: TSC

(Overall) [ ] **=> OBJECTIVE: 2.21 Maintain appropriate logs and records during the emergency/exercise/drill.**

NUREG Reference:

Controllers:	1 All TSC Controllers	2	3
ERO Positions:	1 All TSC Staff	2	3

[ ] **Eval 1:** Were accurate and complete logs kept by the TSC staff during the simulated emergency?

[ ] **Eval 2:** Were accurate and complete records kept by the TSC staff during the simulated emergency ?

[ ] **Eval 3:** Did the Administrative Coordinator collect all event records at the end of the drill?

[ ] **Eval 4:**

[ ] **Eval 5:**

[ ] **Eval 6:**

[ ] **Eval 7:**

[ ] **Eval 8:**

Comment 1:

Comment 2:

Comment 3:

Use reverse side if more space is needed

PPL Drill/Exercise Evaluation Form

Controller Name:

Instructions for Evaluation Criteria

Y = criteria met N = criteria not met P = criteria partially met N/A = criteria not applicable N/O = criteria not observed (Provide comments for N or P)

Drill/Exercise Title: 2000 -Biennial Exercise

Drill/Exercise Date: Thursday, November 02, 2000

(Overall) **Facility:** TSC

[ ] **=> OBJECTIVE:** **2.22 Upon completion of the drill/exercise, conduct a critique of the facility's response to the simulated event.**

NUREG Reference: NUREG 0654 II.N.4, II.N.5

Controllers: 1 All TSC Controllers 2 3

ERO Positions: 1 All TSC Staff 2 3

[ ] **Eval 1:** Upon completion of the drill/exercise, did the TSC conduct a critique of the facility's response to the emergency?

[ ] **Eval 2:** Did the critique address both positive and negative aspects of the emergency response organizations performance?

[ ] **Eval 3:** Did the controller organization attempt to categorize the nature of problems identified in the EOF during the drill (procedures, training, facilities and equipment)?

[ ] **Eval 4:** Were comments made during the critique recorded by the controller organization?

[ ] **Eval 5:**

[ ] **Eval 6:**

[ ] **Eval 7:**

[ ] **Eval 8:**

Comment 1:

Comment 2:

Comment 3:

Use reverse side if more space is needed

PPL Drill/Exercise Evaluation Form

Controller Name:

Instructions for Evaluation Criteria

Y = criteria met N = criteria not met P = criteria partially met N/A = criteria not applicable N/O = criteria not observed (Provide comments for N or P)

Drill/Exercise Title: 2000 -Biennial Exercise

Drill/Exercise Date: Thursday, November 02, 2000

(Overall) **Facility:** TSC

[ ] **=> OBJECTIVE:** 2.23 **Controller Objective: Assess the adequacy of the equipment, method of operation, and procedures of the TSC during the drill/exercise.**

NUREG Reference: NUREG 0654 II.H

Controllers: 1 All TSC Controllers 2 3

ERO Positions: 1 2 3

[ ] **Eval 1:** Did all TSC equipment function properly during the drill/exercise?

[ ] **Eval 2:** Did the TSC position specific procedures provide adequate instruction to the TSC staff?

[ ] **Eval 3:** Was the conduct and design of the drill/exercise adequate to support the objectives of the drill/exercise?

[ ] **Eval 4:**

[ ] **Eval 5:**

[ ] **Eval 6:**

[ ] **Eval 7:**

[ ] **Eval 8:**

Comment 1:

Comment 2:

Comment 3:

Use reverse side if more space is needed

PPL Drill/Exercise Evaluation Form

Controller Name:

Instructions for Evaluation Criteria

Y = criteria met N = criteria not met P = criteria partially met N/A = criteria not applicable N/O = criteria not observed (Provide comments for N or P)

Drill/Exercise Title: 2000 -Biennial Exercise

Drill/Exercise Date: Thursday, November 02, 2000

Facility: TSC

(Overall) ☐ **=> OBJECTIVE:** **2.24 Provide technical support to the Control Room for mitigation of the accident.**

NUREG Reference:

Controllers: 1 TSC Lead Controller 2 3

ERO Positions: 1 SAM Coordinator 2 3

☐ **Eval 1:** Did the SAM Coordinator monitor plant parameters for existence of SAM procedure entry conditions?

☐ **Eval 2:** Did the Sam Coordinator keep the Ops Coordinator apprised of the SAM situation, and possible SAM-required actions?

☐ **Eval 3:** If SAM procedures are entered, did the SAM Coordinator work through the SAM procedure flow charts?

☐ **Eval 4:** Did the SAM Coordinator work through the OPs Coordinator to ensure that SAM procedure steps were performed?

☐ **Eval 5:** Did the SAM coordinator keep a log of SAM-related activities?

☐ **Eval 6:**

☐ **Eval 7:**

☐ **Eval 8:**

Comment 1:

Comment 2:

Comment 3:

Use reverse side if more space is needed

PPL Drill/Exercise Evaluation Form

Controller Name:

Instructions for Evaluation Criteria

Y = criteria met N = criteria not met P = criteria partially met N/A = criteria not applicable N/O = criteria not observed (Provide comments for N or P)

Drill/Exercise Title: 2000 -Biennial Exercise

Drill/Exercise Date: Thursday, November 02, 2000

Facility: TSC

(Overall) [ ] **=> OBJECTIVE: 2.25 Perform in-plant emergency response tasks in a safe and efficient manner.**

NUREG Reference:

Controllers: 1 In-Plant Team (Maint/I&C) Controller 2 3

ERO Positions: 1 Damage Control Team Coordinator 2 India Team 3

[ ] **Eval 1:** Did the India Team obtain a clear and precise understanding of the identified scope of work to be accomplished?

[ ] **Eval 2:** Did the India Team obtain a thorough understanding of radiological and industrial hazards associated with the required work activity?

[ ] **Eval 3:** Did the India Team demonstrate good work planning and job preparation techniques?

[ ] **Eval 4:** Did the India Team demonstrate good troubleshooting techniques?

[ ] **Eval 5:** Did the India team locate the Damage Control Toolbox, and verify that it was adequately stocked?

[ ] **Eval 6:**

[ ] **Eval 7:**

[ ] **Eval 8:**

Comment 1:

Comment 2:

Comment 3:

Use reverse side if more space is needed

PPL Drill/Exercise Evaluation Form

Controller Name:

Instructions for Evaluation Criteria

Y = criteria met N = criteria not met P = criteria partially met N/A = criteria not applicable N/O = criteria not observed (Provide comments for N or P)

Drill/Exercise Title: 2000 -Biennial Exercise

Drill/Exercise Date: Thursday, November 02, 2000

Facility: OSC

(Overall) [ ] **=> OBJECTIVE:** 3.1 **Activate the OSC to support onsite emergency response.**

NUREG Reference: NUREG 0654 II.B.6

Controllers: 1 OSC Lead Controller 2 3

ERO Positions: 1 OSC Coordinator 2 3

[ ]	**Eval 1:** Was the OSC Coordinator briefed on plant conditions/status and plant priorities prior to activating the OSC?	PS 132 A
[ ]	**Eval 2:** Did the OSC Coordinator perform accountability for OSC personnel and transmit the information to Security?	PS 132 B
[ ]	**Eval 3:** Did the OSC Coordinator direct a HP Technician to obtain the dose records for all personnel responding to the OSC?	PS 132 B
[ ]	**Eval 4:** Did the OSC Coordinator initiate a log for the OSC?	PS 132 C
[ ]	**Eval 5:**	
[ ]	**Eval 6:**	
[ ]	**Eval 7:**	
[ ]	**Eval 8:**	

Comment 1:

Comment 2:

Comment 3:

Use reverse side if more space is needed

PPL Drill/Exercise Evaluation Form

Controller Name:

Instructions for Evaluation Criteria

Y = criteria met N = criteria not met P = criteria partially met N/A = criteria not applicable N/O = criteria not observed (Provide comments for N or P)

Drill/Exercise Title: 2000 -Biennial Exercise

Drill/Exercise Date: Thursday, November 02, 2000

Facility: OSC

(Overall) [ ] **=> OBJECTIVE:** 3.2 **Maintain communications with the Control Room.**

NUREG Reference: NUREG 0654 II.F

Controllers: 1 OSC Lead Controller 2 3

ERO Positions: 1 OSC Coordinator 2 3

[ ] **Eval 1:** Did the OSC Supervisor keep informed of changing plant conditions and priorities by maintain frequent communications with Control Room personnel? PS 132 A

[ ] **Eval 2:**

[ ] **Eval 3:**

[ ] **Eval 4:**

[ ] **Eval 5:**

[ ] **Eval 6:**

[ ] **Eval 7:**

[ ] **Eval 8:**

Comment 1:

Comment 2:

Comment 3:

Use reverse side if more space is needed

PPL Drill/Exercise Evaluation Form

Controller Name:

Drill/Exercise Title: 2000 -Biennial Exercise

Drill/Exercise Date: Thursday, November 02, 2000

(Overall) **Facility:** OSC

Instructions for Evaluation Criteria

Y = criteria met N = criteria not met P = criteria partially met N/A = criteria not applicable N/O = criteria not observed (Provide comments for N or P)

[ ] ***=> OBJECTIVE:*** **3.3 Maintain command and control of all teams dispatched from the OSC.**

NUREG Reference: NUREG 0654 II.A1.d, II.B

Controllers: 1 OSC Lead Controller 2 3

ERO Positions: 1 OSC Coordinator 2 3

[ ]	**Eval 1:** Did the OSC Coordinator assign qualified staff to emergency teams and assign a team leader?	PS 132 C
[ ]	**Eval 2:** Did the OSC Coordinator keep OSC personnel informed of plant conditions?	PS 132 C
[ ]	**Eval 3:** Were emergency teams given complete briefings prior to dispatch?	PS 132 D
[ ]	**Eval 4:** Was accountability of all emergency teams maintained throughout the emergency (logs, radio contact)?	PS 132 D
[ ]	**Eval 5:** Did the OSC Coordinator keep the Control Room and the TSC informed of OSC activities?	PS 132 I
[ ]	**Eval 6:**	
[ ]	**Eval 7:**	
[ ]	**Eval 8:**	

Comment 1:

Comment 2:

Comment 3:

Use reverse side if more space is needed

PPL Drill/Exercise Evaluation Form

Controller Name:

Instructions for Evaluation Criteria

Y = criteria met N = criteria not met P = criteria partially met N/A = criteria not applicable N/O = criteria not observed (Provide comments for N or P)

Drill/Exercise Title: 2000 -Biennial Exercise

Drill/Exercise Date: Thursday, November 02, 2000

Facility: OSC

(Overall) [ ] **=> OBJECTIVE: 3.4 Consider protective measures for emergency team members.**

NUREG Reference: NUREG 0654 II.K.1, II.K.2, II.K.3

Controllers: 1 OSC Lead Controller 2 3

ERO Positions: 1 OSC Coordinator 2 HP Specialist 3

[ ] **Eval 1:** Did the OSC Coordinator consider dose extensions for emergency response personnel? PS 132 D

[ ] **Eval 2:** Were dose extensions approved by the Emergency Director (CR), as required? PS 132 D

[ ] **Eval 3:** Did the HP Specialist consider protective measures for field teams?

[ ] **Eval 4:**

[ ] **Eval 5:**

[ ] **Eval 6:**

[ ] **Eval 7:**

[ ] **Eval 8:**

Comment 1:

Comment 2:

Comment 3:

Use reverse side if more space is needed

PPL Drill/Exercise Evaluation Form

Controller Name:

Drill/Exercise Title: 2000 -Biennial Exercise

Drill/Exercise Date: Thursday, November 02, 2000

Facility: OSC

Instructions for Evaluation Criteria

Y = criteria met N = criteria not met P = criteria partially met N/A = criteria not applicable N/O = criteria not observed (Provide comments for N or P)

(Overall) [ ] => *OBJECTIVE:* **3.6 If the TSC has not been activated, assemble, brief and dispatch the Chemistry Sampling Team.**

NUREG Reference:

Controllers: 1 OSC Lead Controller 2 3

ERO Positions: 1 OSC Coordinator 2 3

[ ] **Eval 1:** If chemistry samples were required prior to the activation of the TSC, did the Chemistry Sample Team report to the OSC? PS 132 F

[ ] **Eval 2:** If a Chemistry Sample Team was dispatched, did they receive a briefing on job tasks, radiological conditions, and personnel protective measures? PS 132 F

[ ] **Eval 3:**

[ ] **Eval 4:**

[ ] **Eval 5:**

[ ] **Eval 6:**

[ ] **Eval 7:**

[ ] **Eval 8:**

Comment 1:

Comment 2:

Comment 3:

Use reverse side if more space is needed

PPL Drill/Exercise Evaluation Form

Controller Name:

Instructions for Evaluation Criteria

Y = criteria met N = criteria not met P = criteria partially met N/A = criteria not applicable N/O = criteria not observed (Provide comments for N or P)

Drill/Exercise Title: 2000 -Biennial Exercise

Drill/Exercise Date: Thursday, November 02, 2000

Facility: OSC

(Overall) [ ] **=> OBJECTIVE: 3.7 Assemble and dispatch onsite (OSCAR) monitoring teams.**

NUREG Reference:

Controllers: 1 OSC Lead Controller 2 3

ERO Positions: 1 OSC Coordinator 2 3

[ ]	**Eval 1:**	Did the OSC Coordinator assign two HP Technicians to perform the onsite (out-of-plant) monitoring function?	PS 132 H
[ ]	**Eval 2:**	Did one technician report to the TSC to perform dose calculations and establish radio contact with the onsite field monitor (OSCAR)?	PS 132 H
[ ]	**Eval 3:**	Did the other HP Technician (OSCAR) perform radiation surveys of the nearsite area?	PS 132 H
[ ]	**Eval 4:**	Were the team members briefed by the OSC Coordinator on plant status, radiological conditions and weather prior to dispatch?	PS 132 H
[ ]	**Eval 5:**		
[ ]	**Eval 6:**		
[ ]	**Eval 7:**		
[ ]	**Eval 8:**		

Comment 1:

Comment 2:

Comment 3:

Use reverse side if more space is needed

PPL Drill/Exercise Evaluation Form

Controller Name:

Drill/Exercise Title: 2000 -Biennial Exercise

Drill/Exercise Date: Thursday, November 02, 2000

(Overall) Facility: OSC

Instructions for Evaluation Criteria

Y = criteria met N = criteria not met P = criteria partially met N/A = criteria not applicable N/O = criteria not observed (Provide comments for N or P)

[ ] ***=> OBJECTIVE:*** **3.8 Assemble and dispatch damage control teams.**

NUREG Reference:

Controllers: 1 OSC Lead Controller 2 3

ERO Positions: 1 OSC Coordinator 2 3

[ ] **Eval 1:** Were damage control teams assembled and dispatched in a timely manner to support priorities as established by the Emergency Director (CR)?

[ ] **Eval 2:**

[ ] **Eval 3:**

[ ] **Eval 4:**

[ ] **Eval 5:**

[ ] **Eval 6:**

[ ] **Eval 7:**

[ ] **Eval 8:**

Comment 1:

Comment 2:

Comment 3:

Use reverse side if more space is needed

PPL Drill/Exercise Evaluation Form

Controller Name:

Instructions for Evaluation Criteria

Y = criteria met N = criteria not met P = criteria partially met N/A = criteria not applicable N/O = criteria not observed (Provide comments for N or P)

Drill/Exercise Title: 2000 -Biennial Exercise

Drill/Exercise Date: Thursday, November 02, 2000

Facility: OSC

(Overall) [ ] **=> OBJECTIVE:** 3.9 **Upon activation of the TSC, transfer OSC operations to the TSC.**

NUREG Reference: NUREG 0654 II.K.6

Controllers: 1 OSC Lead Controller 2 3

ERO Positions: 1 OSC Coordinator 2 3

[ ] **Eval 1:** Upon activation of the TSC, did the OSC Coordinator relocate to the TSC and report to the Damage Control Team Coordinator? PS 132 D

[ ] **Eval 2:** Did the OSC Coordinator complete the "OSC/Maintenance I&C Coordinator Briefing Sheet." PS 132 B

[ ] **Eval 3:** Was the Damage Control Team Coordinator informed of the status of all teams and their purpose and priority?

[ ] **Eval 4:** Did the OSC Coordinator inform the Control Room that the control of in-plant teams had been transferred to the TSC?

[ ] **Eval 5:**

[ ] **Eval 6:**

[ ] **Eval 7:**

[ ] **Eval 8:**

Comment 1:

Comment 2:

Comment 3:

Use reverse side if more space is needed

PPL Drill/Exercise Evaluation Form

Controller Name:

Drill/Exercise Title: 2000 -Biennial Exercise

Drill/Exercise Date: Thursday, November 02, 2000

Facility: OSC

Instructions for Evaluation Criteria

Y = criteria met N = criteria not met P = criteria partially met N/A = criteria not applicable N/O = criteria not observed (Provide comments for N or P)

(Overall) [ ] => *OBJECTIVE:* **3.10 Maintain appropriate logs and records during the emergency/exercise/drill.**

NUREG Reference:

Controllers: 1 OSC Lead Controller 2 3

ERO Positions: 1 OSC Coordinator 2 3

[ ] **Eval 1:** Did the OSC Coordinator maintain a log of teams dispatched by the OSC?

[ ] **Eval 2:** Were OSC records maintained throughout the drill/exercise?

[ ] **Eval 3:**

[ ] **Eval 4:**

[ ] **Eval 5:**

[ ] **Eval 6:**

[ ] **Eval 7:**

[ ] **Eval 8:**

Comment 1:

Comment 2:

Comment 3:

Use reverse side if more space is needed

PPL Drill/Exercise Evaluation Form

Controller Name:

Instructions for Evaluation Criteria

Y = criteria met N = criteria not met P = criteria partially met N/A = criteria not applicable N/O = criteria not observed (Provide comments for N or P)

Drill/Exercise Title: 2000 -Biennial Exercise

Drill/Exercise Date: Thursday, November 02, 2000

(Overall) **Facility:** OSC

[ ] **=> OBJECTIVE:** 3.11 **Controller Objective: Assess the adequacy of equipment, method of operation, and procedures of the Operations Support Center during the drill/exercise.**

NUREG Reference: NUREG 0654 II.H

Controllers: 1 OSC Lead Controller 2 3

ERO Positions: 1 2 3

[ ] **Eval 1:** Was there an adequate supply of charged radios for teams dispatched from the OSC?

[ ] **Eval 2:** Did OSC position specific procedures provide adequate instructions to OSC personnel?

[ ] **Eval 3:**

[ ] **Eval 4:**

[ ] **Eval 5:**

[ ] **Eval 6:**

[ ] **Eval 7:**

[ ] **Eval 8:**

Comment 1:

Comment 2:

Comment 3:

Use reverse side if more space is needed

PPL Drill/Exercise Evaluation Form

Controller Name:

Instructions for Evaluation Criteria

Y = criteria met N = criteria not met P = criteria partially met N/A = criteria not applicable N/O = criteria not observed (Provide comments for N or P)

Drill/Exercise Title: 2000 -Biennial Exercise

Drill/Exercise Date: Thursday, November 02, 2000

(Overall) **Facility:** EOF

[ ] ***=> OBJECTIVE:*** **4.1 Receive a turnover from the TSC and accept responsibility for PARs, offsite notifications, and approval of public information.**

NUREG Reference: NUREG 0654 II.B.3

Controllers: 1 EOF Lead Controller 2 EOF Engineering Controller 3 EOF Radiological Controller

ERO Positions: 1 Recovery Manager 2 Engineering Support Supervisor 3 Dose Assessment Supervisor

[ ]	**Eval 1:**	Upon arrival at the EOF (or in transit) did the Recovery Manager contact the Emergency Director and receive a turnover of emergency information and responsibilities	PS 200 A
[ ]	**Eval 2:**	Did the Engineering Support Supervisor receive a turnover from the TSC Technical Support Coordinator and verify adequate staffing and equipment?	PS 307 A
[ ]	**Eval 3:**	Did the Dose Assessment Supervisor receive a turnover from the Radiation Protection Coordinator and verify adequate staffing and equipment?	PS 215 A
[ ]	**Eval 4:**	Did the EOF Support Supervisor obtain current emergency information and prepare to accept the responsibility for emergency notifications?	PS 207 A
[ ]	**Eval 5:**	Did the Recovery Manager (or designee) notify the Emergency Director that the EOF was accepting responsibility for emergency response?	PS 200 A
[ ]	**Eval 6:**	Did the Recover Manager (or designee) notify the Public Information Manager the EOF had accepted responsibility for approval of public information?	PS 200 A
[ ]	**Eval 7:**		
[ ]	**Eval 8:**		

Comment 1:

Comment 2:

Comment 3:

Use reverse side if more space is needed

PPL Drill/Exercise Evaluation Form

Controller Name:

Instructions for Evaluation Criteria

Y = criteria met N = criteria not met P = criteria partially met N/A = criteria not applicable N/O = criteria not observed (Provide comments for N or P)

Drill/Exercise Title: 2000 -Biennial Exercise

Drill/Exercise Date: Thursday, November 02, 2000

Facility: EOF

(Overall) ☐ **=> OBJECTIVE: 4.2 Activate the EOF within 90 minutes of the declaration of Site Area Emergency or higher classification at SSES.**

NUREG Reference: NUREG 0654 II.H.4

Controllers: 1 EOF Lead Controller 2 EOF Communications Controller 3

ERO Positions: 1 Recovery Manager 2 EOF Support Supervisor 3 NEP Duty Planner

☐ **Eval 1:** Did the NEP Duty Planner establish access control and ensure adequate staffing for the EOF? PS 210 A

☐ **Eval 2:** Did essential personnel report to the EOF within 90 minutes of the declaration of an Alert or higher classification at SSES?

☐ **Eval 3:** Did the Recovery Manager declare the facility activated (PA announcement within 90 minutes of the Alert or higher classification)? PS 200 A

☐ **Eval 4:**

☐ **Eval 5:**

☐ **Eval 6:**

☐ **Eval 7:**

☐ **Eval 8:**

Comment 1:

Comment 2:

Comment 3:

Use reverse side if more space is needed

PPL Drill/Exercise Evaluation Form

Controller Name:

Drill/Exercise Title: 2000 -Biennial Exercise

Drill/Exercise Date: Thursday, November 02, 2000

Facility: EOF

Instructions for Evaluation Criteria

Y = criteria met N = criteria not met P = criteria partially met N/A = criteria not applicable N/O = criteria not observed (Provide comments for N or P)

(Overall) [ ] => *OBJECTIVE:* **4.3 Maintain command and control of all emergency activities directed from the EOF.**

NUREG Reference: NUREG 0654 II.A.1.d

Controllers: 1 EOF Lead Controller 2 EOF Engineering Controller 3 EOF Radiological Controller

ERO Positions: 1 Recovery Manager 2 EOF Technical Staff 3 EOF Radiological Staff

[ ]	**Eval 1:** Did the Recovery Manager inform the EOF staff when the facility was activated and ensure that the EOF staff was provided with frequent emergency updates?	PS 200 A,B
[ ]	**Eval 2:** Did the Recovery Manager keep the Emergency Director (TSC) informed of all decisions made by the EOF?	PS 200 B
[ ]	**Eval 3:** Did the Recovery Manager ensure that all necessary emergency response functions were prioritized, initiated and completed?	
[ ]	**Eval 4:** Did the Recovery Manager ensure that emergency information was disseminated to federal and state agencies?	PS 200 C
[ ]	**Eval 5:** Did EOF Supervisors keep their staff informed of current situations and priorities?	
[ ]	**Eval 6:** Did EOF Supervisors provide clear and concise direction to their staff?	
[ ]	**Eval 7:** Did non-supervisorial staff provide feedback to supervisors on plant conditions and progress on assigned tasks?	
[ ]	**Eval 8:**	

Comment 1:

Comment 2:

Comment 3:

Use reverse side if more space is needed

PPL Drill/Exercise Evaluation Form

Controller Name:

Drill/Exercise Title: 2000 -Biennial Exercise

Drill/Exercise Date: Thursday, November 02, 2000

Facility: EOF

Instructions for Evaluation Criteria

Y = criteria met N = criteria not met P = criteria partially met N/A = criteria not applicable N/O = criteria not observed (Provide comments for N or P)

(Overall) [ ] => *OBJECTIVE:* **4.4 Upon activation of the EOF, classify emergency conditions utilizing appropriate emergency action level (EAL) criteria**

NUREG Reference: NUREG 0654 II.D.1, II.D.2, II.I.1, II.I.2

Controllers: 1 EOF Lead Controller 2 EOF Engineering Controller 3 EOF Radiological Controller

ERO Positions: 1 Recovery Manager 2 EOF Engineering Staff 3 EOF Radiological Staff

[ ] **Eval 1:** Did the Recovery Manager consult with the Emergency Director (TSC) concerning EAL categorization? PS 200 D

[ ] **Eval 2:** Did the Recovery Manager consult with the EOF Radiological Staff concerning EAL categorization? PS 200 D

[ ] **Eval 3:** Did the Recovery Manager consult with the EOF Engineering Staff concerning EAL categorization? PS 200 D

[ ] **Eval 4:** Did the Recovery Manager initiate an EOF PA announcement for classification upgrades and notification to offsite authorities?

[ ] **Eval 5:**

[ ] **Eval 6:**

[ ] **Eval 7:**

[ ] **Eval 8:**

Comment 1:

Comment 2:

Comment 3:

Use reverse side if more space is needed

PPL Drill/Exercise Evaluation Form

Controller Name:

Instructions for Evaluation Criteria

Y = criteria met N = criteria not met P = criteria partially met N/A = criteria not applicable N/O = criteria not observed (Provide comments for N or P)

Drill/Exercise Title: 2000 -Biennial Exercise

Drill/Exercise Date: Thursday, November 02, 2000

(Overall) **Facility:** EOF

[ ] **=> OBJECTIVE: 4.5 Upon declaration of an emergency classification or PAR, perform timely notifications to offsite authorities and the NRC. (NRC communications will be to the Control Cell.)**

NUREG Reference: NUREG 0654 II.E.1, II.E.3, II.E.4

Controllers: 1 EOF Lead Controller 2 EOF Communications Controller 3

ERO Positions: 1 Recovery Manager 2 EOF Support Supervisor 3 EOF Communicator

[ ]	**Eval 1:** Did the EOF Support Supervisor make a PA announcement when the EOF assumed the responsibility for notifications?	PS 207 A
[ ]	**Eval 2:** Were changes to classifications communicated to the offsite agencies within 15 minutes?	PS 207 B
[ ]	**Eval 3:** Were changes to PARs communicated to the offsite agencies within 15 minutes?	PS 207 B
[ ]	**Eval 4:** Were changes to protective measures communicated to the offsite agencies in a timely manner?	
[ ]	**Eval 5:** Were communications with the NRC maintained throughout the event?	PS 207 B
[ ]	**Eval 6:** Were PP&L emergency organizations (TSC, MOC) informed of changes to classification?	
[ ]	**Eval 7:** Were offsite notifications INITIATED within 15 minutes of the event/PAR classification? (PI ITEM- Note times)	PS 207 B
[ ]	**Eval 8:**	

Comment 1:

Comment 2:

Comment 3:

Use reverse side if more space is needed

PPL Drill/Exercise Evaluation Form

Controller Name:

Instructions for Evaluation Criteria

Y = criteria met N = criteria not met P = criteria partially met N/A = criteria not applicable N/O = criteria not observed (Provide comments for N or P)

Drill/Exercise Title: 2000 -Biennial Exercise

Drill/Exercise Date: Thursday, November 02, 2000

Facility: EOF

(Overall) [ ] **=> OBJECTIVE: 4.6 Determine and initiate appropriate public PARs based upon plant conditions, dose assessments provided by the TSC, and weather conditions.**

NUREG Reference: NUREG 0654 II.J.7

Controllers: 1 EOF Lead Controller 2 EOF Engineering Controller 3 EOF Radiological Controller

ERO Positions: 1 Recovery Manager 2 EOF Engineering Staff 3 Radiological Liaison

[ ] **Eval 1:** Did the Recovery Manager and support staff monitor plant and radiological conditions to determine if PARs were needed? PS 200 E

[ ] **Eval 2:** Were protective action recommendations communicated to the offsite agencies within 15 minutes? PS 200 E

[ ] **Eval 3:** Was the EOF staff and the onsite emergency organization informed of the protective action decisions?

[ ] **Eval 4:** Were offsite notifications INITIATED within 15 minutes of the event/PAR classification? (PI ITEM- Note times)

[ ] **Eval 5:**

[ ] **Eval 6:**

[ ] **Eval 7:**

[ ] **Eval 8:**

Comment 1:

Comment 2:

Comment 3:

Use reverse side if more space is needed

PPL Drill/Exercise Evaluation Form

Controller Name:

Drill/Exercise Title: 2000 -Biennial Exercise

Drill/Exercise Date: Thursday, November 02, 2000

(Overall) Facility: EOF

Instructions for Evaluation Criteria

Y = criteria met N = criteria not met P = criteria partially met N/A = criteria not applicable N/O = criteria not observed (Provide comments for N or P)

[ ] *=> OBJECTIVE:* **4.7 Determine and initiate appropriate protective measures for offsite PPL emergency response personnel based on plant conditions, dose assessment, and weather.**

NUREG Reference: NUREG 0654 II.K.1, II.K.2, II.J.6.c

Controllers: 1 EOF Lead Controller 2 EOF Radiological Controller 3

ERO Positions: 1 Recovery Manager 2 EOF Radiological Staff 3

[ ]	**Eval 1:** If needed, did the Recovery Manager approve protective measures for offsite PP&L emergency responders?	PS 200 8
[ ]	**Eval 2:** Did the EOF radiological staff assess the need for emergency exposures limits and KI for offsite PP&L emergency workers?	PS 215 E
[ ]	**Eval 3:** Were the protective measures communicated to the field teams?	PS 220 B
[ ]	**Eval 4:**	
[ ]	**Eval 5:**	
[ ]	**Eval 6:**	
[ ]	**Eval 7:**	
[ ]	**Eval 8:**	

Comment 1:

Comment 2:

Comment 3:

Use reverse side if more space is needed

PPL Drill/Exercise Evaluation Form

Controller Name:

Instructions for Evaluation Criteria

Y = criteria met N = criteria not met P = criteria partially met N/A = criteria not applicable N/O = criteria not observed (Provide comments for N or P)

Drill/Exercise Title: 2000 -Biennial Exercise

Drill/Exercise Date: Thursday, November 02, 2000

(Overall) **Facility:** EOF

[ ] **=> OBJECTIVE: 4.8 Maintain communications with the offsite authorities, TSC, Media Operations Center, and field monitoring teams throughout the emergency.**

NUREG Reference: NUREG 0737....., NUREG 0654 II.F.1.d

Controllers: 1 All EOF Controllers 2 3

ERO Positions: 1 All EOF Staff 2 3

[ ] **Eval 1:** Upon activation of the EOF, was accurate information communicated to offsite emergency operations centers in a timely manner?

[ ] **Eval 2:** Did the Recovery Manager maintain communications with the Emergency Director throughout the event? PS 200 B

[ ] **Eval 3:** Did the EOF Engineering staff maintain frequent communications with the TSC Engineering staff? PS 307 A

[ ] **Eval 4:** Did the EOF Radiological staff maintain frequent communications with the TSC radiological staff? PS 215 A

[ ] **Eval 5:** Did the EOF Radiological staff maintain communications with the field monitoring teams?

[ ] **Eval 6:** Did the EOF Radiological section maintain communications with the EOF Engineer section to assess the radiological impacts of plant conditions?

[ ] **Eval 7:**

[ ] **Eval 8:**

Comment 1:

Comment 2:

Comment 3:

Use reverse side if more space is needed

PPL Drill/Exercise Evaluation Form

Controller Name:

Drill/Exercise Title: 2000 -Biennial Exercise

Drill/Exercise Date: Thursday, November 02, 2000

(Overall) Facility: EOF

Instructions for Evaluation Criteria

Y = criteria met N = criteria not met P = criteria partially met N/A = criteria not applicable N/O = criteria not observed (Provide comments for N or P)

[ ] **=> OBJECTIVE: 4.9 Provide an engineering assessment of accident conditions.**

NUREG Reference: NUREG 0654 II.I

Controllers: 1 EOF Engineering Controller 2 3

ERO Positions: 1 Engineering Support Supervisor 2 Systems Lead Engineer 3 Nuclear Fuels Engineer

[ ]	**Eval 1:**	Did the Engineering staff accurately assess plant conditions and their effect on actual or potential releases and provide this information to the Recovery Manager?	PS 307 A
[ ]	**Eval 2:**	Did the EOF Engineering staff communicate changes in plant status (releases, fuel damage) to the radiological support staff?	PS 307 B
[ ]	**Eval 3:**	Did the Engineering Support Supervisor provide plant status information to DEP/BRP, NRC, and the Media Operations Center?	PS 307 C
[ ]	**Eval 4:**	Did the Systems Lead Engineer and/or Fuels Lead Engineer establish a communications link with the TSC (EOF Data Link)?	PS 325 A
[ ]	**Eval 5:**	If required, did the Fuels Lead Engineer perform accurate assessments of fuel damage throughout the event?	PS 324 B
[ ]	**Eval 6:**	Did the EOF Engineering staff monitor plant conditions for changes that could effect Emergency Classification Levels?	PS 307 A
[ ]	**Eval 7:**	Did the EOF Engineering Support Staff provide recommendations on protective actions based on plant conditions?	PS 307 A
[ ]	**Eval 8:**		

Comment 1:

Comment 2:

Comment 3:

Use reverse side if more space is needed

PPL Drill/Exercise Evaluation Form

Controller Name:

Instructions for Evaluation Criteria

Y = criteria met N = criteria not met P = criteria partially met N/A = criteria not applicable N/O = criteria not observed (Provide comments for N or P)

Drill/Exercise Title: 2000 -Biennial Exercise

Drill/Exercise Date: Thursday, November 02, 2000

Facility: EOF

(Overall) [ ] **=> OBJECTIVE: 4.10 Provide radiological assessment of accident conditions.**

NUREG Reference: NUREG 0654 II.D.1, II.I.1, II.J.6, II.J.7

Controllers: 1 EOF Radiological Controller 2 3

ERO Positions: 1 Dose Assessment Supervisor 2 Dose Assessment Staffer 3 Field Team Director

[ ]	**Eval 1:** Did the EOF radiological staff effectively monitor plant radiological and site meteorological conditions during the simulated emergency?	
[ ]	**Eval 2:** Did the EOF radiological staff provide recommendations on changes to EALSs and PARs based on radiological conditions?	PS 215 B,C
[ ]	**Eval 3:** Did the EOF radiological staff effectively utilize field teams during the simulated emergency?	PS 215 F
[ ]	**Eval 4:** Did the EOF radiological staff perform study-case calculations and/or back-up MIDAS calculations in support of the TSC?	PS 244 C
[ ]	**Eval 5:**	
[ ]	**Eval 6:**	
[ ]	**Eval 7:**	
[ ]	**Eval 8:**	

Comment 1:

Comment 2:

Comment 3:

Use reverse side if more space is needed

PPL Drill/Exercise Evaluation Form

Controller Name:

Drill/Exercise Title: 2000 -Biennial Exercise

Drill/Exercise Date: Thursday, November 02, 2000

Facility: EOF

Instructions for Evaluation Criteria

Y = criteria met N = criteria not met P = criteria partially met N/A = criteria not applicable N/O = criteria not observed (Provide comments for N or P)

(Overall) [ ] **=> OBJECTIVE: 4.11 Provide support to the Technical Support Center for mitigation of the accident.**

NUREG Reference: NUREG 0654 II.I

Controllers: 1 EOF Engineering Controller 2 EOF Radiological Controller 3

ERO Positions: 1 EOF Technical Staff 2 EOF Radiological Staff 3

[ ] **Eval 1:** Did the Recovery Manager consult with the EOF supervisors and provide appropriate support to the Emergency Director (TSC) for mitigation actions?

[ ] **Eval 2:** Did the Engineering Section analyze means of mitigating the effects of the accident to plant equipment and systems in support of the TSC?

[ ] **Eval 3:** Did the EOF Radiological Section analyze means of reducing the radiological impacts of the accident to plant personnel and the public in support of the TSC?

[ ] **Eval 4:**

[ ] **Eval 5:**

[ ] **Eval 6:**

[ ] **Eval 7:**

[ ] **Eval 8:**

Comment 1:

Comment 2:

Comment 3:

Use reverse side if more space is needed

PPL Drill/Exercise Evaluation Form

Controller Name:

Instructions for Evaluation Criteria

Y = criteria met N = criteria not met P = criteria partially met N/A = criteria not applicable N/O = criteria not observed (Provide comments for N or P)

Drill/Exercise Title: 2000 -Biennial Exercise

Drill/Exercise Date: Thursday, November 02, 2000

(Overall) **Facility:** EOF

[ ] **=> OBJECTIVE:** **4.12 Identify offsite resources (contract and private) that may be of assistance.**

NUREG Reference: NUREG 0654 II.B.8

Controllers: 1 EOF Lead Controller 2 EOF Engineering Controller 3 EOF Radiological Controller

ERO Positions: 1 Recovery Manager 2 Engineering Support Supervisor 3 Dose Assessment Supervisor

[ ] **Eval 1:** Did the Recovery Manager confer with EOF Supervisors and the Emergency Director (TSC) to determine offsite resources needed to support recovery?

[ ] **Eval 2:**

[ ] **Eval 3:**

[ ] **Eval 4:**

[ ] **Eval 5:**

[ ] **Eval 6:**

[ ] **Eval 7:**

[ ] **Eval 8:**

Comment 1:

Comment 2:

Comment 3:

Use reverse side if more space is needed

PPL Drill/Exercise Evaluation Form

Controller Name:

Drill/Exercise Title: 2000 -Biennial Exercise

Drill/Exercise Date: Thursday, November 02, 2000

(Overall) Facility: EOF

Instructions for Evaluation Criteria

Y = criteria met N = criteria not met P = criteria partially met N/A = criteria not applicable N/O = criteria not observed (Provide comments for N or P)

[ ] **=> OBJECTIVE:** **4.13 Direct the activities of the field monitoring teams.**

NUREG Reference: NUREG 0654 II.I.7

Controllers: 1 EOF Radiological Controller 2 3

ERO Positions: 1 Field Team Director 2 3

[ ]	**Eval 1:** Did the Field Team Director conduct a pre-drill briefing for the Alpha and Bravo teams?	PS 220 A
[ ]	**Eval 2:** Did the Field Team Director dispatch the Alpha and Bravo teams from the EOF?	PS 220 B
[ ]	**Eval 3:** Did the Field Team Director effectively control the activities of the OSCAR, Alpha and Bravo teams?	PS 220 B
[ ]	**Eval 4:** If needed, did the Field Team Director effectively utilize the environmental sampling teams during the drill?	PS 220 C, D
[ ]	**Eval 5:** If needed, did the Field Team Director obtain additional monitoring support for the EOF?	PS 220 E
[ ]	**Eval 6:** If a release of radioactive liquid occurred, did the Field Team Director instruct teams to obtain liquid samples?	PS 220 F
[ ]	**Eval 7:** Did the Field Team Director ensure that samples were properly analyzed and the results incorporated in to dose assessments?	PS 220 G
[ ]	**Eval 8:**	

Comment 1:

Comment 2:

Comment 3:

Use reverse side if more space is needed

PPL Drill/Exercise Evaluation Form

Controller Name:

Instructions for Evaluation Criteria

Y = criteria met N = criteria not met P = criteria partially met N/A = criteria not applicable N/O = criteria not observed (Provide comments for N or P)

Drill/Exercise Title: 2000 -Biennial Exercise

Drill/Exercise Date: Thursday, November 02, 2000

Facility: EOF

(Overall) [ ] **=> OBJECTIVE: 4.16 Maintain appropriate logs and records during the emergency/exercise/drill.**

NUREG Reference:

Controllers:	1 All EOF Controllers	2	3
ERO Positions:	1 All EOF Staff	2	3

[ ] **Eval 1:** Did the EOF emergency responders maintain accurate and complete logs during the simulated emergency?

[ ] **Eval 2:** Were accurate and complete records kept by the EOF staff during the simulated emergency ?

[ ] **Eval 3:**

[ ] **Eval 4:**

[ ] **Eval 5:**

[ ] **Eval 6:**

[ ] **Eval 7:**

[ ] **Eval 8:**

Comment 1:

Comment 2:

Comment 3:

Use reverse side if more space is needed

PPL Drill/Exercise Evaluation Form

Controller Name:

Instructions for Evaluation Criteria

Y = criteria met N = criteria not met P = criteria partially met N/A = criteria not applicable N/O = criteria not observed (Provide comments for N or P)

Drill/Exercise Title: 2000 -Biennial Exercise

Drill/Exercise Date: Thursday, November 02, 2000

(Overall) **Facility:** EOF

[ ] **=> OBJECTIVE: 4.17 Upon completion of the drill/exercise, conduct a critique of the facility's response to the simulated event.**

NUREG Reference: NUREG 0654 II.N.4, II.N.5

Controllers: 1 All EOF Controllers 2 3

ERO Positions: 1 All EOF Staff 2 3

[ ] **Eval 1:** Upon completion of the drill/exercise, did the EOF conduct a critique of the facility's response to the emergency?

[ ] **Eval 2:** Did the critique address both positive and negative aspects of the emergency response organizations performance?

[ ] **Eval 3:** Did the controller organization attempt to categorize the nature of problems identified in the EOF during the drill (procedures, training, facilities and equipment)?

[ ] **Eval 4:** Were comments made during the critique recorded by the controller organization?

[ ] **Eval 5:**

[ ] **Eval 6:**

[ ] **Eval 7:**

[ ] **Eval 8:**

Comment 1:

Comment 2:

Comment 3:

Use reverse side if more space is needed

PPL Drill/Exercise Evaluation Form

Controller Name:

Instructions for Evaluation Criteria

Y = criteria met N = criteria not met P = criteria partially met N/A = criteria not applicable N/O = criteria not observed (Provide comments for N or P)

Drill/Exercise Title: 2000 -Biennial Exercise

Drill/Exercise Date: Thursday, November 02, 2000

Facility: EOF

(Overall) [ ] **=> OBJECTIVE:** **4.18 Controller Objective: Assess the adequacy of the equipment, method of operation, and procedures of the EOF during the drill/exercise.**

NUREG Reference: NUREG 0654 II.H

Controllers: 1 All EOF Controllers 2 3

ERO Positions: 1 All EOF Staff 2 3

[ ] **Eval 1:** Did all EOF equipment function properly during the drill/exercise?

[ ] **Eval 2:** Did the EOF position specific procedures provide adequate instruction to the EOF staff?

[ ] **Eval 3:** Was the conduct and design of the drill/exercise adequate to support the objectives of the drill/exercise?

[ ] **Eval 4:**

[ ] **Eval 5:**

[ ] **Eval 6:**

[ ] **Eval 7:**

[ ] **Eval 8:**

Comment 1:

Comment 2:

Comment 3:

Use reverse side if more space is needed

PPL Drill/Exercise Evaluation Form

Controller Name:

Instructions for Evaluation Criteria

Y = criteria met N = criteria not met P = criteria partially met N/A = criteria not applicable N/O = criteria not observed (Provide comments for N or P)

Drill/Exercise Title: 2000 -Biennial Exercise

Drill/Exercise Date: Thursday, November 02, 2000

(Overall) **Facility:** Emerg. Monitoring Field Teams

[ ] ***=> OBJECTIVE:*** **5.1 Report to the EOF and prepare for dispatch.**

NUREG Reference: NUREG 0654 II.B.5

Controllers: 1 Offsite Team Controller 2 3

ERO Positions: 1 Field Monitoring Team 2 Environmental Sampling Team 3

[ ]	**Eval 1:**	Did the field monitoring team members report to the EOF in a timely manner and prepare to be dispatched?	PS 222 A
[ ]	**Eval 2:**	Did the field monitoring team check the emergency kit and perform an instrument check?	PS 222 A
[ ]	**Eval 3:**	Did the field monitoring team members obtain a portable radio and simulate donning PCs?	PS 222 A
[ ]	**Eval 4:**		
[ ]	**Eval 5:**		
[ ]	**Eval 6:**		
[ ]	**Eval 7:**		
[ ]	**Eval 8:**		

Comment 1:

Comment 2:

Comment 3:

Use reverse side if more space is needed

PPL Drill/Exercise Evaluation Form

Controller Name:

Instructions for Evaluation Criteria

Y = criteria met N = criteria not met P = criteria partially met N/A = criteria not applicable N/O = criteria not observed (Provide comments for N or P)

Drill/Exercise Title: 2000 -Biennial Exercise

Drill/Exercise Date: Thursday, November 02, 2000

Facility: Emerg. Monitoring Field Teams

(Overall) [ ] **=> OBJECTIVE: 5.2 Receive an initial briefing from the Field Team Director.**

NUREG Reference: NUREG 0654 II.B.5

Controllers: 1 Offsite Team Controller 2 3

ERO Positions: 1 Field Monitoring Team 2 3

[ ]	**Eval 1:** Upon completion of preparations for dispatch, did the field team members report to the Field Team Director for a briefing?	PS 222 A
[ ]	**Eval 2:** Were the field team members briefed using the information contained on the Field Team Briefing Sheet?	PS 220 A
[ ]	**Eval 3:** Were field team members given a copy of the Field Team Briefing Sheet?	PS 220 A
[ ]	**Eval 4:**	
[ ]	**Eval 5:**	
[ ]	**Eval 6:**	
[ ]	**Eval 7:**	
[ ]	**Eval 8:**	

Comment 1:

Comment 2:

Comment 3:

Use reverse side if more space is needed

PPL Drill/Exercise Evaluation Form

Controller Name:

Instructions for Evaluation Criteria

Y = criteria met N = criteria not met P = criteria partially met N/A = criteria not applicable N/O = criteria not observed (Provide comments for N or P)

Drill/Exercise Title: 2000 -Biennial Exercise

Drill/Exercise Date: Thursday, November 02, 2000

(Overall) **Facility:** Emerg. Monitoring Field Teams

[ ] **=> OBJECTIVE:** **5.3 Determine the location of the plume.**

NUREG Reference: NUREG 0654 II.I.7, II.I.9

Controllers: 1 Offsite Team Controller 2 3

ERO Positions: 1 Field Monitoring Team 2 3

[ ]	**Eval 1:**	Did the field team choose an appropriate route to get to their monitoring location?	PS 222 B
[ ]	**Eval 2:**	Did the team keep a survey instrument turned on during the trip to the monitoring location?	PS 222 A
[ ]	**Eval 3:**	Did the team determine the characteristics of the plume as directed by the Field Team Director (edge, centerline, etc)?	PS 222 B
[ ]	**Eval 4:**		
[ ]	**Eval 5:**		
[ ]	**Eval 6:**		
[ ]	**Eval 7:**		
[ ]	**Eval 8:**		

Comment 1:

Comment 2:

Comment 3:

Use reverse side if more space is needed

PPL Drill/Exercise Evaluation Form

Controller Name:

Instructions for Evaluation Criteria

Y = criteria met N = criteria not met P = criteria partially met N/A = criteria not applicable N/O = criteria not observed (Provide comments for N or P)

Drill/Exercise Title: 2000 -Biennial Exercise

Drill/Exercise Date: Thursday, November 02, 2000

Facility: Emerg. Monitoring Field Teams

(Overall) [ ] **=> OBJECTIVE: 5.4 Perform radiation field surveys and collect air samples as directed by the Field Team Director.**

NUREG Reference: NUREG 0654 II.I.9, II.I.10

Controllers: 1 Offsite Team Controller 2 3

ERO Positions: 1 Field Monitoring Team 2 3

[ ]	**Eval 1:** Did the field team perform a radiation survey using the "Survey Data Form."	PS 222 3
[ ]	**Eval 2:** Was survey information gathered by the team communicated to the Field Team Director?	PS 220 B
[ ]	**Eval 3:** Did the field teams collect air samples as directed by the Field Team Director?	PS 222 4
[ ]	**Eval 4:** Were the results of the air samples recorded on the Survey Data Form?	PS 222 1
[ ]	**Eval 5:** Were the results of the survey communicated to the Field Team Director?	PS 222 4
[ ]	**Eval 6:**	
[ ]	**Eval 7:**	
[ ]	**Eval 8:**	

Comment 1:

Comment 2:

Comment 3:

Use reverse side if more space is needed

PPL Drill/Exercise Evaluation Form

Controller Name:

Drill/Exercise Title: 2000 -Biennial Exercise

Drill/Exercise Date: Thursday, November 02, 2000

(Overall) **Facility:** Emerg. Monitoring Field Teams

Instructions for Evaluation Criteria

Y = criteria met N = criteria not met P = criteria partially met N/A = criteria not applicable N/O = criteria not observed (Provide comments for N or P)

[ ] **=> OBJECTIVE: 5.9 Perform radiation surveys of the nearsite area in response to a radiological release from SSES. (OSCAR)**

NUREG Reference: NUREG 0654 II.I.9, II.I.10

Controllers: 1 Oscar Controller 2 3

ERO Positions: 1 HP I Tech (OSCAR) 2 3

[ ]	**Eval 1:** Did the HP I Tech (OSCAR) prepare the Health Physics Van to be dispatched?	PS 108 C
[ ]	**Eval 2:** Did the HP I Tech (OSCAR) inform the HP II Dose Calculator or HP Radioman when he was ready to be dispatched?	PS 108 C
[ ]	**Eval 3:** Did the HP I Tech (OSCAR) perform radiation and airborne activity surveys as directed?	PS 108 D
[ ]	**Eval 4:** Were the results of surveys communicated to the TSC/EOF in a timely manner?	PS 108 E
[ ]	**Eval 5:**	
[ ]	**Eval 6:**	
[ ]	**Eval 7:**	
[ ]	**Eval 8:**	

Comment 1:

Comment 2:

Comment 3:

Use reverse side if more space is needed

PPL Drill/Exercise Evaluation Form

Controller Name:

Instructions for Evaluation Criteria

Y = criteria met N = criteria not met P = criteria partially met N/A = criteria not applicable N/O = criteria not observed (Provide comments for N or P)

Drill/Exercise Title: 2000 -Biennial Exercise

Drill/Exercise Date: Thursday, November 02, 2000

Facility: Emerg. Monitoring Field Teams

(Overall) [ ] => *OBJECTIVE:* **5.10 Controller Objective: Evaluate the adequacy of the equipment used by emergency monitoring field teams and emergency sampling teams.**

NUREG Reference: NUREG 0654 II.H

Controllers: 1 Oscar Controller 2 Offsite Team Controller 3

ERO Positions: 1 HP I Tech (OSCAR) 2 Emergency Monitoring Team 3 Environmental Sampling Team

[ ] **Eval 1:** Was the vehicle, communications systems, sampling equipment and radiological analysis equipment of the OSCAR van adequate to perform its function?

[ ] **Eval 2:** Was the vehicle, communications systems, sampling equipment and radiological analysis equipment of the emergency monitoring team vehicle adequate to perform its function?

[ ] **Eval 3:** Was the vehicle, communications systems, sampling equipment and radiological analysis equipment of the environmental sampling vehicle adequate to perform its function?

[ ] **Eval 4:**

[ ] **Eval 5:**

[ ] **Eval 6:**

[ ] **Eval 7:**

[ ] **Eval 8:**

Comment 1:

Comment 2:

Comment 3:

Use reverse side if more space is needed

PPL Drill/Exercise Evaluation Form

Controller Name:

Instructions for Evaluation Criteria

Y = criteria met N = criteria not met P = criteria partially met N/A = criteria not applicable N/O = criteria not observed (Provide comments for N or P)

Drill/Exercise Title: 2000 -Biennial Exercise

Drill/Exercise Date: Thursday, November 02, 2000

(Overall) **Facility:** Media Operations Center

[ ] ***=> OBJECTIVE:*** **6.1 Activate the Media Operations Center in response to emergency conditions at SSES.**

NUREG Reference: NUREG 0654 II.b.7.d

Controllers: 1 MOC Lead Controller 2 MOC Assistant Controller 3

ERO Positions: 1 Public Information Manager 2 MOC Administrative Coordinator 3

[ ] **Eval 1:** If an Unusual Event is declared, did the Susquehanna Energy Information Center function as the MOC?

[ ] **Eval 2:** At the declaration of an Alert or Higher classification, was the Media Operations Center at the EBMC activated? PS 350 I

[ ] **Eval 3:** For longer events, did the Public Information Manager consider relocating writers from Allentown to the MOC? PS 350 F

[ ] **Eval 4:** Did the MOC Administrative Coordinator ensure that the MOC equipment was operational? PS 360 B

[ ] **Eval 5:** Did the MOC Administrative Coordinator callout additional personnel as needed for the MOC? PS 360 C

[ ] **Eval 6:**

[ ] **Eval 7:**

[ ] **Eval 8:**

Comment 1:

Comment 2:

Comment 3:

Use reverse side if more space is needed

PPL Drill/Exercise Evaluation Form

Controller Name:

Instructions for Evaluation Criteria

Y = criteria met N = criteria not met P = criteria partially met N/A = criteria not applicable N/O = criteria not observed (Provide comments for N or P)

Drill/Exercise Title: 2000 -Biennial Exercise

Drill/Exercise Date: Thursday, November 02, 2000

Facility: Media Operations Center

(Overall) ☐ **=> OBJECTIVE: 6.2 Issue approved news releases for plant events.**

NUREG Reference: NUREG 0654 II.G

Controllers: 1 MOC Lead Controller 2 3

ERO Positions: 1 Public Information Manager 2 News Manager 3 MOC Writer

☐	**Eval 1:** Did the Public Information Manager direct the News Manager or MOC Writer to prepare news releases?	PS 350 B
☐	**Eval 2:** Did the News Manager or News Writer prepare accurate news releases?	PS 350 B
☐	**Eval 3:** Were the news releases sent to the Emergency Director or Recovery Manager for approval?	PS 350 B
☐	**Eval 4:** Were approved news releases issued to the public in a timely manner?	PS 350 B
☐	**Eval 5:** Was the content of the news releases appropriate for the time it was released?	
☐	**Eval 6:**	
☐	**Eval 7:**	
☐	**Eval 8:**	

Comment 1:

Comment 2:

Comment 3:

Use reverse side if more space is needed

PPL Drill/Exercise Evaluation Form

Controller Name:

Drill/Exercise Title: 2000 -Biennial Exercise

Drill/Exercise Date: Thursday, November 02, 2000

(Overall) **Facility:** Media Operations Center

Instructions for Evaluation Criteria

Y = criteria met N = criteria not met P = criteria partially met N/A = criteria not applicable N/O = criteria not observed (Provide comments for N or P)

=> *OBJECTIVE:* **6.3 Prepare and issue news bulletins in response to an emergency at SSES.**

NUREG Reference: NUREG 0654 II.G.4

Controllers: 1 MOC Lead Controller 2 MOC Assistant Controller 3

ERO Positions: 1 Public Information Manager 2 News Manager 3 MOC Writer

Eval 1: Did the MOC Writer prepare news bulletins for release to the media? PS 357 B

Eval 2: Were news bulletins reviewed by the News Manager? PS 357 B

Eval 3: Were news bulletins approved by the Public Information Manager prior to release? PS 357 C

Eval 4: Was the content of news bulletins appropriate for the emergency situation at the time they were released?

Eval 5: If the news release contained significant technical content, was it reviewed by the Public Information Technical Briefer? PS 357 C

Eval 6:

Eval 7:

Eval 8:

Comment 1:

Comment 2:

Comment 3:

Use reverse side if more space is needed

PPL Drill/Exercise Evaluation Form

Controller Name:

Instructions for Evaluation Criteria

Y = criteria met N = criteria not met P = criteria partially met N/A = criteria not applicable N/O = criteria not observed (Provide comments for N or P)

Drill/Exercise Title: 2000 -Biennial Exercise

Drill/Exercise Date: Thursday, November 02, 2000

Facility: Media Operations Center

(Overall) [ ] **=> OBJECTIVE: 6.4 Conduct briefings for the News Media.**

NUREG Reference: NUREG 0654 II.G.4

Controllers: 1 MOC Lead Controller 2 MOC Assistant Controller 3

ERO Positions: 1 Public Information Manager 2 Public Information Technical Briefer 3

[ ] **Eval 1:** Did the PIM and the Technical Briefer conduct frequent briefings for public officials and the media? PS 350 D

[ ] **Eval 2:** Was information presented to the public accurate and timely?

[ ] **Eval 3:**

[ ] **Eval 4:**

[ ] **Eval 5:**

[ ] **Eval 6:**

[ ] **Eval 7:**

[ ] **Eval 8:**

Comment 1:

Comment 2:

Comment 3:

Use reverse side if more space is needed

PPL Drill/Exercise Evaluation Form

Controller Name:

Instructions for Evaluation Criteria

Y = criteria met N = criteria not met P = criteria partially met N/A = criteria not applicable N/O = criteria not observed (Provide comments for N or P)

Drill/Exercise Title: 2000 -Biennial Exercise

Drill/Exercise Date: Thursday, November 02, 2000

(Overall) **Facility:** Media Operations Center

[ ] ***=> OBJECTIVE:*** **6.5 Provide rumor control at PPL.**

NUREG Reference: NUREG 0654 II.G.4.c

Controllers: 1 MOC Lead Controller 2 MOC Assistant Controller 3

ERO Positions: 1 Public Information Manager 2 MOC Communicator 3 Public Information Technical Briefer

[ ]	**Eval 1:** Were all rumors received by the MOC recorded on a Rumor Control Form?	PS 350 E
[ ]	**Eval 2:** Were all rumor control forms directed to the Public Information Manager?	PS 350 E
[ ]	**Eval 3:** Did the Public Information Manager obtain sufficient information to determine the validity of rumors?	PS 350 E
[ ]	**Eval 4:** Upon determining the validity of the rumor, did the PIM, MOC Communicator or the Public Information Technical Briefer respond to the rumor?	PS 350 E
[ ]	**Eval 5:** Did the MOC coordinate rumor control with the offsite agencies?	
[ ]	**Eval 6:**	
[ ]	**Eval 7:**	
[ ]	**Eval 8:**	

Comment 1:

Comment 2:

Comment 3:

Use reverse side if more space is needed

PPL Drill/Exercise Evaluation Form

Controller Name:

Instructions for Evaluation Criteria

Y = criteria met N = criteria not met P = criteria partially met N/A = criteria not applicable N/O = criteria not observed (Provide comments for N or P)

Drill/Exercise Title: 2000 -Biennial Exercise

Drill/Exercise Date: Thursday, November 02, 2000

Facility: Media Operations Center

(Overall) [ ] **=> OBJECTIVE: 6.6 Maintain command and control of all activities directed from the Media Operations Center.**

NUREG Reference: NUREG 0654 II.A.1.d, II.B

Controllers: 1 MOC Lead Controller 2 3

ERO Positions: 1 Public Information Manager 2 3

[ ]	**Eval 1:** Did the Public Information Manager (PIM) ensure that the MOC was adequately staffed?	PS 350 F
[ ]	**Eval 2:** Did the PIM maintain contact with the Emergency Director until the EOF was activated?	PS 350 G
[ ]	**Eval 3:** Upon activation of the EOF, did the PIM (or designee) attend the Recovery Manager's conferences?	PS 350 G
[ ]	**Eval 4:** Did the PIM keep the MOC staff informed of information gathered at the Recovery Manager's briefings?	
[ ]	**Eval 5:** Did the PIM ensure that adequate staffing was available for a shift change?	
[ ]	**Eval 6:**	
[ ]	**Eval 7:**	
[ ]	**Eval 8:**	

Comment 1:

Comment 2:

Comment 3:

Use reverse side if more space is needed

PPL Drill/Exercise Evaluation Form

Controller Name:

Instructions for Evaluation Criteria

Y = criteria met N = criteria not met P = criteria partially met N/A = criteria not applicable N/O = criteria not observed (Provide comments for N or P)

Drill/Exercise Title: 2000 -Biennial Exercise

Drill/Exercise Date: Thursday, November 02, 2000

Facility: Media Operations Center

(Overall) [ ] **=> OBJECTIVE: 6.7 Keep MOC personnel informed of current plant conditions by maintaining communications with the TSC and EOF.**

NUREG Reference: NUREG 0654 II.F.1.d

Controllers: 1 MOC Assistant Controller 2 3

ERO Positions: 1 MOC Communicator 2 3

[ ]	**Eval 1:** Did the MOC Communicator maintain communications with the TSC or EOF Communicator?	PS 354 A
[ ]	**Eval 2:** Was plant information recorded on the Emergency Notification Form?	PS 354 A
[ ]	**Eval 3:** Was the Emergency Notification Form given to the runner for distribution?	PS 354 A
[ ]	**Eval 4:**	
[ ]	**Eval 5:**	
[ ]	**Eval 6:**	
[ ]	**Eval 7:**	
[ ]	**Eval 8:**	

Comment 1:

Comment 2:

Comment 3:

Use reverse side if more space is needed

PPL Drill/Exercise Evaluation Form

Controller Name:

Instructions for Evaluation Criteria

Y = criteria met N = criteria not met P = criteria partially met N/A = criteria not applicable N/O = criteria not observed (Provide comments for N or P)

Drill/Exercise Title: 2000 -Biennial Exercise

Drill/Exercise Date: Thursday, November 02, 2000

(Overall) **Facility:** Media Operations Center

[ ] **=> OBJECTIVE:** **6.8 Maintain contact with selected media representatives and public officials.**

NUREG Reference: NUREG 0654 II.G.4

Controllers: 1 MOC Lead Controller 2 MOC Assistant Controller 3

ERO Positions: 1 Media/Public Officials Contact 2 3

[ ]	**Eval 1:** Did the Public Officials Contact call media representatives using the News Media Contact list in the MOC Telephone Directory.	PS 355 B
[ ]	**Eval 2:** Did the Public Officials Contact call public officials using the Public Officials Telephone list in the MOC Telephone Directory.	PS 355 B
[ ]	**Eval 3:** Did the Public Officials Contact update media representatives and public officials as plant conditions changed?	PS 355 C
[ ]	**Eval 4:** Did the Public Officials Contact inform the Public Information Manager of concerns or rumors identified during contacts?	PS 355 E
[ ]	**Eval 5:** Did the Public Officials Contact conduct meetings with public officials at the Media Operations Center?	PS 355 G
[ ]	**Eval 6:** Did the Public Officials Contact review television broadcasts to determine if accurate information was being obtained?	PS 355 H
[ ]	**Eval 7:** Were discrepancies in media broadcasts brought to the attention of the PIM and resolved with the media?	PS 355 H
[ ]	**Eval 8:**	

Comment 1:

Comment 2:

Comment 3:

Use reverse side if more space is needed

PPL Drill/Exercise Evaluation Form

Controller Name:

Instructions for Evaluation Criteria

Y = criteria met N = criteria not met P = criteria partially met N/A = criteria not applicable N/O = criteria not observed (Provide comments for N or P)

Drill/Exercise Title: 2000 -Biennial Exercise

Drill/Exercise Date: Thursday, November 02, 2000

(Overall) **Facility:** Media Operations Center

[ ] **=> OBJECTIVE:** 6.9 **Maintain appropriate logs and records.**

NUREG Reference:

Controllers: 1 MOC Lead Controller 2 MOC Assistant Controller 3

ERO Positions: 1 All MOC Staff 2 3

[ ] **Eval 1:** Were accurate and complete logs maintained during the drill/exercise?

[ ] **Eval 2:** Were accurate and complete records maintained during the drill/exercise?

[ ] **Eval 3:**

[ ] **Eval 4:**

[ ] **Eval 5:**

[ ] **Eval 6:**

[ ] **Eval 7:**

[ ] **Eval 8:**

Comment 1:

Comment 2:

Comment 3:

Use reverse side if more space is needed

PPL Drill/Exercise Evaluation Form

Controller Name:

Drill/Exercise Title: 2000 -Biennial Exercise

Drill/Exercise Date: Thursday, November 02, 2000

(Overall) **Facility:** Media Operations Center

Instructions for Evaluation Criteria

Y = criteria met N = criteria not met P = criteria partially met N/A = criteria not applicable N/O = criteria not observed (Provide comments for N or P)

[ ] **=> OBJECTIVE: 6.10 Upon completion of the drill or exercise, conduct a critique of the facility's response to the emergency.**

NUREG Reference: NUREG 0654 II.N.4, II.N.5

Controllers: 1 All MOC Controllers 2 3

ERO Positions: 1 All MOC Staff 2 3

[ ] **Eval 1:** Upon completion of the drill/exercise did the MOC conduct a critique of the facility's response to the emergency?

[ ] **Eval 2:** Did the critique address both the positive and negative aspects of the emergency response organization's performance?

[ ] **Eval 3:** Did the controller organization categorize the nature of problems identified in the MOC during the drill (procedures, training, facilities and equipment, drill conduct)?

[ ] **Eval 4:** Were comments made during the critique recorded by the controller organization?

[ ] **Eval 5:**

[ ] **Eval 6:**

[ ] **Eval 7:**

[ ] **Eval 8:**

Comment 1:

Comment 2:

Comment 3:

Use reverse side if more space is needed

PPL Drill/Exercise Evaluation Form

Controller Name:

Instructions for Evaluation Criteria

Y = criteria met N = criteria not met P = criteria partially met N/A = criteria not applicable N/O = criteria not observed (Provide comments for N or P)

Drill/Exercise Title: 2000 -Biennial Exercise

Drill/Exercise Date: Thursday, November 02, 2000

(Overall) **Facility:** Media Operations Center

[ ] **=> OBJECTIVE: 6.11 Controller Objective: Assess the adequacy of the equipment, method of operation, and procedures of the MOC during the drill/exercise.**

NUREG Reference: NUREG 0654 II.H

Controllers: 1 All MOC Controllers 2 3

ERO Positions: 1 All MOC Staff 2 3

[ ] **Eval 1:** Did all MOC equipment function properly during the drill/exercise?

[ ] **Eval 2:** Did the MOC position specific procedures provide adequate instructions to the MOC staff?

[ ] **Eval 3:** Was the conduct and design of the drill/exercise adequate to support the objectives of the drill/exercise?

[ ] **Eval 4:**

[ ] **Eval 5:**

[ ] **Eval 6:**

[ ] **Eval 7:**

[ ] **Eval 8:**

Comment 1:

Comment 2:

Comment 3:

Use reverse side if more space is needed

PPL Drill/Exercise Evaluation Form

Controller Name:

Instructions for Evaluation Criteria

Y = criteria met N = criteria not met P = criteria partially met N/A = criteria not applicable N/O = criteria not observed (Provide comments for N or P)

Drill/Exercise Title: 2000 -Biennial Exercise

Drill/Exercise Date: Thursday, November 02, 2000

(Overall) **Facility:** NRC Five Year Objectives

=> OBJECTIVE: **7.2 Activate/operate the Emergency News Center (Media Operations Center).**

NUREG Reference: NUREG 0654 II.G.3, II.G.4

Controllers: 1 Lead Controller 2 3

ERO Positions: 1 2 3

Eval 1: Review the individual evaluation sheets for the Media Operations Center. Were most objectives met?

Eval 2: Review the controller logs for the Media Operations Center. Were no significant performance issues identified?

Eval 3: Review the facility critique notes. Does the critique indicate that the Media Operations Center could effectively perform its functions during a nuclear emergency?

Eval 4:

Eval 5:

Eval 6:

Eval 7:

Eval 8:

Comment 1:

Comment 2:

Comment 3:

Use reverse side if more space is needed

PPL Drill/Exercise Evaluation Form

Controller Name:

Instructions for Evaluation Criteria

Y = criteria met N = criteria not met P = criteria partially met N/A = criteria not applicable N/O = criteria not observed (Provide comments for N or P)

Drill/Exercise Title: 2000 -Biennial Exercise

Drill/Exercise Date: Thursday, November 02, 2000

(Overall) **Facility:** NRC Five Year Objectives

[ ] **=> OBJECTIVE: 7.6 Activate/utilize corporate support personnel for a simulated emergency at SSES.**

NUREG Reference: NUREG 0654 II.O.4.i

Controllers: 1 Lead Controller 2 3

ERO Positions: 1 2 3

[ ] **Eval 1:** Review the EOF Evaluation sheets. Were the command and control functions met?

[ ] **Eval 2:** Review the EOF Evaluation sheets. Were the communications functions met?

[ ] **Eval 3:** Review the EOF Evaluation sheets. Were the engineering functions met?

[ ] **Eval 4:** Review the EOF Evaluation sheets. Were the radiological assessment functions met?

[ ] **Eval 5:** Review the controller logs for the EOF. Were no significant performance issues identified?

[ ] **Eval 6:** Review the facility critique notes. Does the critique indicate that the corporate emergency support staff adequately supported the onsite organization?

[ ] **Eval 7:**

[ ] **Eval 8:**

Comment 1:

Comment 2:

Comment 3:

Use reverse side if more space is needed

PPL Drill/Exercise Evaluation Form

Controller Name:

Instructions for Evaluation Criteria

Y = criteria met N = criteria not met P = criteria partially met N/A = criteria not applicable N/O = criteria not observed (Provide comments for N or P)

Drill/Exercise Title: 2000 -Biennial Exercise

Drill/Exercise Date: Thursday, November 02, 2000

(Overall) **Facility:** NRC Five Year Objectives

[ ] **=> OBJECTIVE:** 7.9 **Activate/operate the Rumor Control Center.**

NUREG Reference: NUREG 0654 II.G.4.c

Controllers: 1 Lead Controller 2 3

ERO Positions: 1 2 3

[ ] **Eval 1:** This function is provided by the off-site organization. Review the FEMA report to determine that the rumor control function was adequately performed.

[ ] **Eval 2:**

[ ] **Eval 3:**

[ ] **Eval 4:**

[ ] **Eval 5:**

[ ] **Eval 6:**

[ ] **Eval 7:**

[ ] **Eval 8:**

Comment 1:

Comment 2:

Comment 3:

Use reverse side if more space is needed

PPL Drill/Exercise Evaluation Form

Controller Name:

Instructions for Evaluation Criteria

Y = criteria met N = criteria not met P = criteria partially met N/A = criteria not applicable N/O = criteria not observed (Provide comments for N or P)

Drill/Exercise Title: 2000 -Biennial Exercise

Drill/Exercise Date: Thursday, November 02, 2000

(Overall) **Facility:** NRC Five Year Objectives

[ ] **=> OBJECTIVE:** **7.14 Perform analysis to determine the magnitude and impact of the particular components of a release.**

NUREG Reference: NUREG 0654 II.I.3, II.I.4, II.I.6, II.I.8, II.I.9, II.I.10

Controllers: 1 Lead Controller 2 3

ERO Positions: 1 2 3

[ ] **Eval 1:** Review the evaluation sheets for the TSC radiological staff. Did the staff accurately quantify the release and offsite doses?

[ ] **Eval 2:** Review the evaluation sheets for the EOF radiological staff. Did the staff accurately determine the effects of the release based on plant data and field results?

[ ] **Eval 3:**

[ ] **Eval 4:**

[ ] **Eval 5:**

[ ] **Eval 6:**

[ ] **Eval 7:**

[ ] **Eval 8:**

Comment 1:

Comment 2:

Comment 3:

Use reverse side if more space is needed

PPL Drill/Exercise Evaluation Form

Controller Name:

Instructions for Evaluation Criteria

Y = criteria met N = criteria not met P = criteria partially met N/A = criteria not applicable N/O = criteria not observed (Provide comments for N or P)

Drill/Exercise Title: 2000 -Biennial Exercise

Drill/Exercise Date: Thursday, November 02, 2000

Facility: NRC Five Year Objectives

(Overall) [ ] **=> OBJECTIVE:** **7.15 Collect and analyze a post accident coolant sample.**

NUREG Reference: NUREG 0654 II.I.2

Controllers: 1 Lead Controller 2 3

ERO Positions: 1 2 3

[ ] **Eval 1:** Review the evaluation forms for the PASS sample. Did the team collect and analyze the sample safely and efficiently?

[ ] **Eval 2:**

[ ] **Eval 3:**

[ ] **Eval 4:**

[ ] **Eval 5:**

[ ] **Eval 6:**

[ ] **Eval 7:**

[ ] **Eval 8:**

Comment 1:

Comment 2:

Comment 3:

Use reverse side if more space is needed

PPL Drill/Exercise Evaluation Form

Controller Name:

Instructions for Evaluation Criteria

Y = criteria met N = criteria not met P = criteria partially met N/A = criteria not applicable N/O = criteria not observed (Provide comments for N or P)

Drill/Exercise Title: 2000 -Biennial Exercise

Drill/Exercise Date: Thursday, November 02, 2000

(Overall) **Facility:** NRC Five Year Objectives

[ ] **=> OBJECTIVE: 7.16 Simulate the issuance of potassium iodide for emergency response personnel.**

NUREG Reference: NUREG 0654 II.J.6.c

Controllers: 1 Lead Controller 2 3

ERO Positions: 1 2 3

[ ] **Eval 1:** Review the evaluation sheets for the EOF radiological section. Did the group determine the need for KI and make an appropriate recommendation?

[ ] **Eval 2:**

[ ] **Eval 3:**

[ ] **Eval 4:**

[ ] **Eval 5:**

[ ] **Eval 6:**

[ ] **Eval 7:**

[ ] **Eval 8:**

Comment 1:

Comment 2:

Comment 3:

Use reverse side if more space is needed

PPL Drill/Exercise Evaluation Form

Controller Name:

Instructions for Evaluation Criteria

Y = criteria met N = criteria not met P = criteria partially met N/A = criteria not applicable N/O = criteria not observed (Provide comments for N or P)

Drill/Exercise Title: 2000 -Biennial Exercise

Drill/Exercise Date: Thursday, November 02, 2000

Facility: NRC Five Year Objectives

(Overall) [ ] **=> OBJECTIVE: 7.17 Conduct assembly and accountability for SSES in a timely manner.**

NUREG Reference: NUREG 0654 II.J.5

Controllers: 1 Lead Controller 2 3

ERO Positions: 1 2 3

[ ] **Eval 1:** Review the evaluation sheets for Assembly and Accountability. Did the Security staff complete the accountability within 30 minutes?

[ ] **Eval 2:** Review the Security Controller log. Does the log indicate that Security could complete assembly and accountability within 30 minutes in a real event?

[ ] **Eval 3:**

[ ] **Eval 4:**

[ ] **Eval 5:**

[ ] **Eval 6:**

[ ] **Eval 7:**

[ ] **Eval 8:**

Comment 1:

Comment 2:

Comment 3:

Use reverse side if more space is needed

PPL Drill/Exercise Evaluation Form

Controller Name:

Instructions for Evaluation Criteria

Y = criteria met N = criteria not met P = criteria partially met N/A = criteria not applicable N/O = criteria not observed (Provide comments for N or P)

Drill/Exercise Title: 2000 -Biennial Exercise

Drill/Exercise Date: Thursday, November 02, 2000

(Overall) **Facility:** NRC Five Year Objectives

[ ] **=> OBJECTIVE:** **7.18 Conduct a recovery and reentry drill for SSES.**

NUREG Reference: NUREG 0654 II.M.1

Controllers: 1 Lead Controller 2 3

ERO Positions: 1 2 3

[ ] **Eval 1:** This objective is for transition only (not IPZ). Did the Recovery Manager and staff demonstrate the ability to obtain adequate support to begin recovery efforts?

[ ] **Eval 2:**

[ ] **Eval 3:**

[ ] **Eval 4:**

[ ] **Eval 5:**

[ ] **Eval 6:**

[ ] **Eval 7:**

[ ] **Eval 8:**

Comment 1:

Comment 2:

Comment 3:

Use reverse side if more space is needed

SECTION 12.0

MISCELLANEOUS

BRP Field Team Data
MIDAS Dose Projection Calculations
Graphs of Various Scenario Parameters
Meteorological Data Summary Table
Schematic of Maximum Parameter Values

BRP FIELD TEAM DATA

2000 -Biennial Exercise

11/02/00

Release greater than Tech. Specs. has just begun, no field data yet

Plume Information for: 17:50

Segment Number	Distance (miles)	Plume Centerline Window (mR/hr)	Plume Centerline Window (mR/hr)	Plume Centerline Sample (uCi/cc)	Plume Centerline Sample (cpm)	Plume Edge Distance (miles)	Plume Edge Window (mR/hr)	Plume Edge Window (mR/hr)	Plume Edge Sample (uCi/cc)	Plume Edge Sample (cpm)
1	0.00									
2	0.00									
3	0.00									
4	0.00									
5	0.00									
6	0.00									
7	0.00									
8	0.00									
9	0.00									
10	0.00									
11	0.00									
12	0.00									
13	0.00									
14	0.00									
15	0.00									
16	0.00									
17	0.00									
18	0.00									
19	0.00									
20	0.00									
21	0.00									
22	0.00									

Current Meteorological Data:

Wind Speed:	2.56 mph
Stability Class:	F
Wind Direction:	219 deg. From

Plume Information for: 18:05

		Plume Centerline				Plume Edge				
Segment Number	Distance (miles)	Window (mR/hr)	Window (mR/hr)	Sample (uCi/cc)	Sample (cpm)	Distance (miles)	Window (mR/hr)	Window (mR/hr)	Sample (uCi/cc)	Sample (cpm)
1	0.56			2.28E-10	50				1.E-10	50
2	0.00									
3	0.00									
4	0.00									
5	0.00									
6	0.00									
7	0.00									
8	0.00									
9	0.00									
10	0.00									
11	0.00									
12	0.00									
13	0.00									
14	0.00									
15	0.00									
16	0.00									
17	0.00									
18	0.00									
19	0.00									
20	0.00									
21	0.00									
22	0.00									

Current Meteorological Data:

Wind Speed: 2.23 mph
Stability Class: F
Wind Direction: 215 deg. From

Plume Information for: 18:20

Segment Number	Distance (miles)	Plume Centerline Window (mR/hr)	Plume Centerline Window (mR/hr)	Plume Centerline Sample (uCi/cc)	Plume Centerline Sample (cpm)	Plume Edge Distance (miles)	Plume Edge Window (mR/hr)	Plume Edge Window (mR/hr)	Plume Edge Sample (uCi/cc)	Plume Edge Sample (cpm)
1	1.34			1.00E-10	50				1.00E-10	50
2	0.78	0.06	0.07	9.48E-10	50	0.03	0.05	0.06	7.73E-10	50
3	0.00									
4	0.00									
5	0.00									
6	0.00									
7	0.00									
8	0.00									
9	0.00									
10	0.00									
11	0.00									
12	0.00									
13	0.00									
14	0.00									
15	0.00									
16	0.00									
17	0.00									
18	0.00									
19	0.00									
20	0.00									
21	0.00									
22	0.00									

Current Meteorological Data:

Wind Speed: 3.13 mph
Stability Class: E
Wind Direction: 214 deg. From

Plume Information for: 18:35

		Plume Centerline				Plume Edge				
Segment Number	Distance (miles)	Window (mR/hr)	Window (mR/hr)	Sample (uCi/cc)	Sample (cpm)	Distance (miles)	Window (mR/hr)	Window (mR/hr)	Sample (uCi/cc)	Sample (cpm)
1	2.10			1.00E-10	50				1.00E-10	50
2	1.55			3.32E-10	50				1.00E-10	50
3	0.76	0.13	0.16	2.51E-09	50	0.06	0.05	0.06	9.55E-10	50
4	0.00									
5	0.00									
6	0.00									
7	0.00									
8	0.00									
9	0.00									
10	0.00									
11	0.00									
12	0.00									
13	0.00									
14	0.00									
15	0.00									
16	0.00									
17	0.00									
18	0.00									
19	0.00									
20	0.00									
21	0.00									
22	0.00									

Current Meteorological Data:

Wind Speed: 3.05 mph
Stability Class: E
Wind Direction: 218 deg. From

Plume Information for: 18:50

Segment Number	Distance (miles)	Plume Centerline Window (mR/hr)	Plume Centerline Window (mR/hr)	Plume Centerline Sample (uCi/cc)	Plume Centerline Sample (cpm)	Plume Edge Distance (miles)	Plume Edge Window (mR/hr)	Plume Edge Window (mR/hr)	Plume Edge Sample (uCi/cc)	Plume Edge Sample (cpm)
1	2.80			1.00E-10	50				1.00E-10	50
2	2.24			2.15E-10	50				1.00E-10	50
3	1.46	0.05	0.06	9.82E-10	50	0.02	0.05	0.06	9.55E-10	50
4	0.70	0.20	0.24	4.43E-09	50	0.07	0.05	0.06	1.12E-09	50
5	0.00									
6	0.00									
7	0.00									
8	0.00									
9	0.00									
10	0.00									
11	0.00									
12	0.00									
13	0.00									
14	0.00									
15	0.00									
16	0.00									
17	0.00									
18	0.00									
19	0.00									
20	0.00									
21	0.00									
22	0.00									

Current Meteorological Data:

Wind Speed: 2.79 mph
Stability Class: E
Wind Direction: 220 deg. From

Plume Information for: 19:05

Segment Number	Distance (miles)	Plume Centerline Window (mR/hr)	Plume Centerline Window (mR/hr)	Plume Centerline Sample (uCi/cc)	Plume Centerline Sample (cpm)	Plume Edge Distance (miles)	Plume Edge Window (mR/hr)	Plume Edge Window (mR/hr)	Plume Edge Sample (uCi/cc)	Plume Edge Sample (cpm)
1	3.54			1.00E-10	50				1.00E-10	50
2	2.98			1.41E-10	50				1.00E-10	50
3	2.20			5.20E-10	50				1.00E-10	50
4	1.43	0.06	0.07	1.32E-09	50	0.05	0.05	0.06	1.12E-09	50
5	0.74	0.21	0.25	4.81E-09	50	0.07	0.05	0.06	1.16E-09	50
6	0.00									
7	0.00									
8	0.00									
9	0.00									
10	0.00									
11	0.00									
12	0.00									
13	0.00									
14	0.00									
15	0.00									
16	0.00									
17	0.00									
18	0.00									
19	0.00									
20	0.00									
21	0.00									
22	0.00									

Current Meteorological Data:

Wind Speed: 2.94 mph
Stability Class: E
Wind Direction: 216 deg. From

Plume Information for: 19:20

Segment Number	Distance (miles)	Plume Centerline Window (mR/hr)	Plume Centerline Window (mR/hr)	Plume Centerline Sample (uCi/cc)	Plume Centerline Sample (cpm)	Plume Edge Distance (miles)	Plume Edge Window (mR/hr)	Plume Edge Window (mR/hr)	Plume Edge Sample (uCi/cc)	Plume Edge Sample (cpm)
1	4.24			1.00E-10	50				1.00E-10	50
2	3.68			1.14E-10	50				1.00E-10	50
3	2.90			3.77E-10	50				1.00E-10	50
4	2.14			7.79E-10	50				1.00E-10	50
5	1.44	0.07	0.09	1.72E-09	50	0.07	0.05	0.06	1.16E-09	50
6	0.71	0.27	0.33	6.38E-09	50	0.07	0.05	0.06	1.16E-09	50
7	0.00									
8	0.00									
9	0.00									
10	0.00									
11	0.00									
12	0.00									
13	0.00									
14	0.00									
15	0.00									
16	0.00									
17	0.00									
18	0.00									
19	0.00									
20	0.00									
21	0.00									
22	0.00									

Current Meteorological Data:

Wind Speed: 2.82 mph
Stability Class: E
Wind Direction: 221 deg. From

Plume Information for: 19:35

		Plume Centerline				Plume Edge				
Segment Number	Distance (miles)	Window (mR/hr)	Window (mR/hr)	Sample (uCi/cc)	Sample (cpm)	Distance (miles)	Window (mR/hr)	Window (mR/hr)	Sample (uCi/cc)	Sample (cpm)
1	4.87			1.00E-10	50				1.00E-10	50
2	4.32			1.06E-10	50				1.00E-10	50
3	3.54			3.30E-10	50				1.00E-10	50
4	2.77			6.16E-10	50				1.00E-10	50
5	2.07			1.13E-09	50				1.00E-10	50
6	1.34	0.11	0.13	2.53E-09	50	0.09	0.05	0.06	1.16E-09	50
7	0.63	0.41	0.49	9.74E-09	50	0.07	0.05	0.06	1.19E-09	50
8	0.00									
9	0.00									
10	0.00									
11	0.00									
12	0.00									
13	0.00									
14	0.00									
15	0.00									
16	0.00									
17	0.00									
18	0.00									
19	0.00									
20	0.00									
21	0.00									
22	0.00									

Current Meteorological Data:

Wind Speed: 2.53 mph
Stability Class: E
Wind Direction: 223 deg. From

Plume Information for: 19:50

Segment Number	Distance (miles)	Plume Centerline Window (mR/hr)	Plume Centerline Window (mR/hr)	Plume Centerline Sample (uCi/cc)	Plume Centerline Sample (cpm)	Plume Edge Distance (miles)	Plume Edge Window (mR/hr)	Plume Edge Window (mR/hr)	Plume Edge Sample (uCi/cc)	Plume Edge Sample (cpm)
1	5.49			1.00E-10	50				1.00E-10	50
2	4.93			1.00E-10	50				1.00E-10	50
3	4.15			2.82E-10	50				1.00E-10	50
4	3.39			4.95E-10	50				1.00E-10	50
5	2.69			8.26E-10	50				1.00E-10	50
6	1.95	0.06	0.08	1.50E-09	50	0.07	0.05	0.06	1.16E-09	50
7	1.25	0.14	0.17	3.31E-09	50	0.10	0.05	0.06	1.19E-09	50
8	0.62	0.47	0.57	1.18E-08	50	0.07	0.05	0.06	1.24E-09	50
9	0.00									
10	0.00									
11	0.00									
12	0.00									
13	0.00									
14	0.00									
15	0.00									
16	0.00									
17	0.00									
18	0.00									
19	0.00									
20	0.00									
21	0.00									
22	0.00									

Current Meteorological Data:

Wind Speed: 2.46 mph
Stability Class: E
Wind Direction: 214 deg. From

Plume Information for: 20:05

		Plume Centerline				Plume Edge				
Segment Number	Distance (miles)	Window (mR/hr)	Window (mR/hr)	Sample (uCi/cc)	Sample (cpm)	Distance (miles)	Window (mR/hr)	Window (mR/hr)	Sample (uCi/cc)	Sample (cpm)
1	6.11			1.00E-10	50				1.00E-10	50
2	5.56			1.00E-10	50				1.00E-10	50
3	4.78			2.38E-10	50				1.00E-10	50
4	4.01			4.00E-10	50				1.00E-10	50
5	3.31			6.27E-10	50				1.00E-10	50
6	2.58			1.02E-09	50				1.00E-10	50
7	1.87	0.08	0.09	1.79E-09	50	0.09	0.05	0.06	1.19E-09	50
8	1.24	0.15	0.18	3.68E-09	50	0.10	0.05	0.06	1.24E-09	50
9	0.62	0.47	0.57	1.23E-08	50	0.08	0.05	0.06	1.31E-09	50
10	0.00									
11	0.00									
12	0.00									
13	0.00									
14	0.00									
15	0.00									
16	0.00									
17	0.00									
18	0.00									
19	0.00									
20	0.00									
21	0.00									
22	0.00									

Current Meteorological Data:

Wind Speed: 2.50 mph
Stability Class: E
Wind Direction: 219 deg. From

Plume Information for: 20:20

Segment Number	Distance (miles)	Plume Centerline Window (mR/hr)	Plume Centerline Window (mR/hr)	Plume Centerline Sample (uCi/cc)	Plume Centerline Sample (cpm)	Plume Edge Distance (miles)	Plume Edge Window (mR/hr)	Plume Edge Window (mR/hr)	Plume Edge Sample (uCi/cc)	Plume Edge Sample (cpm)
1	6.84			1.00E-10	50				1.00E-10	50
2	6.28			1.00E-10	50				1.00E-10	50
3	5.50			1.76E-10	50				1.00E-10	50
4	4.74			2.85E-10	50				1.00E-10	50
5	4.04			4.27E-10	50				1.00E-10	50
6	3.31			6.41E-10	50				1.00E-10	50
7	2.60			9.89E-10	50				1.00E-10	50
8	1.97	0.06	0.08	1.60E-09	50	0.07	0.05	0.06	1.24E-09	50
9	1.35	0.12	0.14	3.03E-09	50	0.10	0.05	0.06	1.31E-09	50
10	0.73	12.11	14.53	1.65E-06	71	0.14	0.05	0.06	6.81E-09	50
11	0.00									
12	0.00									
13	0.00									
14	0.00									
15	0.00									
16	0.00									
17	0.00									
18	0.00									
19	0.00									
20	0.00									
21	0.00									
22	0.00									

Current Meteorological Data:

Wind Speed: 2.91 mph
Stability Class: E
Wind Direction: 221 deg. From

Plume Information for: 20:35

		Plume Centerline				Plume Edge				
Segment Number	Distance (miles)	Window (mR/hr)	Window (mR/hr)	Sample (uCi/cc)	Sample (cpm)	Distance (miles)	Window (mR/hr)	Window (mR/hr)	Sample (uCi/cc)	Sample (cpm)
1	7.61			1.00E-10	50				1.00E-10	50
2	7.05			1.00E-10	50				1.00E-10	50
3	6.27			1.46E-10	50				1.00E-10	50
4	5.51			2.30E-10	50				1.00E-10	50
5	4.81			3.33E-10	50				1.00E-10	50
6	4.07			4.74E-10	50				1.00E-10	50
7	3.37			6.77E-10	50				1.00E-10	50
8	2.73			9.77E-10	50				1.00E-10	50
9	2.12	0.06	0.07	1.50E-09	50	0.06	0.05	0.06	1.31E-09	50
10	1.49	3.64	4.36	4.95E-07	56	0.24	0.05	0.06	6.81E-09	50
11	0.77	18.27	21.92	2.50E-06	85	0.15	0.05	0.06	6.83E-09	50
12	0.00									
13	0.00									
14	0.00									
15	0.00									
16	0.00									
17	0.00									
18	0.00									
19	0.00									
20	0.00									
21	0.00									
22	0.00									

Current Meteorological Data:

Wind Speed: 3.07 mph
Stability Class: E
Wind Direction: 214 deg. From

Plume Information for: 20:50

Segment Number	Distance (miles)	Plume Centerline Window (mR/hr)	Plume Centerline Window (mR/hr)	Plume Centerline Sample (uCi/cc)	Plume Centerline Sample (cpm)	Plume Edge Distance (miles)	Plume Edge Window (mR/hr)	Plume Edge Window (mR/hr)	Plume Edge Sample (uCi/cc)	Plume Edge Sample (cpm)
1	8.29			1.00E-10	50				1.00E-10	50
2	7.73			1.00E-10	50				1.00E-10	50
3	6.95			1.49E-10	50				1.00E-10	50
4	6.19			2.31E-10	50				1.00E-10	50
5	5.49			3.27E-10	50				1.00E-10	50
6	4.75			4.52E-10	50				1.00E-10	50
7	4.05			6.17E-10	50				1.00E-10	50
8	3.41			8.39E-10	50				1.00E-10	50
9	2.80			1.17E-09	50				1.00E-10	50
10	2.17	2.41	2.90	3.29E-07	54	0.31	0.05	0.06	6.81E-09	50
11	1.45	7.55	9.06	1.03E-06	64	0.25	0.05	0.06	6.83E-09	50
12	0.68	21.77	26.12	2.12E-06	84	0.13	0.05	0.06	4.88E-09	50
13	0.00									
14	0.00									
15	0.00									
16	0.00									
17	0.00									
18	0.00									
19	0.00									
20	0.00									
21	0.00									
22	0.00									

Current Meteorological Data:

Wind Speed: 2.72 mph
Stability Class: E
Wind Direction: 222 deg. From

Plume Information for: 21:05

		Plume Centerline				Plume Edge				
Segment Number	Distance (miles)	Window (mR/hr)	Window (mR/hr)	Sample (uCi/cc)	Sample (cpm)	Distance (miles)	Window (mR/hr)	Window (mR/hr)	Sample (uCi/cc)	Sample (cpm)
1	8.97			1.00E-10	50				1.00E-10	50
2	8.42			1.00E-10	50				1.00E-10	50
3	7.63			1.35E-10	50				1.00E-10	50
4	6.87			2.06E-10	50				1.00E-10	50
5	6.17			2.87E-10	50				1.00E-10	50
6	5.44			3.88E-10	50				1.00E-10	50
7	4.73			5.14E-10	50				1.00E-10	50
8	4.10			6.71E-10	50				1.00E-10	50
9	3.48			8.87E-10	50				1.00E-10	50
10	2.86	1.67	2.00	2.27E-07	53	0.38	0.05	0.06	6.81E-09	50
11	2.13	4.30	5.16	5.87E-07	58	0.33	0.05	0.06	6.83E-09	50
12	1.36	6.99	8.39	6.82E-07	61	0.23	0.05	0.06	4.88E-09	50
13	0.69	22.28	26.74	2.00E-06	88	0.14	0.05	0.06	4.50E-09	50
14	0.00									
15	0.00									
16	0.00									
17	0.00									
18	0.00									
19	0.00									
20	0.00									
21	0.00									
22	0.00									

Current Meteorological Data:

Wind Speed: 2.74 mph
Stability Class: E
Wind Direction: 216 deg. From

Plume Information for: 21:20

Segment Number	Distance (miles)	Plume Centerline Window (mR/hr)	Plume Centerline Window (mR/hr)	Plume Centerline Sample (uCi/cc)	Plume Centerline Sample (cpm)	Plume Edge Distance (miles)	Plume Edge Window (mR/hr)	Plume Edge Window (mR/hr)	Plume Edge Sample (uCi/cc)	Plume Edge Sample (cpm)
1	9.66			1.00E-10	50				1.00E-10	50
2	9.10			1.00E-10	50				1.00E-10	50
3	8.32			1.25E-10	50				1.00E-10	50
4	7.55			1.89E-10	50				1.00E-10	50
5	6.86			2.60E-10	50				1.00E-10	50
6	6.12			3.44E-10	50				1.00E-10	50
7	5.42			4.46E-10	50				1.00E-10	50
8	4.78			5.67E-10	50				1.00E-10	50
9	4.17			7.22E-10	50				1.00E-10	50
10	3.54	1.29	1.54	1.75E-07	52	0.43	0.05	0.06	6.81E-09	50
11	2.82	2.99	3.58	4.08E-07	56	0.40	0.05	0.06	6.83E-09	50
12	2.05	3.90	4.67	3.80E-07	56	0.31	0.05	0.06	4.88E-09	50
13	1.37	7.32	8.79	6.59E-07	63	0.23	0.05	0.06	4.50E-09	50
14	0.68	22.62	27.14	1.94E-06	93	0.14	0.05	0.06	4.29E-09	50
15	0.00									
16	0.00									
17	0.00									
18	0.00									
19	0.00									
20	0.00									
21	0.00									
22	0.00									

Current Meteorological Data:

Wind Speed: 2.74 mph
Stability Class: E
Wind Direction: 214 deg. From

Plume Information for: 21:35

		Plume Centerline				Plume Edge				
Segment Number	Distance (miles)	Window (mR/hr)	Window (mR/hr)	Sample (uCi/cc)	Sample (cpm)	Distance (miles)	Window (mR/hr)	Window (mR/hr)	Sample (uCi/cc)	Sample (cpm)
1	10.65			1.00E-10	50				1.00E-10	50
2	10.10			1.00E-10	50				1.00E-10	50
3	9.31			1.00E-10	50				1.00E-10	50
4	8.55			1.16E-10	50				1.00E-10	50
5	7.85			1.57E-10	50				1.00E-10	50
6	7.12			2.04E-10	50				1.00E-10	50
7	6.41			2.58E-10	50				1.00E-10	50
8	5.78			3.19E-10	50				1.00E-10	50
9	5.16			3.92E-10	50				1.00E-10	50
10	4.54	0.67	0.80	9.07E-08	51	0.47	0.05	0.06	6.81E-09	50
11	3.81	1.42	1.70	1.94E-07	53	0.47	0.05	0.06	6.83E-09	50
12	3.04	1.59	1.91	1.55E-07	53	0.39	0.05	0.06	4.88E-09	50
13	2.36	2.31	2.78	2.08E-07	54	0.33	0.05	0.06	4.50E-09	50
14	1.68	3.75	4.50	3.22E-07	57	0.26	0.05	0.06	4.29E-09	50
15	1.00	6.04	7.24	1.09E-08	50	0.17	0.05	0.06	1.00E-10	50
16	0.00									
17	0.00									
18	0.00									
19	0.00									
20	0.00									
21	0.00									
22	0.00									

Current Meteorological Data:

Wind Speed: 3.98 mph
Stability Class: E
Wind Direction: 222 deg. From

Plume Information for: 21:50

		Plume Centerline				Plume Edge				
Segment Number	Distance (miles)	Window (mR/hr)	Window (mR/hr)	Sample (uCi/cc)	Sample (cpm)	Distance (miles)	Window (mR/hr)	Window (mR/hr)	Sample (uCi/cc)	Sample (cpm)
1	11.54			1.00E-10	50				1.00E-10	50
2	10.98			1.00E-10	50				1.00E-10	50
3	10.20			1.00E-10	50				1.00E-10	50
4	9.44			1.19E-10	50				1.00E-10	50
5	8.74			1.60E-10	50				1.00E-10	50
6	8.00			2.05E-10	50				1.00E-10	50
7	7.30			2.55E-10	50				1.00E-10	50
8	6.67			3.10E-10	50				1.00E-10	50
9	6.05			3.73E-10	50				1.00E-10	50
10	5.43	0.62	0.74	8.39E-08	51	0.53	0.05	0.06	6.81E-09	50
11	4.70	1.26	1.51	1.72E-07	52	0.54	0.05	0.06	6.83E-09	50
12	3.93	1.31	1.58	1.28E-07	52	0.47	0.05	0.06	4.88E-09	50
13	3.25	1.73	2.07	1.55E-07	53	0.42	0.05	0.06	4.50E-09	50
14	2.57	2.35	2.82	2.01E-07	54	0.36	0.05	0.06	4.29E-09	50
15	1.88	2.58	3.10	4.68E-09	50	0.28	0.05	0.06	1.00E-10	50
16	0.89	7.85	9.42	1.63E-08	50	0.16	0.05	0.06	1.04E-10	50
17	0.00									
18	0.00									
19	0.00									
20	0.00									
21	0.00									
22	0.00									

Current Meteorological Data:

Wind Speed: 3.55 mph
Stability Class: E
Wind Direction: 223 deg. From

Plume Information for: 22:05

Segment Number	Distance (miles)	Plume Centerline Window (mR/hr)	Plume Centerline Window (mR/hr)	Plume Centerline Sample (uCi/cc)	Plume Centerline Sample (cpm)	Plume Edge Distance (miles)	Plume Edge Window (mR/hr)	Plume Edge Window (mR/hr)	Plume Edge Sample (uCi/cc)	Plume Edge Sample (cpm)
1	12.66			1.00E-10	50				1.00E-10	50
2	12.10			1.00E-10	50				1.00E-10	50
3	11.32			1.00E-10	50				1.00E-10	50
4	10.55			1.00E-10	50				1.00E-10	50
5	9.86			1.14E-10	50				1.00E-10	50
6	9.12			1.45E-10	50				1.00E-10	50
7	8.41			1.78E-10	50				1.00E-10	50
8	7.78			2.13E-10	50				1.00E-10	50
9	7.17			2.51E-10	50				1.00E-10	50
10	6.54	0.41	0.49	5.52E-08	51	0.56	0.05	0.06	6.81E-09	50
11	5.81	0.80	0.96	1.09E-07	52	0.59	0.05	0.06	6.83E-09	50
12	5.05	0.79	0.95	7.74E-08	51	0.53	0.05	0.06	4.88E-09	50
13	4.37	0.98	1.17	8.77E-08	52	0.49	0.05	0.06	4.50E-09	50
14	3.68	1.20	1.43	1.03E-07	52	0.44	0.05	0.06	4.29E-09	50
15	3.00	1.11	1.33	2.01E-09	50	0.37	0.05	0.06	1.00E-10	50
16	2.00	1.82	2.18	3.77E-09	50	0.28	0.05	0.06	1.04E-10	50
17	1.12	4.08	4.90	9.67E-09	50	0.18	0.05	0.06	1.18E-10	50
18	0.00									
19	0.00									
20	0.00									
21	0.00									
22	0.00									

Current Meteorological Data:

Wind Speed: 4.46 mph
Stability Class: E
Wind Direction: 213 deg. From

Plume Information for: 22:20

		Plume Centerline				Plume Edge				
Segment Number	Distance (miles)	Window (mR/hr)	Window (mR/hr)	Sample (uCi/cc)	Sample (cpm)	Distance (miles)	Window (mR/hr)	Window (mR/hr)	Sample (uCi/cc)	Sample (cpm)
1	13.58			1.00E-10	50				1.00E-10	50
2	13.02			1.00E-10	50				1.00E-10	50
3	12.24			1.00E-10	50				1.00E-10	50
4	11.47			1.00E-10	50				1.00E-10	50
5	10.78			1.28E-10	50				1.00E-10	50
6	10.04			1.61E-10	50				1.00E-10	50
7	9.34			1.96E-10	50				1.00E-10	50
8	8.70			2.33E-10	50				1.00E-10	50
9	8.09			2.72E-10	50				1.00E-10	50
10	7.46	0.43	0.52	5.89E-08	51	0.63	0.05	0.06	6.81E-09	50
11	6.74	0.84	1.00	1.14E-07	52	0.66	0.05	0.06	6.83E-09	50
12	5.97	0.81	0.97	7.87E-08	51	0.60	0.05	0.06	4.88E-09	50
13	5.29	0.96	1.15	8.63E-08	52	0.57	0.05	0.06	4.50E-09	50
14	4.60	1.12	1.35	9.64E-08	52	0.52	0.05	0.06	4.29E-09	50
15	3.92	0.97	1.17	1.76E-09	50	0.45	0.05	0.06	1.00E-10	50
16	2.93	1.33	1.60	2.77E-09	50	0.37	0.05	0.06	1.04E-10	50
17	2.04	2.03	2.43	4.81E-09	50	0.29	0.05	0.06	1.18E-10	50
18	0.92	6.31	7.57	1.69E-08	50	0.16	0.05	0.06	1.34E-10	50
19	0.00									
20	0.00									
21	0.00									
22	0.00									

Current Meteorological Data:

Wind Speed: 3.69 mph
Stability Class: E
Wind Direction: 221 deg. From

Plume Information for: 22:35

Segment Number	Distance (miles)	Plume Centerline Window (mR/hr)	Plume Centerline Window (mR/hr)	Plume Centerline Sample (uCi/cc)	Plume Centerline Sample (cpm)	Plume Edge Distance (miles)	Plume Edge Window (mR/hr)	Plume Edge Window (mR/hr)	Plume Edge Sample (uCi/cc)	Plume Edge Sample (cpm)
1	14.48			1.00E-10	50				1.00E-10	50
2	13.93			1.00E-10	50				1.00E-10	50
3	13.15			1.00E-10	50				1.00E-10	50
4	12.38			1.00E-10	50				1.00E-10	50
5	11.69			1.22E-10	50				1.00E-10	50
6	10.95			1.52E-10	50				1.00E-10	50
7	10.24			1.84E-10	50				1.00E-10	50
8	9.61			2.16E-10	50				1.00E-10	50
9	8.99			2.51E-10	50				1.00E-10	50
10	8.37	0.39	0.47	5.38E-08	51	0.67	0.05	0.06	6.81E-09	50
11	7.64	0.75	0.90	1.03E-07	51	0.72	0.05	0.06	6.83E-09	50
12	6.88	0.71	0.85	6.94E-08	51	0.66	0.05	0.06	4.88E-09	50
13	6.20	0.83	0.99	7.45E-08	51	0.62	0.05	0.06	4.50E-09	50
14	5.51	0.94	1.13	8.07E-08	52	0.58	0.05	0.06	4.29E-09	50
15	4.83	0.78	0.94	1.42E-09	50	0.51	0.05	0.06	1.00E-10	50
16	3.83	0.98	1.17	2.03E-09	50	0.44	0.05	0.06	1.04E-10	50
17	2.94	1.27	1.52	3.00E-09	50	0.37	0.05	0.06	1.18E-10	50
18	1.83	2.25	2.70	6.02E-09	50	0.27	0.05	0.06	1.34E-10	50
19	0.91	6.16	7.39	1.84E-08	50	0.16	0.05	0.06	1.50E-10	50
20	0.00									
21	0.00									
22	0.00									

Current Meteorological Data:

Wind Speed: 3.63 mph
Stability Class: E
Wind Direction: 223 deg. From

Plume Information for: 22:50

		Plume Centerline				Plume Edge				
Segment Number	Distance (miles)	Window (mR/hr)	Window (mR/hr)	Sample (uCi/cc)	Sample (cpm)	Distance (miles)	Window (mR/hr)	Window (mR/hr)	Sample (uCi/cc)	Sample (cpm)
1	15.43			1.00E-10	50				1.00E-10	50
2	14.87			1.00E-10	50				1.00E-10	50
3	14.09			1.00E-10	50				1.00E-10	50
4	13.32			1.00E-10	50				1.00E-10	50
5	12.63			1.10E-10	50				1.00E-10	50
6	11.89			1.37E-10	50				1.00E-10	50
7	11.18			1.65E-10	50				1.00E-10	50
8	10.55			1.92E-10	50				1.00E-10	50
9	9.94			2.21E-10	50				1.00E-10	50
10	9.31	0.35	0.42	4.71E-08	51	0.70	0.05	0.06	6.81E-09	50
11	8.58	0.65	0.78	8.91E-08	51	0.76	0.05	0.06	6.83E-09	50
12	7.82	0.61	0.73	5.93E-08	51	0.70	0.05	0.06	4.88E-09	50
13	7.14	0.70	0.83	6.26E-08	51	0.67	0.05	0.06	4.50E-09	50
14	6.45	0.77	0.93	6.64E-08	51	0.63	0.05	0.06	4.29E-09	50
15	5.77	0.63	0.75	1.13E-09	50	0.56	0.05	0.06	1.00E-10	50
16	4.77	0.74	0.88	1.53E-09	50	0.50	0.05	0.06	1.04E-10	50
17	3.89	0.88	1.05	2.08E-09	50	0.44	0.05	0.06	1.18E-10	50
18	2.77	1.24	1.49	3.32E-09	50	0.35	0.05	0.06	1.34E-10	50
19	1.85	2.00	2.41	6.00E-09	50	0.26	0.05	0.06	1.50E-10	50
20	0.94	5.26	6.31	1.74E-08	50	0.16	0.05	0.06	1.66E-10	50
21	0.00									
22	0.00									

Current Meteorological Data:

Wind Speed: 3.76 mph
Stability Class: E
Wind Direction: 222 deg. From

Plume Information for: 23:05

		Plume Centerline				Plume Edge				
Segment Number	Distance (miles)	Window (mR/hr)	Window (mR/hr)	Sample (uCi/cc)	Sample (cpm)	Distance (miles)	Window (mR/hr)	Window (mR/hr)	Sample (uCi/cc)	Sample (cpm)
1	16.36			1.00E-10	50				1.00E-10	50
2	15.80			1.00E-10	50				1.00E-10	50
3	15.02			1.00E-10	50				1.00E-10	50
4	14.26			1.00E-10	50				1.00E-10	50
5	13.56			1.05E-10	50				1.00E-10	50
6	12.82			1.30E-10	50				1.00E-10	50
7	12.12			1.55E-10	50				1.00E-10	50
8	11.48			1.81E-10	50				1.00E-10	50
9	10.87			2.07E-10	50				1.00E-10	50
10	10.25	0.32	0.39	4.37E-08	51	0.73	0.05	0.06	6.81E-09	50
11	9.52	0.60	0.72	8.19E-08	51	0.80	0.05	0.06	6.83E-09	50
12	8.75	0.55	0.66	5.39E-08	51	0.74	0.05	0.06	4.88E-09	50
13	8.07	0.62	0.75	5.62E-08	51	0.72	0.05	0.06	4.50E-09	50
14	7.39	0.68	0.82	5.87E-08	51	0.69	0.05	0.06	4.29E-09	50
15	6.70	0.54	0.65	9.84E-10	50	0.61	0.05	0.06	1.00E-10	50
16	5.71	0.61	0.74	1.28E-09	50	0.55	0.05	0.06	1.04E-10	50
17	4.82	0.69	0.83	1.64E-09	50	0.50	0.05	0.06	1.18E-10	50
18	3.70	0.88	1.05	2.35E-09	50	0.42	0.05	0.06	1.34E-10	50
19	2.78	1.17	1.40	3.49E-09	50	0.35	0.05	0.06	1.50E-10	50
20	1.87	1.86	2.23	6.17E-09	50	0.27	0.05	0.06	1.66E-10	50
21	0.93	5.04	6.04	1.84E-08	50	0.16	0.05	0.06	1.83E-10	50
22	0.00									

Current Meteorological Data:

Wind Speed: 3.74 mph
Stability Class: E
Wind Direction: 214 deg. From

MIDAS DOSE PROJECTION CALCULATIONS

PRINT DATE/TIME: 11/02/00 17:49 CURRENT TIME PERIOD: 11/02/00 17:45

MIDAS DOSE SUMMARY REPORT

REACTOR SHUTDOWN: 11/02/00 15:15
START OF RELEASE: 11/02/00 17:38
MENU SELECTION: FORWARD CALCULATIONS
SOURCE TERM: ATWS

WIND SPEED (MPH): 2
WIND FROM (DEG): 219 (SW)
STABILITY CLASS: F
PRECIPITATION: NO

CURRENT (SITE TOTAL) RELEASE RATE
(uCi/min)

NOBLE GAS	I-131	PARTICULATES
7.97E+04	3.40E+02	4.00E+00

CURRENT AFFECTED SECTOR DOSE RATES				
LOCATION	OSCAR		EPB	
UNITS	DOSE RATE (mrem/hr)	AFFECTED SECTOR	DOSE RATE (mrem/hr)	AFFECTED SECTOR
TEDE RATE	0.03	NNE	0.00	
EDE RATE	0.01		0.00	
THY CDE RATE	0.92		0.00	

6.00 HOUR PROJECTED DOSES								
DISTANCE	OSCAR		EPB		2 MILE		10 MILE	
UNITS	DOSE (mrem)	PEAK SECTOR	DOSE (mrem)	PEAK SECTOR	DOSE (mrem)	PEAK SECTOR	DOSE (mrem)	PEAK SECTOR
TEDE	1.94	NE	1.63	NNE	0.16	NNE	4.37E-04	ENE
CEDE	0.67		0.56		0.04		1.18E-04	
PLUME	0.23		0.20		0.05		1.93E-04	
GND 4-DAY	1.04		0.86		0.06		1.26E-04	
THY CDE	32.54	NE	27.48	NNE	2.11	NNE	5.69E-03	ENE

CALCULATED BY: _____ DATE: _____
REVIEWED BY: _____ DATE: _____
COMMENTS:

RESTART REPORT | CONTINUE

SITE: SSES UNIT: 1 OR 2
TITLE: INTEGRATED THYROID COMMITTED DOSE EQUIV
PERIOD: 4.00 HOUR PROJECTION SCALE: 2.0 MILES



MENU B
MODEL: PROJECTED-PLUME SEGMENT
CURRENT TIME: 11/02/00 17:51
RUN TIME: 11/02/00 17:45
MET: FROM SCENARIO 10
CUR MET: WS= 3MPH, WD=219,ST=F
START OF INTEG: 11/02/00 17:38
END OF INTEG: 11/02/00 21:3
START RELEASE: 11/02/00 17:3
END RELEASE: 11/02/00 21:38
RELEASE: MONITOR VALUES FROM
SCENARIO 10 - ACCIDENT TYPE 00
CUR REL RATE(CI/SEC): 1.6E-03
TOTAL CI: NG:1.6E+01,I:3.7E+00
P:9.6E-04

PEAK THY CDE (MREM): 2.8E+01
DIR(TO): NE DIST(MILES): 0.7

CONTOUR LEGEND	DOSE (MREM)	EXCEEDS PAG 5.0E+03 MREM THY CDE
1	5.0E+01+	
2	1.0E+01-5.0E+01	NOT
3	5.0E+00-1.0E+01	EXCEEDED
4	1.0E+00-5.0E+00	
5	5.0E-01-1.0E+00	↓
6	1.0E-01-5.0E-01	
7	5.0E-02-1.0E-01	
8	1.0E-02-5.0E-02	
9	1.0E-03-1.0E-02	

POINT OF INTEREST	MAP FEATURES	SELECT AREA		CONTINUE

PRINT DATE/TIME: 11/02/00 18:00 CURRENT TIME PERIOD: 11/02/00 18:00

MIDAS DOSE SUMMARY REPORT

REACTOR SHUTDOWN: 11/02/00 15:15
START OF RELEASE: 11/02/00 17:38
MENU SELECTION: FORWARD CALCULATIONS
SOURCE TERM: ATWS

WIND SPEED (MPH): 2
WIND FROM (DEG): 214 (SW)
STABILITY CLASS: F
PRECIPITATION: NO

CURRENT (SITE TOTAL) RELEASE RATE
(uCi/min)

NOBLE GAS	I-131	PARTICULATES
2.03E+05	8.88E+02	4.40E+00

CURRENT AFFECTED SECTOR DOSE RATES				
LOCATION	OSCAR		EPB	
UNITS	DOSE RATE (mrem/hr)	AFFECTED SECTOR	DOSE RATE (mrem/hr)	AFFECTED SECTOR
TEDE RATE	0.68	NNE	0.13	NNE
EDE RATE	0.15		0.03	
THY CDE RATE	25.87		4.82	

6.00 HOUR PROJECTED DOSES								
DISTANCE	OSCAR		EPB		2 MILE		10 MILE	
UNITS	DOSE (mrem)	PEAK SECTOR	DOSE (mrem)	PEAK SECTOR	DOSE (mrem)	PEAK SECTOR	DOSE (mrem)	PEAK SECTOR
TEDE	3.32	NE	2.42	NE	0.32	NNE	1.84E-03	ENE
CEDE	1.10		0.80		0.11		6.52E-04	
PLUME	0.45		0.35		0.05		4.74E-04	
GND 4-DAY	1.76		1.26		0.16		7.17E-04	
THY CDE	57.23	NNE	38.97	NE	5.57	NNE	0.03	ENE

CALCULATED BY: _____ DATE: _____
REVIEWED BY: _____ DATE: _____
COMMENTS:

RESTART REPORT	CONTINUE

SITE: SSES UNIT: 1 OR 2
TITLE: TOTAL EFFECTIVE DOSE EQUIV(TEDE) RATE
PERIOD: 0.25 HOUR PROJECTION SCALE: 2.0 MILES



MENU B
MODEL: PROJECTED-PLUME SEGMENT
CURRENT TIME: 11/02/00 18:04
RUN TIME: 11/02/00 17:54
MET: FROM SCENARIO 10
CUR MET: WS= 2MPH, WD=214,ST=F
END DATE OF 15 MINUTE RATE
COMPUTATION: 11/02/00 18:0
START RELEASE: 11/02/00 17:3
END RELEASE: 11/02/00 18:0
RELEASE: MONITOR VALUES FROM
SCENARIO 10 - ACCIDENT TYPE 00
CUR REL RATE(CI/SEC): 4.1E-03
TOTAL CI: NG:3.5E+00,I:8.3E-01
P:1.3E-04

PEAK TEDE (MREM/HR) : 4.5E-01
DIR(TO): NE DIST(MILES): 0.7
TEDE/EDE AT PEAK TEDE: 3.5E+00
PK THY CDE(MREM/HR) : 1.6E+01
DIR(TO): NE DIST(MILES): 0.7

CONTOUR LEGEND	DOSE RATE (MREM/HR)
1	1.0E+00+
2	5.0E-01-1.0E+00
3	1.0E-01-5.0E-01
4	5.0E-02-1.0E-01
5	1.0E-02-5.0E-02
6	1.0E-03-1.0E-02

POINT OF INTEREST	MAP FEATURES	SELECT AREA		CONTINUE

SITE: SSES UNIT: 1 OR 2
TITLE: THYROID COMMITTED DOSE EQUIV(CDE) RATE
PERIOD: 0.25 HOUR PROJECTION SCALE: 2.0 MILES

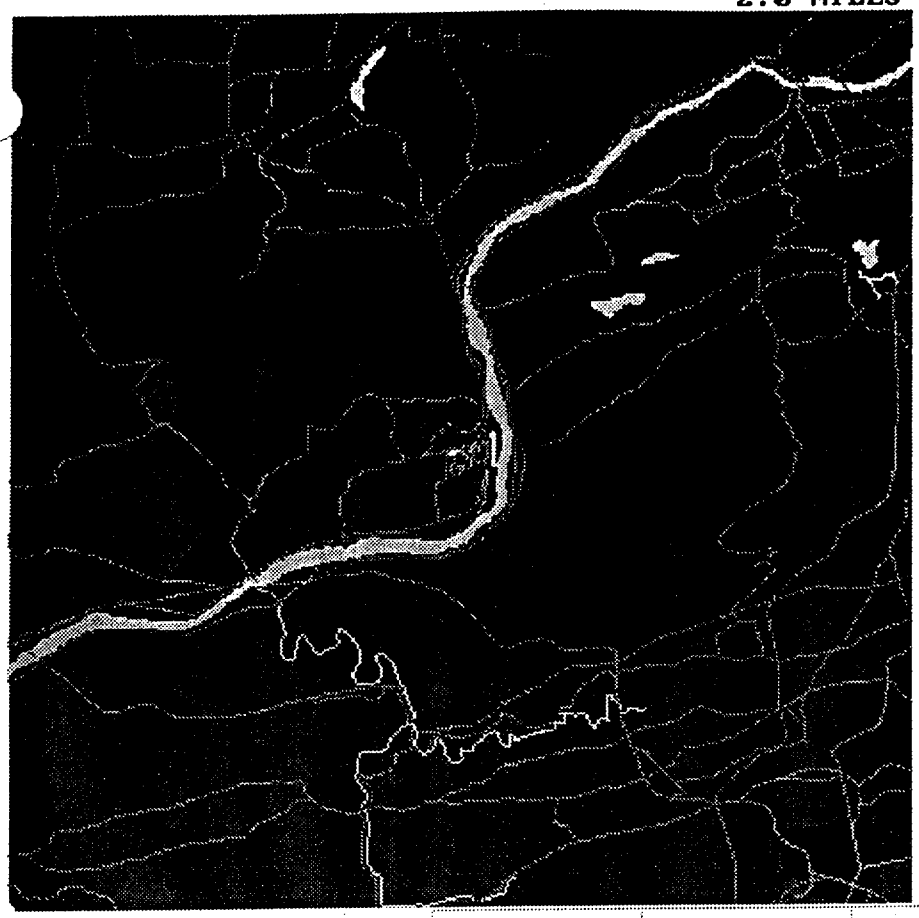

MENU B
MODEL: PROJECTED-PLUME SEGMENT
CURRENT TIME: 11/02/00 18:07
RUN TIME: 11/02/00 17:54
MET: FROM SCENARIO 10
CUR MET: WS= 2MPH, WD=214,ST=F
END DATE OF 15 MINUTE RATE
COMPUTATION: 11/02/00 18:08
START RELEASE: 11/02/00 17:38
END RELEASE: 11/02/00 18:08
RELEASE: MONITOR VALUES FROM
SCENARIO 10 - ACCIDENT TYPE 00
CUR REL RATE(CI/SEC): 4.1E-03
TOTAL CI: NG:3.5E+00,I:8.3E-01
P:1.3E-04

PK THY CDE(MREM/HR) : 1.6E+01
DIR(TO): NE DIST(MILES): 0.7

CONTOUR LEGEND	DOSE RATE (MREM/HR)
1	5.0E+01+
2	1.0E+01-5.0E+01
3	5.0E+00-1.0E+01
4	1.0E+00-5.0E+00
5	5.0E-01-1.0E+00
6	1.0E-01-5.0E-01
7	5.0E-02-1.0E-01
8	1.0E-02-5.0E-02
9	1.0E-03-1.0E-02

POINT OF INTEREST	MAP FEATURES	SELECT AREA		CONTINUE

PRINT DATE/TIME: 11/02/00 18:16 CURRENT TIME PERIOD: 11/02/00 18:15

MIDAS DOSE SUMMARY REPORT

REACTOR SHUTDOWN: 11/02/00 15:15
START OF RELEASE: 11/02/00 17:38
MENU SELECTION: FORWARD CALCULATIONS
SOURCE TERM: ATWS

WIND SPEED (MPH): 3
WIND FROM (DEG): 214 (SW)
STABILITY CLASS: E
PRECIPITATION: NO

CURRENT (SITE TOTAL) RELEASE RATE (uCi/min)

NOBLE GAS	I-131	PARTICULATES
6.39E+05	3.30E+03	7.29E+00

CURRENT AFFECTED SECTOR DOSE RATES

LOCATION	OSCAR		EPB	
UNITS	DOSE RATE (mrem/hr)	AFFECTED SECTOR	DOSE RATE (mrem/hr)	AFFECTED SECTOR
TEDE RATE	3.90	NNE	0.43	NNE
EDE RATE	0.71		0.12	
THY CDE RATE	155.15		15.02	

6.00 HOUR PROJECTED DOSES

DISTANCE	OSCAR		EPB		2 MILE		10 MILE	
UNITS	DOSE (mrem)	PEAK SECTOR	DOSE (mrem)	PEAK SECTOR	DOSE (mrem)	PEAK SECTOR	DOSE (mrem)	PEAK SECTOR
TEDE	13.15	NE	9.28	NE	1.40	NNE	2.68E-03	ENE
CEDE	4.53		3.37		0.50		9.51E-04	
PLUME	1.53		0.68		0.22		7.20E-04	
GND 4-DAY	7.09		5.21		0.69		1.01E-03	
THY CDE	220.10	NE	163.82	NE	24.63	NNE	0.05	ENE

CALCULATED BY: _____ DATE: _____
REVIEWED BY: _____ DATE: _____
COMMENTS:

RESTART REPORT | CONTINUE

SITE: SSES
UNIT: 1 OR 2
TITLE: TOTAL EFFECTIVE DOSE EQUIV(TEDE) RATE
PERIOD: 0.25 HOUR PROJECTION
SCALE: 2.0 MILES



MENU B
MODEL: PROJECTED-PLUME SEGMENT
CURRENT TIME: 11/02/00 18:17
RUN TIME: 11/02/00 18:11
MET: FROM SCENARIO 10
CUR MET: WS= 3MPH, WD=214,ST=E
END DATE OF 15 MINUTE RATE
COMPUTATION: 11/02/00 18:23
START RELEASE: 11/02/00 17:38
END RELEASE: 11/02/00 18:23
RELEASE: MONITOR VALUES FROM
SCENARIO 10 - ACCIDENT TYPE 00
CUR REL RATE(CI/SEC): 1.3E-02
TOTAL CI: NG:1.3E+01,I:3.5E+00
P:2.5E-04

PEAK TEDE (MREM/HR) : 2.5E+00
DIR(TO): NE DIST(MILES): 0.6
TEDE/EDE AT PEAK TEDE: 3.8E+00
PK THY CDE(MREM/HR) : 9.0E+01
DIR(TO): NE DIST(MILES): 0.6

CONTOUR LEGEND	DOSE RATE (MREM/HR)
1	1.0E+01+
2	5.0E+00-1.0E+01
3	1.0E+00-5.0E+00
4	5.0E-01-1.0E+00
5	1.0E-01-5.0E-01
6	5.0E-02-1.0E-01
7	1.0E-02-5.0E-02
8	1.0E-03-1.0E-02

POINT OF INTEREST	MAP FEATURES	SELECT AREA		CONTINUE

SITE: SSES UNIT: 1 OR 2
TITLE: THYROID COMMITTED DOSE EQUIV(CDE) RATE
PERIOD: 0.25 HOUR PROJECTION SCALE: 2.0 MILES



MENU B
MODEL: PROJECTED-PLUME SEGMENT
CURRENT TIME: 11/02/00 18:19
RUN TIME: 11/02/00 18:11
MET: FROM SCENARIO 10
CUR MET: WS= 3MPH, WD=214,ST=E
END DATE OF 15 MINUTE RATE
COMPUTATION: 11/02/00 18:2
START RELEASE: 11/02/00 17:3
END RELEASE: 11/02/00 18:23
RELEASE: MONITOR VALUES FROM
SCENARIO 10 - ACCIDENT TYPE 00
CUR REL RATE(CI/SEC): 1.3E-02
TOTAL CI: NG:1.3E+01,I:3.5E+00
P:2.5E-04

PK THY CDE(MREM/HR) : 9.0E+01
DIR(TO): NE DIST(MILES): 0.6

CONTOUR LEGEND	DOSE RATE (MREM/HR)
1	5.0E+02+
2	2.5E+02-5.0E+02
3	1.0E+02-2.5E+02
4	5.0E+01-1.0E+02
5	1.0E+01-5.0E+01
6	5.0E+00-1.0E+01
7	1.0E+00-5.0E+00
8	5.0E-01-1.0E+00
9	1.0E-01-5.0E-01
10	5.0E-02-1.0E-01
11	1.0E-02-5.0E-02
12	1.0E-03-1.0E-02

POINT OF INTEREST	MAP FEATURES	SELECT AREA		CONTINUE

PRINT DATE/TIME: 11/02/00 18:35 CURRENT TIME PERIOD: 11/02/00 18:30

MIDAS DOSE SUMMARY REPORT

REACTOR SHUTDOWN: 11/02/00 15:15
START OF RELEASE: 11/02/00 17:38
MENU SELECTION: FORWARD CALCULATIONS
SOURCE TERM: ATWS

WIND SPEED (MPH): 3
WIND FROM (DEG): 218 (SW)
STABILITY CLASS: E
PRECIPITATION: NO

CURRENT (SITE TOTAL) RELEASE RATE
(uCi/min)

NOBLE GAS	I-131	PARTICULATES
8.19E+05	4.82E+03	9.07E+00

CURRENT AFFECTED SECTOR DOSE RATES				
LOCATION	OSCAR		EPB	
UNITS	DOSE RATE (mrem/hr)	AFFECTED SECTOR	DOSE RATE (mrem/hr)	AFFECTED SECTOR
TEDE RATE	6.93	NNE	2.27	NNE
EDE RATE	1.27		0.66	
THY CDE RATE	273.28		78.44	

6.00 HOUR PROJECTED DOSES								
DISTANCE	OSCAR		EPB		2 MILE		10 MILE	
UNITS	DOSE (mrem)	PEAK SECTOR	DOSE (mrem)	PEAK SECTOR	DOSE (mrem)	PEAK SECTOR	DOSE (mrem)	PEAK SECTOR
TEDE	15.81	NE	11.39	NE	1.66	NNE	7.53E-03	NE
CEDE	5.36		3.90		0.58		2.72E-03	
PLUME	1.62		1.22		0.26		1.81E-03	
GND 4-DAY	8.83		6.26		0.82		3.00E-03	
THY CDE	260.41	NE	189.86	NE	28.54	NNE	0.14	NE

CALCULATED BY: _____ DATE: _____
REVIEWED BY: _____ DATE: _____
COMMENTS:

RESTART REPORT	CONTINUE

SITE: SSES UNIT: 1 OR 2
TITLE: TOTAL EFFECTIVE DOSE EQUIV(TEDE) RATE
PERIOD: 0.25 HOUR PROJECTION SCALE: 1.0 MILES

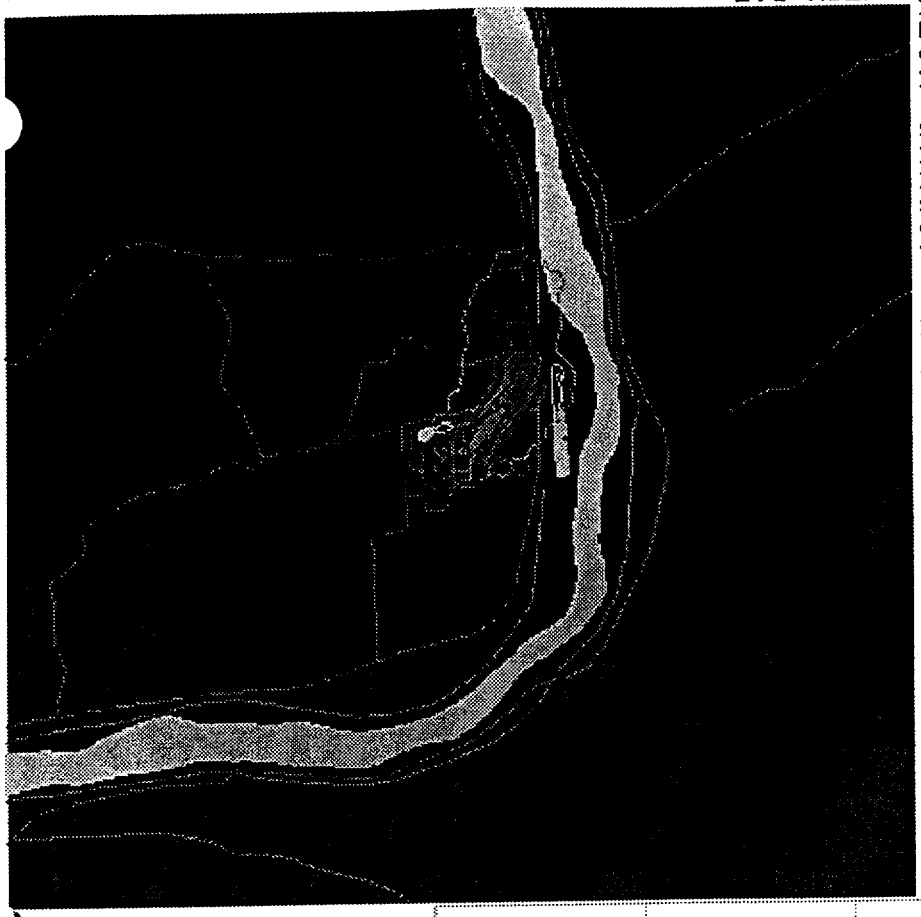

MENU B
MODEL: PROJECTED-PLUME SEGMENT
CURRENT TIME: 11/02/00 18:36
RUN TIME: 11/02/00 18:34
MET: FROM SCENARIO 10
CUR MET: WS= 3MPH, WD=218,ST=E
END DATE OF 15 MINUTE RATE
COMPUTATION: 11/02/00 18:3
START RELEASE: 11/02/00 17:3
END RELEASE: 11/02/00 18:38
RELEASE: MONITOR VALUES FROM
SCENARIO 10 - ACCIDENT TYPE 00
CUR REL RATE(CI/SEC): 1.7E-02
TOTAL CI: NG:2.4E+01,I:6.8E+00
P:3.8E-04

PEAK TEDE (MREM/HR) : 7.9E+00
DIR(TO): NE DIST(MILES): 0.6
TEDE/EDE AT PEAK TEDE: 4.7E+00
PK THY CDE(MREM/HR) : 3.0E+02
DIR(TO): NE DIST(MILES): 0.6

CONTOUR LEGEND	DOSE RATE (MREM/HR)
1	1.0E+01+
2	5.0E+00-1.0E+01
3	1.0E+00-5.0E+00
4	5.0E-01-1.0E+00
5	1.0E-01-5.0E-01
6	5.0E-02-1.0E-01
7	1.0E-02-5.0E-02
8	1.0E-03-1.0E-02

POINT OF INTEREST	MAP FEATURES	SELECT AREA		CONTINUE

SITE: SSES UNIT: 1 OR 2
TITLE: THYROID COMMITTED DOSE EQUIV(CDE) RATE
PERIOD: 0.25 HOUR PROJECTION SCALE: 1.0 MILES

MENU B
MODEL: PROJECTED-PLUME SEGMENT
CURRENT TIME: 11/02/00 18:37
RUN TIME: 11/02/00 18:34
MET: FROM SCENARIO 10
CUR MET: WS= 3MPH, WD=218,ST=E
END DATE OF 15 MINUTE RATE
COMPUTATION: 11/02/00 18:38
START RELEASE: 11/02/00 17:38
END RELEASE: 11/02/00 18:38
RELEASE: MONITOR VALUES FROM
SCENARIO 10 - ACCIDENT TYPE 00
CUR REL RATE(CI/SEC): 1.7E-02
TOTAL CI: NG:2.4E+01,I:6.8E+00
P:3.8E-04

PK THY CDE(MREM/HR) : 3.0E+02
DIR(TO): NE DIST(MILES): 0.6

CONTOUR LEGEND	DOSE RATE (MREM/HR)
1	1.0E+03+
2	5.0E+02-1.0E+03
3	2.5E+02-5.0E+02
4	1.0E+02-2.5E+02
5	5.0E+01-1.0E+02
6	1.0E+01-5.0E+01
7	5.0E+00-1.0E+01
8	1.0E+00-5.0E+00
9	5.0E-01-1.0E+00
10	1.0E-01-5.0E-01
11	5.0E-02-1.0E-01
12	1.0E-02-5.0E-02
13	1.0E-03-1.0E-02

POINT OF INTEREST	MAP FEATURES	SELECT AREA		CONTINUE

PRINT DATE/TIME: 11/02/00 18:47 CURRENT TIME PERIOD: 11/02/00 18:45

MIDAS DOSE SUMMARY REPORT

REACTOR SHUTDOWN: 11/02/00 15:15
START OF RELEASE: 11/02/00 17:38
MENU SELECTION: FORWARD CALCULATIONS
SOURCE TERM: ATWS

WIND SPEED (MPH): 2
WIND FROM (DEG): 220 (SW)
STABILITY CLASS: E
PRECIPITATION: NO

CURRENT (SITE TOTAL) RELEASE RATE (uCi/min)

NOBLE GAS	I-131	PARTICULATES
1.01E+06	6.19E+03	1.12E+01

CURRENT AFFECTED SECTOR DOSE RATES				
LOCATION	OSCAR		EPB	
UNITS	DOSE RATE (mrem/hr)	AFFECTED SECTOR	DOSE RATE (mrem/hr)	AFFECTED SECTOR
TEDE RATE	12.71	NE	8.86	NE
EDE RATE	3.05		2.17	
THY CDE RATE	469.18		340.16	

6.00 HOUR PROJECTED DOSES								
DISTANCE	OSCAR		EPB		2 MILE		10 MILE	
UNITS	DOSE (mrem)	PEAK SECTOR	DOSE (mrem)	PEAK SECTOR	DOSE (mrem)	PEAK SECTOR	DOSE (mrem)	PEAK SECTOR
TEDE	20.23	NE	14.63	NE	2.19	NNE	9.31E-03	NE
CEDE	6.79		4.95		0.77		3.38E-03	
PLUME	2.02		1.52		0.34		2.18E-03	
GND 4-DAY	11.41		8.15		1.08		3.75E-03	
THY CDE	330.04	NE	240.50	NE	37.74	NNE	0.17	NE

CALCULATED BY: _____ DATE: _____
REVIEWED BY: _____ DATE: _____
COMMENTS:

RESTART REPORT | CONTINUE

SITE: SSES UNIT: 1 OR 2
TITLE: TOTAL EFFECTIVE DOSE EQUIV(TEDE) RATE
PERIOD: 0.25 HOUR PROJECTION SCALE: 1.0 MILES

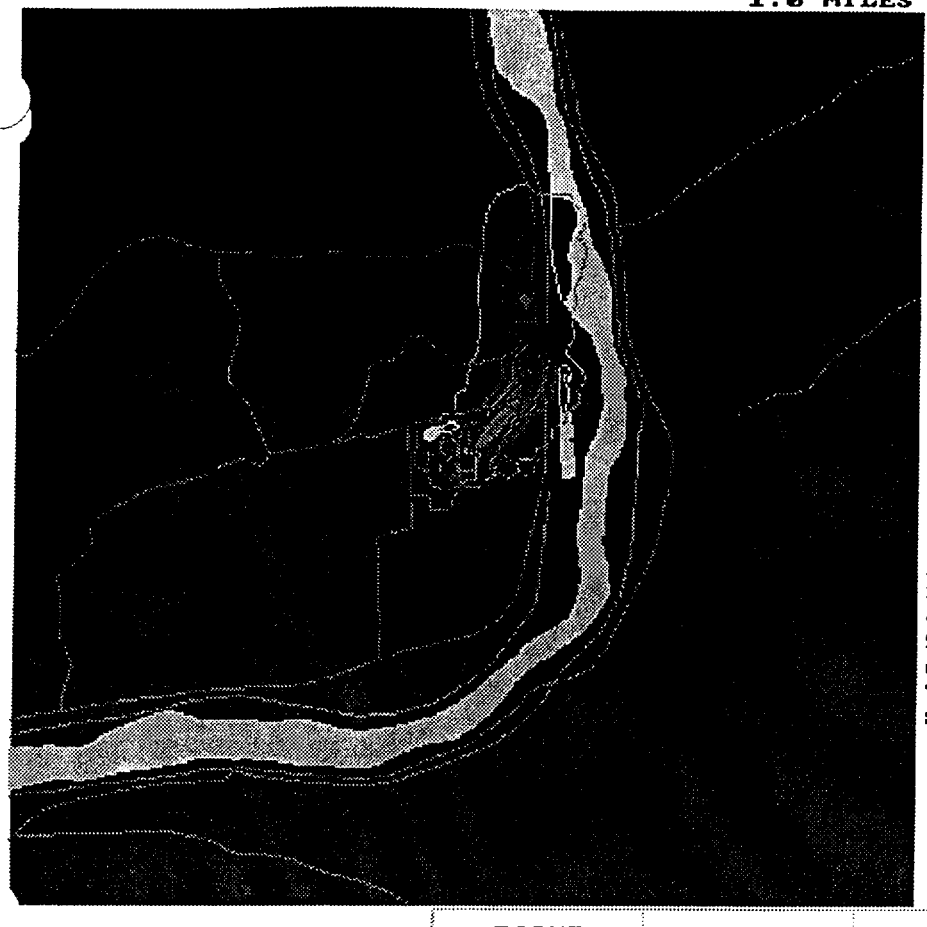

MENU B
MODEL: PROJECTED-PLUME SEGMENT
CURRENT TIME: 11/02/00 18:48
RUN TIME: 11/02/00 18:38
MET: FROM SCENARIO 10
CUR MET: WS= 3MPH, WD=220,ST=E
END DATE OF 15 MINUTE RATE
COMPUTATION: 11/02/00 18:53
START RELEASE: 11/02/00 17:38
END RELEASE: 11/02/00 18:53
RELEASE: MONITOR VALUES FROM
SCENARIO 10 - ACCIDENT TYPE 00
CUR REL RATE(CI/SEC): 2.2E-02
TOTAL CI: NG:3.7E+01,I:1.1E+01
P:5.5E-04

PEAK TEDE (MREM/HR) : 8.9E+00
DIR(TO): NE DIST(MILES): 0.6
TEDE/EDE AT PEAK TEDE: 4.9E+00
PK THY CDE(MREM/HR) : 3.4E+02
DIR(TO): NE DIST(MILES): 0.6

CONTOUR LEGEND	DOSE RATE (MREM/HR)
1	1.0E+01+
2	5.0E+00-1.0E+01
3	1.0E+00-5.0E+00
4	5.0E-01-1.0E+00
5	1.0E-01-5.0E-01
6	5.0E-02-1.0E-01
7	1.0E-02-5.0E-02
8	1.0E-03-1.0E-02

POINT OF INTEREST	MAP FEATURES	SELECT AREA		CONTINUE

SITE: SSES UNIT: 1 OR 2

TITLE: THYROID COMMITTED DOSE EQUIV(CDE) RATE

PERIOD: 0.25 HOUR PROJECTION SCALE: 1.0 MILES

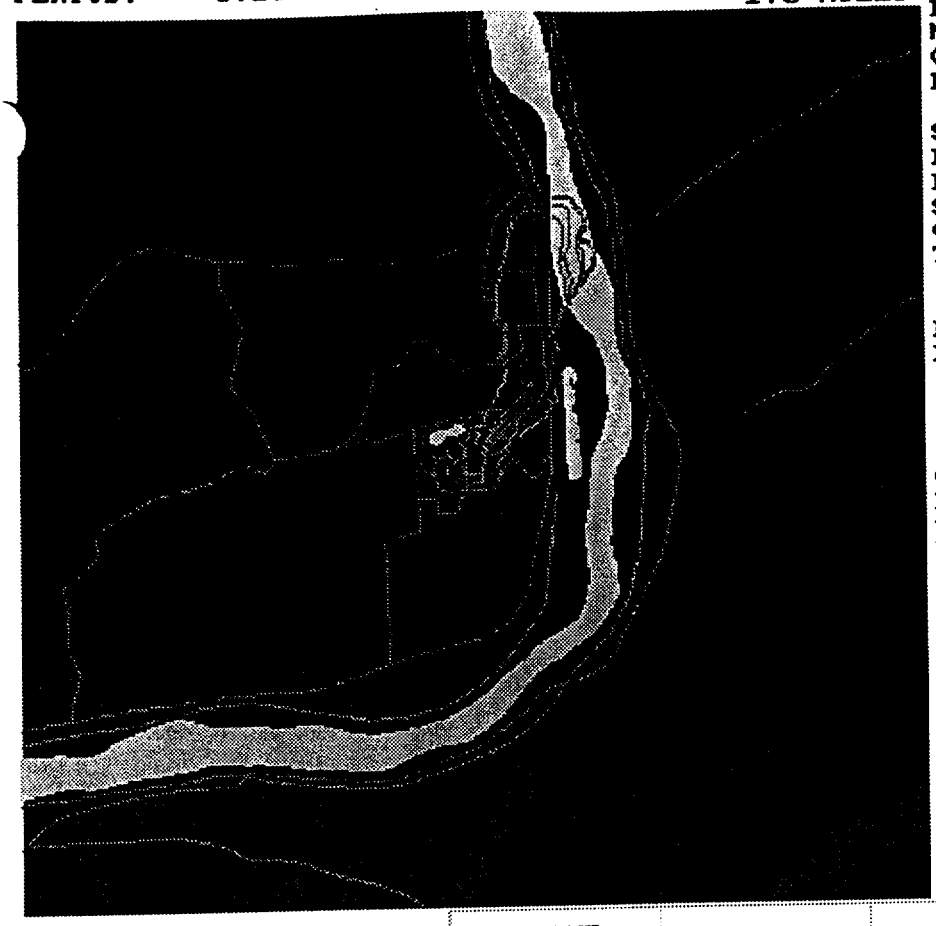

MENU B
MODEL: PROJECTED-PLUME SEGMENT
CURRENT TIME: 11/02/00 18:49
RUN TIME: 11/02/00 18:38
MET: FROM SCENARIO 10
CUR MET: WS= 3MPH, WD=220,ST=E
END DATE OF 15 MINUTE RATE
COMPUTATION: 11/02/00 18:5
START RELEASE: 11/02/00 17:3
END RELEASE: 11/02/00 18:53
RELEASE: MONITOR VALUES FROM
SCENARIO 10 - ACCIDENT TYPE 00
CUR REL RATE(CI/SEC): 2.2E-02
TOTAL CI: NG:3.7E+01,I:1.1E+01
P:5.5E-04

PK THY CDE(MREM/HR) : 3.4E+02
DIR(TO): NE DIST(MILES): 0.6

CONTOUR LEGEND	DOSE RATE (MREM/HR)
1	1.0E+03+
2	5.0E+02-1.0E+03
3	2.5E+02-5.0E+02
4	1.0E+02-2.5E+02
5	5.0E+01-1.0E+02
6	1.0E+01-5.0E+01
7	5.0E+00-1.0E+01
8	1.0E+00-5.0E+00
9	5.0E-01-1.0E+00
10	1.0E-01-5.0E-01
11	5.0E-02-1.0E-01
12	1.0E-02-5.0E-02
13	1.0E-03-1.0E-02

POINT OF INTEREST	MAP FEATURES	SELECT AREA		CONTINUE

PRINT DATE/TIME: 11/02/00 19:07 CURRENT TIME PERIOD: 11/02/00 19:00

MIDAS DOSE SUMMARY REPORT

REACTOR SHUTDOWN: 11/02/00 15:15
START OF RELEASE: 11/02/00 17:38
MENU SELECTION: FORWARD CALCULATIONS
SOURCE TERM: LOCA (CLAD FAILURE)

WIND SPEED (MPH): 2
WIND FROM (DEG): 215 (SW)
STABILITY CLASS: E
PRECIPITATION: NO

CURRENT (SITE TOTAL) RELEASE RATE
(uCi/min)

NOBLE GAS	I-131	PARTICULATES
1.27E+06	7.45E+03	1.32E+01

CURRENT AFFECTED SECTOR DOSE RATES				
LOCATION	OSCAR		EPB	
UNITS	DOSE RATE (mrem/hr)	AFFECTED SECTOR	DOSE RATE (mrem/hr)	AFFECTED SECTOR
TEDE RATE	4.04	NNE	0.97	NNE
EDE RATE	0.57		0.29	
THY CDE RATE	165.97		32.56	

6.00 HOUR PROJECTED DOSES								
DISTANCE	OSCAR		EPB		2 MILE		10 MILE	
UNITS	DOSE (mrem)	PEAK SECTOR	DOSE (mrem)	PEAK SECTOR	DOSE (mrem)	PEAK SECTOR	DOSE (mrem)	PEAK SECTOR
TEDE	7.36	NE	5.44	NE	1.06	NNE	8.54E-03	ENE
CEDE	3.95		2.90		0.48		2.74E-03	
PLUME	0.71		0.58		0.29		4.25E-03	
GND 4-DAY	2.71		1.95		0.29		1.55E-03	
THY CDE	190.10	NE	139.75	NE	23.28	NNE	0.13	ENE

CALCULATED BY: _____ DATE: _____
REVIEWED BY: _____ DATE: _____
COMMENTS:

RESTART REPORT | CONTINUE

SITE: SSES UNIT: 1 OR 2
TITLE: TOTAL EFFECTIVE DOSE EQUIV(TEDE) RATE
PERIOD: 0.25 HOUR PROJECTION SCALE: 1.0 MILES

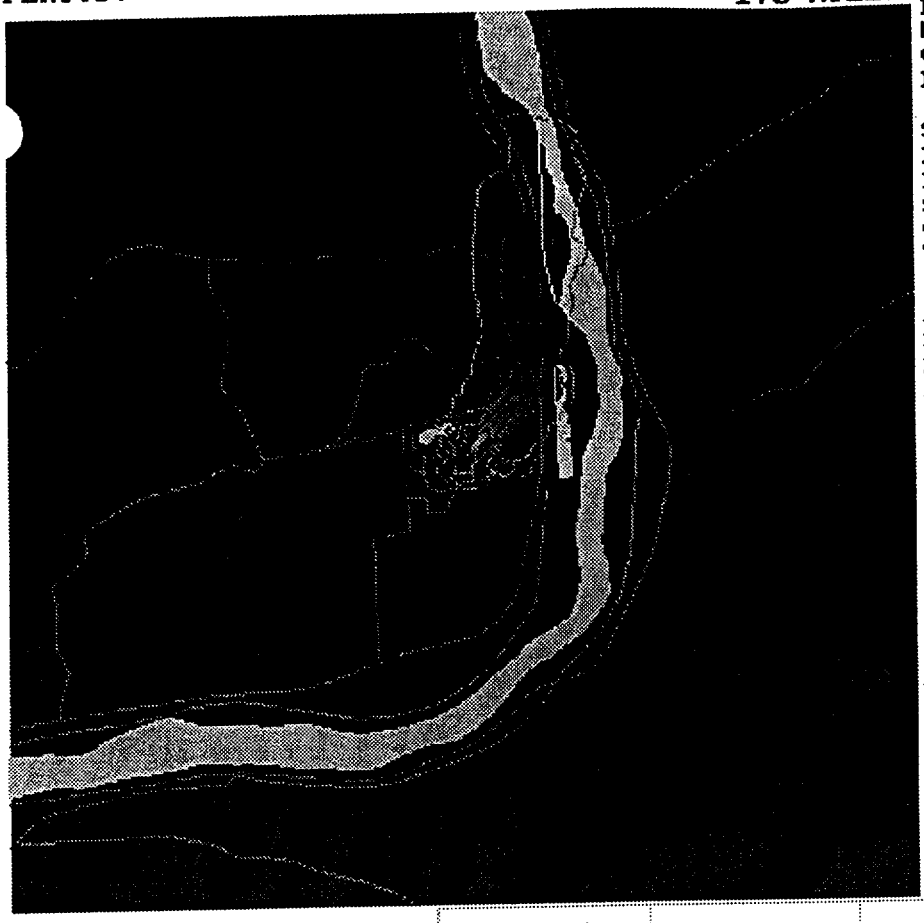

MENU B
MODEL: PROJECTED-PLUME SEGMENT
CURRENT TIME: 11/02/00 19:08
RUN TIME: 11/02/00 19:06
MET: FROM SCENARIO 10
CUR MET: WS= 3MPH, WD=215,ST=E
END DATE OF 15 MINUTE RATE
COMPUTATION: 11/02/00 19:0
START RELEASE: 11/02/00 17:3
END RELEASE: 11/02/00 19:08
RELEASE: MONITOR VALUES FROM
SCENARIO 10 - ACCIDENT TYPE 03
CUR REL RATE(CI/SEC): 2.2E-02
TOTAL CI: NG:6.2E+01,I:1.8E+00
P:7.5E-04

PEAK TEDE (MREM/HR) : 5.0E+00
DIR(TO): NE DIST(MILES): 0.6
TEDE/EDE AT PEAK TEDE: 6.3E+00
PK THY CDE(MREM/HR) : 2.0E+02
DIR(TO): NE DIST(MILES): 0.6

CONTOUR LEGEND	DOSE RATE (MREM/HR)
1	1.0E+01+
2	5.0E+00-1.0E+01
3	1.0E+00-5.0E+00
4	5.0E-01-1.0E+00
5	1.0E-01-5.0E-01
6	5.0E-02-1.0E-01
7	1.0E-02-5.0E-02
8	1.0E-03-1.0E-02

POINT OF INTEREST	MAP FEATURES	SELECT AREA		CONTINUE

SITE: SSES UNIT: 1 OR 2
TITLE: THYROID COMMITTED DOSE EQUIV(CDE) RATE
PERIOD: 0.25 HOUR PROJECTION SCALE: 1.0 MILES

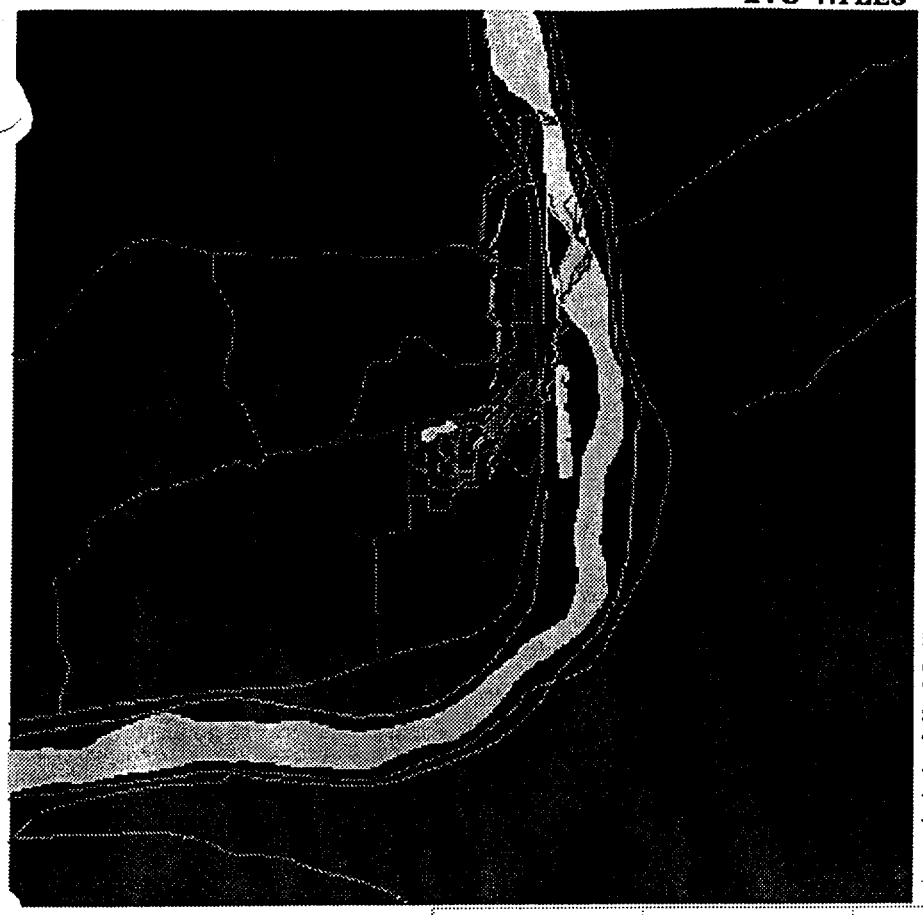

MENU B
MODEL: PROJECTED-PLUME SEGMENT
CURRENT TIME: 11/02/00 19:09
RUN TIME: 11/02/00 19:06
MET: FROM SCENARIO 10
CUR MET: WS= 3MPH, WD=215,ST=E
END DATE OF 15 MINUTE RATE
COMPUTATION: 11/02/00 19:08
START RELEASE: 11/02/00 17:38
END RELEASE: 11/02/00 19:08
RELEASE: MONITOR VALUES FROM
SCENARIO 10 - ACCIDENT TYPE 03
CUR REL RATE(CI/SEC): 2.2E-02
TOTAL CI: NG:6.2E+01,I:1.8E+00
P:7.5E-04

PK THY CDE(MREM/HR) : 2.0E+02
DIR(TO): NE DIST(MILES): 0.6

CONTOUR LEGEND	DOSE RATE (MREM/HR)
1	5.0E+02+
2	2.5E+02-5.0E+02
3	1.0E+02-2.5E+02
4	5.0E+01-1.0E+02
5	1.0E+01-5.0E+01
6	5.0E+00-1.0E+01
7	1.0E+00-5.0E+00
8	5.0E-01-1.0E+00
9	1.0E-01-5.0E-01
10	5.0E-02-1.0E-01
11	1.0E-02-5.0E-02
12	1.0E-03-1.0E-02

POINT OF INTEREST	MAP FEATURES	SELECT AREA		CONTINUE

PRINT DATE/TIME: 11/02/00 19:17 CURRENT TIME PERIOD: 11/02/00 19:15

MIDAS DOSE SUMMARY REPORT

REACTOR SHUTDOWN: 11/02/00 15:15
START OF RELEASE: 11/02/00 17:38
MENU SELECTION: FORWARD CALCULATIONS
SOURCE TERM: LOCA (CLAD FAILURE)

WIND SPEED (MPH): 2
WIND FROM (DEG): 216 (SW)
STABILITY CLASS: E
PRECIPITATION: NO

CURRENT (SITE TOTAL) RELEASE RATE
(uCi/min)

NOBLE GAS	I-131	PARTICULATES
1.52E+06	8.97E+03	1.52E+01

CURRENT AFFECTED SECTOR DOSE RATES				
LOCATION	OSCAR		EPB	
UNITS	DOSE RATE (mrem/hr)	AFFECTED SECTOR	DOSE RATE (mrem/hr)	AFFECTED SECTOR
TEDE RATE	3.58	NNE	0.95	NNE
EDE RATE	0.49		0.28	
THY CDE RATE	146.85		32.40	

6.00 HOUR PROJECTED DOSES								
DISTANCE	OSCAR		EPB		2 MILE		10 MILE	
UNITS	DOSE (mrem)	PEAK SECTOR	DOSE (mrem)	PEAK SECTOR	DOSE (mrem)	PEAK SECTOR	DOSE (mrem)	PEAK SECTOR
TEDE	8.72	NE	6.45	NE	1.29	NNE	0.01	ENE
CEDE	4.67		3.43		0.59		4.25E-03	
PLUME	0.80		0.66		0.34		6.02E-03	
GND 4-DAY	3.25		2.35		0.35		2.40E-03	
THY CDE	224.88	NE	165.02	NE	28.53	NNE	0.20	ENE

CALCULATED BY: _____ DATE: _____
REVIEWED BY: _____ DATE: _____
COMMENTS:

RESTART REPORT | CONTINUE

SITE: SSES
UNIT: 1 OR 2
TITLE: TOTAL EFFECTIVE DOSE EQUIV(TEDE) RATE
PERIOD: 0.25 HOUR PROJECTION
SCALE: 1.0 MILES



MENU B
MODEL: PROJECTED-PLUME SEGMENT
CURRENT TIME: 11/02/00 19:19
RUN TIME: 11/02/00 19:11
MET: FROM SCENARIO 10
CUR MET: WS= 3MPH, WD=216,ST=E
END DATE OF 15 MINUTE RATE
COMPUTATION: 11/02/00 19:23
START RELEASE: 11/02/00 17:38
END RELEASE: 11/02/00 19:23
RELEASE: MONITOR VALUES FROM
SCENARIO 10 - ACCIDENT TYPE 03
CUR REL RATE(CI/SEC): 2.6E-02
TOTAL CI: NG:8.5E+01,I:2.4E+00
P:9.8E-04

PEAK TEDE (MREM/HR) : 5.1E+00
DIR(TO): NE DIST(MILES): 0.6
TEDE/EDE AT PEAK TEDE: 6.9E+00
PK THY CDE(MREM/HR) : 2.1E+02
DIR(TO): NE DIST(MILES): 0.6

CONTOUR LEGEND	DOSE RATE (MREM/HR)
1	1.0E+01+
2	5.0E+00-1.0E+01
3	1.0E+00-5.0E+00
4	5.0E-01-1.0E+00
5	1.0E-01-5.0E-01
6	5.0E-02-1.0E-01
7	1.0E-02-5.0E-02
8	1.0E-03-1.0E-02

POINT OF INTEREST	MAP FEATURES	SELECT AREA		CONTINUE

SITE: SSES UNIT: 1 OR 2
TITLE: THYROID COMMITTED DOSE EQUIV(CDE) RATE
PERIOD: 0.25 HOUR PROJECTION SCALE: 1.0 MILES

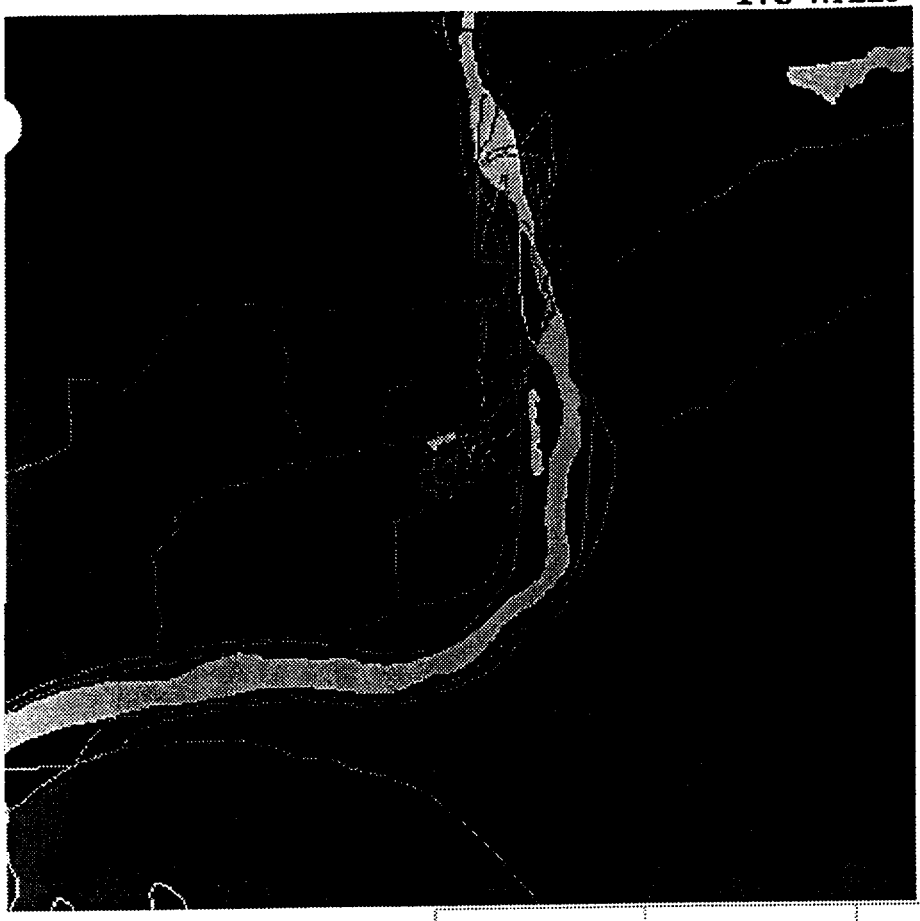

MENU B
MODEL: PROJECTED-PLUME SEGMENT
CURRENT TIME: 11/02/00 19:20
RUN TIME: 11/02/00 19:11
MET: FROM SCENARIO 10
CUR MET: WS= 3MPH, WD=216,ST=E
END DATE OF 15 MINUTE RATE
COMPUTATION: 11/02/00 19:
START RELEASE: 11/02/00 17:3
END RELEASE: 11/02/00 19:23
RELEASE: MONITOR VALUES FROM
SCENARIO 10 - ACCIDENT TYPE 03
CUR REL RATE(CI/SEC): 2.6E-02
TOTAL CI: NG:8.5E+01,I:2.4E+00
P:9.8E-04

PK THY CDE(MREM/HR) : 2.1E+02
DIR(TO): NE DIST(MILES): 0.6

CONTOUR LEGEND	DOSE RATE (MREM/HR)
1	5.0E+02+
2	2.5E+02-5.0E+02
3	1.0E+02-2.5E+02
4	5.0E+01-1.0E+02
5	1.0E+01-5.0E+01
6	5.0E+00-1.0E+01
7	1.0E+00-5.0E+00
8	5.0E-01-1.0E+00
9	1.0E-01-5.0E-01
10	5.0E-02-1.0E-01
11	1.0E-02-5.0E-02
12	1.0E-03-1.0E-02

POINT OF INTEREST	MAP FEATURES	SELECT AREA		CONTINUE

PRINT DATE/TIME: 11/02/00 19:36 CURRENT TIME PERIOD: 11/02/00 19:30

MIDAS DOSE SUMMARY REPORT

REACTOR SHUTDOWN: 11/02/00 15:15
START OF RELEASE: 11/02/00 17:38
MENU SELECTION: FORWARD CALCULATIONS
SOURCE TERM: LOCA (CLAD FAILURE)

WIND SPEED (MPH): 2
WIND FROM (DEG): 223 (SW)
STABILITY CLASS: E
PRECIPITATION: NO

CURRENT (SITE TOTAL) RELEASE RATE
(uCi/min)

NOBLE GAS	I-131	PARTICULATES
1.72E+06	9.65E+03	1.70E+01

CURRENT AFFECTED SECTOR DOSE RATES

LOCATION	OSCAR		EPB	
UNITS	DOSE RATE (mrem/hr)	AFFECTED SECTOR	DOSE RATE (mrem/hr)	AFFECTED SECTOR
TEDE RATE	6.53	NE	4.54	NE
EDE RATE	1.15		0.94	
THY CDE RATE	258.85		188.84	

6.00 HOUR PROJECTED DOSES

DISTANCE	OSCAR		EPB		2 MILE		10 MILE	
UNITS	DOSE (mrem)	PEAK SECTOR	DOSE (mrem)	PEAK SECTOR	DOSE (mrem)	PEAK SECTOR	DOSE (mrem)	PEAK SECTOR
TEDE	9.32	NE	6.92	NE	1.41	NNE	0.01	ENE
CEDE	4.93		3.64		0.65		4.54E-03	
PLUME	0.85		0.71		0.37		6.70E-03	
GND 4-DAY	3.54		2.57		0.39		2.56E-03	
THY CDE	237.25	NE	175.15	NE	31.14	NNE	0.22	ENE

CALCULATED BY: _____ DATE: _____
REVIEWED BY: _____ DATE: _____
COMMENTS:

RESTART REPORT | CONTINUE

SITE: SSES UNIT: 1 OR 2
TITLE: TOTAL EFFECTIVE DOSE EQUIV(TEDE) RATE
PERIOD: 0.25 HOUR PROJECTION SCALE: 1.0 MILES

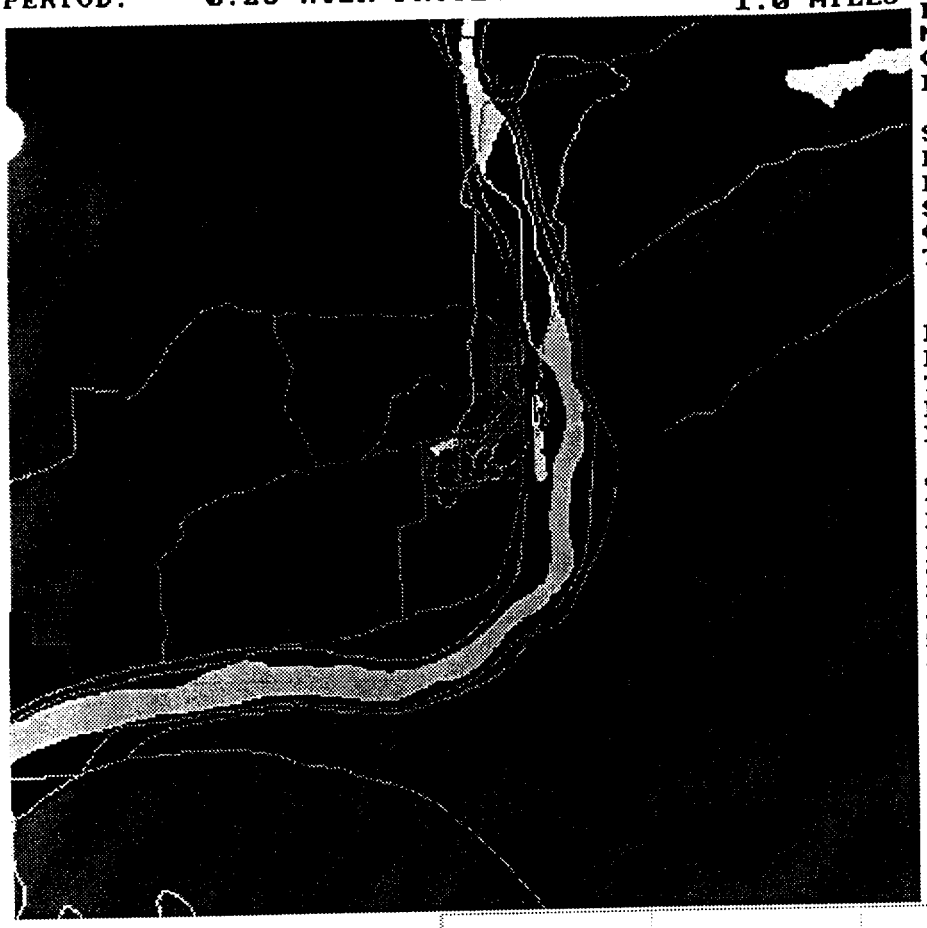

MENU B
MODEL: PROJECTED-PLUME SEGMENT
CURRENT TIME: 11/02/00 19:37
RUN TIME: 11/02/00 19:35
MET: FROM SCENARIO 10
CUR MET: WS= 3MPH, WD=223,ST=E
END DATE OF 15 MINUTE RATE
COMPUTATION: 11/02/00 19:3
START RELEASE: 11/02/00 17:
END RELEASE: 11/02/00 19:3
RELEASE: MONITOR VALUES FROM
SCENARIO 10 - ACCIDENT TYPE 03
CUR REL RATE(CI/SEC): 2.9E-02
TOTAL CI: NG:1.1E+02,I:3.1E+00
P:1.2E-03

PEAK TEDE (MREM/HR) : 4.6E+00
DIR(TO): NE DIST(MILES): 0.7
TEDE/EDE AT PEAK TEDE: 3.9E+00
PK THY CDE(MREM/HR) : 1.9E+02
DIR(TO): NE DIST(MILES): 0.6

CONTOUR LEGEND	DOSE RATE (MREM/HR)
1	1.0E+01+
2	5.0E+00-1.0E+01
3	1.0E+00-5.0E+00
4	5.0E-01-1.0E+00
5	1.0E-01-5.0E-01
6	5.0E-02-1.0E-01
7	1.0E-02-5.0E-02
8	1.0E-03-1.0E-02

POINT OF INTEREST	MAP FEATURES	SELECT AREA		CONTINUE

SITE: SSES UNIT: 1 OR 2
TITLE: THYROID COMMITTED DOSE EQUIV(CDE) RATE
PERIOD: 0.25 HOUR PROJECTION SCALE: 1.0 MILES

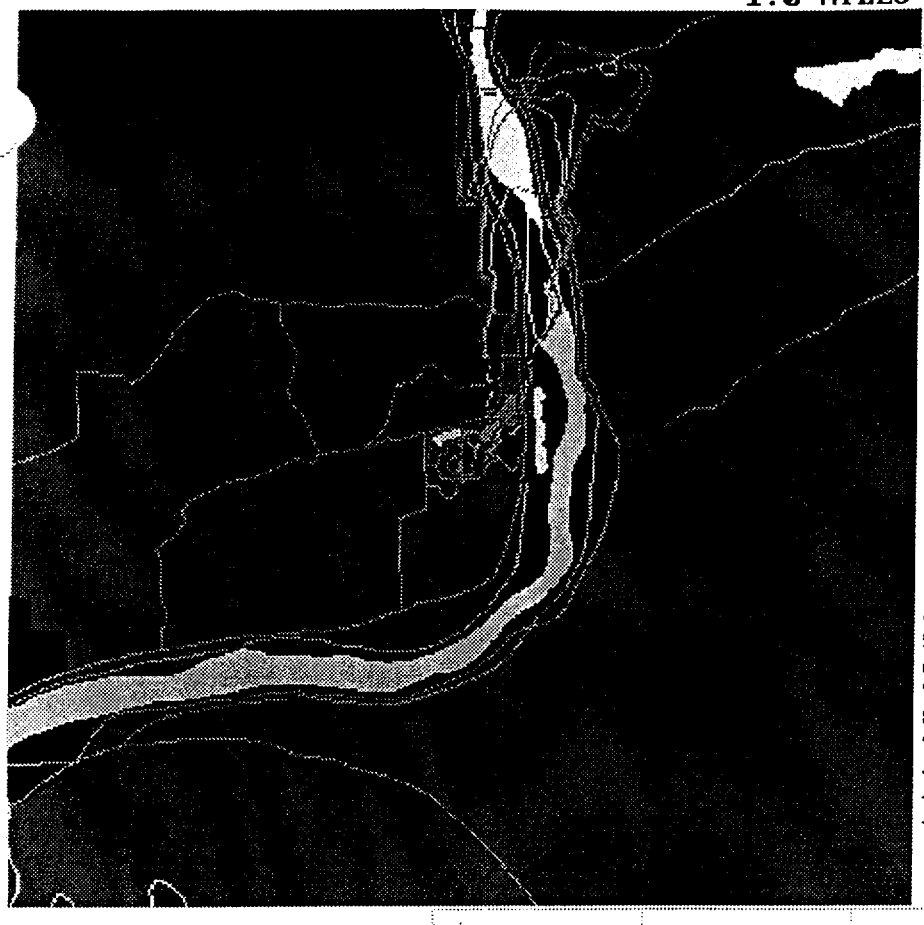

MENU B
MODEL: PROJECTED-PLUME SEGMENT
CURRENT TIME: 11/02/00 19:38
RUN TIME: 11/02/00 19:35
MET: FROM SCENARIO 10
CUR MET: WS= 3MPH, WD=223,ST=E
END DATE OF 15 MINUTE RATE
COMPUTATION: 11/02/00 19:38
START RELEASE: 11/02/00 17:38
END RELEASE: 11/02/00 19:38
RELEASE: MONITOR VALUES FROM
SCENARIO 10 - ACCIDENT TYPE 03
CUR REL RATE(CI/SEC): 2.9E-02
TOTAL CI: NG:1.1E+02,I:3.1E+00
P:1.2E-03

PK THY CDE(MREM/HR) : 1.9E+02
DIR(TO): NE DIST(MILES): 0.6

CONTOUR LEGEND	DOSE RATE (MREM/HR)
1	5.0E+02+
2	2.5E+02-5.0E+02
3	1.0E+02-2.5E+02
4	5.0E+01-1.0E+02
5	1.0E+01-5.0E+01
6	5.0E+00-1.0E+01
7	1.0E+00-5.0E+00
8	5.0E-01-1.0E+00
9	1.0E-01-5.0E-01
10	5.0E-02-1.0E-01
11	1.0E-02-5.0E-02
12	1.0E-03-1.0E-02

POINT OF INTEREST	MAP FEATURES	SELECT AREA		CONTINUE

PRINT DATE/TIME: 11/02/00 19:50 CURRENT TIME PERIOD: 11/02/00 19:45

MIDAS DOSE SUMMARY REPORT

REACTOR SHUTDOWN: 11/02/00 15:15
START OF RELEASE: 11/02/00 17:38
MENU SELECTION: FORWARD CALCULATIONS
SOURCE TERM: LOCA (CLAD FAILURE)

WIND SPEED (MPH): 2
WIND FROM (DEG): 214 (SW)
STABILITY CLASS: E
PRECIPITATION: NO

CURRENT (SITE TOTAL) RELEASE RATE
(uCi/min)

NOBLE GAS	I-131	PARTICULATES
1.89E+06	1.06E+04	1.91E+01

CURRENT AFFECTED SECTOR DOSE RATES				
LOCATION	OSCAR		EPB	
UNITS	DOSE RATE (mrem/hr)	AFFECTED SECTOR	DOSE RATE (mrem/hr)	AFFECTED SECTOR
TEDE RATE	4.19	NNE	1.30	NNE
EDE RATE	0.72		0.35	
THY CDE RATE	164.75		45.26	

6.00 HOUR PROJECTED DOSES								
DISTANCE	OSCAR		EPB		2 MILE		10 MILE	
UNITS	DOSE (mrem)	PEAK SECTOR	DOSE (mrem)	PEAK SECTOR	DOSE (mrem)	PEAK SECTOR	DOSE (mrem)	PEAK SECTOR
TEDE	10.11	NE	7.56	NE	1.59	NNE	0.01	ENE
CEDE	5.28		3.94		0.73		4.89E-03	
PLUME	0.93		0.78		0.41		7.16E-03	
GND 4-DAY	3.90		2.84		0.44		2.75E-03	
THY CDE	254.10	NE	189.47	NE	35.29	NNE	0.23	ENE

CALCULATED BY: _____ DATE: _____
REVIEWED BY: _____ DATE: _____
COMMENTS:

RESTART REPORT | CONTINUE

S.TE: SSES UNIT: 1 OR 2
TITLE: THYROID COMMITTED DOSE EQUIV(CDE) RATE
PERIOD: 0.25 HOUR PROJECTION SCALE: 1.0 MILES



MENU B
MODEL: PROJECTED-PLUME SEGMENT
CURRENT TIME: 11/02/00 19:52
RUN TIME: 11/02/00 19:39
MET: FROM SCENARIO 10
CUR MET: WS= 3MPH, WD=214,ST=E
END DATE OF 15 MINUTE RATE
COMPUTATION: 11/02/00 19:53
START RELEASE: 11/02/00 17:38
END RELEASE: 11/02/00 19:53
RELEASE: MONITOR VALUES FROM
SCENARIO 10 - ACCIDENT TYPE 03
CUR REL RATE(CI/SEC): 3.2E-02
TOTAL CI: NG:1.4E+02,I:3.8E+00
P:1.5E-03

PK THY CDE(MREM/HR) : 2.0E+02
DIR(TO): NE DIST(MILES): 0.6

CONTOUR LEGEND	DOSE RATE (MREM/HR)
1	5.0E+02+
2	2.5E+02-5.0E+02
3	1.0E+02-2.5E+02
4	5.0E+01-1.0E+02
5	1.0E+01-5.0E+01
6	5.0E+00-1.0E+01
7	1.0E+00-5.0E+00
8	5.0E-01-1.0E+00
9	1.0E-01-5.0E-01
10	5.0E-02-1.0E-01
11	1.0E-02-5.0E-02
12	1.0E-03-1.0E-02

POINT OF INTEREST	MAP FEATURES	SELECT AREA		CONTINUE

SITE: SSES UNIT: 1 OR 2
TITLE: TOTAL EFFECTIVE DOSE EQUIV(TEDE) RATE
PERIOD: 0.25 HOUR PROJECTION SCALE: 1.0 MILES

MENU B
MODEL: PROJECTED-PLUME SEGMENT
CURRENT TIME: 11/02/00 19:51
RUN TIME: 11/02/00 19:39
MET: FROM SCENARIO 10
CUR MET: WS= 3MPH, WD=214,ST=E
END DATE OF 15 MINUTE RATE
COMPUTATION: 11/02/00 19:53
START RELEASE: 11/02/00 17:?
END RELEASE: 11/02/00 19:[illegible]
RELEASE: MONITOR VALUES FROM
SCENARIO 10 - ACCIDENT TYPE 03
CUR REL RATE(CI/SEC): 3.2E-02
TOTAL CI: NG:1.4E+02,I:3.8E+00
P:1.5E-03

PEAK TEDE (MREM/HR) : 5.0E+00
DIR(TO): NE DIST(MILES): 0.6
TEDE/EDE AT PEAK TEDE: 6.4E+00
PK THY CDE(MREM/HR) : 2.0E+02
DIR(TO): NE DIST(MILES): 0.6

CONTOUR LEGEND	DOSE RATE (MREM/HR)
1	1.0E+01+
2	5.0E+00-1.0E+01
3	1.0E+00-5.0E+00
4	5.0E-01-1.0E+00
5	1.0E-01-5.0E-01
6	5.0E-02-1.0E-01
7	1.0E-02-5.0E-02
8	1.0E-03-1.0E-02

POINT OF INTEREST	MAP FEATURES	SELECT AREA		CONTINUE

PRINT DATE/TIME: 11/02/00 20:03 CURRENT TIME PERIOD: 11/02/00 20:00

MIDAS DOSE SUMMARY REPORT

REACTOR SHUTDOWN: 11/02/00 15:15
START OF RELEASE: 11/02/00 17:38
MENU SELECTION: FORWARD CALCULATIONS
SOURCE TERM: LOCA (CLAD FAILURE)

WIND SPEED (MPH): 2
WIND FROM (DEG): 219 (SW)
STABILITY CLASS: E
PRECIPITATION: NO

CURRENT (SITE TOTAL) RELEASE RATE
(uCi/min)

NOBLE GAS	I-131	PARTICULATES
1.85E+09	2.15E+08	8.00E+07

CURRENT AFFECTED SECTOR DOSE RATES				
LOCATION	OSCAR		EPB	
UNITS	DOSE RATE (mrem/hr)	AFFECTED SECTOR	DOSE RATE (mrem/hr)	AFFECTED SECTOR
TEDE RATE	9.44E+04	NNE	11.45	NNE
EDE RATE	1.31E+03		1.94	
THY CDE RATE	3.34E+06		391.93	

6.00 HOUR PROJECTED DOSES								
DISTANCE	OSCAR		EPB		2 MILE		10 MILE	
UNITS	DOSE (mrem)	PEAK SECTOR	DOSE (mrem)	PEAK SECTOR	DOSE (mrem)	PEAK SECTOR	DOSE (mrem)	PEAK SECTOR
TEDE	2.08E+05	NE	1.56E+05	NE	2.92E+04	NNE	299.44	ENE
CEDE	1.40E+05		1.05E+05		2.00E+04		218.94	
PLUME	2.53E+03		2.10E+03		839.01		13.26	
GND 4-DAY	6.55E+04		4.87E+04		8.32E+03		67.22	
THY CDE	5.02E+06	NE	3.74E+06	NE	6.30E+05	NNE	4.67E+03	ENE

CALCULATED BY: _____ DATE: _____
REVIEWED BY: _____ DATE: _____
COMMENTS:

RESTART REPORT | CONTINUE

SITE: SSES UNIT: 1 OR 2
TITLE: TOTAL EFFECTIVE DOSE EQUIV(TEDE) RATE
PERIOD: 0.25 HOUR PROJECTION SCALE: 1.0 MILES

MENU B
MODEL: PROJECTED-PLUME SEGMENT
CURRENT TIME: 11/02/00 20:06
RUN TIME: 11/02/00 19:56
MET: FROM SCENARIO 10
CUR MET: WS= 3MPH, WD=219,ST=E
END DATE OF 15 MINUTE RATE
COMPUTATION: 11/02/00 20:0
START RELEASE: 11/02/00 17:3
END RELEASE: 11/02/00 20:08
RELEASE: MONITOR VALUES FROM
SCENARIO 10 - ACCIDENT TYPE 03
CUR REL RATE(CI/SEC): 4.8E+01
TOTAL CI: NG:2.8E+04,I:1.5E+04
P:1.2E+03

PEAK TEDE (MREM/HR) : 1.1E+05
DIR(TO): NE DIST(MILES): 0.6
TEDE/EDE AT PEAK TEDE: 5.6E+01
PK THY CDE(MREM/HR) : 3.9E+06
DIR(TO): NE DIST(MILES): 0.6

CONTOUR LEGEND	DOSE RATE (MREM/HR)
1	2.5E+04+
2	1.0E+04-2.5E+04
3	5.0E+03-1.0E+04
4	2.5E+03-5.0E+03
5	1.0E+03-2.5E+03
6	5.0E+02-1.0E+03
7	2.5E+02-5.0E+02
8	1.0E+02-2.5E+02
9	5.0E+01-1.0E+02
10	1.0E+01-5.0E+01
11	5.0E+00-1.0E+01
12	1.0E+00-5.0E+00
13	5.0E-01-1.0E+00
14	1.0E-01-5.0E-01
15	5.0E-02-1.0E-01

POINT OF INTEREST | MAP FEATURES | SELECT AREA | | CONTINUE

SITE: SSES UNIT: 1 OR 2
TITLE: THYROID COMMITTED DOSE EQUIV(CDE) RATE
PERIOD: 0.25 HOUR PROJECTION SCALE: 1.0 MILES

MENU B
MODEL: PROJECTED-PLUME SEGMENT
CURRENT TIME: 11/02/00 20:07
RUN TIME: 11/02/00 19:56
MET: FROM SCENARIO 10
CUR MET: WS= 3MPH, WD=219,ST=E
END DATE OF 15 MINUTE RATE
COMPUTATION: 11/02/00 20:08
START RELEASE: 11/02/00 17:38
END RELEASE: 11/02/00 20:08
RELEASE: MONITOR VALUES FROM
SCENARIO 10 - ACCIDENT TYPE 03
CUR REL RATE(CI/SEC): 4.8E+01
TOTAL CI: NG:2.8E+04,I:1.5E+04
P:1.2E+03

PK THY CDE(MREM/HR) : 3.9E+06
DIR(TO): NE DIST(MILES): 0.6

CONTOUR LEGEND	DOSE RATE (MREM/HR)
1	2.5E+04+
2	1.0E+04-2.5E+04
3	5.0E+03-1.0E+04
4	2.5E+03-5.0E+03
5	1.0E+03-2.5E+03
6	5.0E+02-1.0E+03
7	2.5E+02-5.0E+02
8	1.0E+02-2.5E+02
9	5.0E+01-1.0E+02
10	1.0E+01-5.0E+01
11	5.0E+00-1.0E+01
12	1.0E+00-5.0E+00
13	5.0E-01-1.0E+00
14	1.0E-01-5.0E-01
15	5.0E-02-1.0E-01

POINT OF INTEREST	MAP FEATURES	SELECT AREA		CONTINUE

PRINT DATE/TIME: 11/02/00 20:18 CURRENT TIME PERIOD: 11/02/00 20:15

MIDAS DOSE SUMMARY REPORT

REACTOR SHUTDOWN: 11/02/00 15:15
START OF RELEASE: 11/02/00 17:38
MENU SELECTION: FORWARD CALCULATIONS
SOURCE TERM: LOCA (CLAD FAILURE)

WIND SPEED (MPH): 2
WIND FROM (DEG): 221 (SW)
STABILITY CLASS: E
PRECIPITATION: NO

CURRENT (SITE TOTAL) RELEASE RATE
(uCi/min)

NOBLE GAS	I-131	PARTICULATES
1.85E+09	2.15E+08	8.00E+07

CURRENT AFFECTED SECTOR DOSE RATES

LOCATION	OSCAR		EPB	
UNITS	DOSE RATE (mrem/hr)	AFFECTED SECTOR	DOSE RATE (mrem/hr)	AFFECTED SECTOR
TEDE RATE	1.60E+05	NE	1.16E+05	NE
EDE RATE	3.45E+03		2.55E+03	
THY CDE RATE	5.61E+06		4.04E+06	

6.00 HOUR PROJECTED DOSES

DISTANCE	OSCAR		EPB		2 MILE		10 MILE	
UNITS	DOSE (mrem)	PEAK SECTOR	DOSE (mrem)	PEAK SECTOR	DOSE (mrem)	PEAK SECTOR	DOSE (mrem)	PEAK SECTOR
TEDE	2.06E+05	NE	1.56E+05	NE	3.06E+04	NNE	299.56	ENE
CEDE	1.36E+05		1.03E+05		2.10E+04		219.02	
PLUME	2.38E+03		2.00E+03		871.08		13.27	
GND 4-DAY	6.75E+04		5.03E+04		8.71E+03		67.25	
THY CDE	4.89E+06	NE	3.68E+06	NE	6.62E+05	NNE	4.68E+03	ENE

CALCULATED BY: _____ DATE: _____
REVIEWED BY: _____ DATE: _____
COMMENTS:

RESTART REPORT | CONTINUE

SITE: SSES UNIT: 1 OR 2
TITLE: TOTAL EFFECTIVE DOSE EQUIV(TEDE) RATE
PERIOD: 0.25 HOUR PROJECTION SCALE: 1.0 MILES



MENU B
MODEL: PROJECTED-PLUME SEGMENT
CURRENT TIME: 11/02/00 20:20
RUN TIME: 11/02/00 20:10
MET: FROM SCENARIO 10
CUR MET: WS= 3MPH, WD=221,ST=E
END DATE OF 15 MINUTE RATE
COMPUTATION: 11/02/00 20:23
START RELEASE: 11/02/00 17:38
END RELEASE: 11/02/00 20:23
RELEASE: MONITOR VALUES FROM
SCENARIO 10 - ACCIDENT TYPE 03
CUR REL RATE(CI/SEC): 4.8E+01
TOTAL CI: NG:5.6E+04,I:2.9E+04
P:2.4E+03

PEAK TEDE (MREM/HR) : 1.2E+05
DIR(TO): NE DIST(MILES): 0.6
TEDE/EDE AT PEAK TEDE: 6.0E+01
PK THY CDE(MREM/HR) : 4.0E+06
DIR(TO): NE DIST(MILES): 0.6

CONTOUR LEGEND	DOSE RATE (MREM/HR)
1	2.5E+04+
2	1.0E+04-2.5E+04
3	5.0E+03-1.0E+04
4	2.5E+03-5.0E+03
5	1.0E+03-2.5E+03
6	5.0E+02-1.0E+03
7	2.5E+02-5.0E+02
8	1.0E+02-2.5E+02
9	5.0E+01-1.0E+02
10	1.0E+01-5.0E+01
11	5.0E+00-1.0E+01
12	1.0E+00-5.0E+00
13	5.0E-01-1.0E+00
14	1.0E-01-5.0E-01
15	5.0E-02-1.0E-01

POINT OF INTEREST	MAP FEATURES	SELECT AREA		CONTINUE

SITE: SSES UNIT: 1 OR 2
TITLE: THYROID COMMITTED DOSE EQUIV(CDE) RATE
PERIOD: 0.25 HOUR PROJECTION SCALE: 1.0 MILES

MENU B
MODEL: PROJECTED-PLUME SEGMENT
CURRENT TIME: 11/02/00 20:21
RUN TIME: 11/02/00 20:10
MET: FROM SCENARIO 10
CUR MET: WS= 3MPH, WD=221,ST=E
END DATE OF 15 MINUTE RATE
COMPUTATION: 11/02/00 20:2
START RELEASE: 11/02/00 17:3
END RELEASE: 11/02/00 20:23
RELEASE: MONITOR VALUES FROM
SCENARIO 10 - ACCIDENT TYPE 03
CUR REL RATE(CI/SEC): 4.8E+01
TOTAL CI: NG:5.6E+04,I:2.9E+04
P:2.4E+03

PK THY CDE(MREM/HR) : 4.0E+06
DIR(TO): NE DIST(MILES): 0.6

CONTOUR LEGEND	DOSE RATE (MREM/HR)
1	2.5E+04+
2	1.0E+04-2.5E+04
3	5.0E+03-1.0E+04
4	2.5E+03-5.0E+03
5	1.0E+03-2.5E+03
6	5.0E+02-1.0E+03
7	2.5E+02-5.0E+02
8	1.0E+02-2.5E+02
9	5.0E+01-1.0E+02
10	1.0E+01-5.0E+01
11	5.0E+00-1.0E+01
12	1.0E+00-5.0E+00
13	5.0E-01-1.0E+00
14	1.0E-01-5.0E-01
15	5.0E-02-1.0E-01

POINT OF INTEREST | MAP FEATURES | SELECT AREA | | CONTINUE

PRINT DATE/TIME: 11/02/00 20:48 CURRENT TIME PERIOD: 11/02/00 20:30

MIDAS DOSE SUMMARY REPORT

REACTOR SHUTDOWN: 11/02/00 15:15
START OF RELEASE: 11/02/00 17:38
MENU SELECTION: FORWARD CALCULATIONS
SOURCE TERM: LOCA (CLAD FAILURE)

WIND SPEED (MPH): 3
WIND FROM (DEG): 213 (SSW)
STABILITY CLASS: E
PRECIPITATION: NO

CURRENT (SITE TOTAL) RELEASE RATE
(uCi/min)

NOBLE GAS	I-131	PARTICULATES
1.85E+09	2.15E+08	8.00E+07

CURRENT AFFECTED SECTOR DOSE RATES

LOCATION	OSCAR		EPB	
UNITS	DOSE RATE (mrem/hr)	AFFECTED SECTOR	DOSE RATE (mrem/hr)	AFFECTED SECTOR
TEDE RATE	8.80E+04	NNE	3.19E+04	NNE
EDE RATE	2.01E+03		1.10E+03	
THY CDE RATE	3.09E+06		1.08E+06	

6.00 HOUR PROJECTED DOSES

DISTANCE	OSCAR		EPB		2 MILE		10 MILE	
UNITS	DOSE (mrem)	PEAK SECTOR	DOSE (mrem)	PEAK SECTOR	DOSE (mrem)	PEAK SECTOR	DOSE (mrem)	PEAK SECTOR
TEDE	2.06E+05	NE	1.55E+05	NE	3.20E+04	NNE	299.56	ENE
CEDE	1.34E+05		1.02E+05		2.20E+04		219.02	
PLUME	2.34E+03		1.95E+03		902.67		13.27	
GND 4-DAY	6.95E+04		5.19E+04		9.10E+03		67.25	
THY CDE	4.80E+06	NE	3.61E+06	NE	6.93E+05	NNE	4.68E+03	ENE

CALCULATED BY: _____ DATE: _____
REVIEWED BY: _____ DATE: _____
COMMENTS:

RESTART REPORT | CONTINUE

SITE: SSES UNIT: 1 OR 2
TITLE: TOTAL EFFECTIVE DOSE EQUIV(TEDE) RATE
PERIOD: 0.25 HOUR PROJECTION SCALE: 1.0 MILES

MENU B
MODEL: PROJECTED-PLUME SEGMENT
CURRENT TIME: 11/02/00 20:50
RUN TIME: 11/02/00 20:37
MET: FROM SCENARIO 10
CUR MET: WS= 3MPH, WD=213,ST=E
END DATE OF 15 MINUTE RATE
COMPUTATION: 11/02/00 20:3P
START RELEASE: 11/02/00 17:3
END RELEASE: 11/02/00 20:3
RELEASE: MONITOR VALUES FROM
SCENARIO 10 - ACCIDENT TYPE 03
CUR REL RATE(CI/SEC): 4.8E+01
TOTAL CI: NG:8.3E+04,I:4.3E+04
P:3.6E+03

PEAK TEDE (MREM/HR) : 1.2E+05
DIR(TO): NE DIST(MILES): 0.6
TEDE/EDE AT PEAK TEDE: 5.7E+01
PK THY CDE(MREM/HR) : 4.1E+06
DIR(TO): NE DIST(MILES): 0.6

CONTOUR LEGEND	DOSE RATE (MREM/HR)
1	2.5E+04+
2	1.0E+04-2.5E+04
3	5.0E+03-1.0E+04
4	2.5E+03-5.0E+03
5	1.0E+03-2.5E+03
6	5.0E+02-1.0E+03
7	2.5E+02-5.0E+02
8	1.0E+02-2.5E+02
9	5.0E+01-1.0E+02
10	1.0E+01-5.0E+01
11	5.0E+00-1.0E+01
12	1.0E+00-5.0E+00
13	5.0E-01-1.0E+00
14	1.0E-01-5.0E-01
15	5.0E-02-1.0E-01

POINT OF INTEREST | MAP FEATURES | SELECT AREA | | CONTINUE

SITE: SSES UNIT: 1 OR 2
TITLE: THYROID COMMITTED DOSE EQUIV(CDE) RATE
PERIOD: 0.25 HOUR PROJECTION SCALE: 1.0 MILES

MENU B
MODEL: PROJECTED-PLUME SEGMENT
CURRENT TIME: 11/02/00 20:51
RUN TIME: 11/02/00 20:37
MET: FROM SCENARIO 10
CUR MET: WS= 3MPH, WD=213,ST=E
END DATE OF 15 MINUTE RATE
COMPUTATION: 11/02/00 20:38
START RELEASE: 11/02/00 17:38
END RELEASE: 11/02/00 20:38
RELEASE: MONITOR VALUES FROM
SCENARIO 10 - ACCIDENT TYPE 03
CUR REL RATE(CI/SEC): 4.8E+01
TOTAL CI: NG:8.3E+04,I:4.3E+04
P:3.6E+03

PK THY CDE(MREM/HR) : 4.1E+06
DIR(TO): NE DIST(MILES): 0.6

CONTOUR LEGEND	DOSE RATE (MREM/HR)
1	2.5E+04+
2	1.0E+04-2.5E+04
3	5.0E+03-1.0E+04
4	2.5E+03-5.0E+03
5	1.0E+03-2.5E+03
6	5.0E+02-1.0E+03
7	2.5E+02-5.0E+02
8	1.0E+02-2.5E+02
9	5.0E+01-1.0E+02
10	1.0E+01-5.0E+01
11	5.0E+00-1.0E+01
12	1.0E+00-5.0E+00
13	5.0E-01-1.0E+00
14	1.0E-01-5.0E-01
15	5.0E-02-1.0E-01

POINT OF INTEREST	MAP FEATURES	SELECT AREA		CONTINUE

PRINT DATE/TIME: 11/02/00 20:33 CURRENT TIME PERIOD: 11/02/00 20:30

MIDAS DOSE SUMMARY REPORT

REACTOR SHUTDOWN: 11/02/00 15:15
START OF RELEASE: 11/02/00 17:38
MENU SELECTION: FORWARD CALCULATIONS
SOURCE TERM: LOCA (CLAD FAILURE)

WIND SPEED (MPH): 3
WIND FROM (DEG): 213 (SSW)
STABILITY CLASS: E
PRECIPITATION: NO

CURRENT (SITE TOTAL) RELEASE RATE
(uCi/min)

NOBLE GAS	I-131	PARTICULATES
1.85E+09	2.15E+08	8.00E+07

CURRENT AFFECTED SECTOR DOSE RATES				
LOCATION	OSCAR		EPB	
UNITS	DOSE RATE (mrem/hr)	AFFECTED SECTOR	DOSE RATE (mrem/hr)	AFFECTED SECTOR
TEDE RATE	8.80E+04	NNE	3.19E+04	NNE
EDE RATE	2.01E+03		1.10E+03	
THY CDE RATE	3.09E+06		1.08E+06	

6.00 HOUR PROJECTED DOSES								
DISTANCE	OSCAR		EPB		2 MILE		10 MILE	
UNITS	DOSE (mrem)	PEAK SECTOR	DOSE (mrem)	PEAK SECTOR	DOSE (mrem)	PEAK SECTOR	DOSE (mrem)	PEAK SECTOR
TEDE	2.06E+05	NE	1.55E+05	NE	3.20E+04	NNE	299.56	ENE
CEDE	1.34E+05		1.02E+05		2.20E+04		219.02	
PLUME	2.34E+03		1.95E+03		902.67		13.27	
GND 4-DAY	6.95E+04		5.19E+04		9.10E+03		67.25	
THY CDE	4.80E+06	NE	3.61E+06	NE	6.93E+05	NNE	4.68E+03	ENE

CALCULATED BY: _____ DATE: _____
REVIEWED BY: _____ DATE: _____
COMMENTS:

RESTART REPORT | CONTINUE

SITE: SSES UNIT: 1 OR 2
TITLE: TOTAL EFFECTIVE DOSE EQUIV(TEDE) RATE
PERIOD: 0.25 HOUR PROJECTION SCALE: 1.0 MILES

MENU B
MODEL: PROJECTED-PLUME SEGMENT
CURRENT TIME: 11/02/00 20:34
RUN TIME: 11/02/00 20:23
MET: FROM SCENARIO 10
CUR MET: WS= 3MPH, WD=213,ST=E
END DATE OF 15 MINUTE RATE
COMPUTATION: 11/02/00 20:38
START RELEASE: 11/02/00 17:38
END RELEASE: 11/02/00 20:38
RELEASE: MONITOR VALUES FROM
SCENARIO 10 - ACCIDENT TYPE 03
CUR REL RATE(CI/SEC): 4.8E+01
TOTAL CI: NG:8.3E+04,I:4.3E+04
P:3.6E+03

PEAK TEDE (MREM/HR) : 1.2E+05
DIR(TO): NE DIST(MILES): 0.6
TEDE/EDE AT PEAK TEDE: 5.7E+01
PK THY CDE(MREM/HR) : 4.1E+06
DIR(TO): NE DIST(MILES): 0.6

CONTOUR LEGEND	DOSE RATE (MREM/HR)
1	2.5E+04+
2	1.0E+04-2.5E+04
3	5.0E+03-1.0E+04
4	2.5E+03-5.0E+03
5	1.0E+03-2.5E+03
6	5.0E+02-1.0E+03
7	2.5E+02-5.0E+02
8	1.0E+02-2.5E+02
9	5.0E+01-1.0E+02
10	1.0E+01-5.0E+01
11	5.0E+00-1.0E+01
12	1.0E+00-5.0E+00
13	5.0E-01-1.0E+00
14	1.0E-01-5.0E-01
15	5.0E-02-1.0E-01

POINT OF INTEREST	MAP FEATURES	SELECT AREA		CONTINUE

SITE: SSES UNIT: 1 OR 2
TITLE: THYROID COMMITTED DOSE EQUIV(CDE) RATE
PERIOD: 0.25 HOUR PROJECTION SCALE: 1.0 MILES

MENU B
MODEL: PROJECTED-PLUME SEGMENT
CURRENT TIME: 11/02/00 20:35
RUN TIME: 11/02/00 20:23
MET: FROM SCENARIO 10
CUR MET: WS= 3MPH, WD=213,ST=E
END DATE OF 15 MINUTE RATE
COMPUTATION: 11/02/00 20:3
START RELEASE: 11/02/00 17:3
END RELEASE: 11/02/00 20:3
RELEASE: MONITOR VALUES FROM
SCENARIO 10 - ACCIDENT TYPE 03
CUR REL RATE(CI/SEC): 4.8E+01
TOTAL CI: NG:8.3E+04,I:4.3E+04
P:3.6E+03

PK THY CDE(MREM/HR) : 4.1E+06
DIR(TO): NE DIST(MILES): 0.6

CONTOUR LEGEND	DOSE RATE (MREM/HR)
1	2.5E+04+
2	1.0E+04-2.5E+04
3	5.0E+03-1.0E+04
4	2.5E+03-5.0E+03
5	1.0E+03-2.5E+03
6	5.0E+02-1.0E+03
7	2.5E+02-5.0E+02
8	1.0E+02-2.5E+02
9	5.0E+01-1.0E+02
10	1.0E+01-5.0E+01
11	5.0E+00-1.0E+01
12	1.0E+00-5.0E+00
13	5.0E-01-1.0E+00
14	1.0E-01-5.0E-01
15	5.0E-02-1.0E-01

POINT OF INTEREST | MAP FEATURES | SELECT AREA | | CONTINUE

PRINT DATE/TIME: 11/02/00 21:04 CURRENT TIME PERIOD: 11/02/00 21:00

MIDAS DOSE SUMMARY REPORT

REACTOR SHUTDOWN: 11/02/00 15:15
START OF RELEASE: 11/02/00 17:38
MENU SELECTION: FORWARD CALCULATIONS
SOURCE TERM: LOCA (CLAD FAILURE)

WIND SPEED (MPH): 2
WIND FROM (DEG): 216 (SW)
STABILITY CLASS: E
PRECIPITATION: NO

CURRENT (SITE TOTAL) RELEASE RATE
(uCi/min)

NOBLE GAS	I-131	PARTICULATES
1.85E+09	2.15E+08	8.00E+07

CURRENT AFFECTED SECTOR DOSE RATES

LOCATION	OSCAR		EPB	
UNITS	DOSE RATE (mrem/hr)	AFFECTED SECTOR	DOSE RATE (mrem/hr)	AFFECTED SECTOR
TEDE RATE	8.35E+04	NNE	2.77E+04	NNE
EDE RATE	1.77E+03		1.11E+03	
THY CDE RATE	2.93E+06		9.25E+05	

6.00 HOUR PROJECTED DOSES

DISTANCE	OSCAR		EPB		2 MILE		10 MILE	
UNITS	DOSE (mrem)	PEAK SECTOR	DOSE (mrem)	PEAK SECTOR	DOSE (mrem)	PEAK SECTOR	DOSE (mrem)	PEAK SECTOR
TEDE	2.04E+05	NE	1.56E+05	NE	3.48E+04	NNE	508.64	NE
CEDE	1.29E+05		9.89E+04		2.40E+04		378.77	
PLUME	2.24E+03		1.92E+03		964.49		16.62	
GND 4-DAY	7.34E+04		5.49E+04		9.86E+03		113.25	
THY CDE	4.61E+06	NE	3.52E+06	NE	7.56E+05	NNE	8.15E+03	NE

CALCULATED BY: _____ DATE: _____
REVIEWED BY: _____ DATE: _____
COMMENTS:

RESTART REPORT | CONTINUE

SITE: SSES UNIT: 1 OR 2
TITLE: TOTAL EFFECTIVE DOSE EQUIV(TEDE) RATE
PERIOD: 0.25 HOUR PROJECTION SCALE: 1.0 MILES

MENU B
MODEL: PROJECTED-PLUME SEGMENT
CURRENT TIME: 11/02/00 21:06
RUN TIME: 11/02/00 20:53
MET: FROM SCENARIO 10
CUR MET: WS= 3MPH, WD=216,ST=E
END DATE OF 15 MINUTE RATE
COMPUTATION: 11/02/00 21:0
START RELEASE: 11/02/00 17:
END RELEASE: 11/02/00 21:0
RELEASE: MONITOR VALUES FROM
SCENARIO 10 - ACCIDENT TYPE 03
CUR REL RATE(CI/SEC): 4.7E+01
TOTAL CI: NG:1.4E+05,I:7.0E+04
P:6.0E+03

PEAK TEDE (MREM/HR) : 9.4E+04
DIR(TO): NE DIST(MILES): 0.6
TEDE/EDE AT PEAK TEDE: 4.4E+01
PK THY CDE(MREM/HR) : 3.3E+06
DIR(TO): NE DIST(MILES): 0.6

CONTOUR LEGEND	DOSE RATE (MREM/HR)
1	2.5E+04+
2	1.0E+04-2.5E+04
3	5.0E+03-1.0E+04
4	2.5E+03-5.0E+03
5	1.0E+03-2.5E+03
6	5.0E+02-1.0E+03
7	2.5E+02-5.0E+02
8	1.0E+02-2.5E+02
9	5.0E+01-1.0E+02
10	1.0E+01-5.0E+01
11	5.0E+00-1.0E+01
12	1.0E+00-5.0E+00
13	5.0E-01-1.0E+00
14	1.0E-01-5.0E-01
15	5.0E-02-1.0E-01

POINT OF INTEREST | MAP FEATURES | SELECT AREA | | CONTINUE

SITE: SSES UNIT: 1 OR 2
TITLE: THYROID COMMITTED DOSE EQUIV(CDE) RATE
PERIOD: 0.25 HOUR PROJECTION SCALE: 1.0 MILES

MENU B
MODEL: PROJECTED-PLUME SEGMENT
CURRENT TIME: 11/02/00 21:08
RUN TIME: 11/02/00 20:53
MET: FROM SCENARIO 10
CUR MET: WS= 3MPH, WD=216,ST=E
END DATE OF 15 MINUTE RATE
COMPUTATION: 11/02/00 21:08
START RELEASE: 11/02/00 17:38
END RELEASE: 11/02/00 21:08
RELEASE: MONITOR VALUES FROM
SCENARIO 10 - ACCIDENT TYPE 03
CUR REL RATE(CI/SEC): 4.7E+01
TOTAL CI: NG:1.4E+05,I:7.0E+04
P:6.0E+03

PK THY CDE(MREM/HR) : 3.3E+06
DIR(TO): NE DIST(MILES): 0.6

CONTOUR LEGEND	DOSE RATE (MREM/HR)
1	2.5E+04+
2	1.0E+04-2.5E+04
3	5.0E+03-1.0E+04
4	2.5E+03-5.0E+03
5	1.0E+03-2.5E+03
6	5.0E+02-1.0E+03
7	2.5E+02-5.0E+02
8	1.0E+02-2.5E+02
9	5.0E+01-1.0E+02
10	1.0E+01-5.0E+01
11	5.0E+00-1.0E+01
12	1.0E+00-5.0E+00
13	5.0E-01-1.0E+00
14	1.0E-01-5.0E-01
15	5.0E-02-1.0E-01

POINT OF INTEREST | MAP FEATURES | SELECT AREA | | CONTINUE

PRINT DATE/TIME: 11/02/00 21:18 CURRENT TIME PERIOD: 11/02/00 21:15

MIDAS DOSE SUMMARY REPORT

REACTOR SHUTDOWN: 11/02/00 15:15
START OF RELEASE: 11/02/00 17:38
MENU SELECTION: FORWARD CALCULATIONS
SOURCE TERM: ATWS

WIND SPEED (MPH): 2
WIND FROM (DEG): 215 (SW)
STABILITY CLASS: E
PRECIPITATION: NO

CURRENT (SITE TOTAL) RELEASE RATE
(uCi/min)

NOBLE GAS	I-131	PARTICULATES
1.22E+08	3.22E+04	2.50E+02

CURRENT AFFECTED SECTOR DOSE RATES				
LOCATION	OSCAR		EPB	
UNITS	DOSE RATE (mrem/hr)	AFFECTED SECTOR	DOSE RATE (mrem/hr)	AFFECTED SECTOR
TEDE RATE	9.81E+03	NNE	4.35E+04	NNE
EDE RATE	9.79E+03		1.29E+04	
THY CDE RATE	906.55		1.37E+06	

6.00 HOUR PROJECTED DOSES								
DISTANCE	OSCAR		EPB		2 MILE		10 MILE	
UNITS	DOSE (mrem)	PEAK SECTOR	DOSE (mrem)	PEAK SECTOR	DOSE (mrem)	PEAK SECTOR	DOSE (mrem)	PEAK SECTOR
TEDE	8.42E+04	NE	6.11E+04	NE	1.25E+04	NNE	165.05	ENE
CEDE	29.30		55.90		4.10E+03		77.30	
PLUME	117.05		138.34		1.17E+03		15.08	
GND 4-DAY	8.41E+04		5.88E+04		7.20E+03		72.65	
THY CDE	1.42E+03	NE	3.44E+05	NNE	1.80E+05	NNE	2.91E+03	ENE

CALCULATED BY: _____ DATE: _____
REVIEWED BY: _____ DATE: _____
COMMENTS:

RESTART REPORT | CONTINUE

SITE: SSES UNIT: 1 OR 2
TITLE: TOTAL EFFECTIVE DOSE EQUIV(TEDE) RATE
PERIOD: 0.25 HOUR PROJECTION SCALE: 1.0 MILES

MENU B
MODEL: PROJECTED-PLUME SEGMENT
CURRENT TIME: 11/02/00 21:19
RUN TIME: 11/02/00 21:09
MET: FROM SCENARIO 10
CUR MET: WS= 3MPH, WD=215,ST=E
END DATE OF 15 MINUTE RATE
COMPUTATION: 11/02/00 21:23
START RELEASE: 11/02/00 17:38
END RELEASE: 11/02/00 21:23
RELEASE: MONITOR VALUES FROM
SCENARIO 10 - ACCIDENT TYPE 00
CUR REL RATE(CI/SEC): 2.1E+00
TOTAL CI: NG:1.2E+05,I:7.3E+05
P:6.0E+03

PEAK TEDE (MREM/HR) : 5.6E+04
DIR(TO): NE DIST(MILES): 0.7
TEDE/EDE AT PEAK TEDE: 3.9E+00
PK THY CDE(MREM/HR) : 1.9E+06
DIR(TO): NE DIST(MILES): 0.7

CONTOUR LEGEND	DOSE RATE (MREM/HR)
1	2.5E+04+
2	1.0E+04-2.5E+04
3	5.0E+03-1.0E+04
4	2.5E+03-5.0E+03
5	1.0E+03-2.5E+03
6	5.0E+02-1.0E+03
7	2.5E+02-5.0E+02
8	1.0E+02-2.5E+02
9	5.0E+01-1.0E+02
10	1.0E+01-5.0E+01
11	5.0E+00-1.0E+01
12	1.0E+00-5.0E+00
13	5.0E-01-1.0E+00
14	1.0E-01-5.0E-01
15	5.0E-02-1.0E-01

POINT OF INTEREST	MAP FEATURES	SELECT AREA		CONTINUE

SITE: SSES UNIT: 1 OR 2
TITLE: THYROID COMMITTED DOSE EQUIV(CDE) RATE
PERIOD: 0.25 HOUR PROJECTION SCALE: 1.0 MILES



MENU B
MODEL: PROJECTED-PLUME SEGMENT
CURRENT TIME: 11/02/00 21:20
RUN TIME: 11/02/00 21:09
MET: FROM SCENARIO 10
CUR MET: WS= 3MPH, WD=215,ST=E
END DATE OF 15 MINUTE RATE
COMPUTATION: 11/02/00 21:2
START RELEASE: 11/02/00 17:3
END RELEASE: 11/02/00 21:2
RELEASE: MONITOR VALUES FROM
SCENARIO 10 - ACCIDENT TYPE 00
CUR REL RATE(CI/SEC): 2.1E+00
TOTAL CI: NG:1.2E+05,I:7.3E+05
P:6.0E+03

PK THY CDE(MREM/HR) : 1.9E+06
DIR(TO): NE DIST(MILES): 0.7

CONTOUR LEGEND	DOSE RATE (MREM/HR)
1	2.5E+04+
2	1.0E+04-2.5E+04
3	5.0E+03-1.0E+04
4	2.5E+03-5.0E+03
5	1.0E+03-2.5E+03
6	5.0E+02-1.0E+03
7	2.5E+02-5.0E+02
8	1.0E+02-2.5E+02
9	5.0E+01-1.0E+02
10	1.0E+01-5.0E+01
11	5.0E+00-1.0E+01
12	1.0E+00-5.0E+00
13	5.0E-01-1.0E+00
14	1.0E-01-5.0E-01
15	5.0E-02-1.0E-01

POINT OF INTEREST | MAP FEATURES | SELECT AREA | | CONTINUE

PRINT DATE/TIME: 11/02/00 21:38 CURRENT TIME PERIOD: 11/02/00 21:30

MIDAS DOSE SUMMARY REPORT

REACTOR SHUTDOWN: 11/02/00 15:15
START OF RELEASE: 11/02/00 17:38
MENU SELECTION: FORWARD CALCULATIONS
SOURCE TERM: LOCA (CLAD FAILURE)

WIND SPEED (MPH): 4
WIND FROM (DEG): 222 (SW)
STABILITY CLASS: E
PRECIPITATION: NO

CURRENT (SITE TOTAL) RELEASE RATE
(uCi/min)

NOBLE GAS	I-131	PARTICULATES
1.24E+08	3.59E+04	3.13E+02

CURRENT AFFECTED SECTOR DOSE RATES				
LOCATION	OSCAR		EPB	
UNITS	DOSE RATE (mrem/hr)	AFFECTED SECTOR	DOSE RATE (mrem/hr)	AFFECTED SECTOR
TEDE RATE	868.08	NE	607.23	NE
EDE RATE	853.40		595.76	
THY CDE RATE	702.20		543.49	

6.00 HOUR PROJECTED DOSES								
DISTANCE	OSCAR		EPB		2 MILE		10 MILE	
UNITS	DOSE (mrem)	PEAK SECTOR	DOSE (mrem)	PEAK SECTOR	DOSE (mrem)	PEAK SECTOR	DOSE (mrem)	PEAK SECTOR
TEDE	1.86E+04	NE	1.31E+04	NE	3.79E+03	NNE	108.57	ENE
CEDE	15.33		11.86		1.89E+03		79.65	
PLUME	40.33		34.72		130.74		5.50	
GND 4-DAY	1.85E+04		1.30E+04		1.77E+03		23.41	
THY CDE	732.80	NE	566.42	NE	5.71E+04	NNE	1.55E+03	ENE

CALCULATED BY: _____ DATE: _____
REVIEWED BY: _____ DATE: _____
COMMENTS:

RESTART REPORT	CONTINUE

SITE: SSES UNIT: 1 OR 2
TITLE: TOTAL EFFECTIVE DOSE EQUIV(TEDE) RATE
PERIOD: 0.25 HOUR PROJECTION SCALE: 1.0 MILES

MENU B
MODEL: PROJECTED-PLUME SEGMENT
CURRENT TIME: 11/02/00 21:39
RUN TIME: 11/02/00 21:37
MET: FROM SCENARIO 10
CUR MET: WS= 4MPH, WD=222,ST=E
END DATE OF 15 MINUTE RATE
COMPUTATION: 11/02/00 21:3
START RELEASE: 11/02/00 17:3
END RELEASE: 11/02/00 21:3
RELEASE: MONITOR VALUES FROM
SCENARIO 10 - ACCIDENT TYPE 03
CUR REL RATE(CI/SEC): 2.1E+00
TOTAL CI: NG:1.4E+05,I:7.0E+04
P:6.0E+03

PEAK TEDE (MREM/HR) : 2.6E+04
DIR(TO): NNE DIST(MILES): 1.4
TEDE/EDE AT PEAK TEDE: 2.4E+01
PK THY CDE(MREM/HR) : 8.0E+05
DIR(TO): NNE DIST(MILES): 1.4

CONTOUR LEGEND	DOSE RATE (MREM/HR)
1	1.0E+04+
2	5.0E+03-1.0E+04
3	2.5E+03-5.0E+03
4	1.0E+03-2.5E+03
5	5.0E+02-1.0E+03
6	2.5E+02-5.0E+02
7	1.0E+02-2.5E+02
8	5.0E+01-1.0E+02
9	1.0E+01-5.0E+01
10	5.0E+00-1.0E+01
11	1.0E+00-5.0E+00
12	5.0E-01-1.0E+00
13	1.0E-01-5.0E-01
14	5.0E-02-1.0E-01

POINT OF INTEREST	MAP FEATURES	SELECT AREA		CONTINUE

SITE: SSES UNIT: 1 OR 2
TITLE: THYROID COMMITTED DOSE EQUIV(CDE) RATE
PERIOD: 0.25 HOUR PROJECTION SCALE: 1.0 MILES

MENU B
MODEL: PROJECTED-PLUME SEGMENT
CURRENT TIME: 11/02/00 21:40
RUN TIME: 11/02/00 21:37
MET: FROM SCENARIO 10
CUR MET: WS= 4MPH, WD=222,ST=E
END DATE OF 15 MINUTE RATE
COMPUTATION: 11/02/00 21:38
START RELEASE: 11/02/00 17:38
END RELEASE: 11/02/00 21:38
RELEASE: MONITOR VALUES FROM
SCENARIO 10 - ACCIDENT TYPE 03
CUR REL RATE(CI/SEC): 2.1E+00
TOTAL CI: NG:1.4E+05,I:7.0E+04
P:6.0E+03

PK THY CDE(MREM/HR) : 8.0E+05
DIR(TO): NNE DIST(MILES): 1.4

CONTOUR LEGEND	DOSE RATE (MREM/HR)
1	2.5E+04+
2	1.0E+04-2.5E+04
3	5.0E+03-1.0E+04
4	2.5E+03-5.0E+03
5	1.0E+03-2.5E+03
6	5.0E+02-1.0E+03
7	2.5E+02-5.0E+02
8	1.0E+02-2.5E+02
9	5.0E+01-1.0E+02
10	1.0E+01-5.0E+01
11	5.0E+00-1.0E+01
12	1.0E+00-5.0E+00
13	5.0E-01-1.0E+00
14	1.0E-01-5.0E-01
15	5.0E-02-1.0E-01

POINT OF INTEREST	MAP FEATURES	SELECT AREA		CONTINUE

PRINT DATE/TIME: 11/02/00 21:49 CURRENT TIME PERIOD: 11/02/00 21:45

MIDAS DOSE SUMMARY REPORT

REACTOR SHUTDOWN: 11/02/00 15:15
START OF RELEASE: 11/02/00 17:38
MENU SELECTION: FORWARD CALCULATIONS
SOURCE TERM: LOCA (CLAD FAILURE)

WIND SPEED (MPH): 3
WIND FROM (DEG): 223 (SW)
STABILITY CLASS: E
PRECIPITATION: NO

CURRENT (SITE TOTAL) RELEASE RATE
(uCi/min)

NOBLE GAS	I-131	PARTICULATES
1.23E+08	3.89E+04	3.74E+02

CURRENT AFFECTED SECTOR DOSE RATES				
LOCATION	OSCAR		EPB	
UNITS	DOSE RATE (mrem/hr)	AFFECTED SECTOR	DOSE RATE (mrem/hr)	AFFECTED SECTOR
TEDE RATE	834.14	NE	583.94	NE
EDE RATE	821.21		574.20	
THY CDE RATE	618.25		463.93	

6.00 HOUR PROJECTED DOSES								
DISTANCE	OSCAR		EPB		2 MILE		10 MILE	
UNITS	DOSE (mrem)	PEAK SECTOR	DOSE (mrem)	PEAK SECTOR	DOSE (mrem)	PEAK SECTOR	DOSE (mrem)	PEAK SECTOR
TEDE	1.84E+04	NE	1.29E+04	NE	2.83E+03	NNE	108.57	ENE
CEDE	16.53		12.71		978.36		79.65	
PLUME	40.15		34.35		89.42		5.50	
GND 4-DAY	1.83E+04		1.29E+04		1.76E+03		23.41	
THY CDE	789.22	NE	606.64	NE	2.98E+04	NNE	1.55E+03	ENE

CALCULATED BY: _____ DATE: _____
REVIEWED BY: _____ DATE: _____
COMMENTS:

RESTART REPORT | CONTINUE

SITE: SSES UNIT: 1 OR 2
TITLE: TOTAL EFFECTIVE DOSE EQUIV(TEDE) RATE
PERIOD: 0.25 HOUR PROJECTION SCALE: 2.0 MILES



MENU B
MODEL: PROJECTED-PLUME SEGMENT
CURRENT TIME: 11/02/00 21:50
RUN TIME: 11/02/00 21:41
MET: FROM SCENARIO 10
CUR MET: WS= 4MPH, WD=223,ST=E
END DATE OF 15 MINUTE RATE
COMPUTATION: 11/02/00 21:53
START RELEASE: 11/02/00 17:38
END RELEASE: 11/02/00 21:53
RELEASE: MONITOR VALUES FROM
SCENARIO 10 - ACCIDENT TYPE 03
CUR REL RATE(CI/SEC): 2.1E+00
TOTAL CI: NG:1.4E+05,I:7.0E+04
P:6.0E+03

PEAK TEDE (MREM/HR) : 9.1E+03
DIR(TO): NNE DIST(MILES): 1.8
TEDE/EDE AT PEAK TEDE: 2.1E+01
PK THY CDE(MREM/HR) : 2.7E+05
DIR(TO): NNE DIST(MILES): 1.8

CONTOUR LEGEND	DOSE RATE (MREM/HR)
1	5.0E+03+
2	2.5E+03-5.0E+03
3	1.0E+03-2.5E+03
4	5.0E+02-1.0E+03
5	2.5E+02-5.0E+02
6	1.0E+02-2.5E+02
7	5.0E+01-1.0E+02
8	1.0E+01-5.0E+01
9	5.0E+00-1.0E+01
10	1.0E+00-5.0E+00
11	5.0E-01-1.0E+00
12	1.0E-01-5.0E-01
13	5.0E-02-1.0E-01
14	1.0E-02-5.0E-02
15	1.0E-03-1.0E-02

POINT OF INTEREST	MAP FEATURES	SELECT AREA		CONTINUE

SITE: SSES UNIT: 1 OR 2
TITLE: THYROID COMMITTED DOSE EQUIV(CDE) RATE
PERIOD: 0.25 HOUR PROJECTION SCALE: 2.0 MILES



MENU B
MODEL: PROJECTED-PLUME SEGMENT
CURRENT TIME: 11/02/00 21:51
RUN TIME: 11/02/00 21:41
MET: FROM SCENARIO 10
CUR MET: WS= 4MPH, WD=223,ST=E
END DATE OF 15 MINUTE RATE
COMPUTATION: 11/02/00 21:5
START RELEASE: 11/02/00 17:3
END RELEASE: 11/02/00 21:53
RELEASE: MONITOR VALUES FROM
SCENARIO 10 - ACCIDENT TYPE 03
CUR REL RATE(CI/SEC): 2.1E+00
TOTAL CI: NG:1.4E+05,I:7.0E+04
P:6.0E+03

PK THY CDE(MREM/HR) : 2.7E+05
DIR(TO): NNE DIST(MILES): 1.8

CONTOUR LEGEND	DOSE RATE (MREM/HR)
1	2.5E+04+
2	1.0E+04-2.5E+04
3	5.0E+03-1.0E+04
4	2.5E+03-5.0E+03
5	1.0E+03-2.5E+03
6	5.0E+02-1.0E+03
7	2.5E+02-5.0E+02
8	1.0E+02-2.5E+02
9	5.0E+01-1.0E+02
10	1.0E+01-5.0E+01
11	5.0E+00-1.0E+01
12	1.0E+00-5.0E+00
13	5.0E-01-1.0E+00
14	1.0E-01-5.0E-01
15	5.0E-02-1.0E-01

POINT OF INTEREST | MAP FEATURES | SELECT AREA | | CONTINUE

PRINT DATE/TIME: 11/02/00 22:06 CURRENT TIME PERIOD: 11/02/00 22:00

MIDAS DOSE SUMMARY REPORT

REACTOR SHUTDOWN: 11/02/00 15:15
START OF RELEASE: 11/02/00 17:38
MENU SELECTION: FORWARD CALCULATIONS
SOURCE TERM: LOCA (CLAD FAILURE)

WIND SPEED (MPH): 4
WIND FROM (DEG): 213 (SSW)
STABILITY CLASS: E
PRECIPITATION: NO

CURRENT (SITE TOTAL) RELEASE RATE
(uCi/min)

NOBLE GAS	I-131	PARTICULATES
1.21E+08	4.15E+04	4.33E+02

CURRENT AFFECTED SECTOR DOSE RATES				
LOCATION	OSCAR		EPB	
UNITS	DOSE RATE (mrem/hr)	AFFECTED SECTOR	DOSE RATE (mrem/hr)	AFFECTED SECTOR
TEDE RATE	634.52	NNE	417.18	NNE
EDE RATE	625.56		412.29	
THY CDE RATE	425.82		184.23	

6.00 HOUR PROJECTED DOSES								
DISTANCE	OSCAR		EPB		2 MILE		10 MILE	
UNITS	DOSE (mrem)	PEAK SECTOR	DOSE (mrem)	PEAK SECTOR	DOSE (mrem)	PEAK SECTOR	DOSE (mrem)	PEAK SECTOR
TEDE	1.82E+04	NE	1.28E+04	NE	2.47E+03	NNE	108.57	ENE
CEDE	17.44		13.42		669.37		79.65	
PLUME	39.81		34.06		48.55		5.50	
GND 4-DAY	1.81E+04		1.28E+04		1.75E+03		23.41	
THY CDE	831.99	NE	653.06	NNE	2.06E+04	NNE	1.55E+03	ENE

CALCULATED BY: _____ DATE: _____
REVIEWED BY: _____ DATE: _____
COMMENTS:

RESTART REPORT | CONTINUE

SITE: SSES UNIT: 1 OR 2
TITLE: TOTAL EFFECTIVE DOSE EQUIV(TEDE) RATE
PERIOD: 0.25 HOUR PROJECTION SCALE: 2.0 MILES

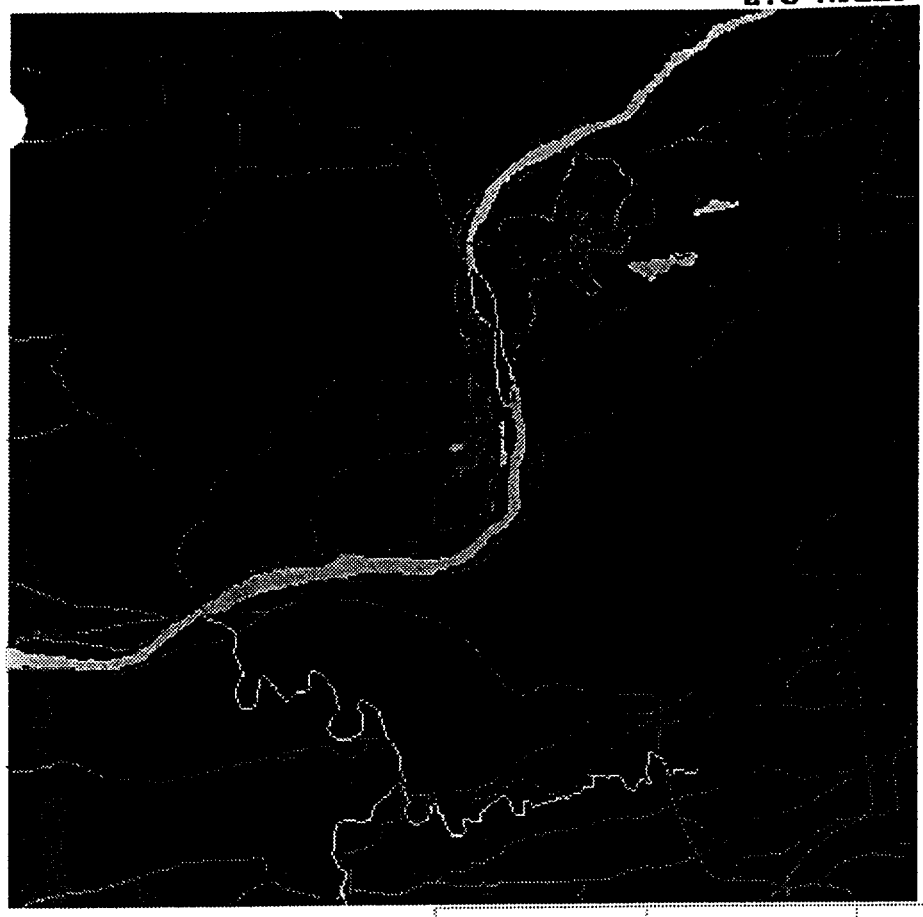

MENU B
MODEL: PROJECTED-PLUME SEGMENT
CURRENT TIME: 11/02/00 22:08
RUN TIME: 11/02/00 22:05
MET: FROM SCENARIO 10
CUR MET: WS= 5MPH, WD=213,ST=E
END DATE OF 15 MINUTE RATE
COMPUTATION: 11/02/00 22:
START RELEASE: 11/02/00 17:
END RELEASE: 11/02/00 22:08
RELEASE: MONITOR VALUES FROM
SCENARIO 10 - ACCIDENT TYPE 03
CUR REL RATE(CI/SEC): 2.0E+00
TOTAL CI: NG:1.5E+05,I:7.0E+04
P:6.0E+03

PEAK TEDE (MREM/HR) : 2.9E+03
DIR(TO): NNE DIST(MILES): 2.0
TEDE/EDE AT PEAK TEDE: 1.6E+01
PK THY CDE(MREM/HR) : 8.2E+04
DIR(TO): NNE DIST(MILES): 2.0

CONTOUR LEGEND	DOSE RATE (MREM/HR)
1	2.5E+03+
2	1.0E+03-2.5E+03
3	5.0E+02-1.0E+03
4	2.5E+02-5.0E+02
5	1.0E+02-2.5E+02
6	5.0E+01-1.0E+02
7	1.0E+01-5.0E+01
8	5.0E+00-1.0E+01
9	1.0E+00-5.0E+00
10	5.0E-01-1.0E+00
11	1.0E-01-5.0E-01
12	5.0E-02-1.0E-01
13	1.0E-02-5.0E-02
14	1.0E-03-1.0E-02

POINT OF INTEREST	MAP FEATURES	SELECT AREA		CONTINUE

SITE: SSES UNIT: 1 OR 2
TITLE: THYROID COMMITTED DOSE EQUIV(CDE) RATE
PERIOD: 0.25 HOUR PROJECTION SCALE: 2.0 MILES

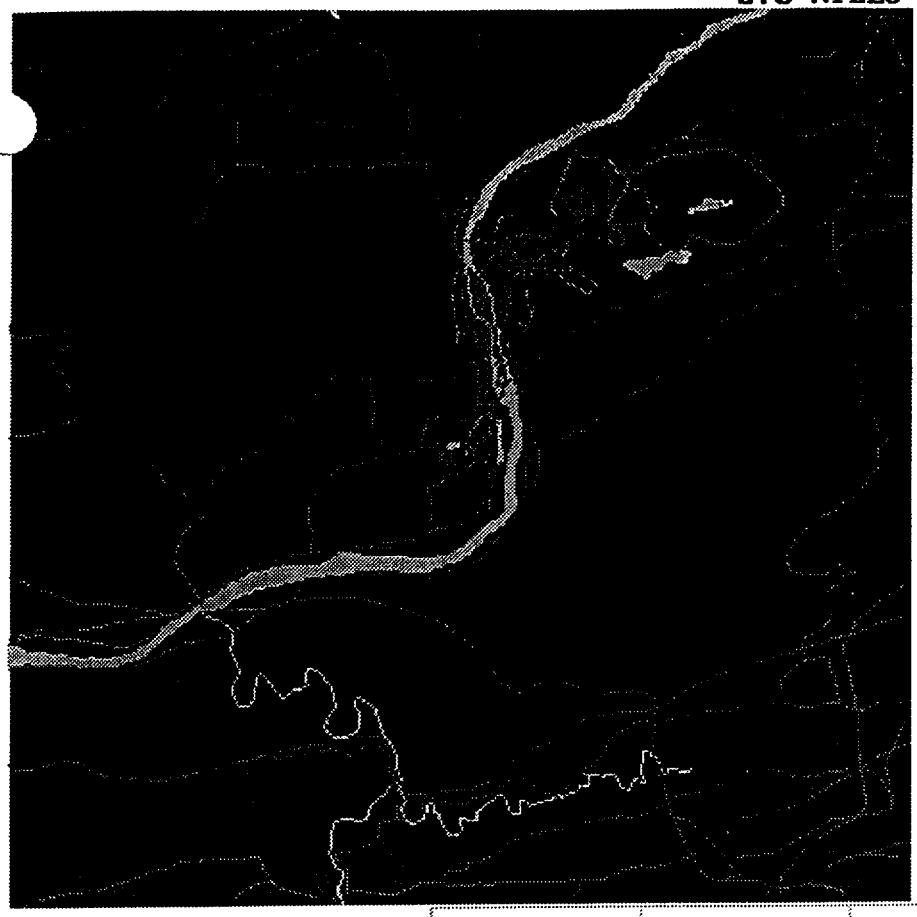

MENU B
MODEL: PROJECTED-PLUME SEGMENT
CURRENT TIME: 11/02/00 22:09
RUN TIME: 11/02/00 22:05
MET: FROM SCENARIO 10
CUR MET: WS= 5MPH, WD=213,ST=E
END DATE OF 15 MINUTE RATE
COMPUTATION: 11/02/00 22:08
START RELEASE: 11/02/00 17:38
END RELEASE: 11/02/00 22:08
RELEASE: MONITOR VALUES FROM
SCENARIO 10 - ACCIDENT TYPE 03
CUR REL RATE(CI/SEC): 2.0E+00
TOTAL CI: NG:1.5E+05,I:7.0E+04
P:6.0E+03

PK THY CDE(MREM/HR) : 8.2E+04
DIR(TO): NNE DIST(MILES): 2.0

CONTOUR LEGEND	DOSE RATE (MREM/HR)
1	2.5E+04+
2	1.0E+04-2.5E+04
3	5.0E+03-1.0E+04
4	2.5E+03-5.0E+03
5	1.0E+03-2.5E+03
6	5.0E+02-1.0E+03
7	2.5E+02-5.0E+02
8	1.0E+02-2.5E+02
9	5.0E+01-1.0E+02
10	1.0E+01-5.0E+01
11	5.0E+00-1.0E+01
12	1.0E+00-5.0E+00
13	5.0E-01-1.0E+00
14	1.0E-01-5.0E-01
15	5.0E-02-1.0E-01

POINT OF INTEREST	MAP FEATURES	SELECT AREA		CONTINUE

GRAPHS OF VARIOUS SCENARIO PARAMETERS

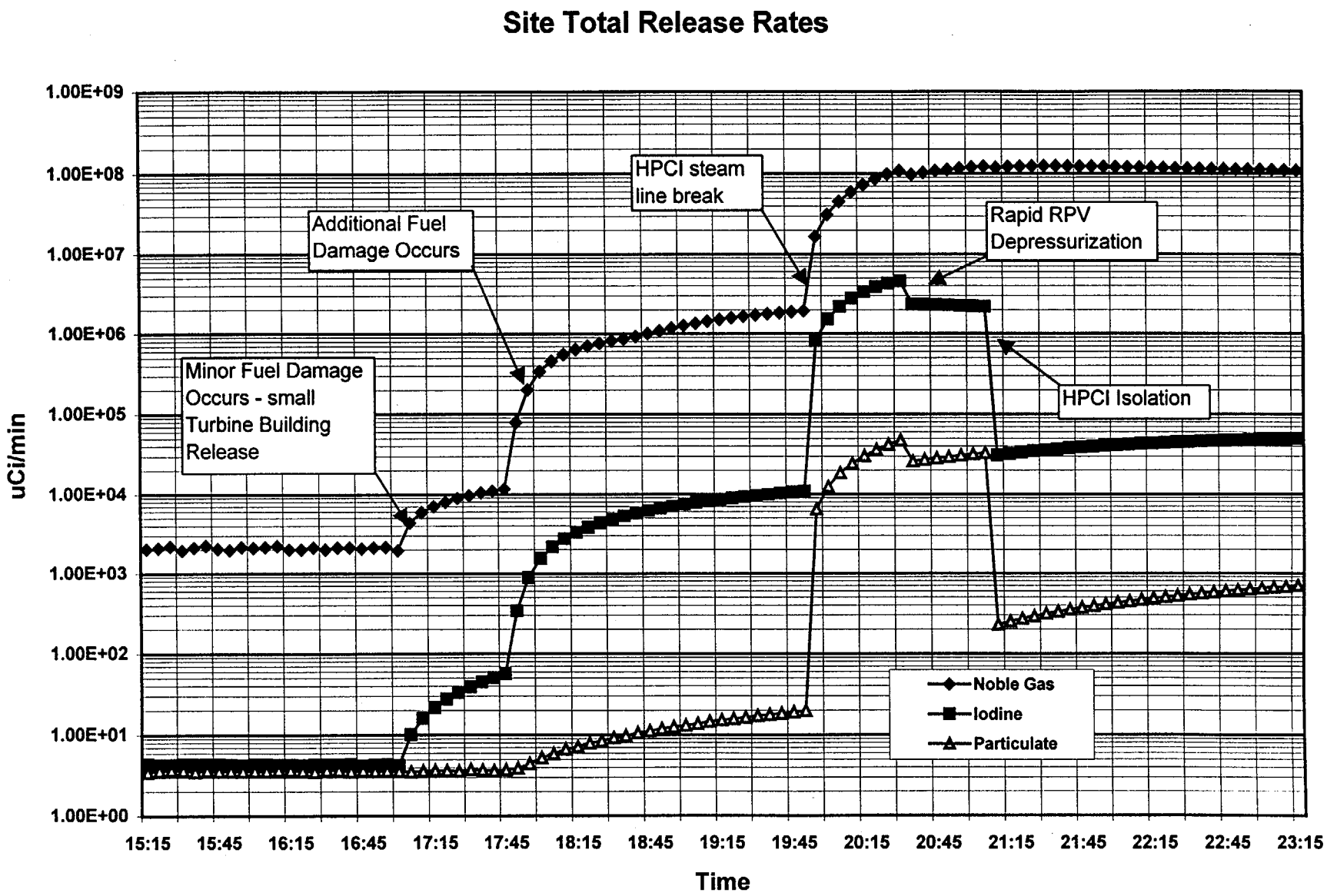
Site Total Release Rates
1.00E+09
1.00E+08
1.00E+07
1.00E+06
1.00E+05
1.00E+04
1.00E+03
1.00E+02
1.00E+01
1.00E+00
uCi/min
15:15
15:45
16:15
16:45
17:15
17:45
18:15
18:45
19:15
19:45
20:15
20:45
21:15
21:45
22:15
22:45
23:15
Time
Minor Fuel Damage Occurs - small Turbine Building Release
Additional Fuel Damage Occurs
HPCI steam line break
Rapid RPV Depressurization
HPCI Isolation
Noble Gas
Iodine
Particulate

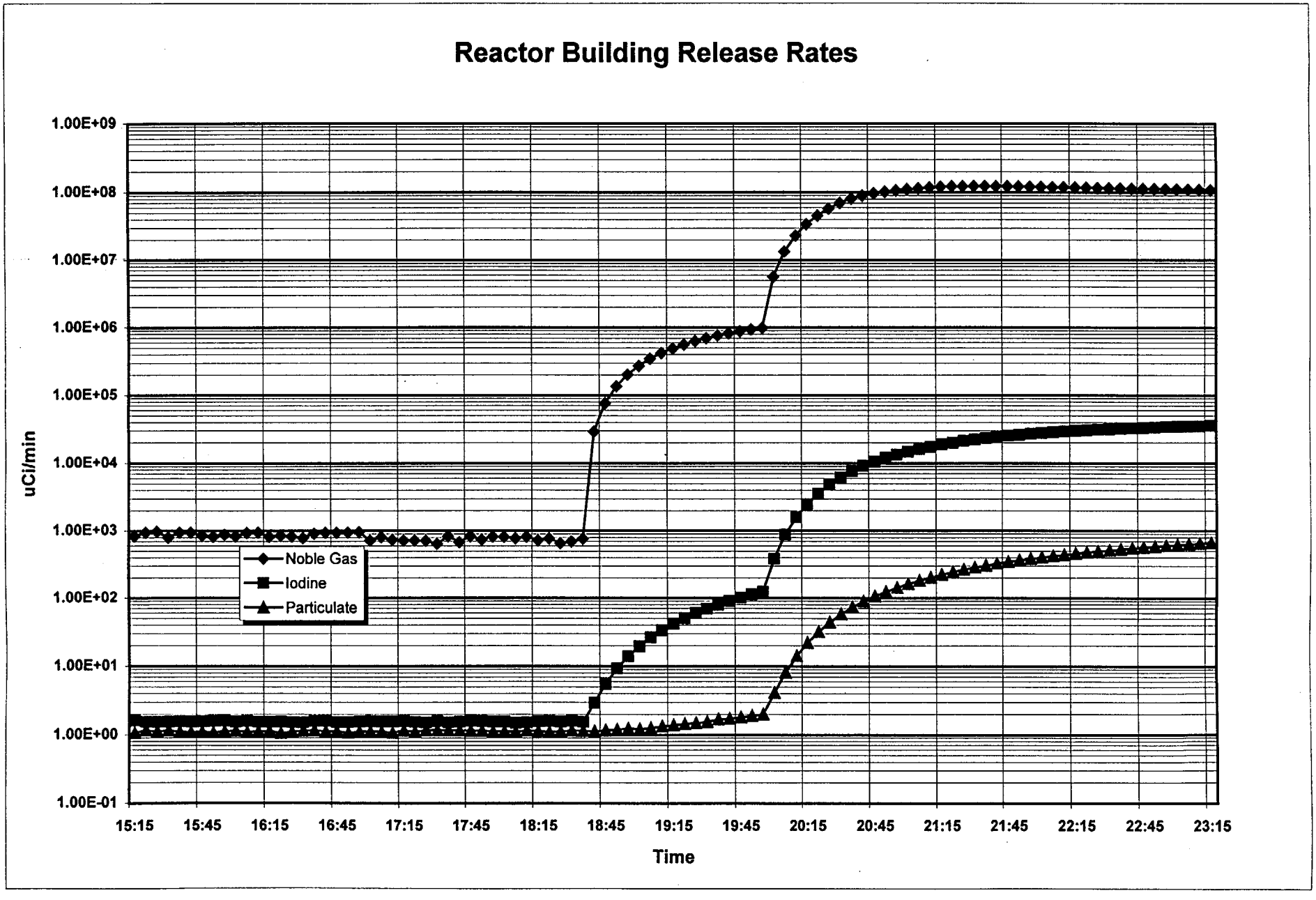
Reactor Building Release Rates
1.00E+09
1.00E+08
1.00E+07
1.00E+06
1.00E+05
1.00E+04
1.00E+03
1.00E+02
1.00E+01
1.00E+00
1.00E-01
uCi/min
Noble Gas
Iodine
Particulate
15:15
15:45
16:15
16:45
17:15
17:45
18:15
18:45
19:15
19:45
20:15
20:45
21:15
21:45
22:15
22:45
23:15
Time

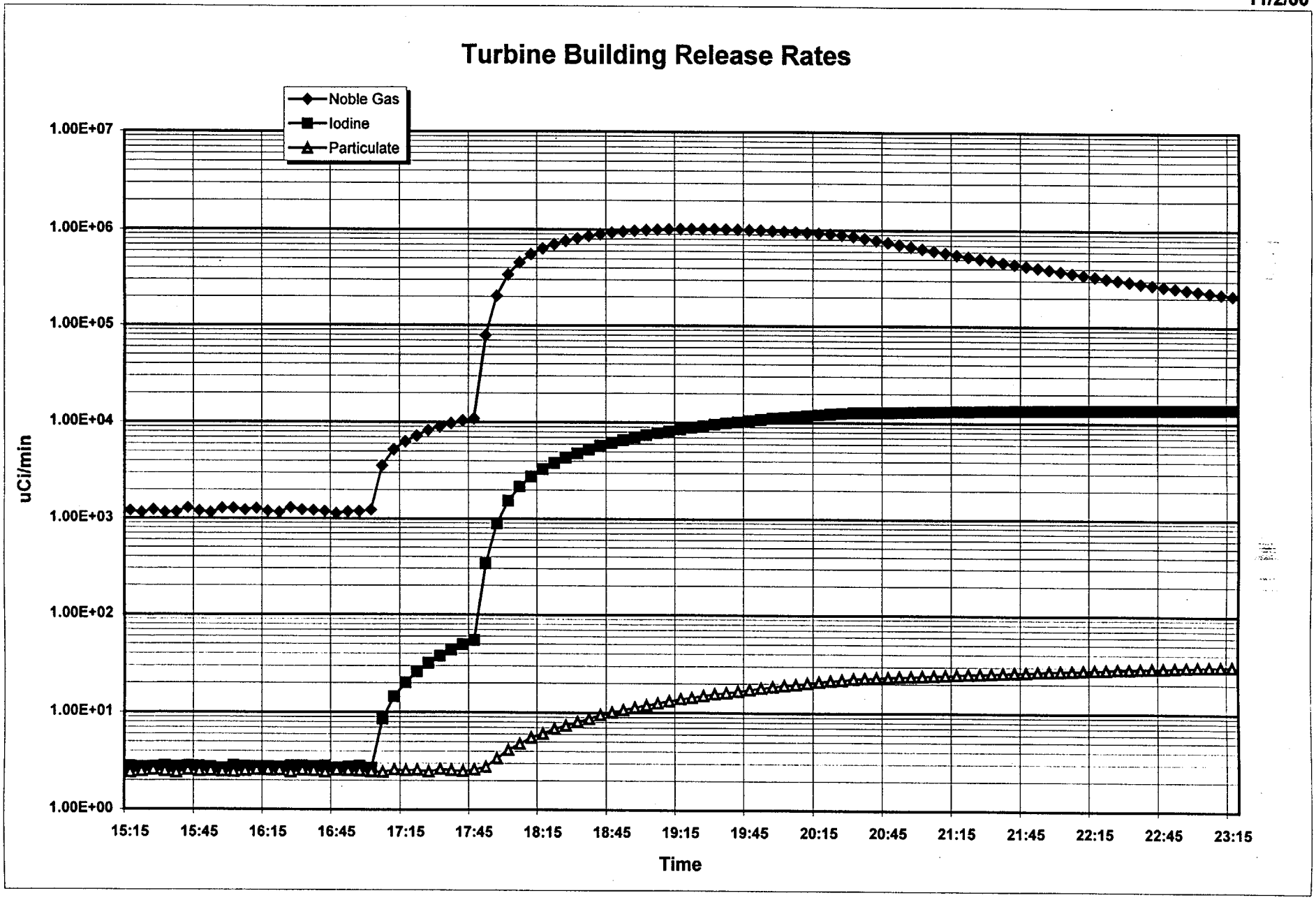
Turbine Building Release Rates
Noble Gas
Iodine
Particulate
1.00E+07
1.00E+06
1.00E+05
1.00E+04
1.00E+03
1.00E+02
1.00E+01
1.00E+00
uCi/min
15:15
15:45
16:15
16:45
17:15
17:45
18:15
18:45
19:15
19:45
20:15
20:45
21:15
21:45
22:15
22:45
23:15
Time

RCIC Room Release Rates

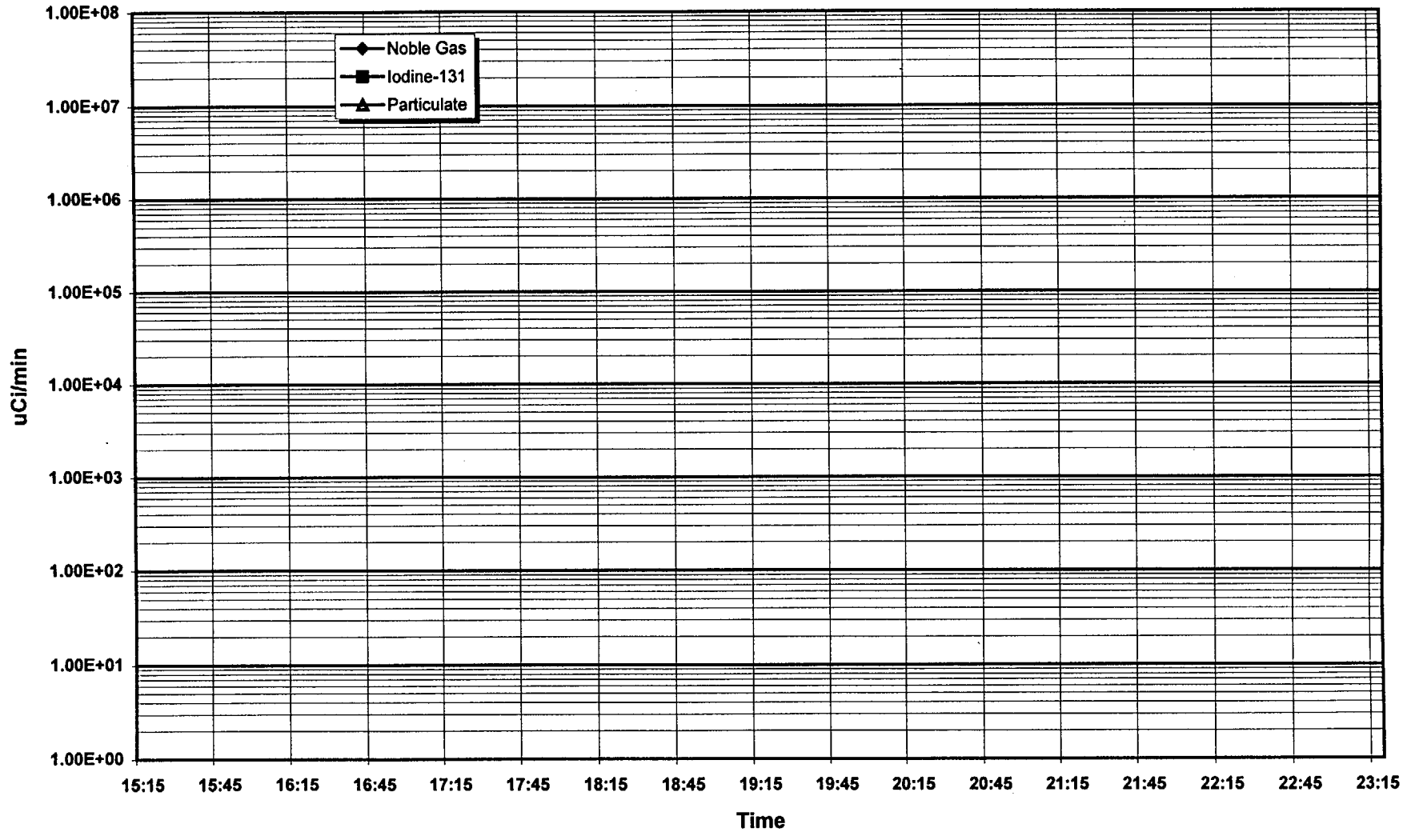

HPCI Room Release Rates

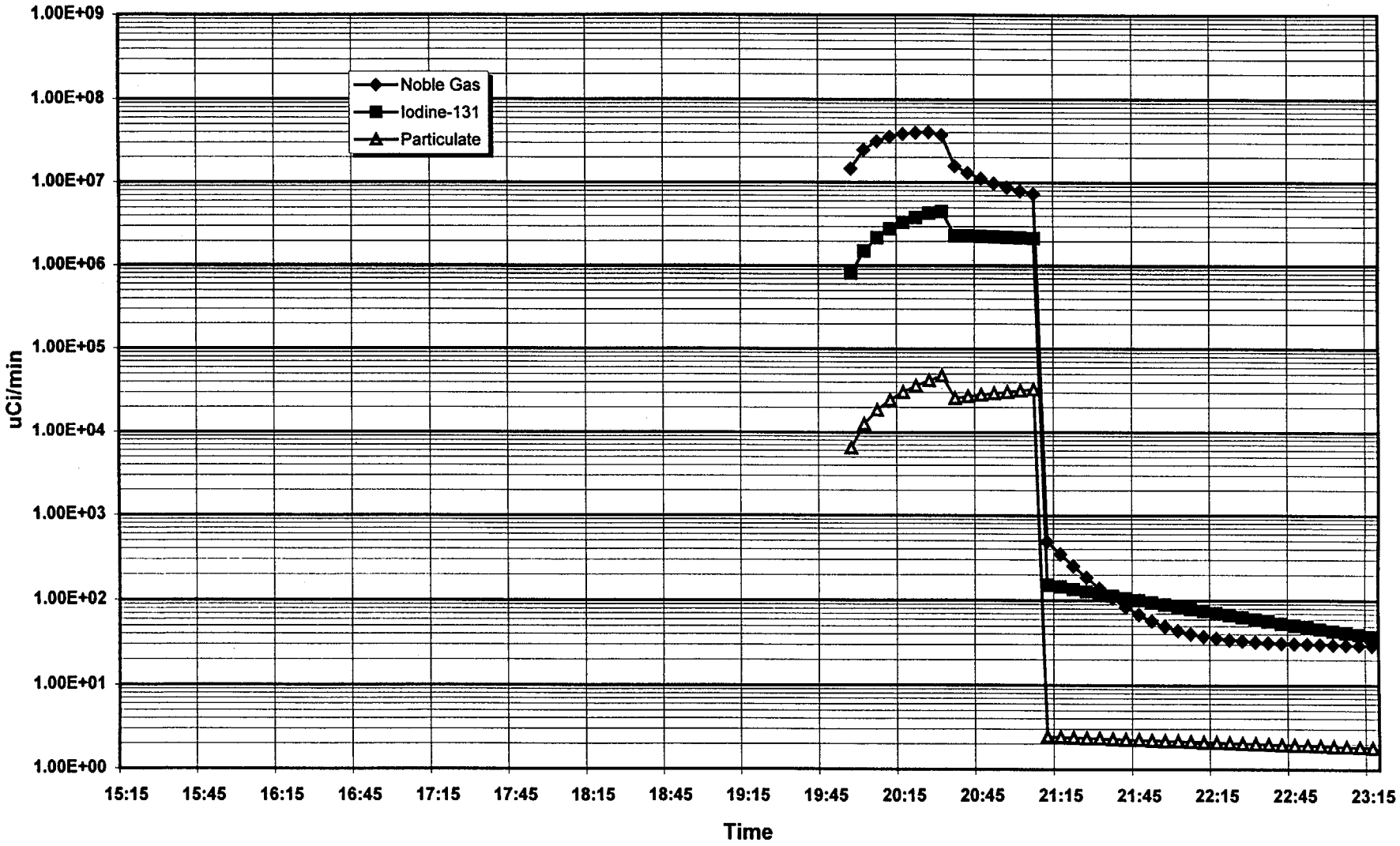

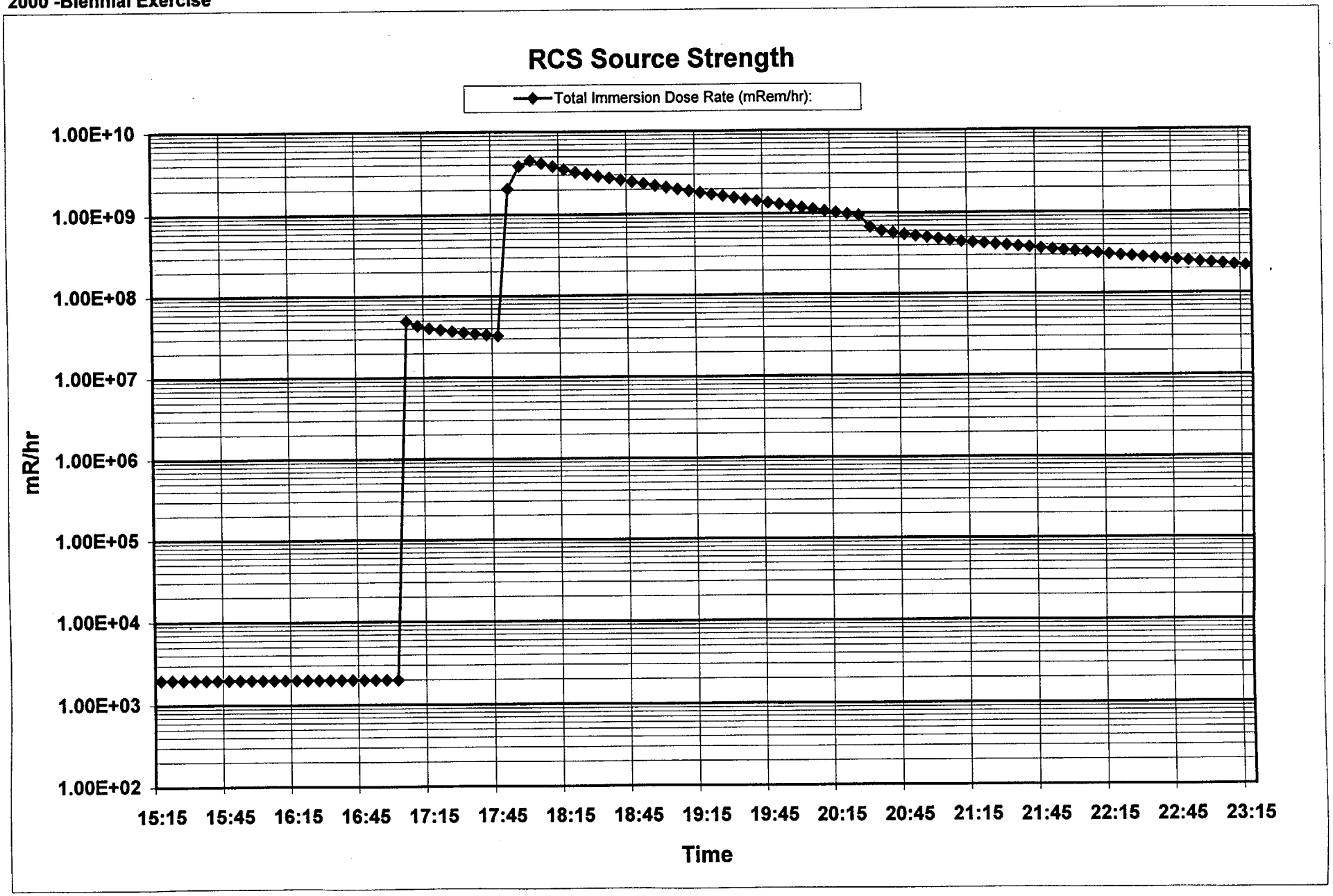
RCS Source Strength
Total Immersion Dose Rate (mRem/hr):
1.00E+10
1.00E+09
1.00E+08
1.00E+07
1.00E+06
1.00E+05
1.00E+04
1.00E+03
1.00E+02
mR/hr
15:15
15:45
16:15
16:45
17:15
17:45
18:15
18:45
19:15
19:45
20:15
20:45
21:15
21:45
22:15
22:45
23:15
Time

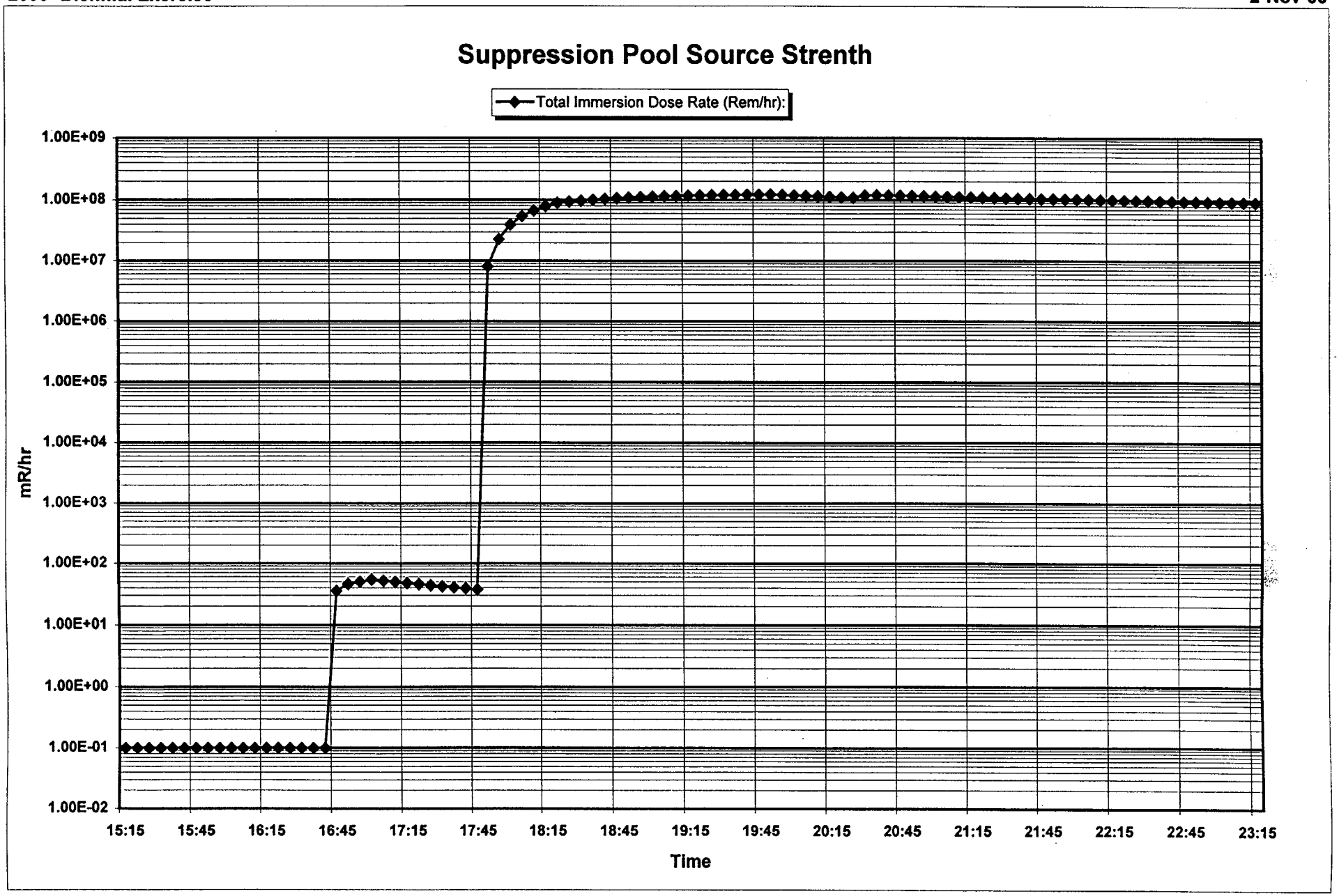
Suppression Pool Source Strenth
Total Immersion Dose Rate (Rem/hr):
1.00E+09
1.00E+08
1.00E+07
1.00E+06
1.00E+05
1.00E+04
1.00E+03
1.00E+02
1.00E+01
1.00E+00
1.00E-01
1.00E-02
mR/hr
15:15
15:45
16:15
16:45
17:15
17:45
18:15
18:45
19:15
19:45
20:15
20:45
21:15
21:45
22:15
22:45
23:15
Time

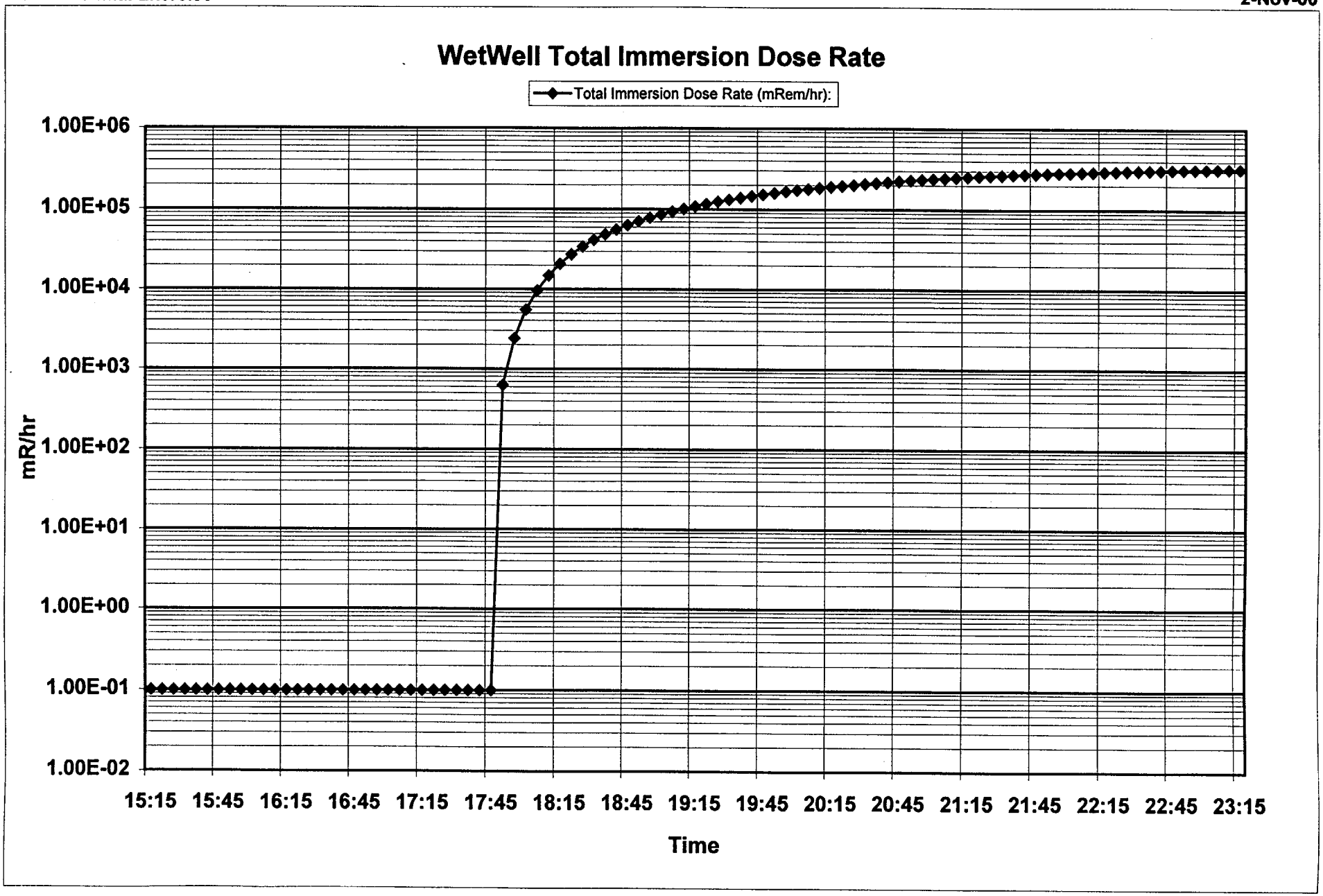
WetWell Total Immersion Dose Rate
Total Immersion Dose Rate (mRem/hr):
1.00E+06
1.00E+05
1.00E+04
1.00E+03
1.00E+02
1.00E+01
1.00E+00
1.00E-01
1.00E-02
mR/hr
15:15
15:45
16:15
16:45
17:15
17:45
18:15
18:45
19:15
19:45
20:15
20:45
21:15
21:45
22:15
22:45
23:15
Time

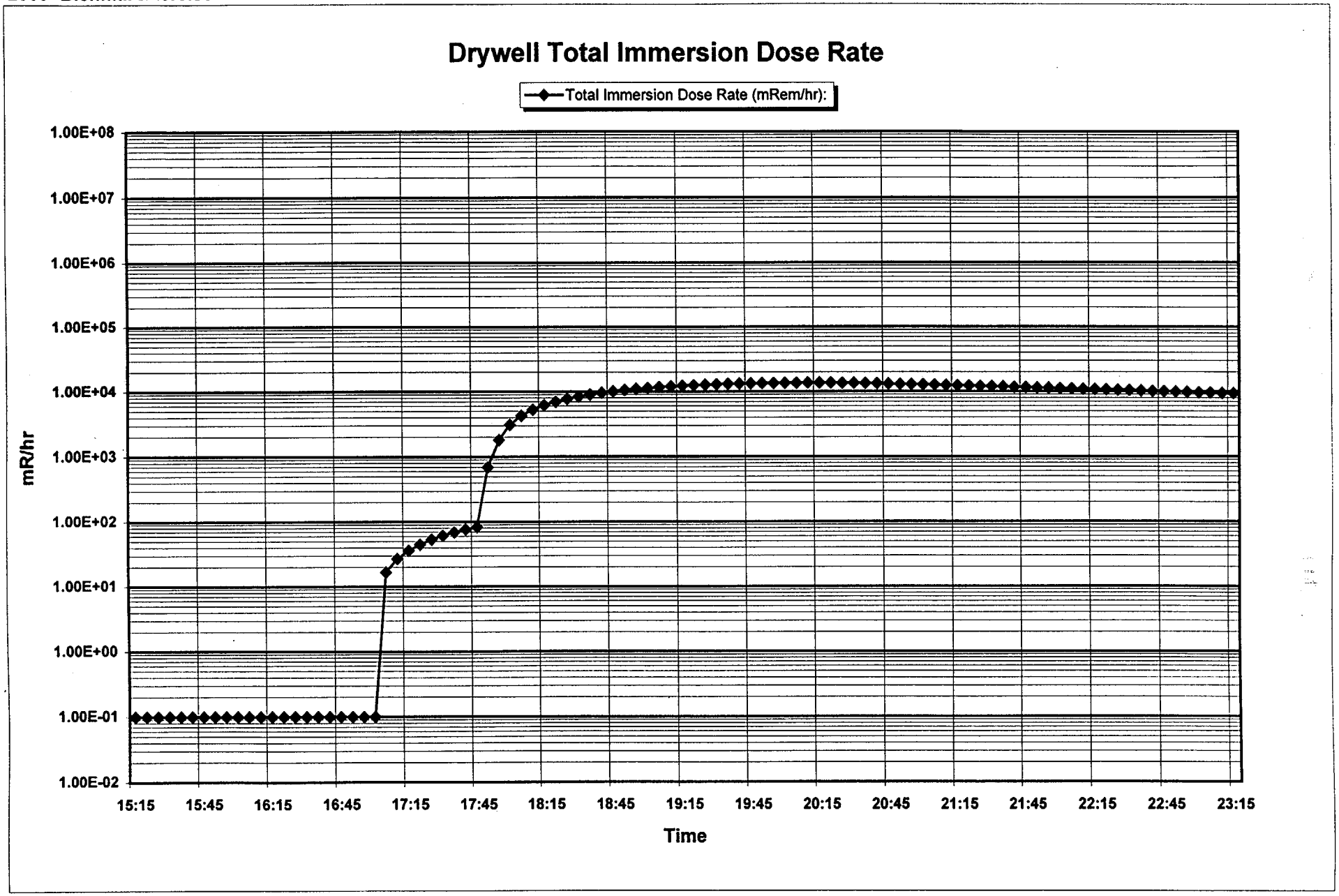
Drywell Total Immersion Dose Rate
Total Immersion Dose Rate (mRem/hr):
1.00E+08
1.00E+07
1.00E+06
1.00E+05
1.00E+04
1.00E+03
1.00E+02
1.00E+01
1.00E+00
1.00E-01
1.00E-02
mR/hr
15:15
15:45
16:15
16:45
17:15
17:45
18:15
18:45
19:15
19:45
20:15
20:45
21:15
21:45
22:15
22:45
23:15
Time

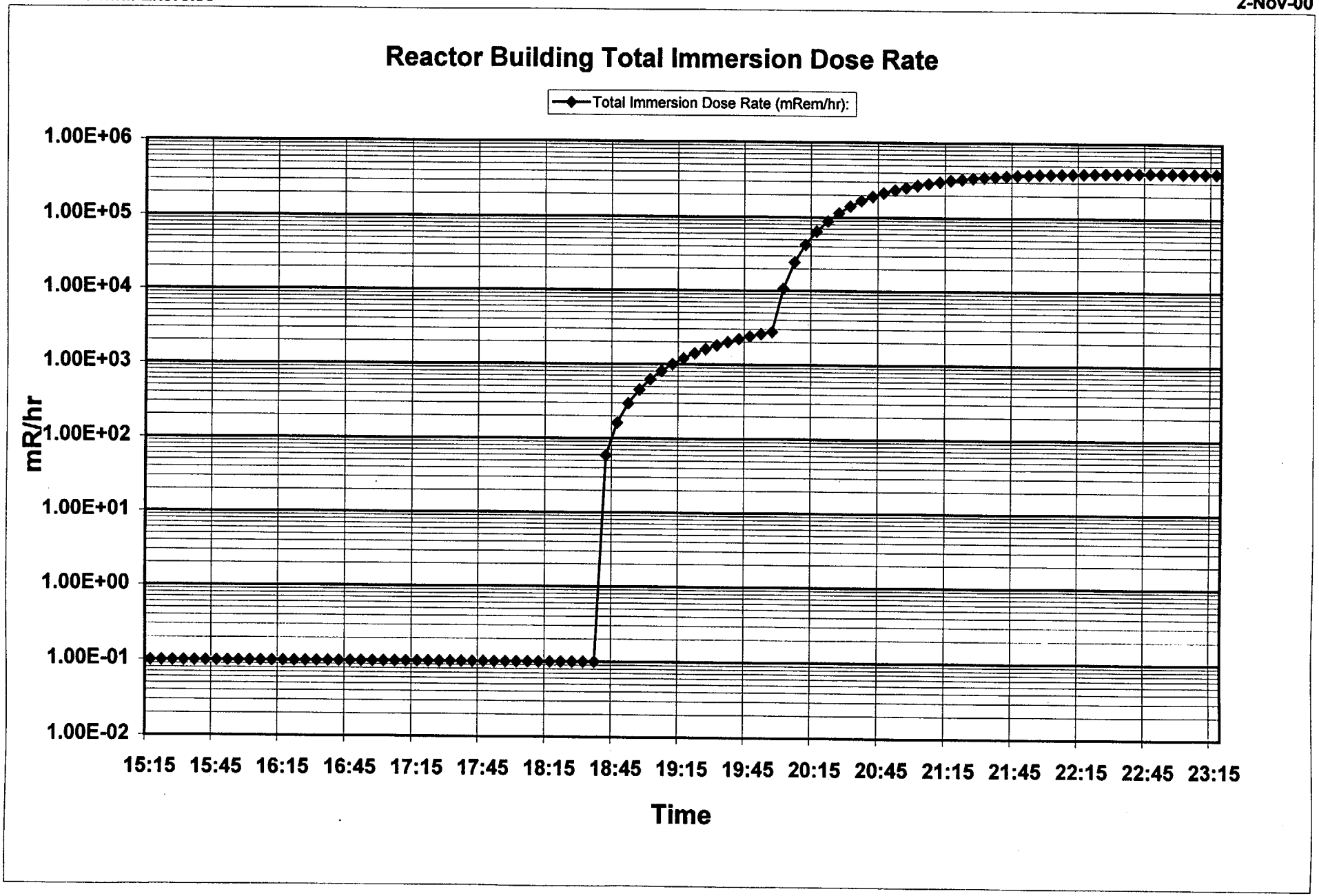
Reactor Building Total Immersion Dose Rate
Total Immersion Dose Rate (mRem/hr):
1.00E+06
1.00E+05
1.00E+04
1.00E+03
1.00E+02
1.00E+01
1.00E+00
1.00E-01
1.00E-02
mR/hr
15:15
15:45
16:15
16:45
17:15
17:45
18:15
18:45
19:15
19:45
20:15
20:45
21:15
21:45
22:15
22:45
23:15
Time

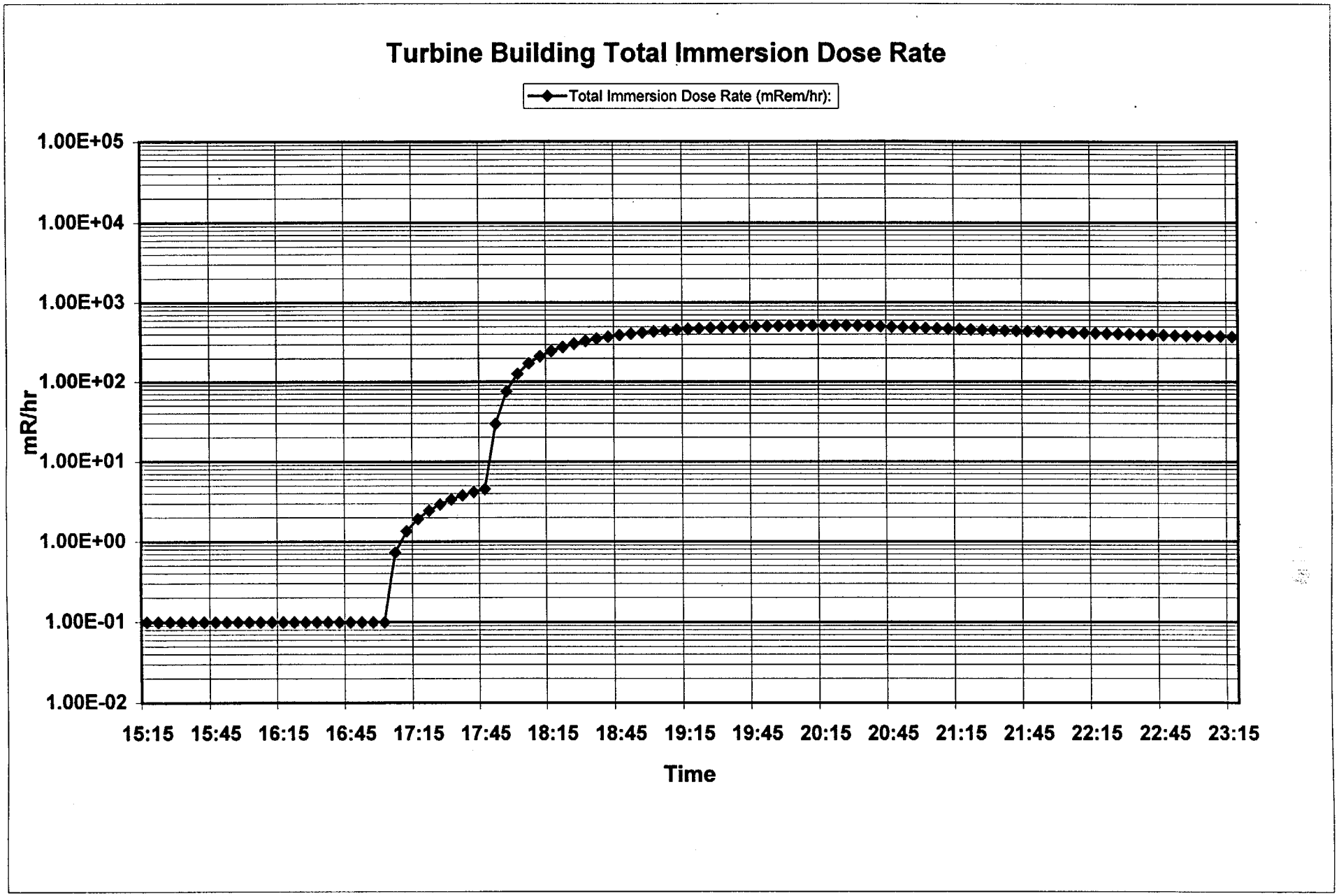
Turbine Building Total Immersion Dose Rate
Total Immersion Dose Rate (mRem/hr):
1.00E+05
1.00E+04
1.00E+03
1.00E+02
1.00E+01
1.00E+00
1.00E-01
1.00E-02
mR/hr
15:15
15:45
16:15
16:45
17:15
17:45
18:15
18:45
19:15
19:45
20:15
20:45
21:15
21:45
22:15
22:45
23:15
Time

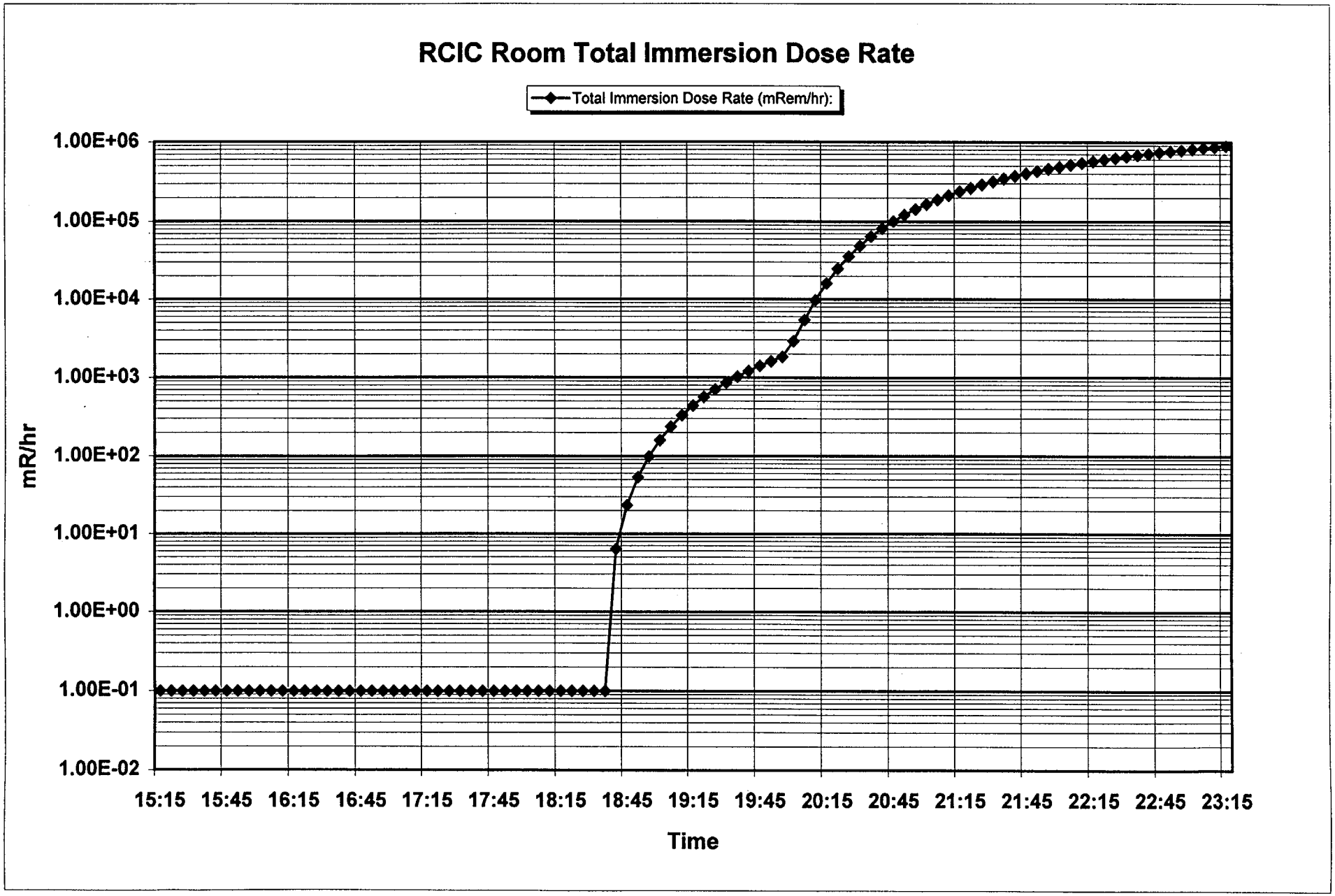
RCIC Room Total Immersion Dose Rate
Total Immersion Dose Rate (mRem/hr):
1.00E+06
1.00E+05
1.00E+04
1.00E+03
1.00E+02
1.00E+01
1.00E+00
1.00E-01
1.00E-02
mR/hr
15:15
15:45
16:15
16:45
17:15
17:45
18:15
18:45
19:15
19:45
20:15
20:45
21:15
21:45
22:15
22:45
23:15
Time

HPCI Room Total Immersion Dose Rate

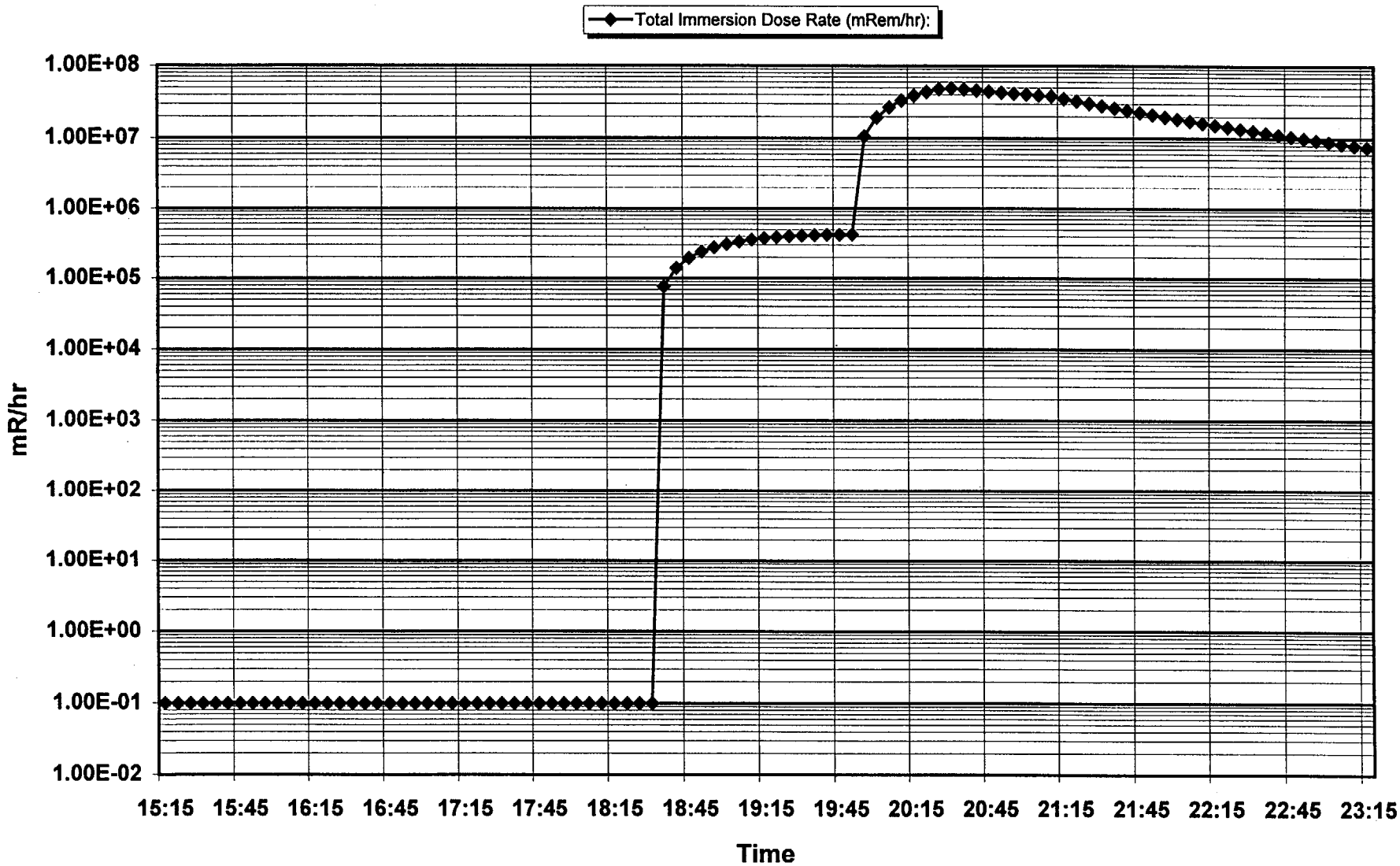

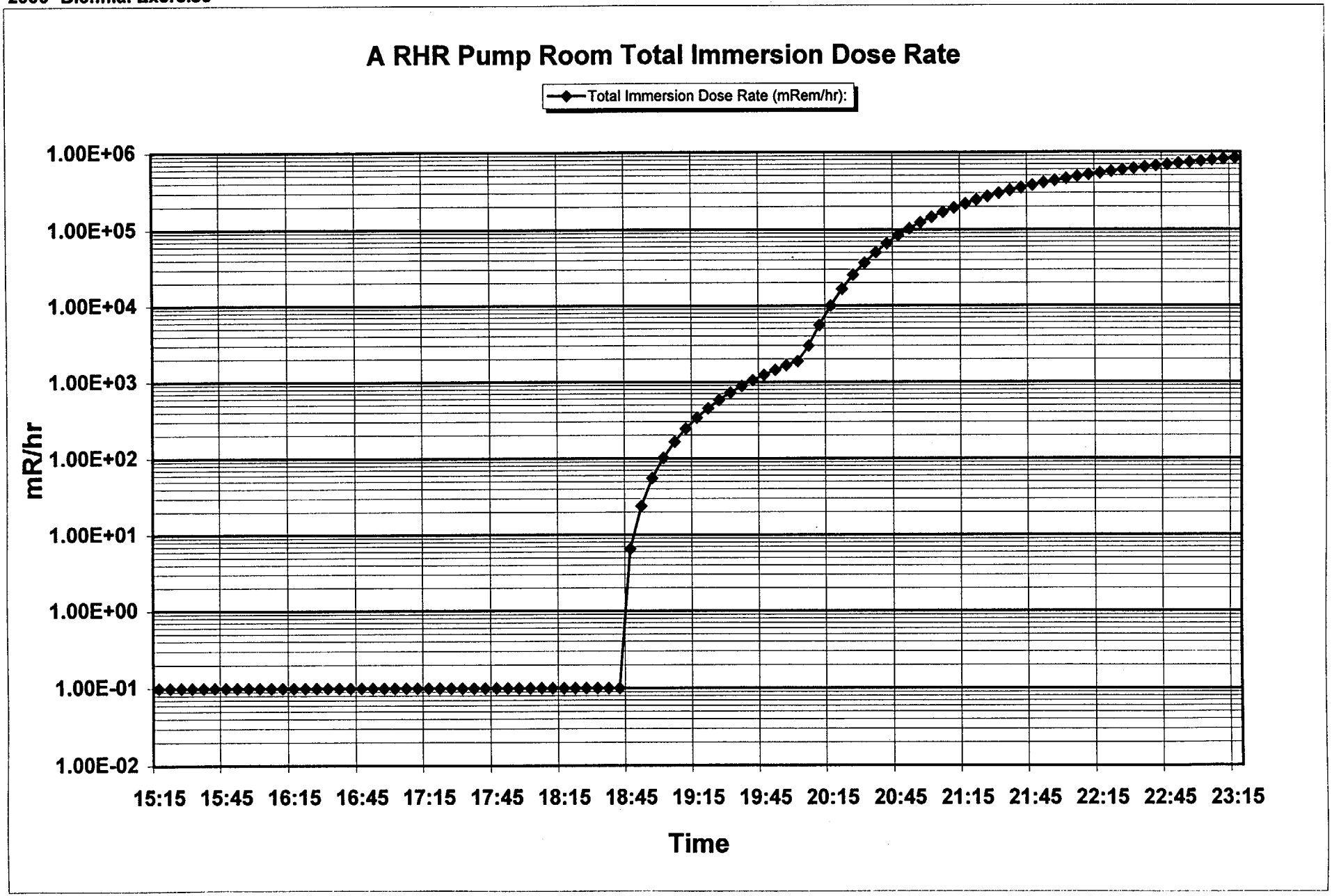
A RHR Pump Room Total Immersion Dose Rate
Total Immersion Dose Rate (mRem/hr):
1.00E+06
1.00E+05
1.00E+04
1.00E+03
1.00E+02
1.00E+01
1.00E+00
1.00E-01
1.00E-02
mR/hr
15:15
15:45
16:15
16:45
17:15
17:45
18:15
18:45
19:15
19:45
20:15
20:45
21:15
21:45
22:15
22:45
23:15
Time

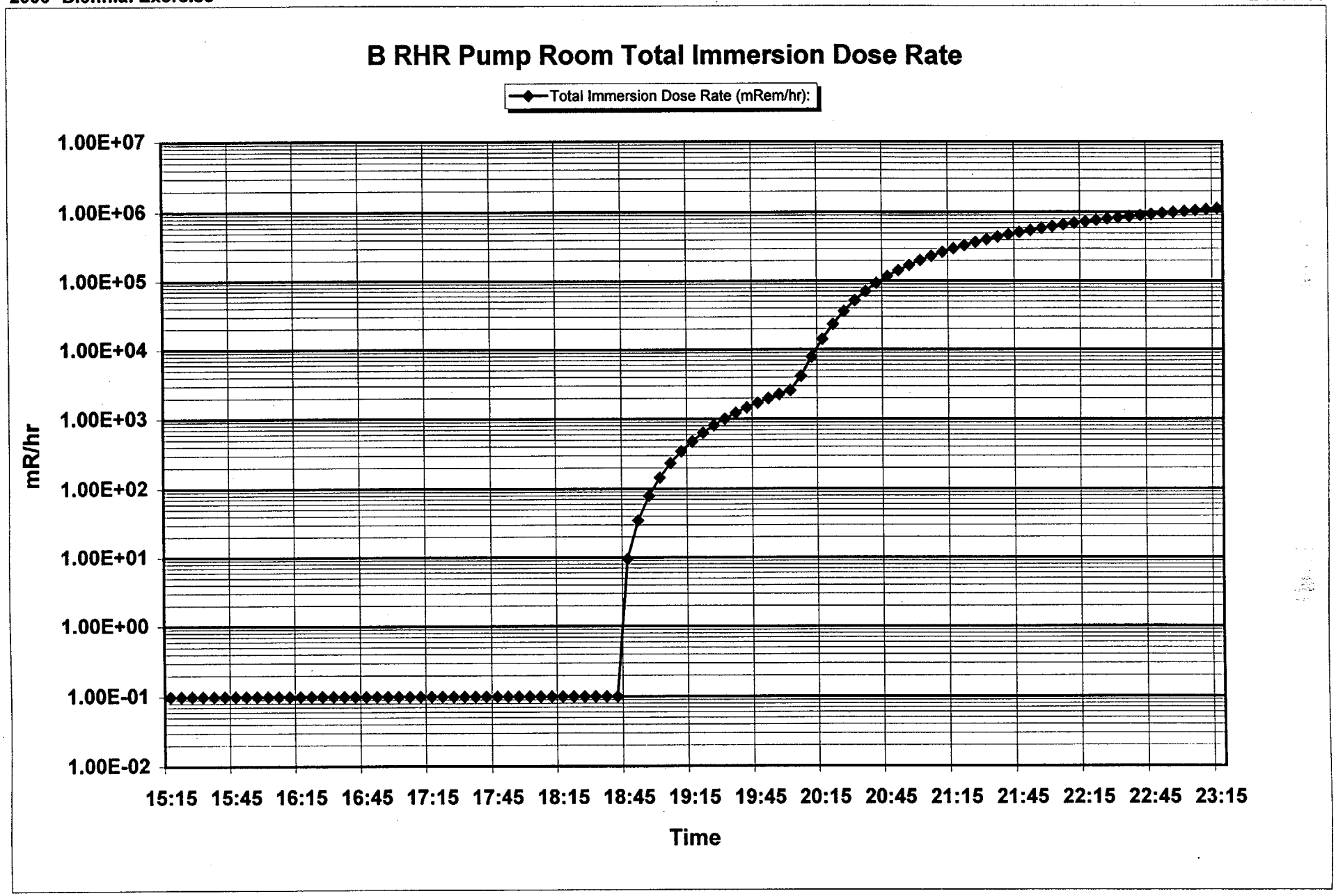
B RHR Pump Room Total Immersion Dose Rate
Total Immersion Dose Rate (mRem/hr):
1.00E+07
1.00E+06
1.00E+05
1.00E+04
1.00E+03
1.00E+02
1.00E+01
1.00E+00
1.00E-01
1.00E-02
mR/hr
15:15 15:45 16:15 16:45 17:15 17:45 18:15 18:45 19:15 19:45 20:15 20:45 21:15 21:45 22:15 22:45 23:15
Time

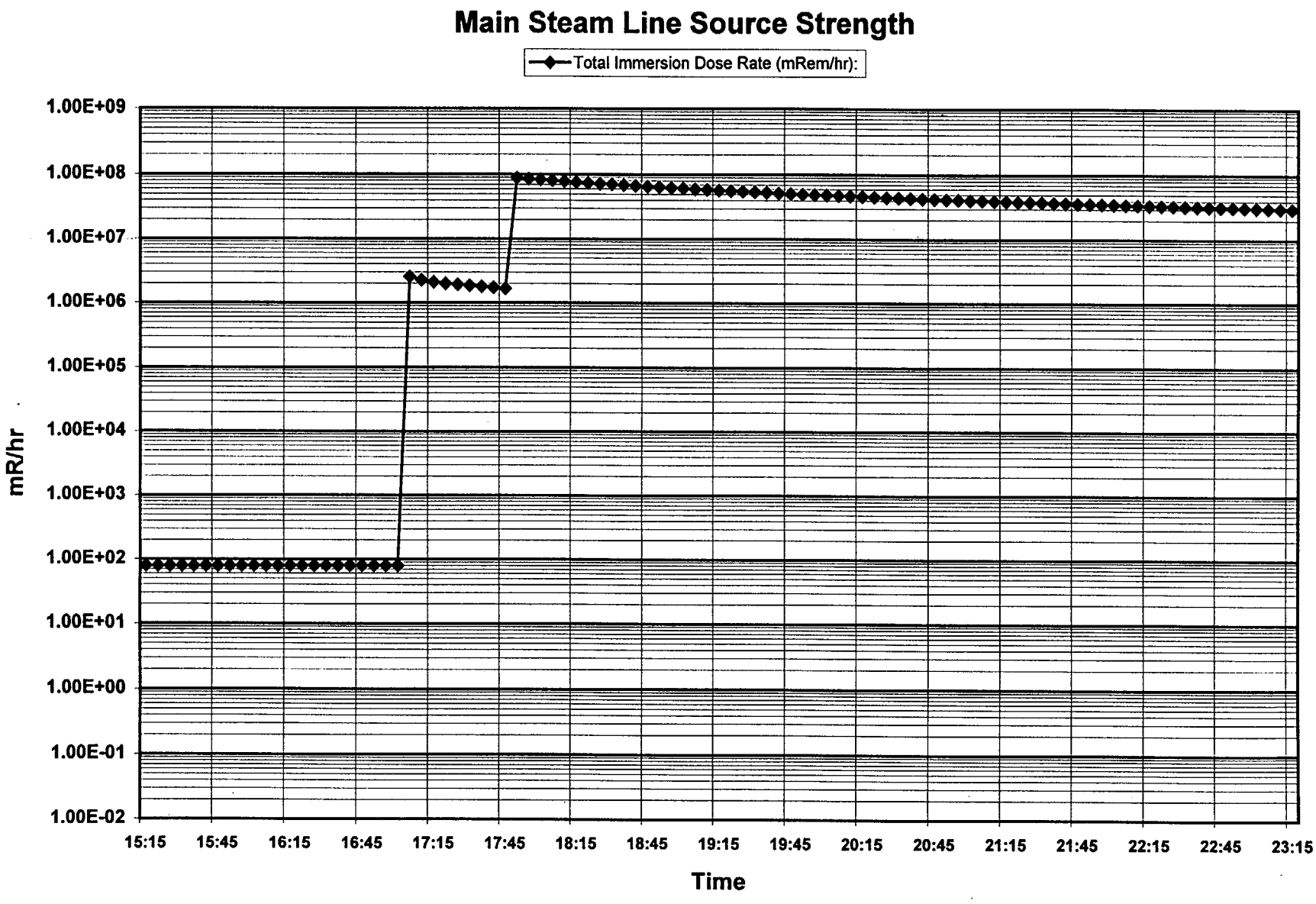
Main Steam Line Source Strength
Total Immersion Dose Rate (mRem/hr):
1.00E+09
1.00E+08
1.00E+07
1.00E+06
1.00E+05
1.00E+04
1.00E+03
1.00E+02
1.00E+01
1.00E+00
1.00E-01
1.00E-02
mR/hr
15:15
15:45
16:15
16:45
17:15
17:45
18:15
18:45
19:15
19:45
20:15
20:45
21:15
21:45
22:15
22:45
23:15
Time

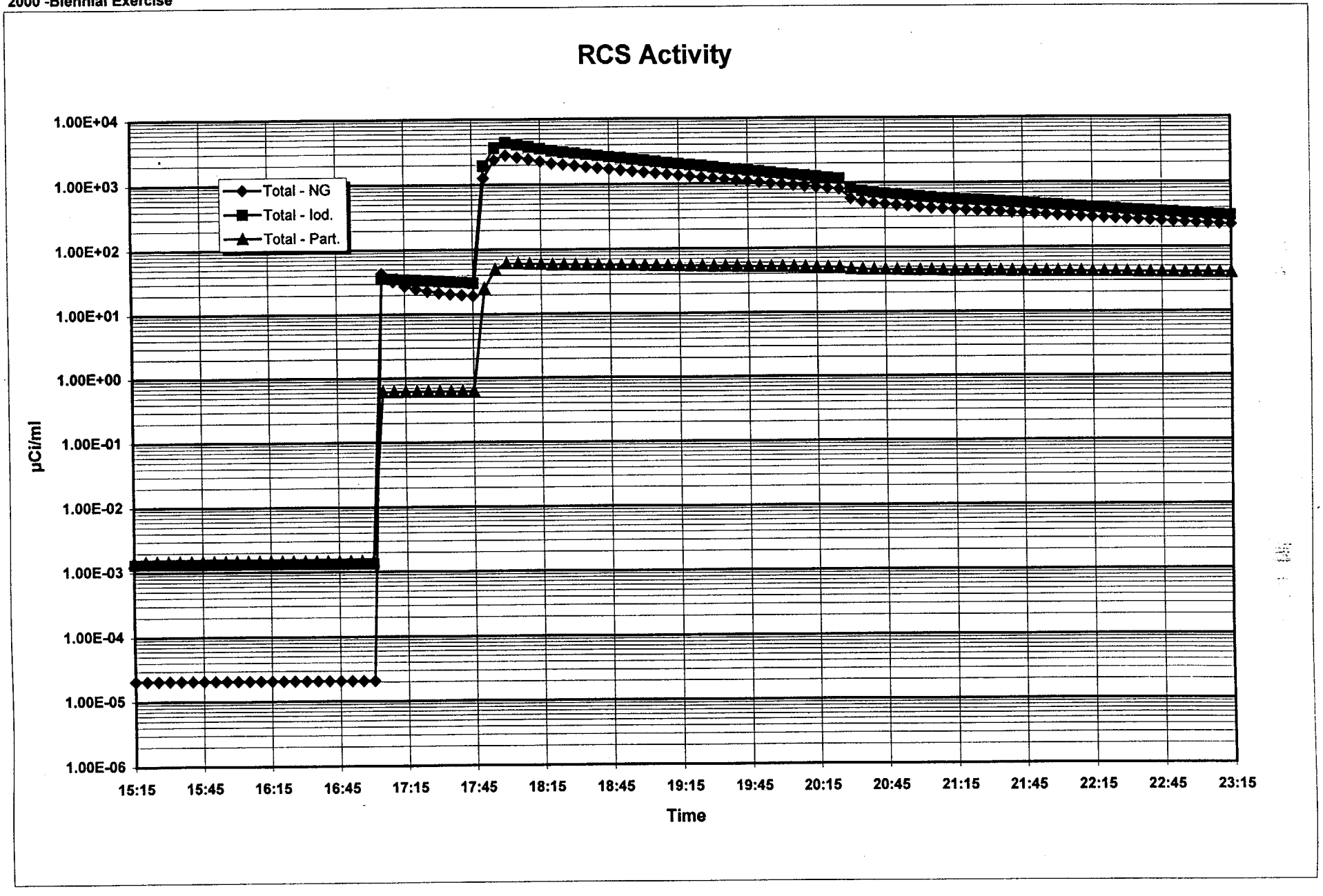
RCS Activity
Total - NG
Total - Iod.
Total - Part.
µCi/ml
1.00E+04
1.00E+03
1.00E+02
1.00E+01
1.00E+00
1.00E-01
1.00E-02
1.00E-03
1.00E-04
1.00E-05
1.00E-06
15:15
15:45
16:15
16:45
17:15
17:45
18:15
18:45
19:15
19:45
20:15
20:45
21:15
21:45
22:15
22:45
23:15
Time

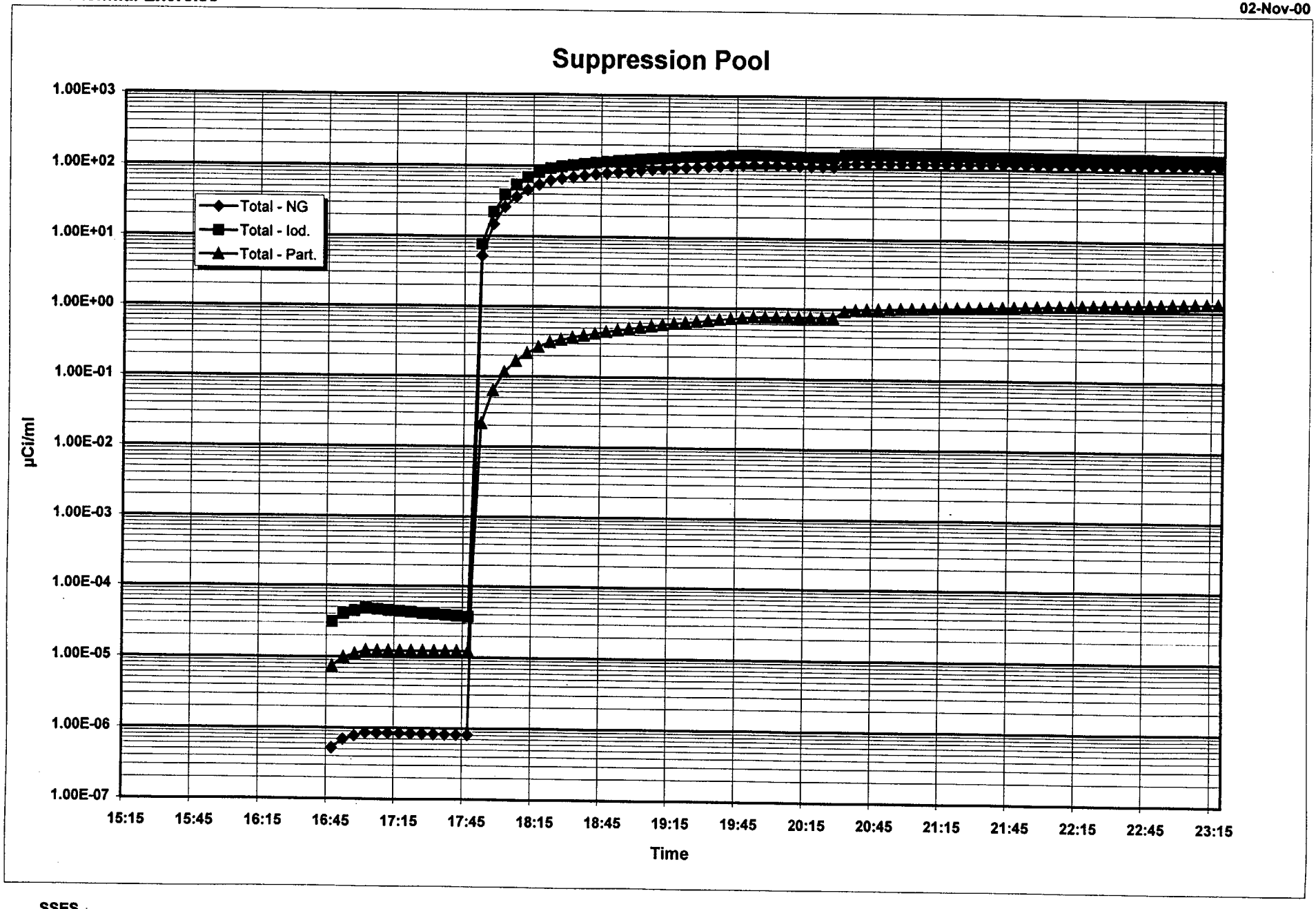
Suppression Pool
1.00E+03
1.00E+02
1.00E+01
1.00E+00
1.00E-01
1.00E-02
1.00E-03
1.00E-04
1.00E-05
1.00E-06
1.00E-07
µCi/ml
Total - NG
Total - Iod.
Total - Part.
15:15
15:45
16:15
16:45
17:15
17:45
18:15
18:45
19:15
19:45
20:15
20:45
21:15
21:45
22:15
22:45
23:15
Time

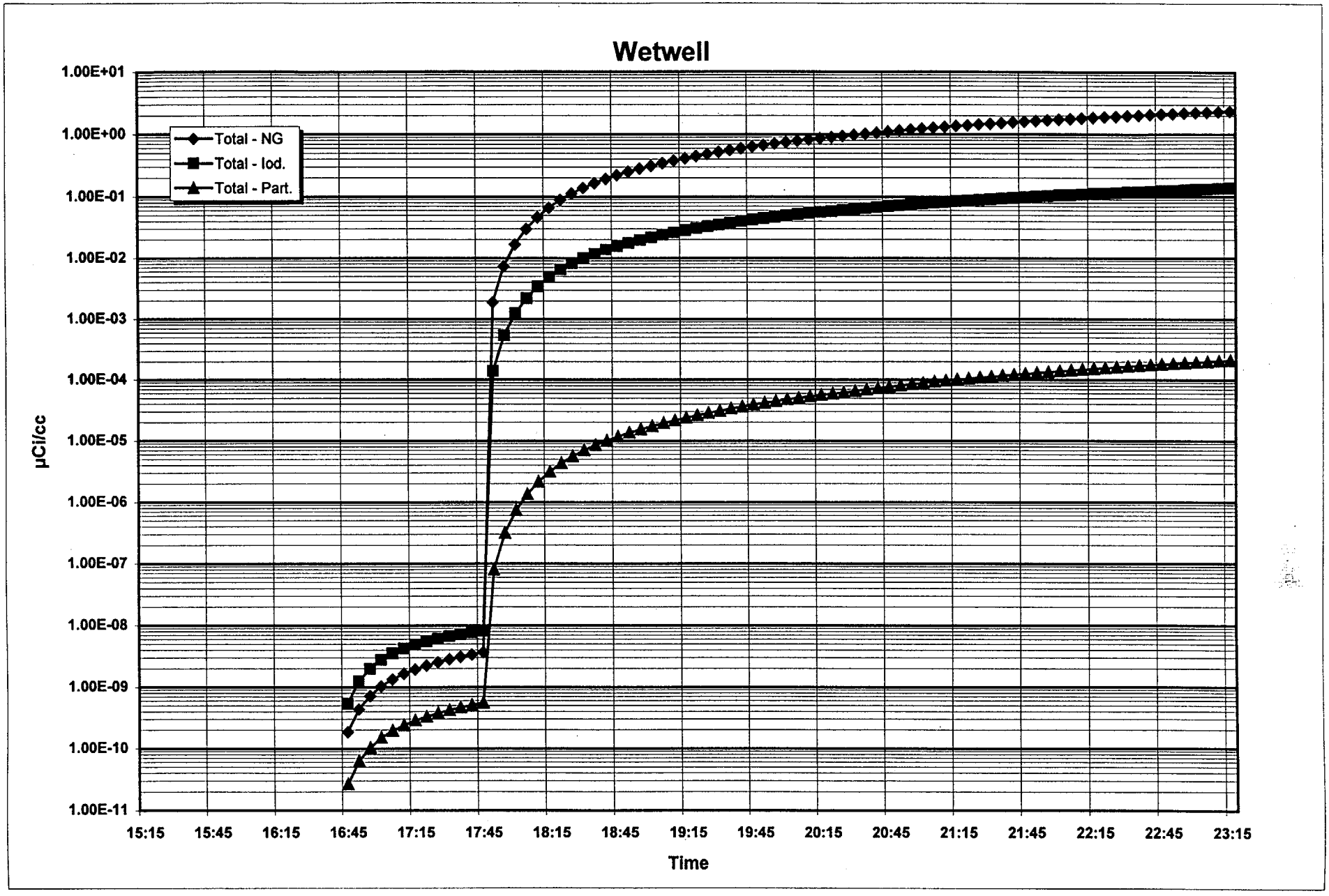
Wetwell
Total - NG
Total - Iod.
Total - Part.
1.00E+01
1.00E+00
1.00E-01
1.00E-02
1.00E-03
1.00E-04
1.00E-05
1.00E-06
1.00E-07
1.00E-08
1.00E-09
1.00E-10
1.00E-11
µCi/cc
15:15
15:45
16:15
16:45
17:15
17:45
18:15
18:45
19:15
19:45
20:15
20:45
21:15
21:45
22:15
22:45
23:15
Time

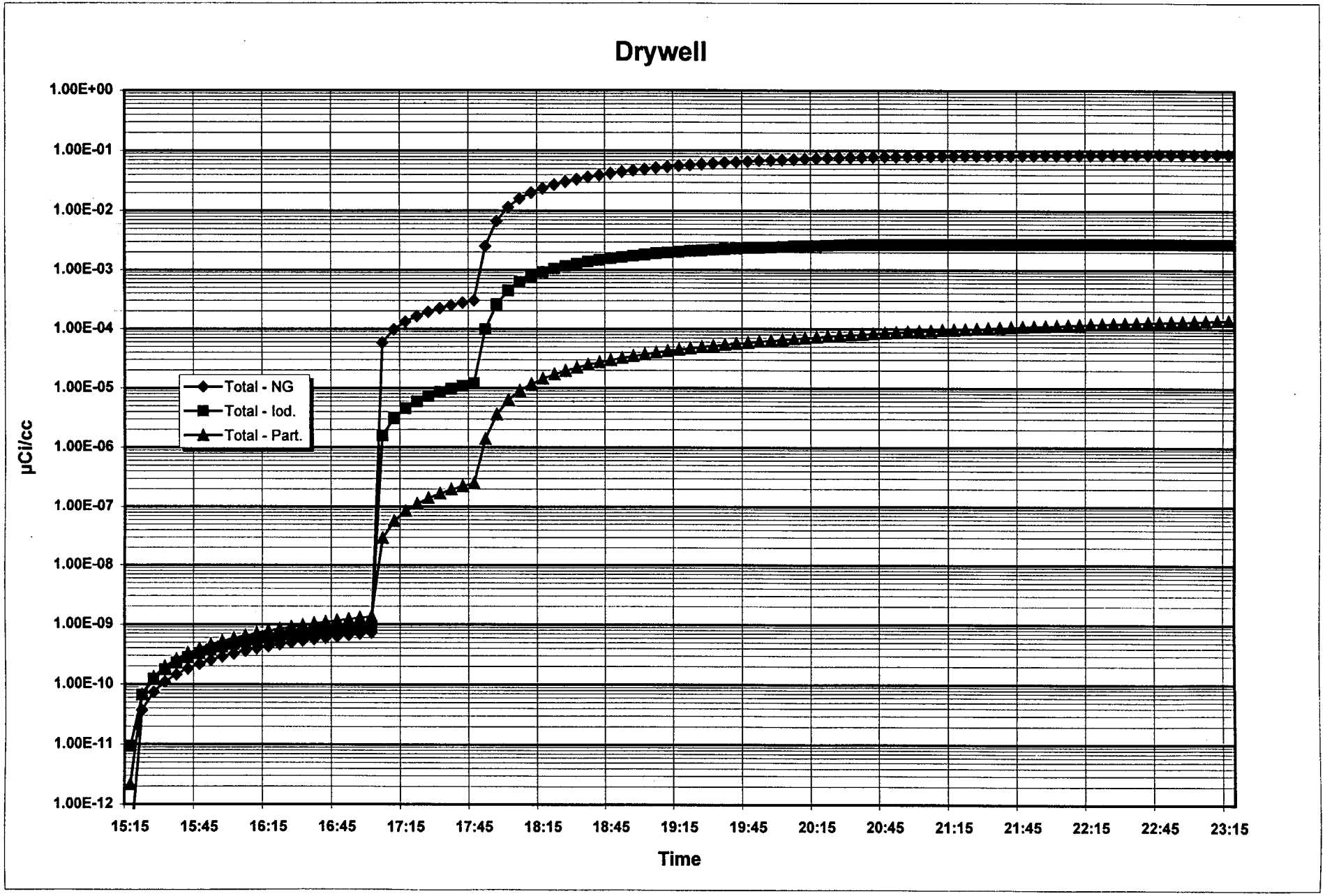
Drywell
1.00E+00
1.00E-01
1.00E-02
1.00E-03
1.00E-04
1.00E-05
1.00E-06
1.00E-07
1.00E-08
1.00E-09
1.00E-10
1.00E-11
1.00E-12
µCi/cc
Total - NG
Total - Iod.
Total - Part.
15:15
15:45
16:15
16:45
17:15
17:45
18:15
18:45
19:15
19:45
20:15
20:45
21:15
21:45
22:15
22:45
23:15
Time

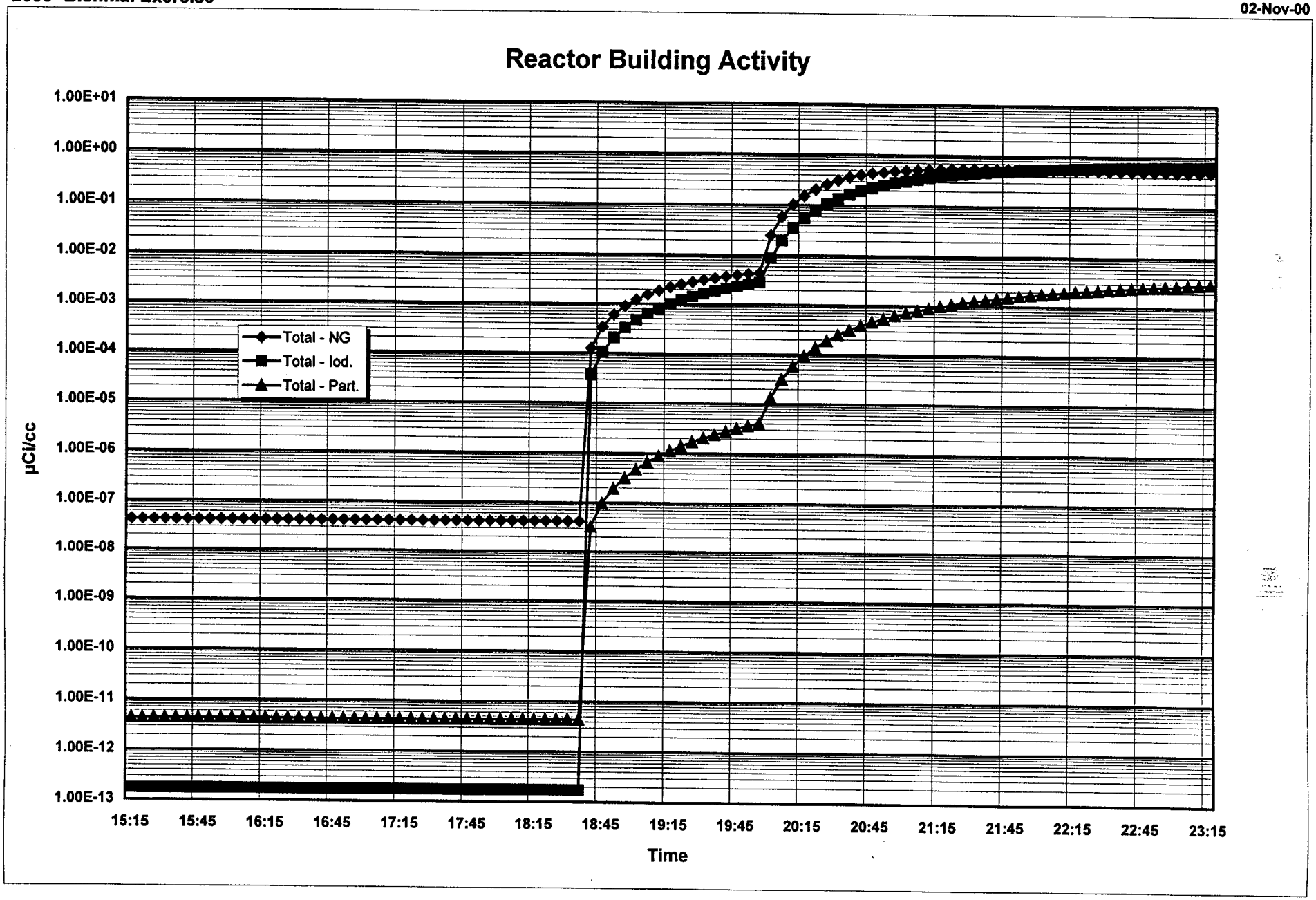
Reactor Building Activity
1.00E+01
1.00E+00
1.00E-01
1.00E-02
1.00E-03
1.00E-04
1.00E-05
1.00E-06
1.00E-07
1.00E-08
1.00E-09
1.00E-10
1.00E-11
1.00E-12
1.00E-13
µCi/cc
Total - NG
Total - Iod.
Total - Part.
15:15
15:45
16:15
16:45
17:15
17:45
18:15
18:45
19:15
19:45
20:15
20:45
21:15
21:45
22:15
22:45
23:15
Time

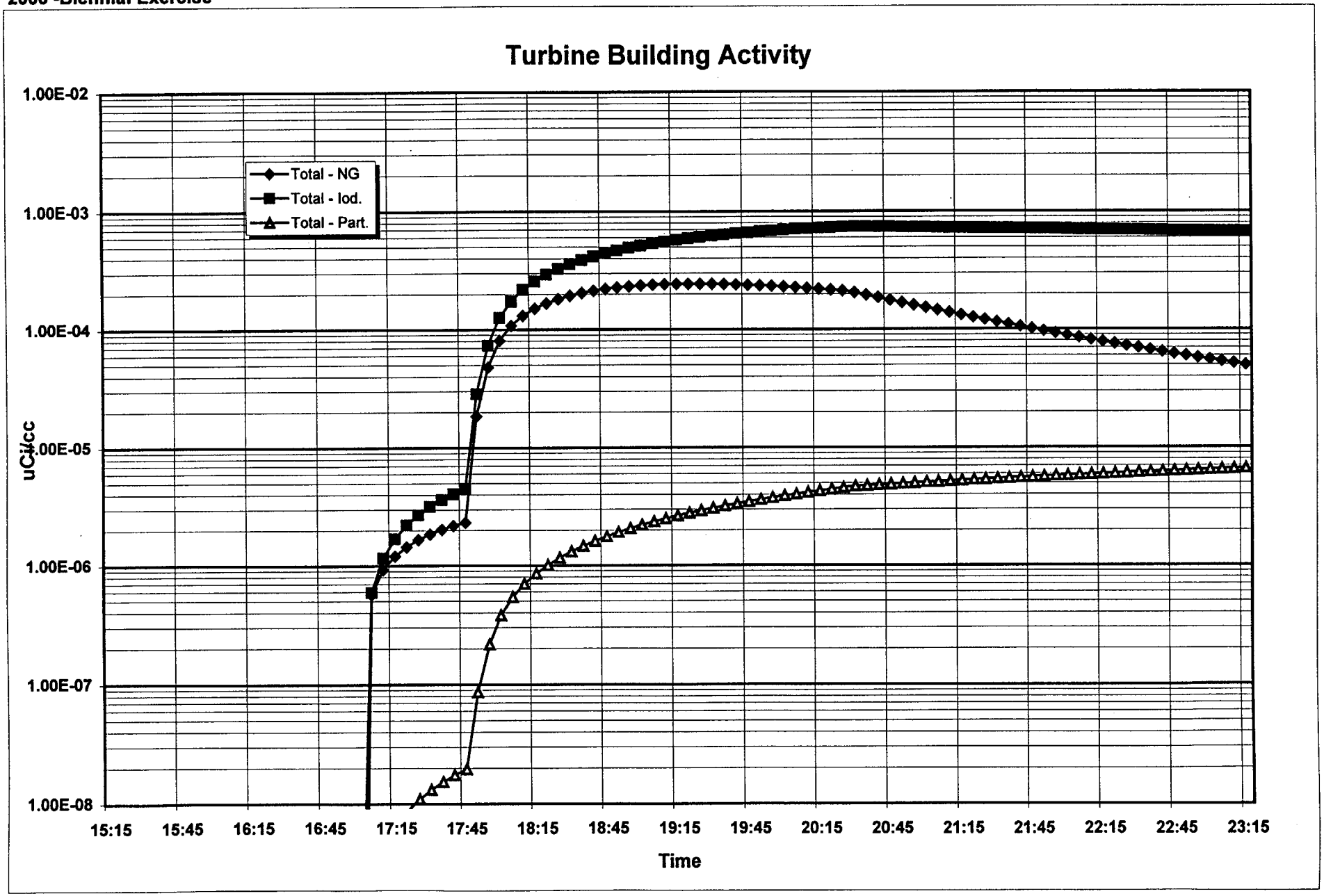
Turbine Building Activity
Total - NG
Total - Iod.
Total - Part.
1.00E-02
1.00E-03
1.00E-04
1.00E-05
1.00E-06
1.00E-07
1.00E-08
uCi/cc
15:15
15:45
16:15
16:45
17:15
17:45
18:15
18:45
19:15
19:45
20:15
20:45
21:15
21:45
22:15
22:45
23:15
Time

HPCI Pump Room Activity

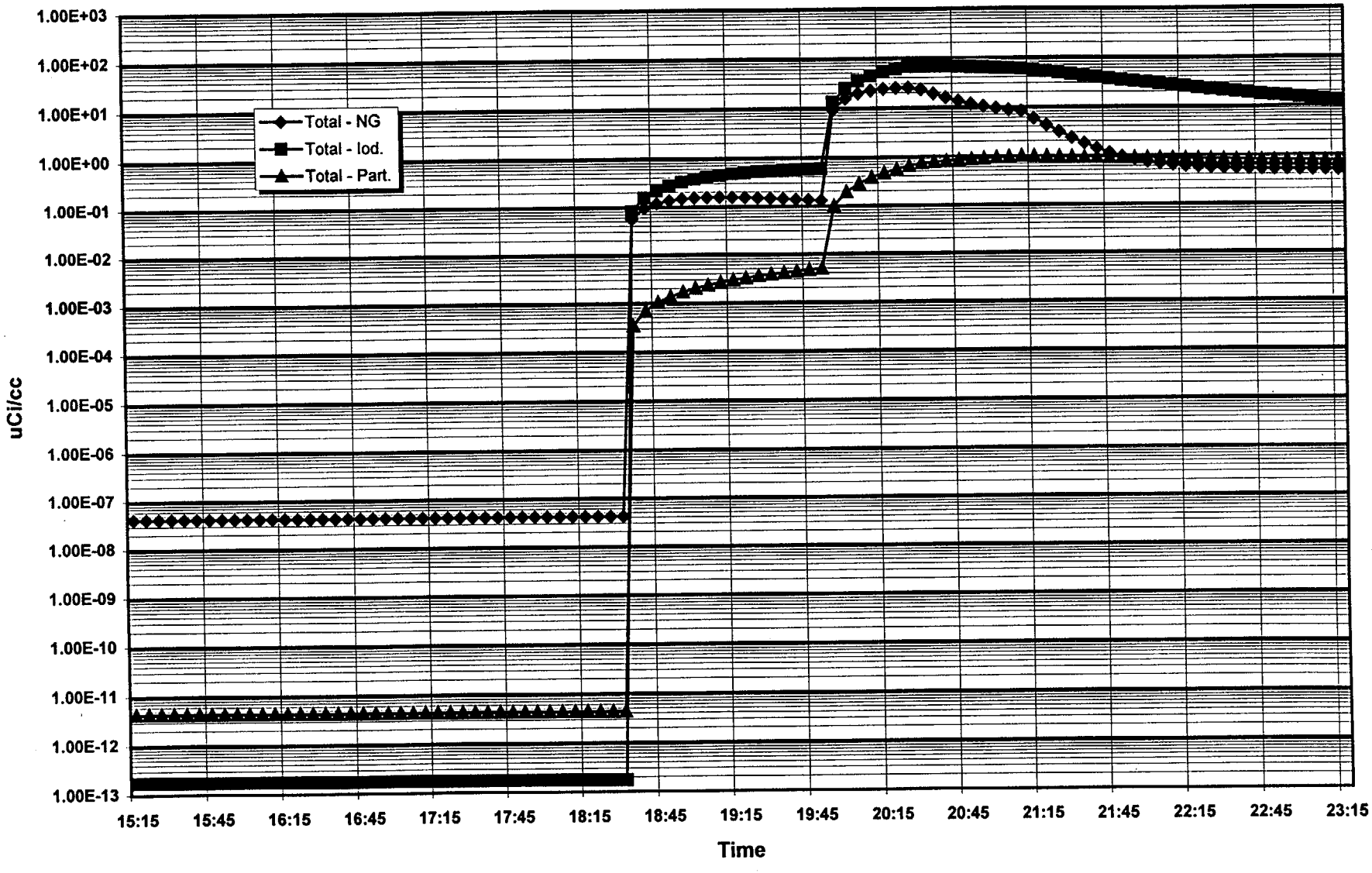

2000 -Biennial Exercise

02-Nov-00

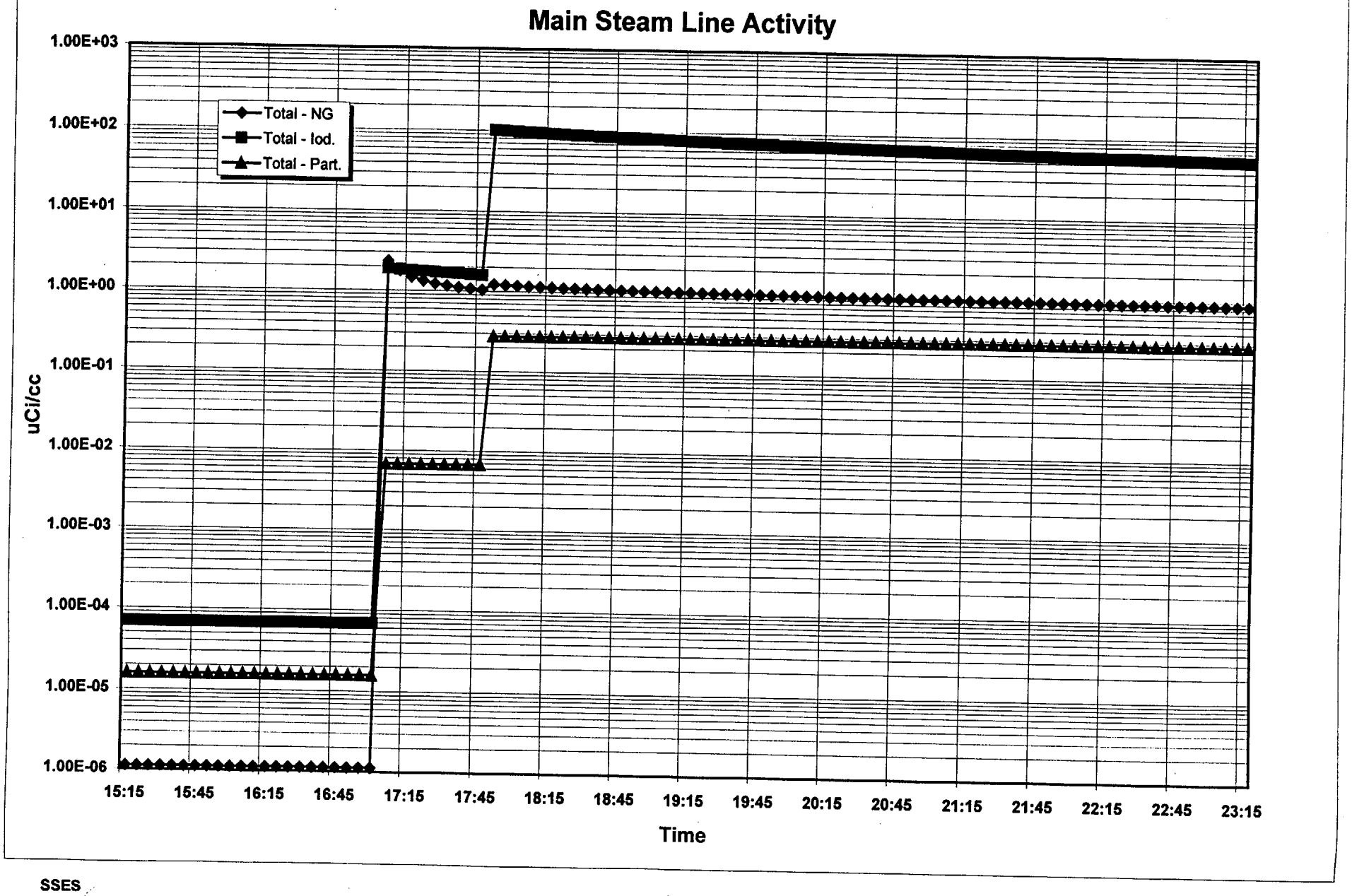

SSES

Print Date: 08/10/200 :17 AM

Containment High Range Monitors

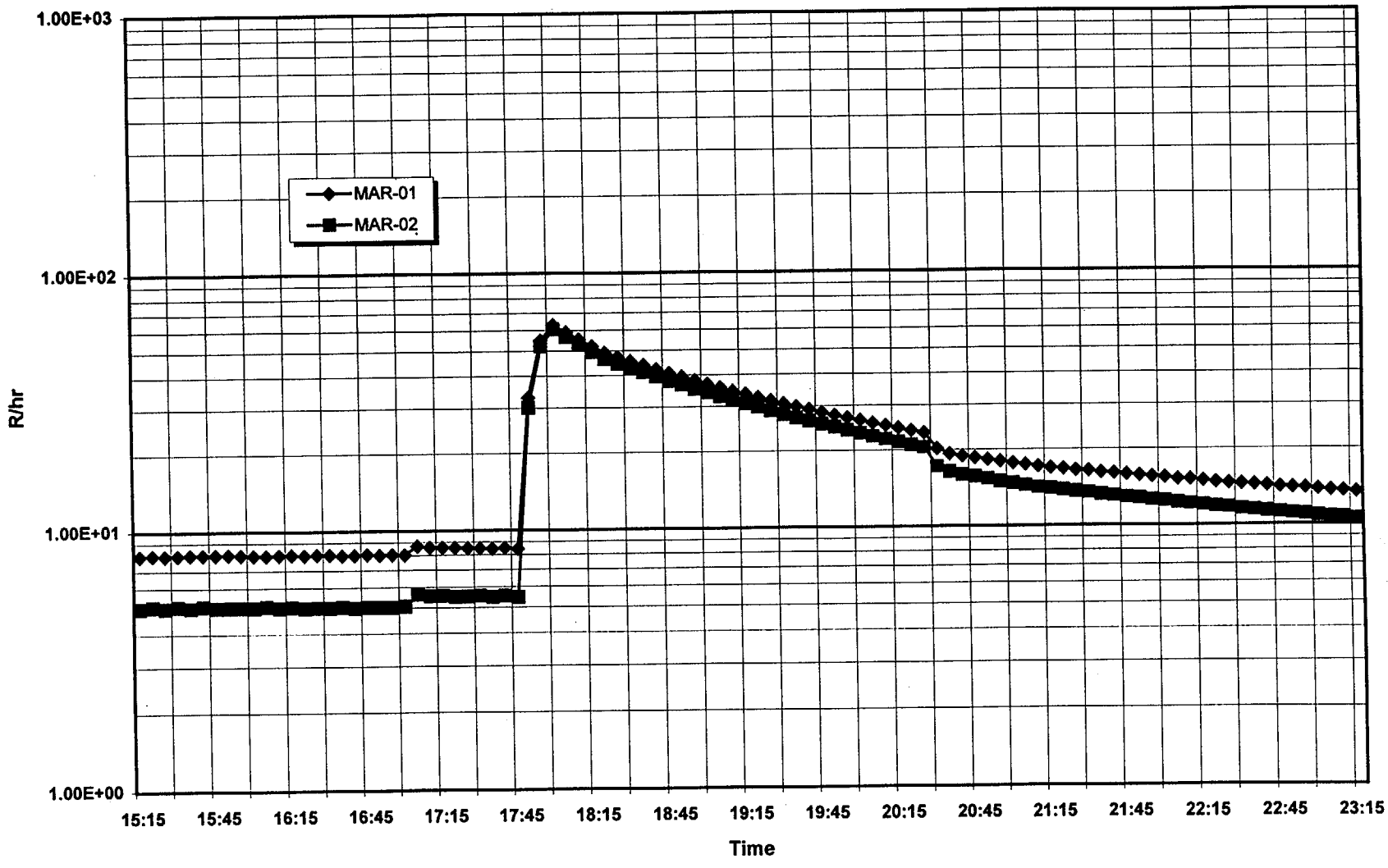

A RHR Pump Room Radiation Monitors

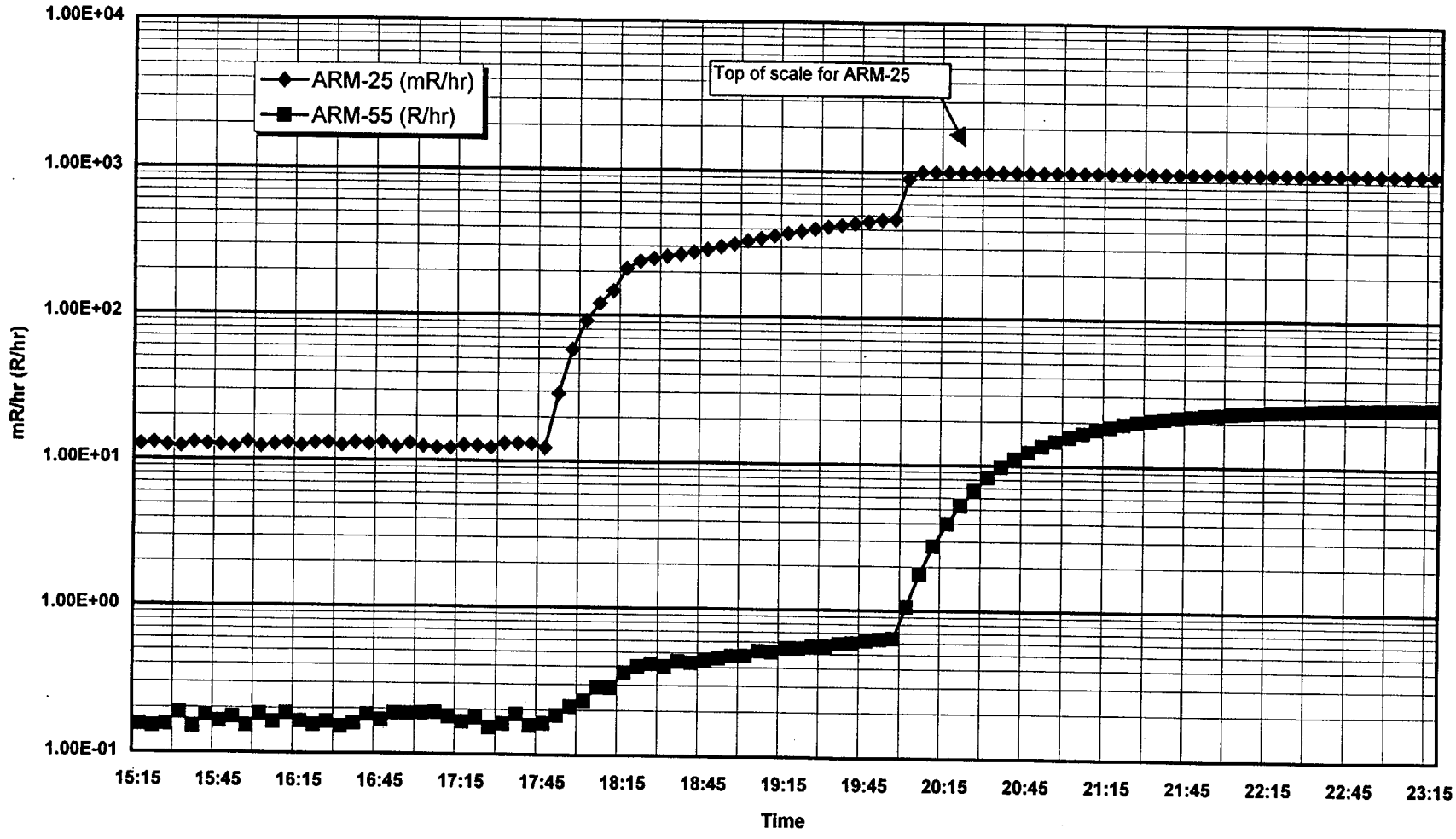

B RHR Room Radiation Monitors

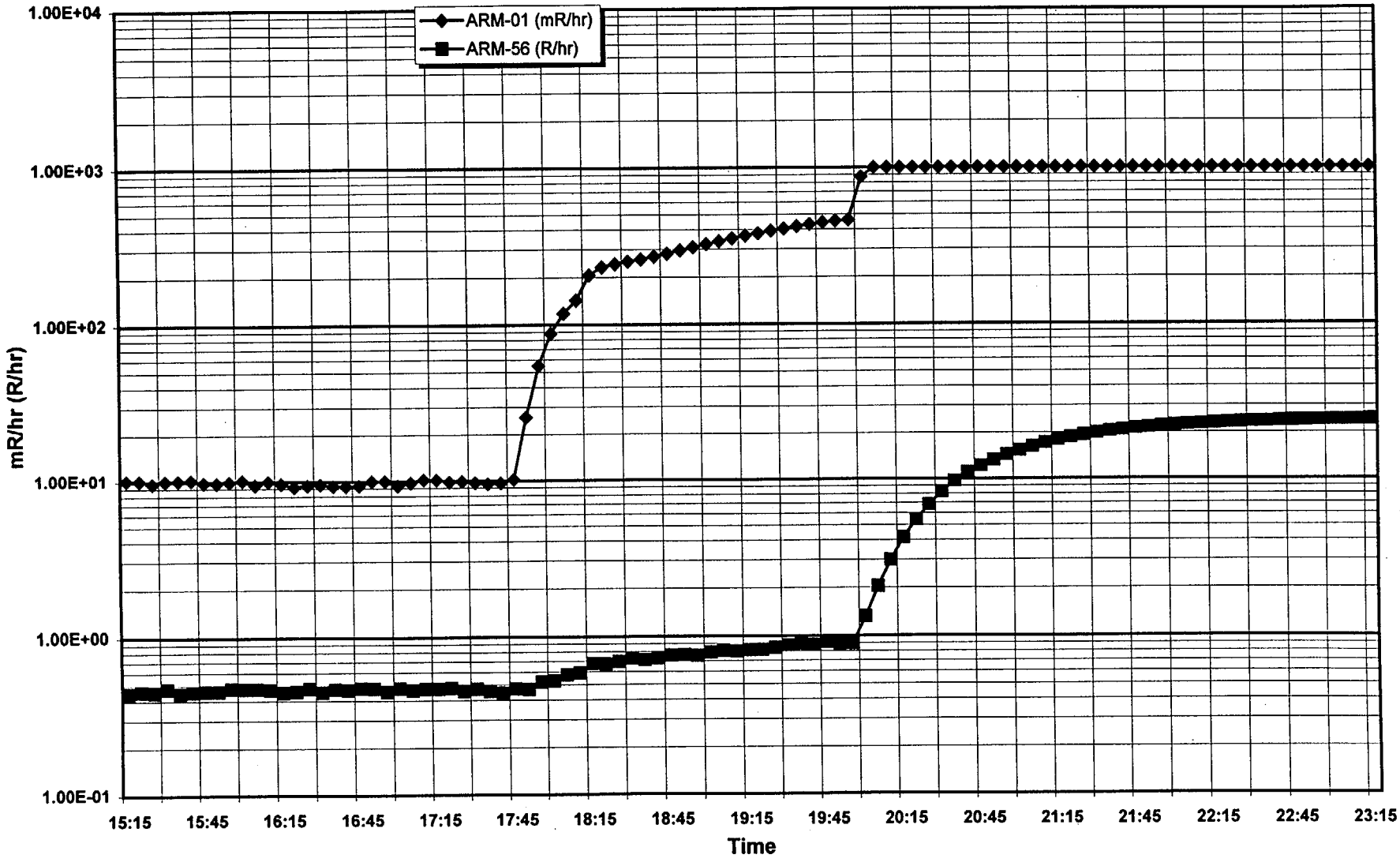

RCIC Room Radiation Monitors

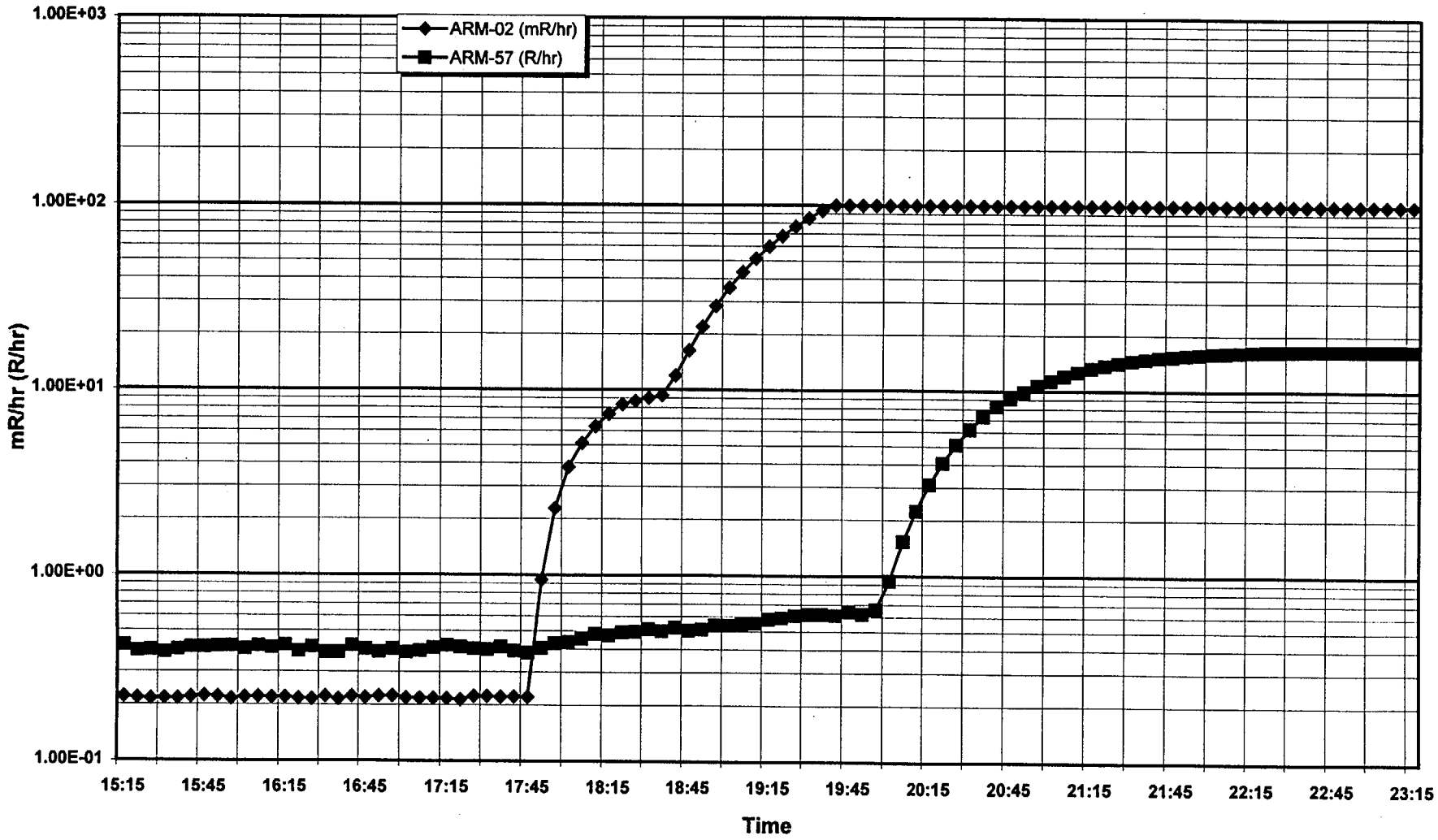

HPCI Pump Room Radiation Monitors

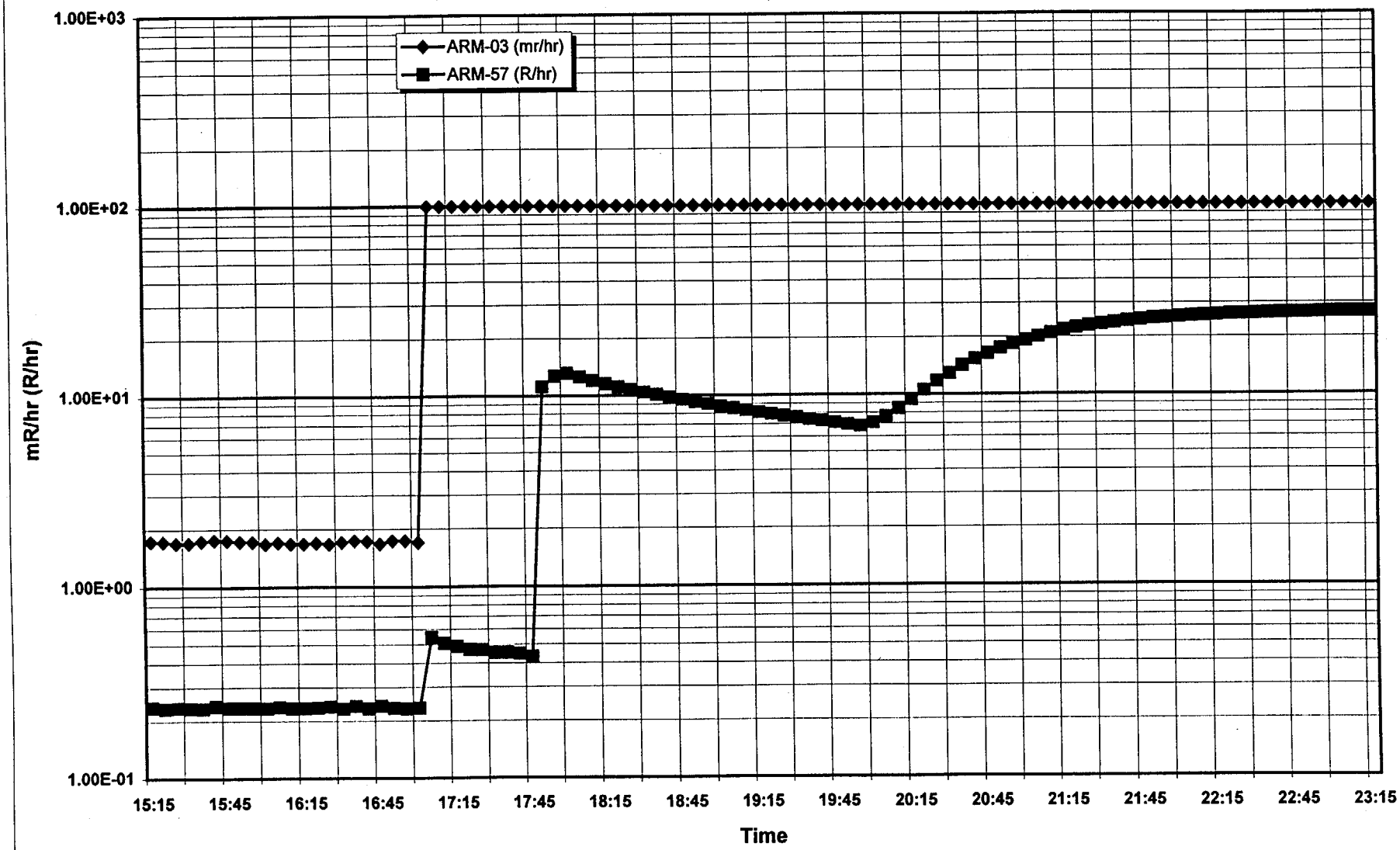

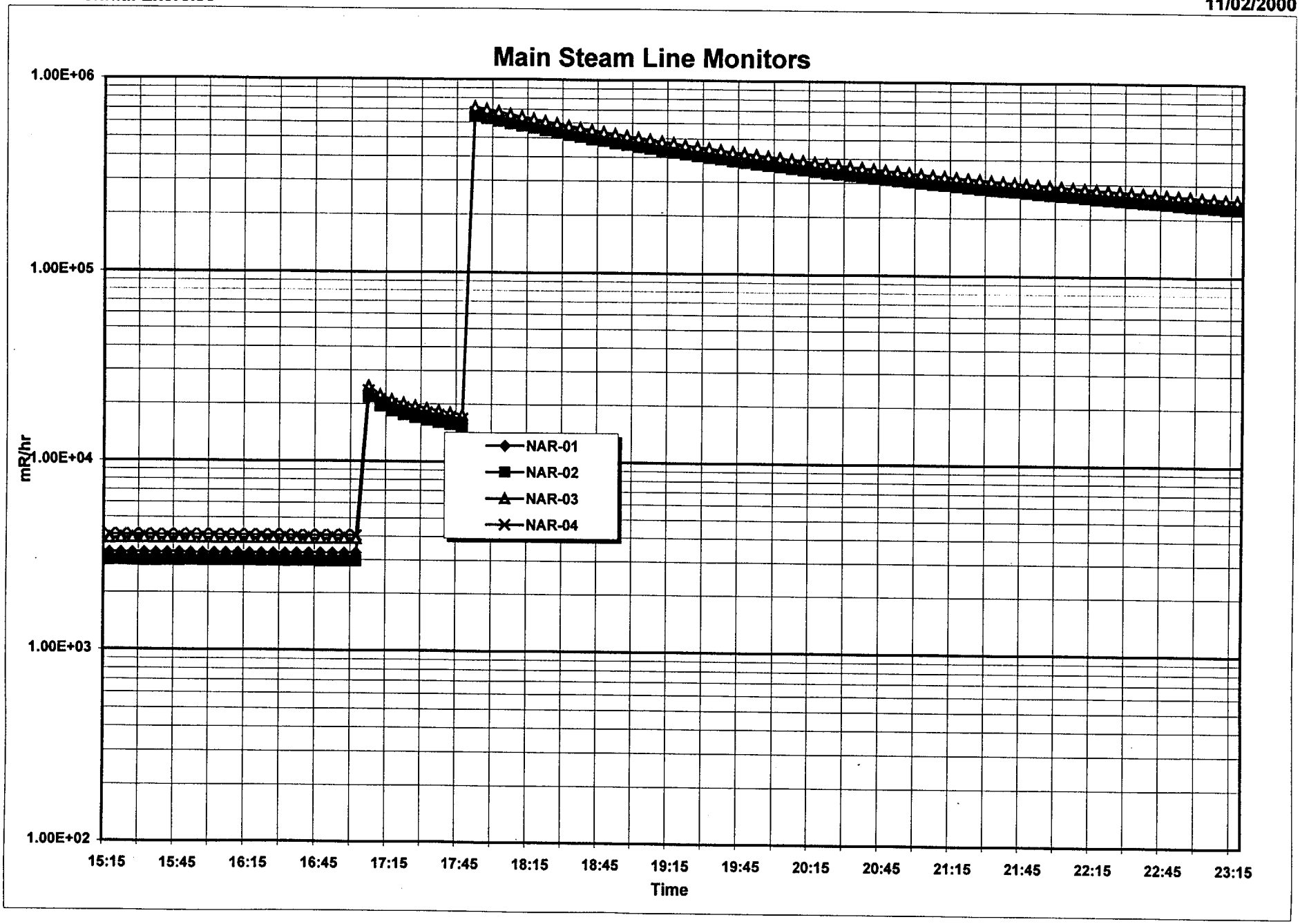
Main Steam Line Monitors
1.00E+06
1.00E+05
1.00E+04
1.00E+03
1.00E+02
mR/hr
NAR-01
NAR-02
NAR-03
NAR-04
15:15
15:45
16:15
16:45
17:15
17:45
18:15
18:45
19:15
19:45
20:15
20:45
21:15
21:45
22:15
22:45
23:15
Time

METEOROLOGICAL DATA SUMMARY TABLE

	VMS01B Value	VMX01B Value	VMX03B Value	VMT08A Value	VMS02B Value	VMX02B Value	VMX04B Value	VMA01 Value
Time	60M WS 2min avg	60M WD 2 min avg	Sig Theta 10M 2 min avg	10M Amb Temp	10M WS 2 min avg	10M WD 2 min avg	Sig Theta 60M 2 min avg	60M/10M Delta T
15:15	3.09	221.4	11.3	58.2	2.40	213.8	6.2	1.25
15:30	3.40	224.0	10.5	57.8	3.16	217.2	4.2	1.20
15:45	3.55	221.9	9.3	57.2	2.70	217.1	4.0	1.14
16:00	3.94	223.9	8.2	56.5	2.23	222.1	6.1	1.09
16:15	3.29	218.5	10.1	55.8	3.03	215.8	5.4	1.06
16:30	3.26	216.3	8.9	55.5	2.38	221.9	4.7	1.02
16:45	4.25	224.9	9.8	55.5	3.12	217.4	4.3	0.96
17:00	4.14	220.2	9.1	55.0	2.95	219.5	5.1	0.93
17:15	4.69	223.9	8.6	54.7	2.59	217.5	5.0	0.90
17:30	2.97	215.1	10.1	53.8	2.93	217.4	5.5	0.84
17:45	4.12	223.9	8.7	52.9	2.56	219.5	4.0	0.78
18:00	3.29	221.4	11.3	52.7	2.23	214.5	5.9	0.75
18:15	3.68	216.3	9.3	52.6	3.13	213.6	6.6	0.71
18:30	3.91	220.0	8.6	52.0	3.05	217.9	4.8	0.68
18:45	4.31	222.2	10.0	52.0	2.79	220.1	6.3	0.66
19:00	2.75	224.6	8.4	51.7	2.94	215.7	6.7	0.62
19:15	2.74	215.3	8.7	51.7	2.82	221.3	6.5	0.57
19:30	3.00	215.1	11.3	50.8	2.53	223.0	4.3	0.54
19:45	3.50	221.8	8.2	50.2	2.46	213.8	5.1	0.50
20:00	3.19	216.3	11.6	49.5	2.50	219.4	6.6	0.46
20:15	3.51	222.3	9.5	48.8	2.91	221.0	5.5	0.41
20:30	4.68	216.7	10.7	48.3	3.07	213.5	5.1	0.36
20:45	3.43	219.1	11.4	48.0	2.72	221.7	5.7	0.34
21:00	4.16	221.4	11.5	47.2	2.74	216.1	4.0	0.29
21:15	3.41	219.5	9.6	47.0	2.74	214.5	4.1	0.25
21:30	4.79	221.2	11.1	46.5	3.98	221.6	6.0	0.22
21:45	4.98	224.4	11.3	46.6	3.55	222.9	4.4	0.18
22:00	5.12	217.8	9.5	46.6	4.46	213.4	6.3	0.13
22:15	4.03	221.2	8.2	46.4	3.69	221.4	4.8	0.07
22:30	4.48	217.1	10.7	45.7	3.63	222.8	5.5	0.03
22:45	4.75	222.1	11.9	45.7	3.76	222.2	6.4	0.00
23:00	5.03	215.6	11.2	44.8	3.74	214.3	4.6	-0.07
23:15	5.62	221.9	8.3	44.8	4.36	218.2	5.9	-0.11

SCHEMATIC OF MAXIMUM PARAMETER VALUES

Schematic of Maximum Values

2000 -Biennial Exercise

11/02/2000

Offsite [EPB]:		
	2.26E+01	mR/hr-WB Dose Rate
	3723	cpm - Iodine 131

RB Atmospheric Release

Noble Gas:	1.24E+08	uCi/min	*Alert or Greater*
Iodine:	3.57E+04	uCi/min	*Alert or Greater*
Part.:	6.65E+02	uCi/min	

TB Atmospheric Release

Noble Gas:	1.02E+06	uCi/min	*Unusual Event*
Iodine:	1.40E+04	uCi/min	*Alert or Greater*
Part.:	3.08E+01	uCi/min	

Reactor Building

Reactor Building Atmosphere

Noble Gas:	5.53E-01	uCi/cc
Iodine:	6.40E-01	uCi/cc
Part.:	2.93E-03	uCi/cc

Turbine Building Atmosphere

Noble Gas:	2.43E-04	uCi/cc
Iodine:	7.43E-04	uCi/cc
Part.:	6.67E-06	uCi/cc

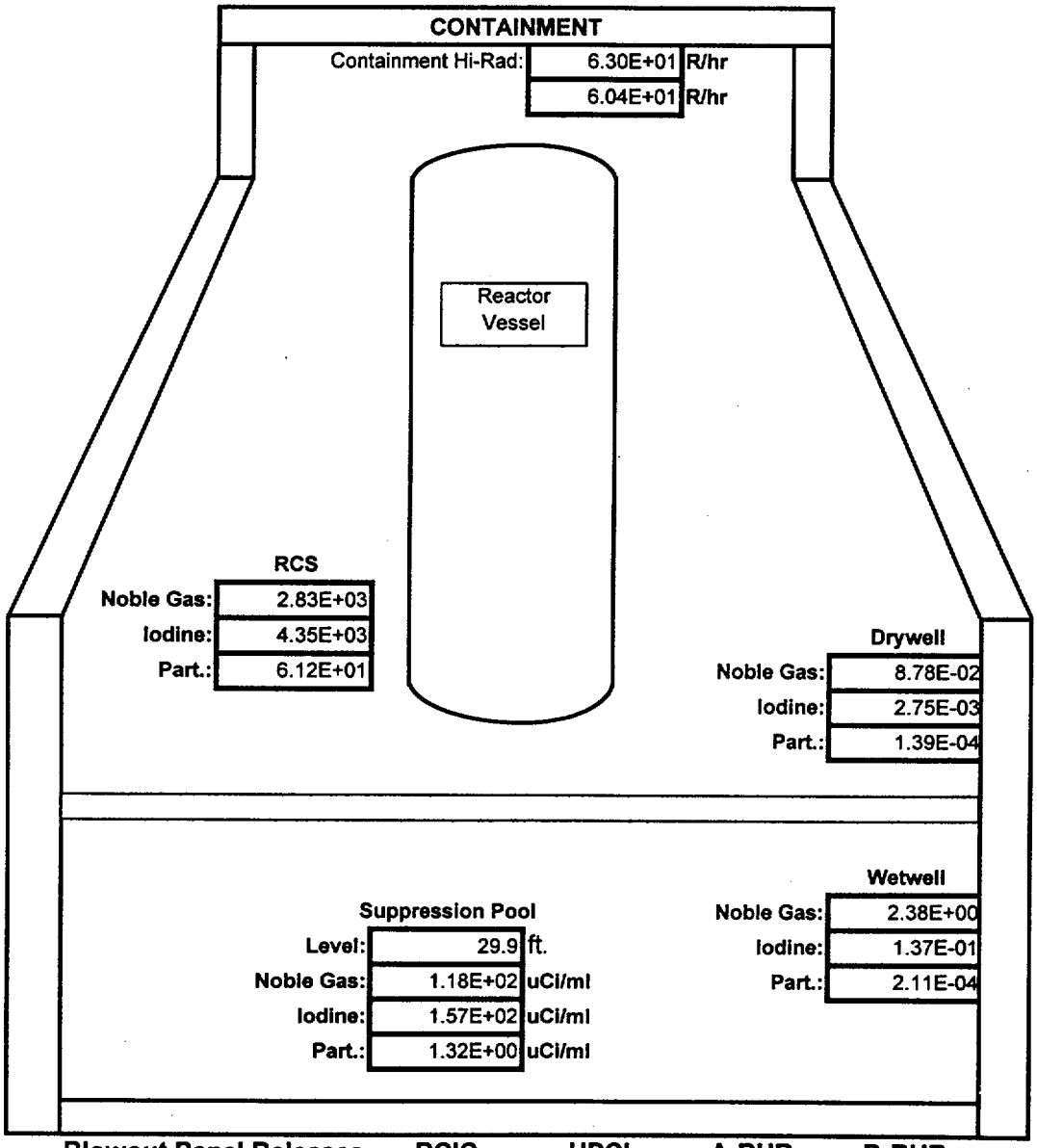

Blowout Panel Releases	RCIC	HPCI	A-RHR	B-RHR	
Noble Gas:	0.00E+00	4.05E+07	0.00E+00	0.00E+00	Alert or Greater
Iodine:	0.00E+00	4.54E+06	0.00E+00	0.00E+00	Alert or Greater
Part.:	0.00E+00	4.76E+04	0.00E+00	0.00E+00	Alert or Greater