




Generic Environmental Impact Statement for License Renewal of Nuclear Plants



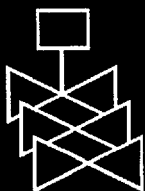
Supplement 3



Regarding Arkansas Nuclear One, Unit 1



Draft Report for Comment



**U.S. Nuclear Regulatory Commission
Office of Nuclear Reactor Regulation
Washington, DC 20555-0001**



Generic Environmental Impact Statement for License Renewal of Nuclear Plants

Supplement 3

Regarding Arkansas Nuclear One, Unit 1

Draft Report for Comment

Manuscript Completed: September 2000

Date Published: September 2000

**Division of Regulatory Improvement Programs
Office of Nuclear Reactor Regulation
U.S. Nuclear Regulatory Commission
Washington, DC 20555-0001**



TO: Addressees for NUREG-1437, "Generic Environmental Impact Statement for License Renewal of Nuclear Plants," Supplement 3, Arkansas Nuclear One, Unit 1

This draft supplement documents the NRC staff's review of the environmental issues at Arkansas Nuclear One, Unit 1 in support of Entergy Operations, Inc.'s application for license renewal of that facility. The draft supplement was prepared in accordance with 10 CFR 51.71. This supplemental environmental impact statement includes the staff's preliminary analysis that considers and weighs the environmental effects of the proposed action, the environmental impacts of alternatives to the proposed action, and alternatives available for reducing or avoiding adverse impacts. It also includes the staff's preliminary recommendation regarding the proposed actions.

Please provide any comments you may have on the draft supplement no later than January 4, 2001. Written comments may be sent via mail to:

Chief
Rules Review and Directives Branch
Division of Administrative Services
Mailstop T 6 D59
U.S. Nuclear Regulatory Commission
Washington, D.C. 20555-0001

Submittal of electronic comments may be sent by the Internet to the NRC at anoeis@nrc.gov.

Comments may also be hand-delivered between the hours of 7:45 a.m. and 4:15 p.m. on Federal workdays to:

Chief
Rules Review and Directives Branch
Division of Administrative Services
Two White Flint North
11545 Rockville Pike
Rockville, Maryland 20853

Please feel free to contact Mr. Thomas J. Kenyon at (301) 415-1120 if you have any questions.

Sincerely,



David B. Matthews, Director
Division of Regulatory Improvement Programs
Office of Nuclear Reactor Regulation

Abstract

The U.S. Nuclear Regulatory Commission (NRC) considered the environmental effects of renewing nuclear power plant operating licenses for a 20-year period in the *Generic Environmental Impact Statement for License Renewal of Nuclear Plants* (GEIS), NUREG-1437, and codified the results in 10 CFR Part 51. The GEIS (and its Addendum 1) identifies 92 environmental issues and reaches generic conclusions related to environmental impacts for 69 of these issues that apply to all plants or to plants with specific design or site characteristics. Additional plant-specific review is required for the remaining issues. These plant-specific reviews are to be included in a supplement to the GEIS.

This draft Supplemental Environmental Impact Statement (SEIS) has been prepared in response to an application submitted to the NRC by Entergy Operations, Inc. (Entergy) to renew the operating license (OL) of Arkansas Nuclear One, Unit 1 (ANO-1) for an additional 20 years under 10 CFR Part 54. This draft SEIS includes the staff's analysis that considers and weighs the environmental effects of the proposed action, the environmental impacts of alternatives to the proposed action, and alternatives available for reducing or avoiding adverse effects. It also includes the staff's recommendation regarding the proposed action.

Neither Entergy nor the staff has identified significant new information for any of the 69 issues for which the GEIS reached generic conclusions and which apply to ANO-1. Therefore, the staff concludes for these issues that the impacts of renewing the ANO-1 OL will not be greater than impacts identified in the GEIS for these issues. For each of these issues, the GEIS conclusion is that the impact is of SMALL significance (except for collective offsite radiological impacts from the fuel cycle and from high-level waste and from spent fuel, which were not assigned a single significance level) and that additional mitigation measures are likely not to be sufficiently beneficial to be warranted.

Each of the remaining 23 issues that applies to ANO-1 is addressed in this draft SEIS. For each applicable issue, the staff concludes that the significance of the potential environmental effects of renewal of the OL is SMALL. The staff has not identified any new issue applicable to ANO-1 that has a significant environmental impact. The staff also concludes that additional mitigation measures are likely not to be sufficiently beneficial as to be warranted.

The NRC staff's preliminary recommendation is that the Commission determine that the adverse environmental impacts of license renewal for ANO-1 are not so great that preserving the option of license renewal for energy-planning decisionmakers would be unreasonable. This preliminary recommendation is based on (1) the analysis and findings in the GEIS; (2) the Environmental Report submitted by Entergy; (3) consultation with Federal, State, and local agencies; (4) the staff's own independent review; and (5) the staff's consideration of public comments received during the scoping process.

Abstract

1

Contents

Abstract	iii
Executive Summary	xiii
Abbreviations/Acronyms	xvii
1.0 Introduction	1-1
1.1 The Proposed Federal Action	1-6
1.2 Purpose and Need for the Action	1-7
1.3 Compliance and Consultations	1-7
1.4 References	1-9
2.0 Description of Nuclear Power Plant and Site and Plant Interaction with the Environment	2-1
2.1 Plant and Site Description and Proposed Plant Operation During the Renewal Term	2-1
2.1.1 External Appearance and Setting	2-4
2.1.2 Reactor Systems	2-4
2.1.3 Cooling and Auxiliary Water Systems	2-5
2.1.4 Radioactive Waste Management Systems and Effluent Control Systems	2-5
2.1.5 Nonradioactive Waste Systems	2-11
2.1.6 Plant Operation and Maintenance	2-11
2.1.7 Power Transmission System	2-12
2.2 Plant Interaction with the Environment	2-14
2.2.1 Land Use	2-14
2.2.2 Water Use	2-14

Contents

1	2.2.3	Water Quality	2-15
2	2.2.4	Air Quality	2-15
3	2.2.5	Aquatic Resources	2-16
4	2.2.6	Terrestrial Resources	2-18
5	2.2.7	Radiological Impacts	2-20
6	2.2.8	Socioeconomic Factors	2-21
7	2.2.9	Historic and Archaeological Resources	2-31
8	2.2.10	Related Federal Project Activities	2-37
9			
10	2.3	References	2-37
11			
12	3.0	Environmental Impacts of Refurbishment	3-1
13			
14	3.1	References	3-4
15			
16	4.0	Environmental Impacts of Operation	4-1
17			
18	4.1	Cooling System	4-2
19			
20	4.1.1	Entrainment of Fish and Shellfish in Early Life Stages	4-8
21	4.1.2	Impingement of Fish and Shellfish	4-10
22	4.1.3	Heat Shock	4-11
23	4.1.4	Microbial Organisms (Human Health)	4-12
24			
25	4.2	Transmission Lines	4-13
26			
27	4.2.1	Electromagnetic Fields - Acute Effects	4-16
28	4.2.2	Electromagnetic Fields - Chronic Effects	4-17
29			
30	4.3	Radiological Impacts of Normal Operations	4-18
31			
32	4.4	Socioeconomic Impacts of Plant Operations During the License Renewal Period	4-19
33			
34			
35	4.4.1	Housing Impacts During Operations	4-20
36	4.4.2	Public Services: Public Utility Impacts During Operations	4-22
37	4.4.3	Offsite Land Use During Operations	4-22
38	4.4.4	Public Services: Transportation Impacts During Operations	4-24
39	4.4.5	Historic and Archaeological Resources	4-24
40	4.4.6	Environmental Justice	4-26

Contents

1	4.5	Groundwater Use and Quality	4-29
2			
3	4.6	Threatened or Endangered Species	4-31
4			
5	4.7	Evaluation of Potential New and Significant Information on Impacts of	
6		Operations During the Renewal Term	4-32
7			
8	4.8	Summary of Impacts of Operations During the Renewal Term	4-33
9			
10	4.9	References	4-33
11			
12	5.0	Environmental Impacts of Postulated Accidents	5-1
13			
14	5.1	Postulated Plant Accidents	5-1
15			
16	5.2	Severe Accident Mitigation Alternatives (SAMAs)	5-3
17			
18	5.2.1	Introduction	5-3
19	5.2.2	Estimate of Risk for ANO-1	5-4
20	5.2.3	Potential Design Improvements	5-10
21	5.2.4	Risk Reduction Potential of Design Improvements	5-12
22	5.2.5	Cost Impacts of Candidate Design Improvements	5-16
23	5.2.6	Cost-Benefit Comparison	5-16
24	5.2.7	Conclusions	5-21
25			
26	5.3	References	5-22
27			
28	6.0	Environmental Impacts of the Uranium Fuel Cycle and Solid Waste Management . .	6-1
29			
30	6.1	The Uranium Fuel Cycle	6-2
31	6.2	References	6-8
32			
33	7.0	Environmental Impacts of Decommissioning	7-1
34			
35	7.1	References	7-4
36			
37	8.0	Environmental Impacts of Alternatives to License Renewal	8-1
38			
39	8.1	No-Action Alternative	8-1
40			

Contents

1	8.2	Alternative Energy Sources	8-3
2			
3	8.2.1	Coal-Fired Generation	8-4
4	8.2.2	Gas-Fired Generation	8-14
5	8.2.3	Imported Electrical Power	8-23
6	8.2.4	Other Alternatives	8-25
7			
8	8.3	References	8-32
9			
10	9.0	Summary and Conclusions	9-1
11			
12	9.1	Environmental Impacts of the Proposed Action - License Renewal	9-4
13			
14	9.1.1	Unavoidable Adverse Impacts	9-5
15	9.1.2	Irreversible or Irretrievable Resource Commitments	9-5
16	9.1.3	Short-Term Use Versus Long-Term Productivity	9-6
17			
18	9.2	Relative Significance of the Environmental Impacts of License Renewal and Alternatives	9-6
19			
20			
21	9.3	Staff Conclusions and Recommendations	9-7
22			
23	9.4	References	9-7
24			
25	Appendix A - Reserved for Comments on the Draft Supplement Environmental Impact Statement Related to Entergy's Application for License Renewal of Arkansas Nuclear One, Unit 1		A-1
26			
27			
28			
29	Appendix B - Contributors to the Supplement		B-1
30			
31	Appendix C - Chronology of NRC Staff Environmental Review Correspondence Related to the Entergy Application for License Renewal of Arkansas Nuclear One, Unit 1		C-1
32			
33			
34			
35	Appendix D - Organizations Contacted		D-1
36			
37	Appendix E - Selected Correspondence		E-1
38			
39	Appendix F - GEIS Environmental Issues Not Applicable to Arkansas Nuclear One, Unit 1		F-1
40			

Figures

2-1	Location of Arkansas Nuclear One	2-2
2-2	Arkansas Nuclear One - Exclusion Area	2-3
2-3	Arkansas Nuclear One Site - General Features	2-6
2-4	Transmission Lines Attributable to Arkansas Nuclear One, Unit 1 in the Final Environmental Statement (AEC 1973)	2-13
4-1	Geographic Distribution of Minority Populations (shown in shaded areas) Within 80 km (50 mi) of ANO	4-28
4-2	Geographic Distribution of Low-Income Populations (shown in shaded areas) Within 80 km (50 mi) of ANO	4-30

Contents

Tables

1-1	Federal, State, and Local Authorizations	1-8
2-1	Transmission Lines from Arkansas Nuclear One	2-12
2-2	Land Cover at ANO	2-18
2-3	Rare Species and Elements of Special Concern Within ANO and Its Transmission Line Rights-of-Way (Entergy 2000a)	2-19
2-4	Radiation Dose to Members of the Public from ANO-1 Operations During 1998 and 1999	2-21
2-5	Employee Residence Information, ANO Units 1 and 2, August 1999	2-22
2-6	Population Growth in Pope, Johnson, and Yell Counties, Arkansas, 1970-1999 ...	2-23
2-7	Housing Units and Housing Units Vacant (Available) by County 1970-1999	2-24
2-8	Major Public Water Supply Systems Within 16 km (10-mi) Radius of ANO in 2000 .	2-25
2-9	Estimated Population Distribution in 2000 within 80 km (50 mi) of ANO	2-28
2-10	Estimated Population Distribution in 2010 within 80 km (50 mi) of ANO	2-29
2-11	Estimated Population Distribution in 2020 within 80 km (50 mi) of ANO	2-29
2-12	Estimated Population Distribution in 2030 within 80 km (50 mi) of ANO	2-30
2-13	Estimated Age Distribution of Population in 1990	2-31
2-14	Seasonal Transient Automobile Count in Recreation Areas within 80 km (50 mi) of ANO, 1980	2-32
3-1	Category 1 Issues for Refurbishment Evaluation	3-2
3-2	Category 2 Issues for Refurbishment Evaluation	3-3

Contents

1	4-1	Category 1 Issues Applicable to the Operation of the ANO-1 Cooling System During the Renewal Term	4-3
2			
3			
4	4-2	Category 2 Issues Applicable to the Operation of the ANO-1 Cooling System During the Renewal Term	4-9
5			
6			
7	4-3	Category 1 Issues Applicable to the ANO-1 Transmission Lines During the Renewal Term	4-14
8			
9			
10	4-4	Category 2 Issues Applicable to the ANO-1 Transmission Lines During the Renewal Term	4-16
11			
12			
13	4-5	Category 1 Issues Applicable to Radiological Impacts of Normal Operations During the Renewal Term	4-18
14			
15			
16	4-6	Category 1 Issues Applicable to Socioeconomics During the Renewal Term	4-19
17			
18	4-7	Category 2 Issues Applicable to Socioeconomics and Environmental Justice During the Renewal Term	4-21
19			
20			
21	4-8	Category 1 Issue Applicable to Groundwater Use and Quality During the Renewal Term	4-29
22			
23			
24	4-9	Category 2 Issue Applicable to Threatened or Endangered Species During the Renewal Term	4-31
25			
26			
27	5-1	Category 1 Issue Applicable to Postulated Accidents During the Renewal Term . . .	5-2
28			
29	5-2	Category 2 Issue Applicable to Postulated Accidents During the Renewal Term . . .	5-2
30			
31	5-3	ANO-1 Core Damage Frequency (CDF)	5-5
32			
33	5-4	Risk Profile	5-5
34			
35	5-5	SAMA Cost/Benefit Screening Analysis	5-13
36			
37	6-1	Category 1 Issues Applicable to the Uranium Fuel Cycle and Solid Waste Management During the Renewal Term	6-3
38			
39			
40			

Contents

1	7-1	Category 1 Issues Applicable to the Decommissioning of ANO-1 Following	
2		the Renewal Term	7-2
3			
4	8-1	Summary of Environmental Impacts from No-Action Alternative	8-2
5			
6	8-2	Summary of Environmental Impacts from Coal-Fired Generation—	
7		Once-Through Cooling	8-6
8			
9	8-3	Summary of Environmental Impacts from Alternate Cooling System—Cooling	
10		Towers with Closed-Cycle Cooling	8-15
11			
12	8-4	Summary of Environmental Impacts from Gas-Fired Generation—Once-Through	
13		Cooling Alternative	8-17
14			
15	8-5	Summary of Environmental Impacts of Gas-Fired Generation with Alternate	
16		Cooling System—Cooling Towers with Closed-Cycle Cooling	8-24
17			
18	8-6	Summary of Environmental Impacts of 42 MW(e) Conservation Measures, Plus	
19		500 MW(e) Gas-Fired Generation, and 294 MW(e) Purchased Power	8-30
20			
21	9-1	Summary of Environmental Significance of License Renewal, the No-Action	
22		Alternative, and Alternative Methods of Generation (Including a Combination of	
23		Alternatives), Assuming a Once-Through Cooling System	9-8

Executive Summary

By letter dated January 31, 2000, Entergy Operations, Inc. (Entergy) submitted an application to the U.S. Nuclear Regulatory Commission (NRC) to renew the operating license for Unit 1 of Arkansas Nuclear One (ANO-1) for an additional 20-year period. If the operating license is renewed, Federal (other than NRC) agencies, State regulatory agencies, and the owners of the plant will ultimately decide whether the plant will continue to operate. This decision will be based on factors such as the need for power or other matters within the State's jurisdiction or the purview of the owners. If the operating license is not renewed, ANO-1 will be shut down on or before the expiration of the current operating license, which is May 20, 2014.

Under the National Environmental Policy Act of 1969 (NEPA), an environmental impact statement (EIS) is required for major Federal actions significantly affecting the quality of the human environment. The NRC has implemented Section 102 of NEPA in 10 CFR Part 51. In 10 CFR 51.20(b)(2), the Commission requires preparation of an EIS or a supplement to an EIS for renewal of a reactor operating license; 10 CFR 51.95(c) states that the EIS prepared at the operating license renewal stage will be a supplement to the *Generic Environmental Impact Statement for License Renewal of Nuclear Plants* (GEIS), NUREG-1437.^(a)

Upon acceptance of the Entergy application, the NRC staff began the environmental review process described in 10 CFR Part 51 by publishing a notice of intent to prepare an EIS and to conduct scoping. The staff visited the ANO-1 site in April 2000 and held public scoping meetings on April 4, 2000, in Russellville, Arkansas. The staff reviewed the Entergy Environmental Report (ER) and compared it to the GEIS, consulted with Federal, State, and local agencies, conducted an independent review of the issues following the guidance set forth in the *Standard Review Plans for Environmental Reviews for Nuclear Power Plants, Supplement 1: Operating License Renewal*, NUREG-1555, Supplement 1, and considered the public comments received during the scoping process for preparation of this draft Supplemental Environmental Impact Statement (SEIS) for ANO-1. Two public meetings will be held in Russellville, Arkansas, in November 2000, during which time the staff will describe the preliminary results of the NRC environmental review and answer questions related to it in order to provide members of the public with information to assist them in formulating their comments. This draft SEIS includes the NRC staff's preliminary analysis that considers and weighs the environmental effects of the proposed action, the environmental impacts of alternatives to the proposed action, and alternatives available for reducing or avoiding adverse effects. It also includes the staff's recommendation regarding the proposed action.

(a) The GEIS was originally issued in 1996. Addendum 1 to the GEIS was issued in 1999. Hereafter, all references to the "GEIS" include the GEIS and its Addendum 1.

Executive Summary

1 The Commission has adopted the following definition of purpose and need for license renewal
2 from the GEIS:

3
4 The purpose and need for the proposed action (renewal of an operating license) is to
5 provide an option that allows for power generation capability beyond the term of a
6 current nuclear power plant operating license to meet future system generating needs,
7 as such needs may be determined by State, utility, and, where authorized, Federal
8 (other than NRC) decision makers.
9

10 The goal of the staff's environmental review, as defined in 10 CFR 51.95(c)(4) and the GEIS, is
11 to determine:

12
13 ...whether or not the adverse environmental impacts of license renewal are so great that
14 preserving the option of license renewal for energy planning decisionmakers would be
15 unreasonable.
16

17 Both the statement of purpose and need and the evaluation criterion implicitly acknowledge that
18 there are factors, in addition to license renewal, that will ultimately determine whether ANO-1
19 continues to operate beyond the period of the current operating license.
20

21 The GEIS contains the results of a systematic evaluation of the consequences of renewing an
22 operating license and operating a nuclear power plant for an additional 20 years. It evaluates
23 92 environmental issues using a three-level standard of significance—SMALL, MODERATE, or
24 LARGE—based on Council on Environmental Quality guidelines. These significance levels are
25 as follows:
26

27 SMALL: Environmental effects are not detectable or are so minor that they will neither
28 destabilize nor noticeably alter any important attribute of the resource.
29

30 MODERATE: Environmental effects are sufficient to alter noticeably, but not to
31 destabilize, important attributes of the resource.
32

33 LARGE: Environmental effects are clearly noticeable and are sufficient to destabilize
34 important attributes of the resource.
35

36 For 69 of the 92 issues considered in the GEIS, the analysis in the GEIS shows the following:
37

- 38 (1) The environmental impacts associated with the issue have been determined to apply either
39 to all plants or, for some issues, to plants having a specific type of cooling system or other
40 plant or site characteristics.

(2) A single significance level (i.e., SMALL, MODERATE, or LARGE) has been assigned to the impacts (except for collective offsite radiological impacts from the fuel cycle and from high-level waste and spent fuel disposal).

(3) Mitigation of adverse impacts associated with the issue has been considered in the analysis, and it has been determined that additional plant-specific mitigation measures are likely not to be sufficiently beneficial to warrant implementation.

These 69 issues are identified in the GEIS as Category 1 issues. In the absence of significant new information, the staff relied on conclusions as amplified by supporting information in the GEIS for issues designated Category 1 in 10 CFR Part 51, Subpart A, Appendix B, Table B-1.

Of the 23 issues not meeting the criteria set forth above, 21 are classified as Category 2 issues requiring analysis in a plant-specific supplement to the GEIS. The remaining two issues, environmental justice and chronic effects of electromagnetic fields, are not categorized. Environmental justice was not evaluated on a generic basis and must also be addressed in a plant-specific supplement to the GEIS. Information on the chronic effects of electromagnetic fields was not conclusive at the time the GEIS was prepared.

This draft SEIS documents the staff's evaluation of all 92 environmental issues considered in the GEIS. The staff considered the environmental impacts associated with alternatives to license renewal and compared the environmental impacts of license renewal and the alternatives. The alternatives to license renewal that are considered include the no-action alternative (not renewing the ANO-1 operating license) and alternative methods of power generation. Among the alternative methods of power generation, coal-fired and gas-fired generation appear the most likely if the power from ANO-1 is replaced. These alternatives are evaluated assuming that the replacement power generation plant is located at either the ANO-1 site or an unspecified "greenfield" site.

Entergy and the staff have established independent processes for identifying and evaluating the significance of any new information on the environmental impacts of license renewal. Neither Entergy nor the staff has identified any significant new information related to Category 1 issues that would call into question the conclusions in the GEIS. Similarly, neither Entergy nor the staff has identified any new issue applicable to ANO-1 that has a significant environmental impact. Therefore, the staff relies upon the conclusions of the GEIS for all 69 Category 1 issues.

The staff has reviewed the Entergy analysis for each Category 2 issue and has conducted an independent review of each issue. Five Category 2 issues are not applicable because they are related to plant design features or site characteristics not found at ANO-1. Four Category 2 issues are not discussed in this draft SEIS because they are specifically related to

Executive Summary

1 refurbishment. Five additional Category 2 issues and environmental justice apply to both
2 refurbishment and to operation during the renewal term are only discussed in relation to
3 operation during the renewal term. Entergy has stated that their evaluation of structures and
4 components, as required by 10 CFR 54.21, did not identify any major plant refurbishment
5 activities or modifications necessary to support the continued operation of ANO-1 beyond the
6 end of the existing operating license. In addition, routine replacement of components or
7 additional inspection activities are within the bounds of normal plant component replacement
8 and, therefore, are not expected to affect the environment outside of the bounds of the plant
9 operations evaluated in the *Final Environmental Statement* for ANO-1.

10
11 Twelve Category 2 issues, as well as environmental justice and chronic effects of electro-
12 magnetic fields, are discussed in detail in this draft SEIS. For all 12 Category 2 issues and
13 environmental justice, the staff concludes that the potential environmental effects are of SMALL
14 significance in the context of the standards set forth in the GEIS. In addition, the staff
15 determined that a consensus has not been reached by appropriate Federal health agencies that
16 there are adverse effects from electromagnetic fields. Therefore, no further evaluation of this
17 issue is required. For severe accident mitigation alternatives (SAMAs), the staff concludes that
18 a reasonable, comprehensive effort was made to identify and evaluate SAMAs. Although one
19 cost-beneficial SAMA was identified, the SAMA does not relate to adequately managing the
20 effects of aging during the period of extended operation and, therefore, need not be imple-
21 mented as part of license renewal pursuant to 10 CFR Part 54.

22
23 Mitigation measures were considered for each Category 2 issue. Current measures to mitigate
24 environmental impacts of plant operation were found to be adequate, and no additional mitiga-
25 tion measures were deemed sufficiently beneficial to be warranted. In addition, no new issues
26 that were not considered in the GEIS have been identified.

27
28 In the event that the ANO-1 operating license is not renewed and the unit ceases to operate on
29 or before the expiration of its current operating license, the adverse impacts of likely alterna-
30 tives will not be smaller than those associated with continued operation of ANO-1. The impacts
31 may, in fact, be greater in some areas.

32
33 The NRC staff's preliminary recommendation is that the Commission determine that the
34 adverse environmental impacts of license renewal for ANO-1 are not so great that preserving
35 the option of license renewal for energy planning decisionmakers would be unreasonable. This
36 recommendation is based on (1) the analysis and findings in the GEIS; (2) the ER submitted by
37 Entergy; (3) consultation with other Federal, State, and local agencies; (4) the staff's own
38 independent review; and (5) the staff's consideration of public comments received during the
39 scoping process.

Abbreviations/Acronyms

1		
2		
3		
4	ac	alternating current
5	ADEQ	Arkansas Department of Environmental Quality
6	ADH	Arkansas State Board of Health
7	AEA	Atomic Energy Act of 1954
8	AEC	U.S. Atomic Energy Commission
9	AFW	auxiliary feedwater
10	AGFC	Arkansas Game and Fish Commission
11	ALARA	as low as reasonably achievable
12	ALI	annual limits on intake
13	ANHC	Arkansas Natural Heritage Commission
14	ANO	Arkansas Nuclear One
15	ANO-1	Arkansas Nuclear One, Unit 1
16	ANO-2	Arkansas Nuclear One, Unit 2
17	AOC	averted offsite property damage cost
18	AOE	averted occupational exposure
19	AOSC	averted onsite cost
20	APE	averted public exposure
21	APCC	Arkansas Pollution Control Commission
22	ASHPO	Arkansas State Historic Preservation Office
23	ASWCC	Arkansas Soil and Water Conservation Commission
24	ATWS	anticipated transient without scram
25	AX	accident sequence
26		
27	Btu	British thermal unit
28	BWST	borated water storage tank
29		
30	CD	core damage
31	CDF	core damage frequency
32	CEQ	Council on Environmental Quality
33	CFR	Code of Federal Regulations
34	cm	centimeter
35	CO	carbon monoxide
36	CO ₂	carbon dioxide
37	CoE	U.S. Army Corps of Engineers
38	COE	cost of enhancement
39	CWA	Clean Water Act
40		
41		

Abbreviations and Acronyms

1	DAW	dry active waste
2	DBA	design basis accident
3	dc	direct current
4	DG	diesel generator
5	DOE	U.S. Department of Energy
6	DOT	U.S. Department of Transportation
7		
8	EDG	emergency diesel generator
9	EFW	emergency feedwater
10	EIS	environmental impact statement
11	ELF-EMF	extremely low frequency-electromagnetic field
12	EOP	emergency operating procedure
13	EPA	U.S. Environmental Protection Agency
14	ER	environmental report
15	ESRP	Environmental Standard Review Plan for License Renewal
16		
17	FES	final environmental statement
18	FERC	Federal Energy Regulatory Commission
19	FR	Federal Register
20	FSAR	final safety analysis report
21	ft	feet
22	FWPCA	Federal Water Pollution Control Act (also known as the Clean Water Act)
23	FWS	U.S. Fish and Wildlife Service
24		
25	GEIS	Generic Environmental Impact Statement
26	gpd	gallons per day
27	gpm	gallons per minute
28	GTGs	gas turbine generators
29	GWPS	gaseous waste processing system
30		
31	ha	hectare
32	HEPA	high-efficiency particulate air (filter)
33	HLW	high-level waste
34	HS AW	high specific activity waste
35	HVAC	heating, ventilation, and air conditioning
36	HX	heat exchanger
37		
38	IA	instrument air
39	ICW	intermediate cooling water
40	in.	inch

Abbreviations and Acronyms

1	IPA	integrated plant assessment
2	IPE	individual plant examination
3	IPEEE	individual plant examination for external events
4	ISFSI	independent spent fuel storage installation
5	ISLOCA	interfacing system loss-of-coolant accident
6		
7	J	Joule
8		
9	kg	kilogram
10	km	kilometer
11	kV	kilovolt
12		
13	L	liter
14	LOCA	loss-of-coolant accident
15	LOSP	loss of offsite power
16	LWR	light-water reactor
17		
18	m	meter
19	mA	milliampere
20	mi	mile
21	mL	milliliter
22	MT	metric ton (or tonne)
23	MTU	metric ton-uranium
24	MWd	megawatt-day
25	MW(e)	megawatt(electric)
26	MWh	megawatt-hour
27	MW(t)	megawatt(thermal)
28	mGy	milligray
29	MSIVs	main steam isolation valves
30	mSv	millisievert
31		
32	NA	not applicable
33	NAS	National Academy of Sciences
34	NEPA	National Environmental Policy Act of 1969
35	NESC	National Electric Safety Code
36	NIEHS	National Institute of Environmental Health Sciences
37	NO _x	oxide(s) of nitrogen
38	NPDES	National Pollutant Discharge Elimination System
39	NRC	U.S. Nuclear Regulatory Commission
40	NRR	Office of Nuclear Reactor Regulation

Abbreviations and Acronyms

1	ODCM	Offsite Dose Calculation Manual
2	OL	operating license
3		
4	personSv	person Sievert
5	PM _{2.5}	particulate matter having a diameter of 2.5 microns or less
6	PM ₁₀	particulate matter having a diameter of 10 microns or less
7	PORV	power operated relief valve
8	PSA	probabilistic safety assessment
9	PSI	pollutant standards index
10		
11	RAI	request for additional information
12	RCP	reactor coolant pump
13	RCRA	Resource Conservation and Recovery Act of 1976
14	REMP	radiological environmental monitoring program
15	RHR	residual heat removal
16	RRW	risk reduction worth
17	RW	river water
18		
19	7Q10	once-in-10-year weekly minimum flow
20	SCR	selective catalytic reduction
21	SAMA	severe accident mitigation alternative
22	SBO	station blackout
23	SEIS	supplemental environmental impact statement
24	SGs	steam generators
25	SGTR	steam generator tube rupture
26	SO ₂	sulfur dioxide
27	SO _x	oxide(s) of sulfur
28	SRWP	Solid Radioactive Waste Program
29		
30	TDP	turbine-driven pump
31	TVA	Tennessee Valley Authority
32		
33	W	watt
34		
35	yr	year

1.0 Introduction

Entergy Operations, Inc. (Entergy)^(a) operates Arkansas Nuclear One (ANO), Units 1 (ANO-1) and 2 (ANO-2) in west-central Arkansas under operating licenses (OLs) DPR-51 and NPF-6, issued by the U.S. Nuclear Regulatory Commission (NRC). These OLs will expire in 2014 for Unit 1 and 2018 for Unit 2. By letter dated January 31, 2000, Entergy submitted an application to the NRC to renew the ANO-1 OL for an additional 20 years under Title 10 of the Code of Federal Regulations Part 54 (10 CFR Part 54). A separate application will be submitted for ANO-2. Entergy is a *licensee* for the purposes of its current OLs and an *applicant* for the renewal of the OL.

The National Environmental Policy Act of 1969 (NEPA) requires an environmental impact statement (EIS) for major Federal actions significantly affecting the quality of the human environment. As provided in the *Generic Environmental Impact Statement for License Renewal of Nuclear Plants* (GEIS), NUREG-1437 (NRC 1996; 1999),^(b) under NRC's environmental protection regulations in 10 CFR Part 51 implementing NEPA, renewal of a nuclear power plant operating license is identified as a major Federal action significantly affecting the quality of the human environment. Therefore, an EIS is required for a plant license renewal review. The EIS requirements for a plant-specific license renewal review are specified in 10 CFR Part 51. Pursuant to 10 CFR 54.23 and 51.53(c), Entergy submitted an Environmental Report (ER) (Entergy 2000a) in which Entergy analyzed the environmental impacts associated with the proposed action, considered alternatives to the proposed action, and evaluated any alternatives for reducing adverse environmental effects.

As part of NRC's evaluation of the application for license renewal, the NRC staff is required under 10 CFR Part 51 to prepare an EIS for the proposed action, issue the statement in draft form for public comment, and issue a final statement after considering public comments on the draft. This report is the draft plant-specific supplement to the GEIS, that is, the Supplemental Environmental Impact Statement (SEIS), for the Entergy license renewal application for ANO-1. The staff will also prepare a separate safety evaluation report in accordance with 10 CFR Part 54.

The following sections in this introduction describe the background and the process used by the staff to assess the environmental impacts associated with license renewal, describe the proposed Federal action, discuss the purpose and need for the proposed action, and present

(a) Entergy Operations, Inc. holds the license for the ANO Units 1 and 2. Entergy Operations, Inc. is an operating subsidiary of the Entergy Corporation. Entergy Arkansas, Inc., is the owner of ANO Units 1 and 2.

(b) The GEIS was originally issued in 1996. Addendum 1 to the GEIS was issued in 1999. Hereafter, all references to the "GEIS" include the GEIS and its Addendum 1.

Introduction

the status of compliance with environmental quality standards and requirements that have been imposed by Federal, State, regional, and local agencies having responsibility for environmental protection. Chapter 2 describes the site, power plant, and interactions of the plant with the environment. Chapters 3 and 4 discuss the potential environmental impacts of plant refurbishment and plant operation during the renewal term, respectively. Chapter 5 contains an evaluation of potential environmental impacts of plant accidents and includes consideration of severe accident mitigation alternatives. Chapter 6 discusses the uranium fuel cycle and solid waste management, and Chapter 7 discusses decommissioning. The alternatives to license renewal are considered in Chapter 8. Finally, Chapter 9 summarizes the findings of the prior chapters, draws conclusions related to the adverse impacts that cannot be avoided (the relationship between short-term uses of man's environment and the maintenance and enhancement of long-term productivity, and the irreversible or irretrievable commitments of resources), and presents the preliminary recommendation of the staff with respect to the proposed action. Additional information is included in Appendices. Appendix A is reserved for comments on this draft supplement to the GEIS. Appendix B lists preparers of this supplement, and Appendix C lists the chronology of correspondence between NRC and Entergy with regard to this supplement. The remaining appendices are identified in subsequent sections.

Generic Environmental Impact Statement

The NRC initiated a generic assessment of the environmental impacts associated with the license renewal term to improve the efficiency of the license renewal process by documenting the assessment results and codifying the results in the Commission's regulations. This assessment is provided in the GEIS. The GEIS serves as the principal reference for all nuclear power plant license renewal EISs.

The GEIS documents the results of the systematic approach that was taken to evaluate the environmental consequences of renewing the licenses of individual nuclear power plants and operating them for an additional 20 years. For each potential environmental issue, the GEIS (1) described the activity that affects the environment, (2) identified the population or resource that is affected, (3) assessed the nature and magnitude of the impact on the affected population or resource, (4) characterized the significance of the effect for both beneficial and adverse effects, (5) determined whether the results of the analysis applied to all plants, and (6) considered whether additional mitigation measures would be warranted for impacts that would have the same significance level for all plants.

The NRC established its standard of significance using the Council on Environmental Quality terminology for "significantly" (40 CFR 1508.27) for assessing environmental issues. Using the Council on Environmental Quality guidelines, the NRC established three significance levels as follows:

SMALL: Environmental effects are not detectable or are so minor that they will neither destabilize nor noticeably alter any important attribute of the resource.

MODERATE: Environmental effects are sufficient to alter noticeably, but not to destabilize, important attributes of the resource.

LARGE: Environmental effects are clearly noticeable and are sufficient to destabilize important attributes of the resource.

The GEIS assigned a significance level to each environmental issue. In assigning these levels, it was assumed that ongoing mitigation measures would continue.

The GEIS included a determination of whether the analysis of the environmental issue could be applied to all plants and whether additional mitigation measures would be warranted. Issues were then assigned a Category 1 or a Category 2 designation. As set forth in the GEIS, **Category 1** issues are those that meet all of the following criteria:

- (1) The environmental impacts associated with the issue have been determined to apply either to all plants or, for some issues, to plants having a specific type of cooling system or other specified plant or site characteristics.
- (2) A single significance level (i.e., SMALL, MODERATE, or LARGE) has been assigned to the impacts (except for collective offsite radiological impacts from the fuel cycle and from high-level waste and spent fuel disposal).
- (3) Mitigation of adverse impacts associated with the issue has been considered in the analysis, and it has been determined that additional plant-specific mitigation measures are not likely to be sufficiently beneficial to warrant implementation.

For issues that meet the three Category 1 criteria, no additional plant-specific analysis is required unless new and significant information is identified.

Category 2 issues are those that do not meet one or more of the criteria of Category 1, and, therefore, additional plant-specific review for these issues is required.

Introduction

1 In the GEIS, the staff assessed 92 environmental issues and determined that 69 qualified as
2 Category 1 issues, 21 qualified as Category 2 issues, and two issues were not categorized.
3 The latter two issues, environmental justice and chronic effects of electromagnetic fields, are to
4 be addressed in a plant-specific analysis. Of the 92 issues, 10 are related to refurbishment, 74
5 are related to operations during the renewal term, and 8 apply to both refurbishment and
6 operations during the renewal term. A summary of the findings for all 92 issues of the GEIS is
7 codified in 10 CFR Part 51, Subpart A, Appendix B, Table B-1.

8 9 **License Renewal Evaluation Process**

10
11 An applicant seeking to renew its operating license is required to submit an ER as part of its
12 application. This ER must provide an analysis of the issues listed as Category 2 in
13 10 CFR Part 51, Subpart A, Appendix B, Table B-1 in accordance with 10 CFR 51.53(c)(3)(ii).
14 The ER must include a discussion of actions to mitigate adverse impacts associated with the
15 proposed action and environmental impacts of alternatives to the proposed action. In
16 accordance with 10 CFR 51.53(c)(2), the ER need not consider the economic benefits and
17 costs of the proposed action and alternatives to the proposed action except insofar as such
18 benefits and costs are either essential for determination regarding the inclusion of an alternative
19 in the range of alternatives considered or relevant to mitigation. Section 51.53(c)(2) also
20 provides that certain other issues, including the need for power and other issues not related to
21 the environmental effects of the proposed action, need not be considered in the ER. In
22 addition, the ER need not discuss any aspect of the storage of spent fuel within the scope of
23 the generic determination in 10 CFR 51.23(a) in accordance with 10 CFR 51.23(b). Pursuant to
24 10 CFR 51.53(c)(3)(iii) and (iv), the ER is not required to contain an analysis of any Category 1
25 issues unless there is significant new information on a specific issue. New and significant
26 information is (1) information that identifies a significant environmental issue not covered in the
27 GEIS and codified in 10 CFR Part 51, Subpart A, Appendix B, Table B-1, or (2) information that
28 was not considered in the analyses summarized in the GEIS and that leads to an impact finding
29 different from that codified in 10 CFR Part 51.

30
31 In preparing to submit its application to renew the ANO-1 operating license, Entergy developed
32 a process to ensure that new and significant information regarding the environmental impacts of
33 license renewal for ANO-1 would be properly reviewed before submitting the ER and to ensure
34 that new and significant information related to renewal of the ANO-1 license would be identified,
35 reviewed, and addressed during the period of NRC review. Entergy reviewed the Category 1
36 issues appearing in 10 CFR Part 51, Subpart A, Appendix B, Table B-1, to verify that the
37 conclusions of the GEIS remained valid with respect to ANO-1. To conduct this review, Entergy
38 established an investigative team from ANO and corporate headquarters that was knowledge-
39 able in plant systems, site environment, plant environment, and plant environmental issues.
40 Entergy also contracted with an organization that was familiar with NEPA issues and the

1 scientific disciplines involved in the preparation of a license renewal ER to assist Entergy with
2 the review of new and significant information.

3
4 The NRC staff also has a process for identifying new and significant information. That process
5 is described in detail in the *Standard Review Plans for Environmental Reviews for Nuclear*
6 *Power Plants, Supplement 1: Operating License Renewal*, NUREG-1555, Supplement 1 (NRC
7 2000b). The search for new information includes a review of an applicant's ER and the process
8 for discovering and evaluating the significance of new information; review of records of public
9 meetings and correspondence; review of environmental quality standards and regulations
10 coordination with Federal, State, and local environmental protection and resource agencies;
11 and review of the technical literature. Any new information discovered by the staff is evaluated
12 for significance using the criteria set forth in the GEIS. For Category 1 issues where new and
13 significant information is identified, reconsideration of the conclusions for those issues is limited
14 in scope to the assessment of the relevant new and significant information; the scope of the
15 assessment does not include other facets of the issue that are not affected by the new
16 information. Neither Entergy nor the staff has identified any new issue applicable to ANO-1 that
17 has a significant environmental impact.

18
19 The discussion of the environmental issues considered in the GEIS that are applicable to
20 ANO-1 is found in Chapters 3 through 7. At the beginning of the discussion of each set of
21 issues, there is a table that identifies the issues to be addressed and lists the sections in the
22 GEIS where the issue is discussed. Category 1 and Category 2 issues are listed in separate
23 tables. For Category 1 issues for which there is no new and significant information, the table is
24 followed by short paragraphs that state the GEIS conclusion codified in 10 CFR Part 51,
25 Subpart A, Appendix B, Table B-1, followed by the staff's analysis and conclusion. For
26 Category 2 issues, in addition to the list of GEIS sections where the issue is discussed, the
27 tables list the subparagraph of 10 CFR 51.53(c)(3)(ii) that describes the analysis required and
28 the SEIS sections where the analysis is presented. The SEIS sections discussing the
29 Category 2 issues are listed immediately following the table.

30
31 The NRC prepares an independent analysis of the environmental impacts of license renewal as
32 well as a comparison of these impacts to the environmental impacts of alternatives. The
33 evaluation of Entergy's license renewal application began with publication of a notice of
34 acceptance for docketing and opportunity for a hearing in the Federal Register (FR)
35 (65 FR 11609, March 3, 2000). The staff published a notice of intent to prepare an EIS and
36 conduct scoping (65 FR 13061, March 10, 2000). Two public scoping meetings were held on
37 April 4, 2000, in Russellville, Arkansas. Comments received during the scoping meetings are
38 summarized in the *Environmental Impact Statement Scoping Process: Summary Report -*
39 *Arkansas Nuclear One Unit 1, Russellville, Arkansas*, August 21, 2000 (NRC 2000a).

Introduction

1 The staff visited ANO-1 on April 4-6, 2000, reviewed the comments received during scoping,
2 and consulted with Federal, State, regional, and local agencies. A list of the organizations
3 consulted is provided in Appendix D of this document. Other documents related to ANO-1 were
4 also reviewed and are referenced.

5
6 The staff followed the review guidance contained in the *Standard Review Plans for*
7 *Environmental Reviews for Nuclear Power Plants, Supplement 1: Operating License Renewal,*
8 *NUREG-1555, Supplement 1 (NRC 2000b).* The staff issued requests for additional information
9 (RAIs) to Entergy by letters dated April 12 and June 5, 2000 (NRC 2000c; 2000d). Entergy
10 provided its responses in letters dated June 26 and July 31, 2000 (Entergy 2000b; 2000c). The
11 staff reviewed this information and incorporated it into its analysis. The preliminary results of
12 the staff evaluation and recommendation are contained in this draft SEIS.

13
14 On the date of publication of the U.S. Environmental Protection Agency Notice of Filing of the
15 draft SEIS, a 75-day comment period will begin to allow members of the public to comment on
16 the preliminary results of the NRC staff's review. During this comment period, two public
17 meetings will be held in Russellville, Arkansas, in November 2000. During these meetings, the
18 staff will describe the preliminary results of the NRC environmental review and answer
19 questions related to it to provide members of the public with information to assist them in
20 formulating their comments.

21
22 This report presents the staff's draft analysis that considers and weighs the environmental
23 effects of the proposed renewal of the ANO-1 license, the environmental impacts of alternatives
24 to license renewal, and alternatives available for avoiding adverse environmental effects. The
25 staff will consider the comments that are received during the comment period. The disposition
26 of these comments will be addressed in Appendix A of the final SEIS. The staff may modify the
27 analysis set forth in this draft SEIS to address certain comments, if appropriate.

1.1 The Proposed Federal Action

28
29
30
31 The proposed Federal action is renewal of the operating license for ANO-1. ANO-1 is located
32 in southwestern Pope County, Arkansas, approximately 91 km (57 mi) northwest of Little Rock,
33 Arkansas and 109 km (68 mi) east of Fort Smith, Arkansas. The plant has two units; however,
34 only ANO-1 is described in the license renewal application. ANO-1 is a pressurized light-water
35 reactor, with a design rating for net electrical power output of 836 megawatts electric (MW[e]).
36 Plant cooling is provided by a once-through heat dissipation system into Lake Dardanelle. Lake
37 Dardanelle is a reservoir made by the Dardanelle Lock and Dam on the Arkansas River. The
38 Dardanelle project was completed primarily to aid in navigation; however, it was soon
39 determined to be a good location for the ANO site. The current operating license for ANO-1

1 expires on May 20, 2014. By letter (Entergy 2000a), Entergy submitted an application to renew
2 the operating license for an additional 20 years of operation (i.e., until May 20, 2034).
3

4 **1.2 Purpose and Need for the Action**

5
6 Although a licensee must have a renewed license to operate a plant beyond the term of the
7 existing operating license, the possession of that license is just one of a number of conditions
8 that must be met for the licensee to continue plant operation during the term of the renewed
9 license. Once an OL is renewed, State regulatory agencies and the owners of the plant will
10 ultimately decide whether the plant will continue to operate, based on factors such as the need
11 for power or other matters within the State's jurisdiction or the purview of the owners.
12

13 Thus, for license renewal reviews, the Commission has adopted the following definition of
14 purpose and need (GEIS, Section 1.3):
15

16 The purpose and need for the proposed action (renewal of an operating license) is to
17 provide an option that allows for power generation capability beyond the term of a current
18 nuclear power plant operating license to meet future system generating needs, as such
19 needs may be determined by State, utility, and where authorized, Federal (other than NRC)
20 decisionmakers.
21

22 This definition of purpose and need reflects the Commission's recognition that, unless there are
23 findings in the safety review required by the Atomic Energy Act of 1954, as amended, or
24 findings in the NEPA environmental analysis that would lead the NRC to reject a license
25 renewal application, the NRC does not have a role in the energy planning decisions of State
26 regulators and utility officials as to whether a particular nuclear power plant should continue to
27 operate. From the perspective of the licensee and the State regulatory authority, the purpose
28 of renewing an operating license is to maintain the availability of the nuclear plant to meet
29 system energy requirements beyond the current term of the plant's license.
30

31 **1.3 Compliance and Consultations**

32
33 Entergy is required to hold certain Federal, State, and local environmental permits, as well as
34 meet relevant Federal and State statutory requirements. Entergy provided a list in its ER of the
35 status of authorizations from Federal, State, and local authorities for current operations as well
36 as environmental approvals and consultations associated with ANO-1 license renewal. Authori-
37 zations most relevant to the proposed license renewal action are summarized in Table 1-1.
38
39

Introduction

Table 1-1. Federal, State, and Local Authorizations

Agency	Authority	Requirement	License Permit Number	Permit Expiration or Consultation Date	Activity Covered
NRC	Atomic Energy Act, 10 CFR Part 50	Operating license	DPR-51	May 20, 2014	Operation of ANO Unit 1
FWS	Endangered Species Act, Section 7	Consultation		August 7, 1997 October 1, 1999	
CoE	Title 10 USC Section 2668	Dardanelle water use agreement	DACW03-71-0002	NA	--
CoE	Rivers and Harbors Act, Section 10		Nationwide Permit No. 00241-6	September 30, 2001	--
CoE	FWPCA, Section 404	Dredging permit	00241-5	NA	Dredging of intake canal as needed
DOT	Hazardous Materials Transportation Act	--	--	June 30, 2001	--
ADEQ	FWPCA	State discharge permit	AR0001392	October 31, 2002	Sewage wastewater and emergency cooling water ponds
ADEQ	Clean Air Act, Section 112	Air discharge permit	0090-AR-2	NA	Diesel generators, plant heating boiler
ADEQ	RCRA-Subtitle I	Petroleum storage tank registration	58000008 58000009	July 31, 2001 July 31, 2001	Diesel fuel storage
ASHPO	National Historic Preservation Act, Section 106	Consultation	NA	Letter from ASHPO dated March 30, 1998	Operation during the renewal term
ASWCC	Arkansas Soil and Water Conservation Commission	Water use registration	4124	NA	--

ADEQ – Arkansas Department of Environmental Quality
 ASHPO – Arkansas State Historic Preservation Office
 ASWCC – Arkansas Soil and Water Conservation Commission
 CoE – U.S. Army Corps of Engineers
 DOT – U. S. Department of Transportation
 FWPCA – Federal Water Pollution Control Act of 1977 (also known as the Clean Water Act)
 FWS – U.S. Fish and Wildlife Service
 RCRA – Resource Conservation and Recovery Act of 1976
 NA – Not applicable.

1 The staff reviewed the list and has consulted with the appropriate Federal, State, and local
2 agencies to identify any compliance or permit issues or significant environmental issues of
3 concern to the reviewing agencies. Agency interactions did not identify any new and significant
4 environmental issues. Correspondence related to these consultations are provided in
5 Appendix E. The staff has also not identified any new and significant environmental issues.
6

7 **1.4 References**

8
9 10 CFR Part 50, "Domestic licensing of production and utilization facilities."

10
11 10 CFR Part 51, "Environmental protection regulations for domestic licensing and related
12 regulatory functions."

13
14 10 CFR 51.23, "Temporary storage of spent fuels after cessation of reactor operation – generic
15 determination of no significant environmental impact."

16
17 10 CFR 51.53, "Postconstruction environmental reports."

18
19 10 CFR 51.53(c), "Operating license renewal stage."

20
21 10 CFR Part 51, Subpart A, Appendix B, Table B-1, "Summary of Findings on NEPA Issues for
22 License Renewal of Nuclear Power Plants."

23
24 10 CFR Part 54, "Requirements for renewal of operating licenses for nuclear power plants."

25
26 10 CFR 54.23, "Contents of application - environmental information."

27
28 40 CFR 1508.27, "Terminology and Index - 'Significantly'."

29
30 10 USC 2668, Armed Forces, "Easements of rights-of-way."

31
32 65 FR 11609, "Notice of Acceptance for Docketing of the Application and Notice of Opportunity
33 for a Hearing Regarding Renewal of License No. DPR-51 for an Additional Twenty-Year
34 Period." March 3, 2000.

35
36 65 FR 13061, "Notice of Intent to Prepare an Environmental Impact Statement and Conduct
37 Scoping Process." March 10, 2000.

38
39 Atomic Energy Act of 1954, as amended, 42 USC 2011, et seq.
40

Introduction

1 Clean Air Act of 1970, as amended, 42 USC 7401 et seq.

2
3 Endangered Species Act of 1973, as amended, 16 USC 1531, et seq.

4
5 Entergy Operations Inc. 2000a. Letter from C. Randy Hutchinson, Vice President, Operations
6 ANO, to U.S. Nuclear Regulatory Commission. Subject: License Renewal Application -
7 Arkansas Nuclear One, Unit 1. Dated January 31, 2000. (Contains the Entergy Environmental
8 Report [ER]).

9
10 Entergy Operations Inc. 2000b. Letter from Jimmy D. Vandergrift, Director, Nuclear Safety
11 Assurance. Subject: Arkansas Nuclear One - Unit 1, Docket No. 50-313, License No. DPR-51,
12 Environmental Report RAIs. Dated June 26, 2000.

13
14 Entergy Operations Inc. 2000c. Letter from Jimmy D. Vandergrift, Director, Nuclear Safety
15 Assurance, Subject: Arkansas Nuclear One - Unit 1, Docket No. 50-313, License No. DPR-51,
16 License Renewal Application RAIs (TAC Nos. MA8054 and MA8055). Dated July 31, 2000.

17
18 Federal Water Pollution Control Act of 1977, as amended, 33 USC 1251, et seq. (also known
19 as the Clean Water Act).

20
21 Hazardous Materials Transportation Act of 1975 as amended, 40 USC 1811, et. seq.

22
23 National Environmental Policy Act of 1969, as amended, 42 USC 4321, et seq.

24
25 National Historic Preservation Act of 1966, as amended, 16 USC 470, et seq.

26
27 Resource Conservation and Recovery Act of 1976, 42 USC 6901

28
29 U.S. Nuclear Regulatory Commission (NRC). 1996. *Generic Environmental Impact Statement*
30 *for License Renewal of Nuclear Plants*, NUREG-1437. Washington, D.C.

31
32 U.S. Nuclear Regulatory Commission (NRC). 1999. *Generic Environmental Impact Statement*
33 *for License Renewal of Nuclear Plants, Main Report, Section 6.3 - Transportation, Table 9.1,*
34 *Summary of findings on NEPA issues for license renewal of nuclear power plants,*
35 *NUREG-1437 Vol. 1, Addendum 1.* Washington, D.C.

36
37 U.S. Nuclear Regulatory Commission (NRC). 2000a. *Environmental Impact Statement*
38 *Scoping Process: Summary Report - Arkansas Nuclear One Unit 1, Russellville, Arkansas.*
39 *Washington, D.C. Dated August 21, 2000.*

1 U.S. Nuclear Regulatory Commission (NRC). 2000b. *Standard Review Plans for*
2 *Environmental Reviews for Nuclear Power Plants, Supplement 1: Operating License Renewal*,
3 NUREG-1555, Supplement 1. Washington, D.C.

4
5 U.S. Nuclear Regulatory Commission (NRC). 2000c. Letter from U.S. NRC to C. Anderson,
6 Entergy Operations Inc. Subject: Request for Additional Information for the Review of
7 Arkansas Nuclear One Unit 1 Environmental Report Associated with License Renewal-SAMA.
8 Dated April 12, 2000.

9
10 U.S. Nuclear Regulatory Commission (NRC). 2000d. Letter from U.S. NRC to C. Anderson,
11 Entergy Operations Inc. Subject: Request for Additional Information for the Review of
12 Arkansas Nuclear One Unit 1 Environmental Report Associated with License Renewal-SAMA.
13 Dated June 5, 2000.

2.0 Description of Nuclear Power Plant and Site and Plant Interaction with the Environment

Arkansas Nuclear One, Unit 1 (ANO-1) is located near Interstate 40 on a peninsula formed by Lake Dardanelle in southwestern Pope County, Arkansas, approximately 109 km (68 mi) east of Fort Smith, Arkansas, and about 91 km (57 mi) northwest of Little Rock, Arkansas. The town of Russellville, Arkansas, is about 10 km (6 mi) east-southeast of the site. The site is in the west-central part of the State, approximately 112 km (70 mi) east of the Oklahoma border and the same distance south from the Missouri border, as shown in Figure 2-1. ANO is a two-unit plant, but only ANO-1 has currently submitted an application for license renewal. ANO-1 is equipped with a nuclear steam supply system manufactured by Babcock and Wilcox that uses a pressurized light-water reactor (LWR) and once-through cooling with water from Lake Dardanelle. The electricity generated is transferred to the switchyards located at the ANO site. ANO-1 has a design rating for net electrical power output of 850 megawatts electric (MW[e]), and rated at 836 MW(e) power. Descriptions of the plant and its environs follow in Section 2.1, and the plant's interaction with the environment is presented in Section 2.2.

2.1 Plant and Site Description and Proposed Plant Operation During the Renewal Term

ANO-1 is located on 471 ha (1164 acres) in a rural part of west-central Arkansas. Figure 2-1 shows the location of ANO-1 in Arkansas. The site is surrounded by an exclusion area of 1-km (0.7-mi) radius as shown in Figure 2-2. Entergy owns most of the property on the peninsula. The property that is not owned by Entergy is privately owned.

The region surrounding ANO-1 was identified in the *Generic Environmental Impact Statement for License Renewal of Nuclear Plants* (GEIS), NUREG-1437 (NRC 1996; 1999)^(a) as having a low population density. Approximately 1313 persons comprise the non-outage work force at ANO. Normally, there are 1145 Entergy employees onsite. The remaining 168 persons are baseline contractor employees. The plant is located near the towns of London and Russellville, Arkansas. The ANO site is located on a peninsula formed by Lake Dardanelle, and three sides of the site are surrounded by lake water. Outside of the property line on the southern end of the peninsula, the majority of the land area is forest, with pasture, cropland, and residential development, each contributing significant proportions to land use.

(a) The GEIS was originally issued in 1996. Addendum 1 to the GEIS was issued in 1999. Hereafter, all references to the "GEIS" include the GEIS and its Addendum 1.

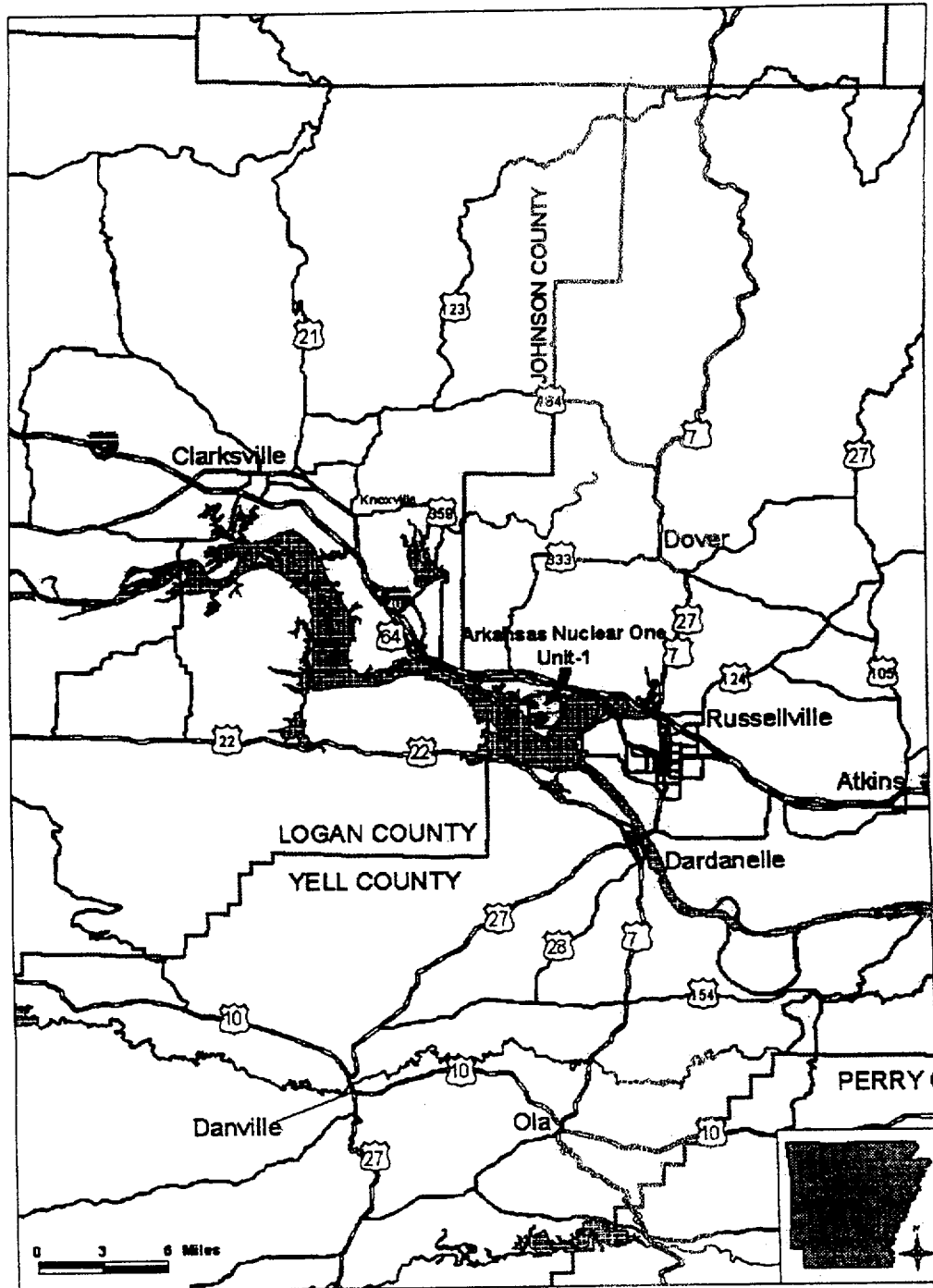


Figure 2-1. Location of Arkansas Nuclear One

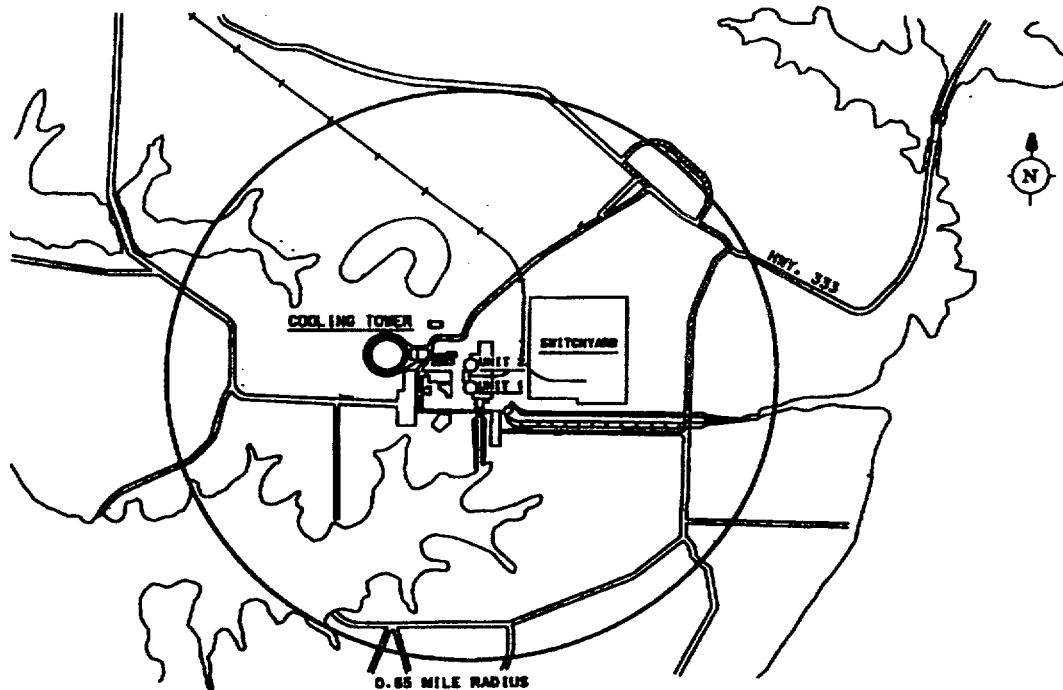


Figure 2-2. Arkansas Nuclear One - Exclusion Area

The property consists primarily of meadows, with surface elevations ranging from about 120 m (400 ft) to 150 m (500 ft) on the peninsula. The site has excellent natural drainage. Surface runoff from the site is collected in storm water drains, the intake canal, and the emergency cooling pond where it is discharged to Lake Dardanelle. The average annual rainfall at the site area is approximately 122 cm (48 in.).

Lake Dardanelle is part of the Arkansas River and is 80 km (50 mi) long. The lake was created as part of the multi-purpose project for improvement of the Arkansas River by the construction of the Dardanelle Lock and Dam. The Dardanelle Lock and Dam facilitates navigation on the river and provides for generation of hydroelectric power, as well as recreation and fish and wildlife resources. The lake was one of 17 impoundments built along the Arkansas River to provide a 724-km (450-mi) navigable channel from the Mississippi River to Catoosa, Oklahoma. Lake Dardanelle is over 18 m (60 ft) deep at its lower end, averaging 3 m (10 ft). The lake has a surface area of approximately 14,975 ha (37,000 acres) and a storage capacity of $6 \times 10^8 \text{ m}^3$ (486,000 acre-ft). ANO is located about 9.5 km (6 mi) upstream from the Dardanelle Dam. The Arkansas River Navigation Channel is about 2.2 km (1.4 mi) south of the reactor buildings.

2.1.1 External Appearance and Setting

The cooling tower for ANO-2 is the most distinctive feature of the ANO site and can be seen from a considerable distance, especially from Interstate 40. ANO sits on a 3.2-km-wide and 3.2-km-long (2-mi-wide and 2-mi-long) peninsula on Lake Dardanelle. The peninsula elevation varies from 122 to 150 m (400 to 500 ft). The land around the site is mostly meadow, and outside the property line is mostly forest, with the remaining land-use being pasture, cropland, and residential development. Recently, Entergy completed a reforestation project.

North of the site, the land gradually ascends to 305 m (1000 ft) to the Boston Mountains, which has a maximum height of 823 m (2700 ft). The Arkansas River follows along the base of the Boston Mountains. Across from the Arkansas River, south and west of the site, is a range of hills, with Mount Nebo, at an elevation of 573 m (1880 ft), directly south of the site. From the top of Mount Nebo, you can get a clear view of the ANO site. Forty km (25 mi) west of the site is Magazine Mountain; at an elevation of 927 m (3042 ft), it is the highest point in the State. East and south of the site is moderately level land, interspersed with rolling hills and covered with woods.

The geology around ANO is fairly simple. Under the site is a 4- to 7-m (13- to 24-ft) deep layer of heavy clay or silty clay, which rests on horizontally laid hard shale and sandstone of the McAlester formation. The nearest faults are 4 to 8 km (2.5 to 5 mi) from the site and have not been active for over 65-million years. After intermittent submergence by relatively shallow seas during most of the Paleozoic Periods, the late Mississippian time opened dramatic episodes of ocean-trough development and thick sedimentary and volcanic deposition, followed by late Pennsylvanian mountain-folding and faulting, which caused the bedrock features seen today. The bedrock under ANO is part of a large syncline, known as the Scranton syncline, which lies in an east and west direction (AEC 1973).

Entergy Operations has an independent spent fuel storage installation (ISFSI) on the ANO site. This ISFSI is authorized pursuant to the general license issued in 10 CFR 72.210. The ISFSI is outside the scope of this review.

2.1.2 Reactor Systems

ANO is a two-unit site. Both units are pressurized water reactors. ANO-1, which is the unit that is currently applying for license renewal, has a Babcock and Wilcox nuclear steam supply system, and ANO-2 has a Combustion Engineering nuclear steam supply system. ANO-1 has a design rating for net electrical power output of 850 MW(e) and is operated at a maximum core thermal power output level of thermal rating of 2568 MW(t). ANO-1 obtained its license and began commercial operation in 1974.

1 The primary structures for ANO-1 are the reactor building and auxiliary building, and a common
2 turbine building shared with ANO-2. The reactor and nuclear steam supply systems are housed
3 in the reactor building. The mechanical and electrical systems required for the safe operation
4 of ANO-1 are located in the auxiliary and reactor buildings. Figure 2-3 shows the general layout
5 of the ANO buildings and structures.
6

7 Reactor containment structures are designed with engineered safety features to protect the
8 public and plant personnel from an accidental release of radioactive fission products,
9 particularly in the unlikely event of a loss-of-coolant accident. These safety features function to
10 localize, control, mitigate, and terminate such events to limit exposure levels below applicable
11 dose guidelines. The reactor is controlled using a combination of chemical controls and solid
12 absorber material (control rods).
13

14 **2.1.3 Cooling and Auxiliary Water Systems**

15

16 The ANO-1 condensers utilize once-through cooling. Lake Dardanelle serves as the cooling
17 water source for ANO-1. ANO-1 uses approximately 48.1 m³/s (1700 ft³/s) of cooling water to
18 condense steam during normal operation. The cooling water from the Illinois Bayou arm of
19 Lake Dardanelle flows through a 1340-m (4400-ft) long canal to the intake structure. After
20 flowing through the main condenser, the cooling water is then discharged to a 158-m (520-ft)
21 long canal before entering Lake Dardanelle.
22

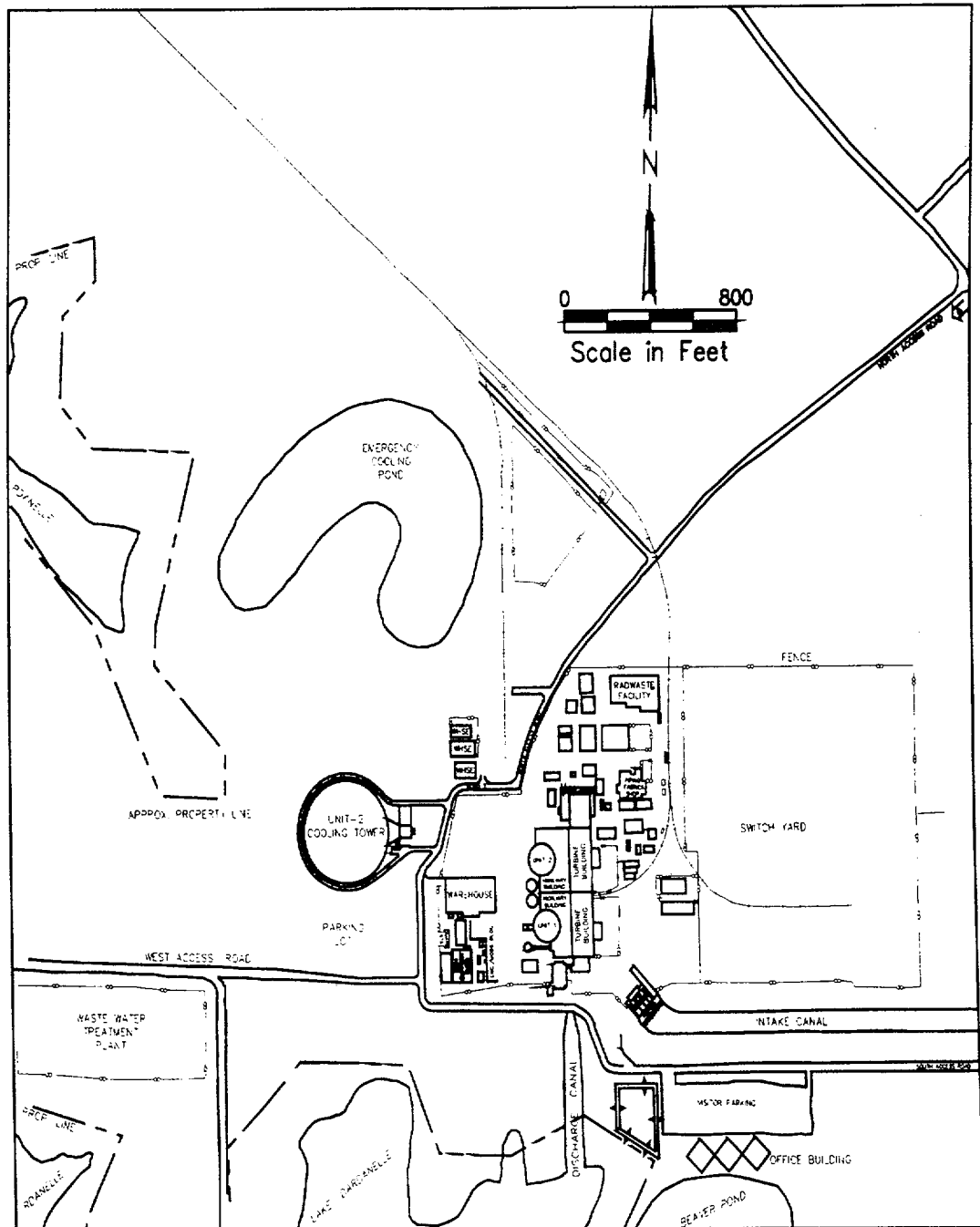
23 The main features of the intake structure include bar grates, traveling screens, and four
24 circulating water pumps. The bar grates have 7.62-cm (3-in.) openings to prevent large debris
25 from entering the intake structure. Inside the bar grates, cooling water passes through the
26 traveling screens. The maximum water velocity through the traveling screens is approximately
27 0.67 m/s (2.2 ft/s). After passing through the traveling screens, the water enters circulating
28 pumps, which have a rated capacity of 1.2 m³/s (191,000 gpm) each.
29

30 **2.1.4 Radioactive Waste Management Systems and Effluent Control Systems**

31

32 ANO uses liquid, gaseous, and solid waste processing systems to collect and treat, as needed,
33 the radioactive materials that are produced as a by-product of plant operations. Radioactive
34 materials in liquid and gaseous effluents are reduced to levels as low as reasonably achievable
35 (ALARA) below the plant's specified discharge limits. Radionuclides removed from the liquid
36 and gaseous effluents are converted to a solid waste form for eventual disposal with other solid
37 radioactive wastes in a licensed disposal facility.

Plant and the Environment



1
2

Figure 2-3. Arkansas Nuclear One Site - General Features

The ANO-1 waste processing systems meet the design objectives of 10 CFR Part 50, Appendix I, and control the processing, disposal, and release of radioactive liquid, gaseous, and solid wastes. Radioactive material in the reactor coolant is the source of most gaseous, liquid, and solid radioactive wastes in LWRs. Radioactive fission products build up within the fuel as a consequence of the fission process. The fission products are contained within the sealed fuel rods; however, small quantities of radioactive materials may be transferred from the fuel elements to the reactor coolant under normal operating conditions. Neutron activation of materials in the primary coolant system may also contribute to radionuclides in the coolant.

Solid wastes, other than fuel, result from treating gaseous and liquid effluents to remove radionuclides. Contaminated spent resins, filters, and evaporator concentrates generated during the treatment processes are dewatered, packaged, stored, and ultimately shipped offsite for further treatment or disposal. Other types of solid waste consist of contaminated materials removed from various reactor areas, including hardware components, equipment, tools, protective clothing, rags, paper, and other trash generated during plant modifications or maintenance activities. Some types of waste may be shredded or compacted to reduce their final disposal volume.

Reactor fuel assemblies that have exhausted a certain percentage of their fissile uranium content are referred to as spent fuel. Spent fuel assemblies are removed from the reactor core and replaced by fresh fuel during routine refueling outages, typically every 18 to 24 months. The spent fuel assemblies are then stored for a period of time in the spent fuel pool within the Auxiliary Building and may later be transferred to dry storage at the onsite ISFSI. ANO also provides for temporary onsite storage of mixed wastes, which contain both radioactive and chemically hazardous materials. Storage of radioactive materials is regulated by the NRC under the Atomic Energy Act of 1954, and storage of hazardous wastes is regulated by the U.S. Environmental Protection Agency (EPA) under the Resource Conservation and Recovery Act of 1976 (RCRA).

Systems used at ANO-1 to process liquid, gaseous, and solid radioactive wastes are described in the following sections.

2.1.4.1 Liquid Waste Processing Systems and Effluent Controls

Radioactive liquid waste generated from the operation of ANO-1 may be released to the Dardanelle Reservoir in accordance with the limits specified in the *ANO Offsite Dose Calculation Manual* (ODCM) (Entergy 1999a). Liquid wastes enter the reservoir through the discharge canal.

Plant and the Environment

1 ANO liquid waste is processed by two major systems: (1) the *clean liquid radioactive waste*
2 *system*, which processes liquids from reactor coolant system bleed valves and drains, reactor
3 coolant auxiliary system relief valves and drains, and radwaste system relief valves and drains,
4 and (2) the *dirty liquid radioactive waste system*, which processes waste from various floor
5 drains and sumps. The liquid radwaste system is used to reduce the radioactive material
6 concentrations in liquid wastes before discharge to ensure that they are consistent with limits
7 specified in the ODCM.

8
9 Controls for limiting the release of radiological liquid effluents are described in the ODCM.
10 Controls are based on (1) concentrations of radioactive materials in liquid effluents and
11 projected dose or (2) dose commitment to a hypothetical member of the public. Concentrations
12 of radioactive material that may be released in liquid effluents to unrestricted areas are limited
13 to the concentration specified in 10 CFR Part 20, Appendix B, Table 2, for radionuclides other
14 than dissolved or entrained noble gases. The total concentration of dissolved or entrained
15 noble gases in liquid releases is limited to 2×10^{-4} microcurie/mL. The ODCM dose limits
16 during any calendar quarter are 0.015 millisievert (mSv) (1.5 mrem) to the whole body and
17 0.05 mSv (5 mrem) to the critical organ. During the calendar year, the ODCM dose limits are
18 0.03 mSv (3 mrem) to the whole body and 0.10 mSv (10 mrem) to the critical organ. Radio-
19 active liquid wastes are subject to the sampling and analysis program described in the ODCM.

20
21 Liquids entering the clean radwaste system are degasified to remove hydrogen and fission
22 product gases. The liquid wastes are then transferred to receiver tanks that provide temporary
23 storage to allow for radioactive decay. This maintains releases to the environment ALARA, as
24 well as ensuring that the concentrations in effluent are below the ODCM limits. Wastes from
25 the receiver tanks are filtered to remove particulate materials and treated in two demineralizer
26 systems to remove soluble radionuclides before transfer to a treated waste monitor tank.
27 Sampling and release of liquid waste from the monitor tank is performed on a batch basis rather
28 than a continuous basis to provide better control over effluent discharge. If the activity level in
29 the monitor tank is within discharge limits, the liquid may be released in a controlled, monitored
30 fashion to meet the administrative limits in the ODCM. If radionuclide levels in the liquids
31 exceed the discharge limits, they are returned to the receiver tank for additional time to decay
32 and for treatment.

33
34 Liquids entering the dirty liquid radwaste system are expected to contain lower levels of activity
35 than those in the clean system and are collected in one of two sections of a drain tank. When
36 one section is filled, the liquid is recirculated, sampled, and pumped through one or two filters,
37 as needed. The filtrate is collected in a filtered waste monitoring tank, mixed, and sampled
38 before discharge. If radionuclide concentrations in the filtered waste tank exceed discharge
39 limits, the wastes would be transferred to the clean liquid radwaste system for additional
40 treatment.

Liquid effluents are monitored continuously as wastes are discharged, and effluent release is automatically discontinued if monitors indicate that radionuclide concentrations in the wastes exceed permitted levels. Waste tanks are vented to a gas collection header and are purged with nitrogen to remove any accumulated gases.

2.1.4.2 Gaseous Waste Processing Systems and Effluent Controls

Radioactive gases generated by fission and neutron activation of materials in the plant are managed by the Gaseous Waste Processing System (GWPS). Radioactive constituents in gaseous effluents include noble gases, iodine, tritium, and fine particulate materials. Radioactive gaseous effluents generated from operation of ANO-1 are released to the atmosphere through the main vent stacks or the turbine building ventilation exhaust. Smaller, intermittent releases may also occur through the emergency air lock, the plant compressed air system, the main steam line penetrations, the containment equipment hatch, and the auxiliary feedwater pumps.

The GWPS collects, stores, and disposes of gases from the liquid radwaste vacuum degasifiers, the volume control tanks, and other miscellaneous hydrogenated sources associated with the primary reactor cooling system. During normal operation, the GWPS is designed to store gases to allow for radioactive decay before release. The GWPS consists of a surge tank, two compressors, waste gas decay tanks, and several filter systems. Each of the filter systems contains a roughing filter, a high-efficiency particulate air (HEPA) filter, and a charcoal adsorber. The gas storage tanks are sampled before release via the gaseous waste discharge header. Both activity and flow rates in the discharge stream are continuously monitored to ensure that the effluents comply with discharge limits.

The GWPS also processes effluents from the auxiliary system equipment and tanks, the spent fuel storage area ventilation, and the radwaste area ventilation. These effluents contain air and are separated from the hydrogenated primary system effluents to minimize the potential for explosion. These effluents typically contain low levels of activity and are released directly to the station vent plenum through a filter system. These effluents are continuously monitored as they are released and are diverted to the GWPS surge tank for additional storage and decay if they exceed discharge limits.

ANO maintains gaseous releases within ODCM limits. The GWPS is used to reduce radioactive materials in gaseous effluents before discharge to meet the dose design objectives in 10 CFR Part 50, Appendix I. In addition, the limits in the ODCM are designed to provide reasonable assurance that radioactive material discharged in gaseous effluents would not result in the exposure of a member of the public in an unrestricted area in excess of the limits specified in 10 CFR Part 20, Appendix B.

1 The quantities of gaseous effluents released from ANO-1 are controlled by the administrative
2 limits defined in the ODCM. The controls are specified for dose rate, dose due to noble gases,
3 and dose due to radioiodine and radionuclides in particulate form. For noble gases, the dose
4 rate limit at or beyond the site boundary is 5 mSv/yr (500 mrem/yr) to the whole body, and
5 30 mSv/yr (3000 mrem/yr) to the skin. For iodine and particulates with half-lives greater than
6 8 days, the limit is 15 mSv/yr (1500 mrem/yr) to any organ. The limit for air dose due to noble
7 gases released in gaseous effluents to areas at or beyond the site boundary during any
8 calendar quarter is 0.05 milligray (mGy) (5 mrad) for gamma radiation and 0.1 mGy (10 mrad)
9 for beta radiation. For any calendar year, the limit is 0.1 mGy (10 mrad) for gamma radiation
10 and 0.2 mGy (20 mrad) for beta radiation. The radioactive gaseous waste sampling and
11 analysis program specifications that are provided in the ODCM address the gaseous release
12 type, sampling frequency, minimum analysis frequency, type of activity analysis, and lower limit
13 of detection.

14 15 **2.1.4.3 Solid Waste Processing**

16
17 The ANO Solid Radioactive Waste Program (SRWP) provides the capabilities for solidification,
18 stabilization, encapsulation, and packaging of wastes. The SRWP processes wastes from the
19 liquid and gaseous effluent treatment systems, as well as other miscellaneous solid wastes
20 generated during plant operation and maintenance. Solid waste is packaged in containers to
21 meet the applicable requirements of 10 CFR Parts 61 and 71 for transportation and disposal.
22 The SRWP provides the capability for preparing solid waste for shipment to an offsite treatment
23 or disposal facility. The system is designed to maintain radiation exposure ALARA for
24 personnel who handle solid wastes and to minimize the quantities of solid waste generated at
25 the plant.

26
27 The SRWP manages high specific activity wastes (HSAWs) from the liquid and gaseous
28 effluent treatment systems, which consists mainly of spent ion exchange resin and filter
29 cartridges. Spent resin is transferred to a storage tank where it is held for radioactive decay.
30 The resins are dewatered or solidified before offsite shipment for disposal. Radioactive filters
31 are transported from each filter housing to the waste disposal area. The packaging of other dry
32 active wastes (DAW) is performed in a low-level waste work area. Volume-reduction treat-
33 ments, such as shredding or compaction, may be used where appropriate. All solid wastes are
34 packaged in containers suitable for transfer to an offsite treatment or disposal facility.

35
36 ANO stores both HSAW and DAW in an onsite Low Level Radioactive Waste Storage Building
37 in preparation for shipment to offsite treatment or disposal facilities. The storage facility is
38 designed to accommodate more than 5 years of waste expected to be generated at ANO-1
39 based on normal operations. The functions of the facility include interim storage of HSAW,
40 DAW, and other radioactively contaminated materials; receiving, sorting, compacting,
41 packaging, and shipment of DAW; and office space for radwaste management activities. The

HSAW storage area is shielded to minimize doses to nearby workers, as well as remote-handling equipment for HSAW containers. Dose rates within the facility are continuously monitored. The facility ventilation system operates at negative pressure, and effluents are continuously monitored after passing through a HEPA filter system to remove particulate materials. A separate shielded facility is available for temporary storage of radioactively contaminated, but reusable, tools and equipment.

All ANO radioactive waste shipments are packaged in accordance with NRC and U.S. Department of Transportation requirements. The type and quantities of solid radioactive waste generated and shipped at ANO vary from year to year, depending on plant activities. During 1998 and 1999, there were 39 shipments of radioactive waste consisting of about 900 m³ of HSAW and DAW. ANO currently transports radioactive waste to a licensed disposal facility in Oak Ridge, Tennessee. ANO may also transport material from an offsite processing facility to a disposal site or back to the plant site for reuse or storage.

2.1.5 Nonradioactive Waste Systems

Nonradioactive waste is produced from plant maintenance and cleaning processes. Most of these wastes are from boiler blowdown (as impurities are purged from plant boilers), water treatment sludges and other wastes, boiler metal cleaning wastes, floor and yard drains, and stormwater runoff. Chemical and biocide wastes are produced from processes used to control the pH in the coolant, to control scale, to control corrosion, to regenerate resins, and to clean and defoul the condenser. Waste liquids are typically combined with cooling water discharges. Sanitary waste water is treated at an onsite facility before discharge under a permit from the Arkansas Department of Environmental Quality (ADEQ).

Nonradioactive gaseous effluents result from operation of the oil-fired boilers used to heat the plant and from testing of the emergency diesel generators. Discharge of regulated pollutants is minimized by use of low-sulfur fuels and is within Arkansas air quality standards.

2.1.6 Plant Operation and Maintenance

Routine maintenance performed on plant systems and components is necessary for safe and reliable operation of a nuclear power plant. Some of the maintenance activities conducted at ANO-1 include inspection, testing, and surveillance to maintain the current license basis of the plant and to ensure compliance with environmental and public safety requirements. Certain activities can be performed while the reactor is operating. Others require that the plant be shut down. Long-term outages are scheduled for refueling and for certain types of repairs or maintenance, such as replacement of a major component. Scheduled refueling outages commonly occur every 18 months with a duration for a single unit of 35 days. An additional 700 workers are onsite during a typical outage.

Entergy performed an aging management review and developed an Integrated Plant Assessment (IPA) for assessing and managing the effects of aging on systems, structures, and components in accordance with 10 CFR Part 54. In addition, the IPA provides a discussion of plant-specific programs and activities that will manage the aging effects identified. These activities include inspections and replacement of certain components. The replacement of these components is considered within the bounds of normal plant operations. Therefore, Entergy expects to conduct these activities during plant operation or normal refueling and other outages, but plans no outages specifically for the purpose of refurbishment. Entergy has no plans to add additional full-time persons (non-outage workers) at the plant during the period of the extended license.

2.1.7 Power Transmission System

The ANO *Final Environmental Statement* (AEC 1973) lists the transmission lines shown in Table 2-1 as being "required to effectively distribute electricity from Arkansas Nuclear One." These lines account for 308 km (191 mi) of lines and about 1500 ha (3700 acres) of land in the rights-of-way. Figure 2-4 illustrates the location of these transmission lines. The first four lines in the table are attributable to ANO-1, the fifth line is attributable to ANO-2.

These transmission lines were constructed concurrently with the construction of ANO. The applicant indicates that these transmission lines would have to remain in service to provide power for the area transmission loads if ANO were removed from service.

Table 2-1. Transmission Lines from Arkansas Nuclear One

Destination	kV	Distance, km (mi)		Rights-of-way Widths, m (ft)		Date Line was Energized
Fort Smith-Mabelvale line to Fort Smith	500	38.8	(24.1)	97.5	(320)	1971
Fort Smith-Mabelvale line to Mabelvale	500	39.0	(24.2)	97.5	(320)	1971
Russellville	161	19.3	(12.0)	30.5	(100)	1971
Morrilton	161	62.6	(38.9)	30.5	(100)	1971
Mabelvale Substation via Mayflower Substation	500	148	(92)	54.9	(180)	1976

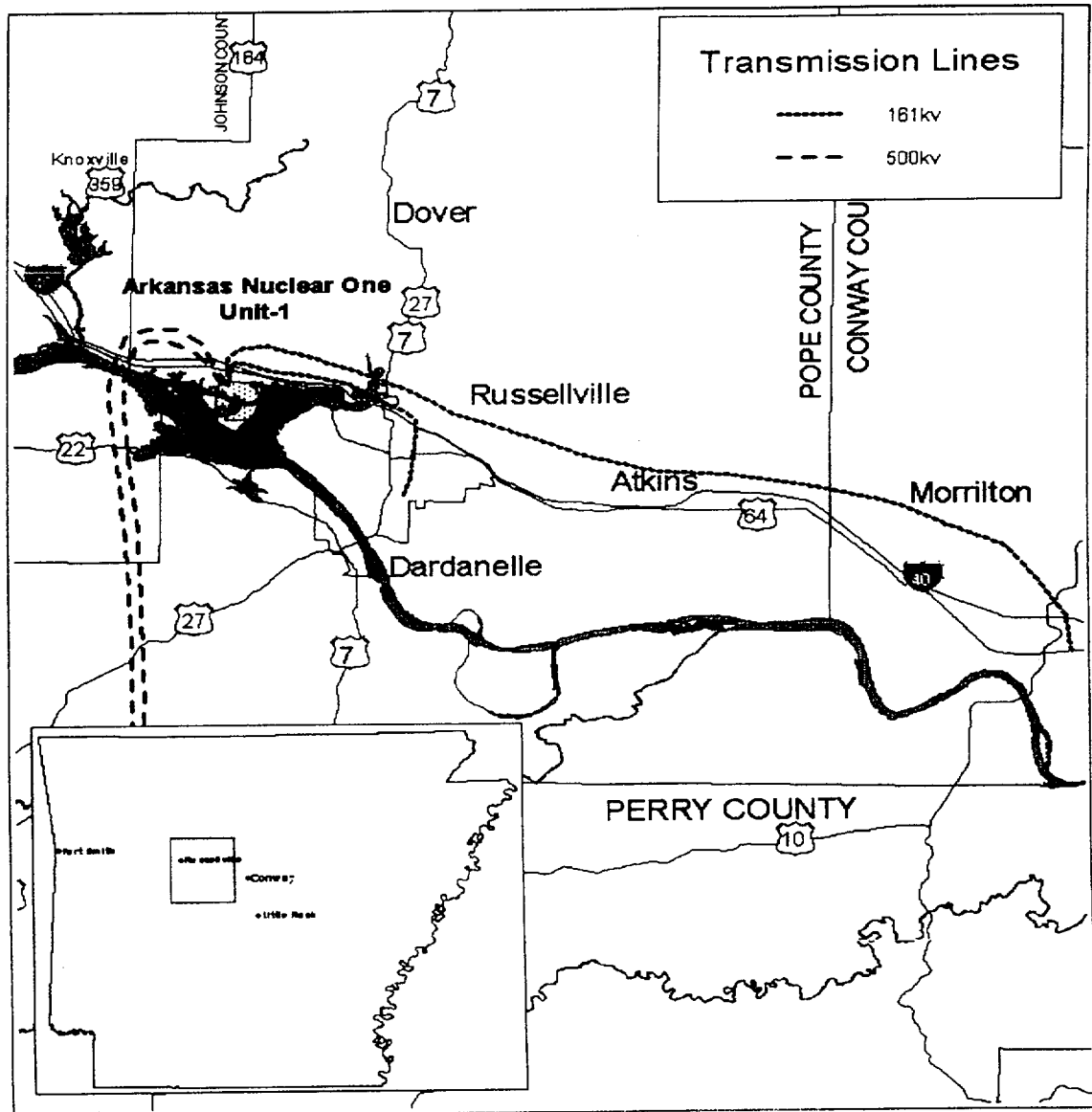


Figure 2-4. Transmission Lines Attributable to Arkansas Nuclear One, Unit 1 in the Final Environmental Statement (AEC 1973)

2.2 Plant Interaction with the Environment

Subsections 2.2.1 through 2.2.8 provide general descriptions of the environment as background information. They also provide detailed descriptions where needed to support the analysis of potential environmental impacts of refurbishment and operation during the renewal term as discussed in Chapters 3 and 4. Subsection 2.2.9 describes the historic and archaeological resources in the area and 2.2.10 describes possible impacts on other Federal project activities.

2.2.1 Land Use

ANO-1 is located in southwestern Pope County, Arkansas. The plant site is approximately 10 km (6 mi) west-northwest of the town of Russellville, Arkansas. Russellville is also the county seat of Pope County.

The plant site occupies 471 ha (1164 acres). Site topography is flat. The plant site is on a peninsula formed by Lake Dardanelle. Lake Dardanelle is formed by the Dardanelle Lock and Dam on the Arkansas River. The peninsula is approximately 3 km (2 mi) wide and 3 km (2 mi) long. Forests cover the majority of the peninsula, with pasture, cropland, and residential development accounting for the significant proportions of the remaining land uses.

The ANO-1 site is not in an incorporated area of Pope County. No land use or zoning restrictions are applicable to land within unincorporated portions of Pope County.

2.2.2 Water Use

Water from Lake Dardanelle ($3.5 \times 10^6 \text{ m}^3/\text{d}$ [946-million gpd]) provides once-through condenser circulating water for ANO-1. Water from the Russellville water treatment plant is used as potable and makeup water. Discharges from the plant's once-through system, liquid radioactive waste system, sanitary waste system, sumps, and drains are returned to Lake Dardanelle via the discharge canal.

Lake Dardanelle is impounded behind Dardanelle Lock and Dam. The lock and dam are operated by the U.S. Army Corps of Engineers as part of the Arkansas River Navigation Project, which provides for navigation, flood control, hydropower production, water supply, and recreation throughout the Arkansas River Basin. Currently, the U.S. Army Corps of Engineers has no anticipated plans to change the operation of Lake Dardanelle that might affect the water supply available to ANO-1.

2.2.3 Water Quality

Besides serving the needs of ANO-1, Lake Dardanelle serves a variety of other uses. The lake's water quality has been designated as suitable for the propagation of fish/wildlife, primary and secondary contact recreation, and public and industrial water supplies.

Discharges from the plant's once-through condenser circulating water system, liquid radioactive waste system, sanitary waste system, sumps, and drains are returned to Lake Dardanelle via the discharge canal. Pursuant to the Federal Water Pollution Control Act of 1977, also known as the Clean Water Act, the water quality of plant effluent discharges is regulated through the National Pollutant Discharge Elimination System (NPDES). The ADEQ is the State agency delegated by EPA to issue the NPDES permit. The current permit (AR0001392) was issued on September 30, 1997, and is due to expire on October 31, 2002. Any new regulations promulgated by EPA or the ADEQ would be included in future permits.

Thermal plume numerical modeling studies were performed for Lake Dardanelle before the operating license for ANO-1 was issued. In these modeling studies, critical flow condition was presumed to be the once-in-10-year weekly minimum flow (7Q10). At the time of these numerical modeling studies, the 7Q10 was estimated to be 99.1 m³/s (3500 ft³/s). Current estimates of the 7Q10 flow are much lower: 20.5 m³/s (725 ft³/s). The modeling studies would have shown much greater impact on the thermal plume if the current lower 7Q10 estimate had been used. The thermal discharge of ANO is regulated by the NPDES permit issued by ADEQ. Thermal monitoring within the discharge canal and the lake is required by the NPDES permit. No significant impacts to Lake Dardanelle's biota as a result of the thermal discharge have been identified.

2.2.4 Air Quality

ANO is located in west-central Arkansas, approximately mid-way between Fort Smith and Little Rock. It is on Lake Dardanelle, which is part of the Arkansas River, at an elevation of about 120 m (400 ft) mean sea level. To the north of the site are the Boston Mountains, and the Ouachita Mountains are to the south.

Pope County is hot in the summer and moderately cool in the winter, and has fairly heavy rainfall that is well distributed throughout the year (USDA 1981). Climatological records for Russellville, Arkansas, which should be generally representative of the site, show normal daily maximum temperatures ranging from about 11°C (51°F) in January to about 34°C (93°F) in July; normal daily minimum temperatures range from about -3°C (27°F) in January to about 21°C (69°F) in July. Precipitation averages about 122 cm (48 in.) per year, with an average of about 7 cm (3 in.) of snow per year. Based on statistics for the 30-year period from 1954

Plant and the Environment

through 1983 (Ramsdell and Andrews 1986), the probability of a tornado striking the site is estimated to be approximately 3×10^{-4} per year.

The primary wind resource in Arkansas is limited to about 4300 km² (1600 mi²) of exposed ridges and mountains on the Ozark Plateau and in the Ouachita Mountains (Edwards et al. 1981). In these areas, wind power densities are estimated to be in the 400 to 500 W/m² (37 to 46 W/ft²) range at 50 m (160 ft) above ground during the winter and spring. During the summer and fall in these areas and for the remainder of the State, the wind power density is estimated to be less than 300 W/m² (28 W/ft²).

Arkansas is in *attainment* of the National Ambient Air Quality Standards (40 CFR 81.304). The Pollutant Standards Index (PSI) is an air quality index developed by the EPA in cooperation with the Council on Environmental Quality. For 1997, the average PSI for Pope County was less than 50, which is associated with *Good* air quality.^(a) With one exception, the daily PSIs were in the *Good* range; the remaining daily PSI was in the *Moderate* range. The *Moderate* PSI resulted from small particles (PM₁₀).

ANO has several diesel generators and boilers. Emissions from these generators and boilers are covered by an air permit issued by the ADEQ under the Clean Air Act. The permit limits the hours of operation of these emission sources. In practice, the sources are only operated a small fraction of the permitted hours.

The Caney Creek and Upper Buffalo Wilderness Areas are the closest wilderness areas to ANO. These areas are designated in 40 CFR 81.404 as mandatory Class I Federal areas in which visibility is an important value. The Caney Creek Wilderness Area is more than 160 km (100 mi) from the ANO site, but the Upper Buffalo Wilderness Area is within 80 km (50 mi) of the site. The staff considered the potential impacts on visibility in these wilderness areas during our review of alternatives to license renewal (see Section 8.2.1 of this report).

2.2.5 Aquatic Resources

Lake Dardanelle at the ANO site is a man-made lake. The lake is upstream of the Dardanelle Dam on the Arkansas River. The water level of the lake is controlled at the Dardanelle Dam and other dams on the Arkansas River. The river was impounded and the lake formed in 1967. Besides providing water for ANO, Lake Dardanelle serves a variety of other uses. The lake is designated as suitable for propagation of fish and wildlife, recreation, and public and industrial water supplies. The water quality of Lake Dardanelle is monitored by the ADEQ. Water-based recreation activities, such as boating and fishing, are a focal point of interest. Additionally, the

(a) [http://tree2.epa.gov/CEIS/CEIS.NSF/\\$\\$AII/0505115AIR](http://tree2.epa.gov/CEIS/CEIS.NSF/$$AII/0505115AIR), February 11, 2000.

environs of the lake are used for camping, picnicking, sightseeing, photography, and nature studies. The lake supports a growing commercial fishing industry.

The various trophic communities of Lake Dardanelle have been surveyed and monitored over the years (Rickett 1994). Phytoplankton populations are diverse and fluctuate seasonally. Green algae (Chlorophyta) are the dominant algal group throughout the year. Diatoms (Chrysophyta) are secondary in abundance and the bluegreens (Cyanophyta) and di-flagellates (Pyrrhopyta) are minor constituents. Zooplankton varied seasonally. Rotifers dominated during the early summer. Other zooplankton species occurring at Lake Dardanelle include *Kellicottia bostoniensis*, *Platylabus patulus*, *Brachionus* spp., *Keratela cochlearis*, *Polyarthra* sp., and *Leptodora kindti*. The benthic community includes Chironomidae, Oligochaeta, and Spheriidae (Rickett and Watson 1994).

The fish community of the area varies with the current. Flathead/yellow catfish (*Noturus trautmani*), channel catfish (*Ictalurus punctatus*), and blue catfish (*I. furcatus*) occur where there is a current. Also available are largemouth bass (*Micropterus salmoides*), spotted bass (*M. punctulatus*), green sunfish/black perch (*Lepomis cyanellus*), bluegill/bream (*L. macrochirus*), black crappie (*Pomoxis nigromaculatus*), white crappie (*P. annularis*), and warmouth (*L. gulosus*). These fish are in slack water areas and also in the Illinois Bayou where water is withdrawn for ANO cooling.

The fish community near ANO also changes seasonally. Striped bass (*Morone saxatilis*), white bass (*M. chrysops*), and white perch (*M. americana*) are generally more abundant in the spring. Rough or commercial fishes are generally abundant throughout the year. These fish include Asian carp (*Cyprinus carpio*), bigmouth buffalo (*Ictiobus cyprinellus*), black buffalo (*I. niger*), smallmouth buffalo (*I. bubalus*), carpsuckers (*Carpionides carpio*), freshwater drum (*Aplodinotus grunniens*), and redhorses (*Moxostoma* spp). The most important forage fish in the lake are gizzard shad (*Dorosoma cepedianum*) and threadfin shad (*D. petenense*).

The importance of ANO to the aquatic resources of the region is illustrated by the consideration of ANO as beneficial to fish and wildlife of the region. The ANO site provides a number of diverse habitats such as fields, hardwood stands, conifer stands, and wetlands. There are numerous transitional areas or edge communities resulting in high-quality habitats for species diversity. The cooling water intake canal provides habitat for numerous species of fish. During warm months, the intake flow mixes warm, less oxygenated surface water with cool, more highly oxygenated Illinois Bayou channel water. This provides a highly productive habitat within the canal. Numerous species of fish and waterfowl use the warm water effluent to survive cold water conditions. The use of the canal by fish communities provides a sports fishery for the local sports fishers. A small, inundated wetland south of the effluent bay provides habitat for

Plant and the Environment

mammals, fish, reptiles, amphibians, and waterfowl. The aquatic environment at ANO provides habitat for fish and wildlife, thus providing fishing, hunting, and other recreational opportunities for the public throughout the area.

2.2.6 Terrestrial Resources

ANO and its associated transmission line rights-of-way lie within the oak-hickory biome of the eastern deciduous forest (Greller 1988). This biome ranges from dense forests of oaks (*Quercus* spp.) and hickory (*Carya* spp.) to more open savanna habitat. Eastern red cedar (*Juniperus virginiana*) and short-leaf pine (*Pinus echinata*) are common in the open habitats.

Land cover at the ANO site includes mixed pine and hardwood and disturbed, early successional habitat (Table 2-2). Approximately 2 ha (5 acres) of wetlands are present on the site. The transmission line rights-of-way cross Dardanelle Reservoir and a number of small streams and wetlands in addition to forests, savanna, and farmland.

Mammals at the ANO site and the transmission line rights-of-way include white-tailed deer (*Odocoileus virginianus*), raccoon (*Procyon lotor*), red and grey fox (*Vulpes fulva* and *Urocyon cinereoargenteus*), eastern gray and fox squirrels (*Sciurus carolinensis* and *niger*), eastern chipmunk (*Tamias striatus*), and a variety of mice and voles. White-tailed deer are the most important game mammal.

The open water of the Dardanelle Reservoir and emergent wetland habitat supports a number of migrant waterfowl species, including common mergansers (*Mergus merganser*) and double-crested cormorants (*Phalacrocorax auritus*). Osprey (*Pandion haliaetus*) use the forested areas near the ANO site. American white pelicans (*Pelecanus erythrorhynchos*) use the open water habitats of the Reservoir. Great blue herons (*Ardea herodias*) nest in trees near the ANO site.

Table 2-2. Land Cover at ANO

Land Cover Class	Area, ha (acres)	Percentage of Site
Mixed pine-hardwood forest	184 (461)	40
Early successional habitats	194 (485)	41
Developed areas	72 (180)	15
Open water	12 (30)	3
Wetlands	2 (5)	1

The applicant contacted the Arkansas Natural Heritage Commission (ANHC) regarding rare or special species and habitats within the ANO site and its associated transmission line rights-of-way. The ANHC identified three species and three habitat areas within the corridors that are of interest (Table 2-3). None of the species are likely to be affected by continued operation of ANO or the transmission line rights-of-way. The presence of the corridors in the three habitats of concern does not pose a threat to the values of these habitats.

Table 2-3. Rare Species and Elements of Special Concern Within ANO and Its Transmission Line Rights-of-Way (Entergy 2000a)

Species or Habitat	Common Name	Federal Status	State Status	Reason for ANHC Listing
<i>Philadelphus hirsutus</i>	Mock orange	None	None	Uncommon in State; disjunct from eastern range
<i>Castanea pumila</i> var. <i>ozarkensis</i>	Ozark chinquapin	None	None	Declining numbers due to chestnut blight
<i>Aimophila aestivalis</i>	Bachman's sparrow	None	None	Regular summer resident; rangewide declines
Illinois Bayou	--	None	Extraordinary Resource Waters	Limitations on new impacts
Cadron Creek	--	None	Extraordinary Resource Waters	Limitations on new impacts
Goose Pond Natural Area	--	None	Natural Area	Conservation easement to ANHC

2.2.7 Radiological Impacts

ANO has conducted a radiological environmental monitoring program around ANO predating station operation in 1974. The radiological impacts to workers, the public, and the environment have been carefully monitored, documented, and compared to the appropriate standards. The program's purposes are to

- verify that radioactive materials and ambient radiation levels attributable to plant operation are within the limits contained in the ODCM and the Environmental Radiation Protection standards as stated in 40 CFR Part 190
- detect any measurable buildup of long-lived radionuclides in the environment
- monitor and evaluate ambient radiation levels
- determine whether any statistically significant increase occurs in the concentration of radionuclides in important pathways.

The radiological environmental monitoring program includes monitoring of the aquatic environment (surface water in Lake Dardanelle, aquatic organisms, and shoreline sediment), atmospheric environment (air particulates and iodine), terrestrial environment including vegetation, and direct radiation. Radionuclide concentrations in environmental media (air, water, sediment, fish, vegetation, milk, and other food products) as well as external radiation dose rates are summarized in the *ANO Annual Radiological Environmental Operating Report* (Entergy 1999b). Radioactive materials released to the environment via gaseous or liquid effluents, estimated doses to members of the public from those releases, and quantities of radionuclides disposed in solid waste are summarized in the *Annual Radioactive Effluent Release Report* for each calendar year. The limits for all radiological releases are specified in the ODCM, and these limits are designed to meet Federal standards and requirements.

2.2.7.1 Doses to Individuals

Review of historical data on releases from ANO-1 and the resultant dose calculations revealed that the dose to the maximally exposed individual for each pathway in the vicinity of ANO was a fraction of each of the limits specified in EPA's environmental radiation standards 40 CFR Part 190 as required by 10 CFR 20.1301(d). For 1998 and 1999, dose calculations were performed using the plant effluent release data, onsite meteorological data, and appropriate pathways identified in the ODCM (Entergy 1999a). The summary results for doses to the maximally exposed individual in 1998 and 1999, which are representative of the doses from recent plant operations, are listed in Table 2-4 (Entergy 1999b; 2000c). Entergy does not

Table 2-4. Radiation Dose to Members of the Public from ANO-1 Operations During 1998 and 1999

Dose to	40 CFR Part 190 Limit	Dose, mSv (mrem) ^(a)	
		1998	1999
Thyroid	0.75 mSv/yr (75 mrem/yr)	0.00011 (0.011) 0.014% of limit Child: gases	0.00011 (0.011) 0.014% of limit Child: gases
Other organ	0.25 mSv/yr (25 mrem/yr)	0.0011 (0.11) 0.45% of limit Adult: liquids, gastro- intestinal tract	0.0001 (0.01) 0.041% of limit Child: gases, total body
Whole body	0.25 mSv/yr (25 mrem/yr)	0.00017 (0.017) 0.069% of limit Adult: liquids	0.0001 (0.01) 0.041% of limit Child: gases

^(a)Maximum dose to the receptor (child or adult), the effluent pathway (liquid or gaseous airborne emissions), and where applicable, the organ receiving the maximum dose.

anticipate any significant changes to the radioactive effluent releases or exposures from ANO-1 operations during the renewal period and, therefore, the impacts to the environment are expected to be similar to those in recent years.

2.2.8 Socioeconomic Factors

The staff reviewed the applicant's ER and information obtained from several county staff members, local real estate agents/appraisers, and social service providers during the April 2000 site visit. The following information describes the economy, population, and communities near ANO.

2.2.8.1 Housing

Between 1970 and 1990, total housing units in Pope County increased from 9882 to 14,885 (USCB 1998). As of August 1998, a total of 938 ANO employees lived in Pope County, 82 ANO employees lived in Johnson County, and 75 lived in Yell County (see Table 2-5). Information is not available for the individual ANO units, but only for the entire facility. Roughly half of plant employment and resource use is associated with ANO-1.

Plant and the Environment

Table 2-5. Employee Residence Information, ANO Units 1 and 2, August 1999

County and City	Entergy Employees	County and City	Entergy Employees
CONWAY COUNTY	11	PERRY COUNTY	1
Hattieville	1	Bigelow	1
Morrilton	7	POPE COUNTY	938
Springfield	3	Atkins	33
CRAWFORD COUNTY	1	Dover	89
Alma	1	Hector	8
FAULKNER COUNTY	19	London	62
Conway	19	Pelsor	1
FRANKLIN COUNTY	2	Pottsville	30
Alix	1	Russellville	715
Ozark	1	PULASKI COUNTY	6
GARLAND COUNTY	1	Little Rock	3
Hot Springs	1	Maumelle	1
JOHNSON COUNTY	82	North Little Rock	1
Clarksville	31	Sherwood	1
Coal Hill	4	YELL COUNTY	75
Hagerville	1	Belleville	4
Hartman	4	Casa	3
Knoxville	15	Centerville	1
Lamar	27	Danville	4
LOGAN COUNTY	8	Dardanelle	55
New Blaine	1	Delaware	2
Scranton	5	Havana	1
Subiaco	2	Ola	3
LONOKE COUNTY	1	Plainview	1
Austin	1	Waveland	1
Total 1145			
Source: Entergy (2000a)			

County growth has continued since 1990. Operations at the ANO site have influenced population growth in Pope County. In 1989, 2205 permanent plant staff were onsite at ANO; additional contract workers were onsite during outages. Of the permanent work force, 90 percent (1985) lived in Pope County (APL 1990; NRC 1996; 1999). Based on the residential settlement pattern of ANO's 1977 work force, the staff estimated that 43.8 percent (869) of those residing in Pope County in 1989 were prior residents who obtained jobs and that 56.2 percent (1116) were workers who migrated into the area for jobs. Also following the pattern set during plant operations, it is estimated that 60 percent of the in-migrants (670) were accompanied by their families. Assuming the 1990 Arkansas average family size of 3.06 persons, this represents a total in-migration of 2496 residents for the county. Based on the ratio of nonplant jobs created in Pope County in 1977, it is estimated that ANO's 1989 operations created an additional 860 indirect jobs in service industries supported by the spending of ANO workers (NRC 1996; 1999). As a result of these indirect jobs, an estimated 454 additional workers and their families (a total of 922 persons) moved into Pope County. In all, approximately 3418 new residents are estimated to have moved into Pope County as a result of ANO's 1989 operations. These new residents made up about 7.7 percent of Pope County's 1989 population of 44,534 (NRC 1996; 1999).

Since 1990, the Pope County population has continued to increase from 45,883 at the 1990 Census to 52,598 in 1999 (see Table 2-6). Johnson County increased in population from about 18,221 in 1990 to 21,358 in 1999, and Yell County increased from about 17,759 in 1990 to 18,853 in 1999 (Table 2-6). In 1997, Pope County employed 5534 in major manufacturing facilities, compared with 3281 in Johnson County and 3038 in Yell County (USCB 1997). Housing availability in the tri-county area is not limited by growth-control measures. The number of occupied housing units in Pope and Johnson Counties has more than doubled since 1970 (see Table 2-7).

Table 2-6. Population Growth in Pope, Johnson, and Yell Counties, Arkansas, 1970-1999

Pope County			Johnson County		Yell County	
Date	Population	Annual Growth %	Population	Annual Growth %	Population	Annual Growth %
1970	28,607	--	13,630	--	14,208	--
1980	38,964	3.6	17,423	2.8	17,026	2.0
1990	45,883	1.8	18,221	0.5	17,759	0.4
1999	52,598	1.5	21,358	1.7	18,853	0.6
Source: USCB (1999).						

Table 2-7. Housing Units and Housing Units Vacant (Available) by County, 1970-1999

	1970	1980	1990	1999 ^(a)
Pope County				
Housing Units	9882	14,885	18,430	
Occupied Units	9014	13,615	16,828	20,153
Vacant Units	868	1288	1602	
Johnson County				
Housing Units	5278	7179	7984	
Occupied Units	4761	6395	7059	8543
Vacant Units	517	784	925	
Yell County				
Housing Units	5361	6877	7868	
Occupied Units	4725	6219	6907	7393
Vacant Units	636	658	961	

Sources: USCB (1991; 1998).

(a) Estimation based on average household size in 1990 and U.S. Census Bureau County Population Estimates for July 1, 1999 (USCB 1999).

2.2.8.2 Public Services

Water Supply. Potable water used within a 16-km (10-mi) radius of ANO is from subsurface and surface sources and is used for domestic and industrial purposes. The area has seven public water systems and four wastewater systems that serve the incorporated towns and rural areas. Table 2-8 shows source and capacity information on selected water supply systems in communities near ANO, as well as the area served by each. Russellville, Dover, and London are all primarily served with surface water from the Illinois Bayou. Large areas of Pope County are not served by public water supplies. In 1997, the City of Russellville completed the construction of a new water supply source, the Huckleberry Creek Reservoir. The new reservoir significantly increases the water system storage capacity, and provides residential and industrial customers in the area with a reliable supply of high-quality water. Plans are being made to double the current water treatment processing capacity of 0.4 m³/s (10 million gpd).

Table 2-8. Major Public Water Supply Systems within 16-km (10-mi) Radius of ANO in 2000

Water System	Source	Min. Daily Capacity, m ³ (gallons)	Ave. Daily Capacity, m ³ (gallons)	Max. Daily Capacity, m ³ (gallons)	Area Served
City Corporation	Illinois Bayou	17,200 (4,536,000)	21,000 (5,566,000)	94,500 (25,000,000)	City of Russellville
Dardanelle Water Department	Wells	No data	4500 (1,200,000)	9300 (2,458,000)	City of Dardanelle
Dover Water Department	City Corporation (Illinois Bayou)	240 (62,400)	450 (118,100)	1600 (432,000)	City of Dover and surrounding rural areas
London Water Department	City Corporation (Illinois Bayou)	270 (72,000)	300 (79,000)	820 (216,000)	City of London and surrounding rural areas
Northeast Yell County Water Association, Inc.	Danville Water Department (Cedar Piney Reservoir)	No data	200 (52,000)	No data	Rural Yell, Conway, and Perry Counties
Tri-County Regional Water Distribution District	City Corporation (Illinois Bayou); also some from Atkins Water Department (Galla Lake)	No data	1650 (436,000)	20,000 (5,328,000)	Rural Pope County from above London east to Conway County line
West Crow Mountain Water Association	City Corporation (Illinois Bayou)	No data	770 (203,000)	5200 (1,382,000)	Rural area east of Russellville

Source: Arkansas Department of Health, Facsimile Correspondence, October 3, 2000

Availability of wastewater collection is currently considered to be adequate. In 1990, public wastewater collection was provided for 51 percent of the Pope County residents while 49 percent used septic tanks or other private means of disposal. Public wastewater collection was provided for only 35 percent of the residents of Johnson County and 39 percent of the residents of Yell County.

Plant and the Environment

1 **Education.** In 1990, there were 20,459 students enrolled in schools in the Pope-Yell-
2 Johnson County area (USCB 1998). Enrollment averaged 9234 for the public schools in Pope
3 County during the 1999-2000 school year.^(a) An additional 3 percent of Pope County school-
4 age children attend private schools. The primary school district serving the area around ANO is
5 the Russellville School District (5350 enrolled in October, 1999), providing schooling with seven
6 elementary schools, two middle schools, and one high school. Other school districts around the
7 ANO site include the Clarksville School District in Johnson County, with enrollment of approxi-
8 mately 1700 during the 1999-2000 school year, and the Dardanelle School District in Yell
9 County with an average enrollment of 1743 in 1999-2000. The Clarksville School District is
10 made up of two elementary schools, one middle school, and one high school, and the
11 Dardanelle School District has two elementary schools, one middle school, and one high
12 school. Pope County also has an Area Vocational Center and a state university, Arkansas
13 Technical University, with an enrollment of 1840 in 1999.

14
15 The student/teacher ratio began falling steadily after 1968 (after reaching a high of 35 to 1 in
16 1960s); by 1980, it had fallen to 20 to 1, and the Russellville School District teachers were
17 being paid more than others in Arkansas (NRC 1996; 1999). The recipient of the largest tax
18 payments within Pope County is the Russellville School District. The Russellville School District
19 ranked 66th out of the 329 school districts in the State of Arkansas for expenses per student in
20 1989. The district was ranked 7th out of 329 in teachers' salaries in 1989.

21
22 **Transportation.** Pope County is served by Interstate 40 (I-40), which runs through the
23 southern part of the county, plus U.S. Highway 64 and Scenic Highways 7, 22, and 27, and
24 State Highways 28, 124, and 333. ANO is on a two-lane highway with service to the site being
25 convenient from four main directions. Highway access is adequate, but population growth in
26 the county may create crowded conditions in the future, particularly at selected intersections.

27
28 Yell County is not served by the Interstate Highway system, but has ready access to the
29 I-40 corridor via Scenic Highways 7, 154, and 309. State Highways 10, 60, and 247 complete
30 the major road net. No roads in Yell County were identified as having serious congestion
31 problems. Johnson County is served by the I-40 corridor, as well as U.S. Highway 64 and State
32 Highways 21, 103, and 123. No roads in Johnson County were identified as having serious
33 congestion problems.

1 (a) County enrollment figures are gathered by captollmpact.com, located at <http://hpi.www.com/arcty>
2 (August 15, 2000) and individual schools and school district enrollment information was confirmed
3 and obtained through phone conversations with individuals from the schools and districts (August
4 2000).

The transportation infrastructure appears to adequately serve the residents living in communities near the plants. Two traffic issues, however, were identified by staff from the Arkansas Highway and Transportation Department and Pope County Sheriff's Office as potentially problematic. These issues include congestion at the intersection of State Highway 333 and U.S. Highway 64, which serves as a major ingress/egress point for ANO traffic. Residents have also indicated that an additional east-bound on-ramp is needed onto I-40 at the west end of Russellville. The Arkansas Highway and Transportation Department has initiated a preliminary investigation regarding the addition of an on-ramp.

2.2.8.3 Offsite Land Use

The continued availability of ANO and the associated tax base is an important feature in Pope County's ability to continue to invest in infrastructure and to draw industry and new residents. In 1999, the Pope County Operational Budget was \$3.73 million, and the school operating budget was \$21.44 million, for a total of \$25.16 million. Entergy paid \$8.66 million in taxes on ANO in 1999, or roughly one-third of the county combined operational and school budget.^(a) In Yell and Johnson County, continued presence of the plant will have less influence on development or land use, because the plant does not directly contribute to the tax base of those counties.

2.2.8.4 Visual Aesthetics and Noise

From the air, the principal visual features of the ANO region are Lake Dardanelle and the countryside, which is generally wooded or farmland. The position of the plant relative to Lake Dardanelle is such that ANO-1 is only visible from the water within the first few kilometers to the south, southwest, and southeast. The cooling tower of ANO-2, however, is visible from at least 16 km (10 mi) away, and its plume can be seen from a much greater distance. From the lake, the shoreline appears mostly wooded with housing developments and boat launches.

Because of woods and topography, noise from ANO is generally not an issue. The only sounds heard offsite are the plant loudspeakers and shooting range, which can be heard nearby on the lake.

(a) Taken from Pope County 1999 Taxes Payable Statement 2000 and 1999 Pope County Tax Statement, provided by Bobbye McAlister, Pope County Collector, April 2000.

2.2.8.5 Demography

Entergy's emergency response plan estimated resident population as 26,800 within 16 km (10 mi) of ANO for 1980 (NRC 2000). The ANO-1 Environmental Report (ER) estimates for the year 2000 indicate that the population within the 16 km (10 mi) radius has increased by approximately 60 percent to 42,569 since 1980 (Entergy 2000a).

Tables 2-9 through 2-12 estimate resident population for 2000 and each decade through the proposed ANO-1 license renewal term (2010, 2020, 2030). The 2010 projections represent the estimated population near the first year of license renewal for ANO-1 (2014). Near the end of the license renewal term (2030), the population within 80 km (50 mi) of ANO is projected to be 322,991, as compared with 274,037 in 2000 (Entergy 2000a). Data for 2000 are based on the 1990 U.S. Bureau of the Census data (USCB 1990).

Table 2-9. Estimated Population Distribution in 2000 within 80 km (50 mi) of ANO

Sector	0-16 km (0-10 mi)	16-32 km (10-20 mi)	32-48 km (20-30 mi)	48-64 km (30-40 mi)	64-80 km (40-50 mi)	Total
N	1503	1030	355	352	1850	5090
NNE	2221	3859	269	380	822	7551
NE	14,775	4630	1929	363	1320	23,017
ENE	11,507	2987	2023	1849	4848	23,214
E	4506	5772	9009	5091	21,611	45,989
ESE	1899	639	4794	3294	38,275	48,901
SE	841	894	1305	1825	3311	8176
SSE	1118	701	332	4640	12,334	19,125
S	473	2037	172	781	9257	12,720
SSW	606	1341	504	484	1898	4833
SW	391	3026	617	615	600	5249
WSW	315	1142	881	1198	1372	4908
W	58	237	5062	8033	6521	19,911
WNW	713	1781	4455	9993	4078	21,020
NW	322	2295	10,073	1838	1330	15,858
NNW	1321	3333	2377	748	696	8475
Total	42,569	35,704	44,157	41,484	110,123	274,037

Source: Entergy 2000a.

Table 2-10. Estimated Population Distribution in 2010 within 80 km (50 mi) of ANO

Sector	0-16 km (0-10 mi)	16-32 km (10-20 mi)	32-48 km (20-30 mi)	48-64 km (30-40 mi)	64-80 km (40-50 mi)	Total
N	1622	1112	383	380	1997	5494
NNE	2398	4165	291	410	887	8151
NE	15,948	4998	2082	392	1425	24,845
ENE	12,421	3224	2184	1995	5234	25,058
E	4864	6231	9724	5495	23,328	49,642
ESE	2050	689	5175	3556	41,316	52,786
SE	907	965	1409	1970	3574	8825
SSE	1207	757	358	5009	13,314	20,645
S	510	2198	185	843	9993	13,729
SSW	654	1447	544	523	2049	5217
SW	422	3266	666	664	648	5666
WSW	340	1233	951	1293	1481	5298
W	62	256	5465	8671	7040	21,494
WNW	769	1922	4809	10,787	4402	22,689
NW	347	2477	10,873	1984	1435	17,116
NNW	1426	3598	2565	808	751	9148
Total	45,947	38,538	47,664	44,780	118,874	295,803

Source: Computed from Table 2-9.

Table 2-11. Estimated Population Distribution in 2020 within 80 km (50 mi) of ANO

Sector	0-16 km (0-10 mi)	16-32 km (10-20 mi)	32-48 km (20-30 mi)	48-64 km (30-40 mi)	64-80 km (40-50 mi)	Total
N	1712	1174	404	401	2108	5799
NNE	2530	4395	307	433	936	8601
NE	16,830	5274	2197	413	1503	26,217
ENE	13,107	3403	2304	2106	5523	26,443
E	5133	6575	10,262	5799	24,618	52,387
ESE	2164	727	5461	3752	43,600	55,704
SE	958	1018	1487	2079	3771	9313
SSE	1274	799	378	5285	14,050	21,786
S	539	2320	196	890	10,545	14,490
SSW	690	1527	574	551	2162	5504
SW	445	3447	703	700	684	5979
WSW	359	1301	1003	1365	1563	5591
W	66	270	5767	9150	7429	22,682
WNW	812	2029	5075	11,384	4645	23,945
NW	366	2614	11,474	2094	1515	18,063
NNW	1505	3797	2707	853	792	9654
Total	48,490	40,670	50,299	47,255	125,444	312,158

Source: Computed from Table 2-10.

Table 2-12. Estimated Population Distribution in 2030 within 80 km (50 mi) of ANO

Sector	0-16 km (0-10 mi)	16-32 km (10-20 mi)	32-48 km (20-30 mi)	48-64 km (30-40 mi)	64-80 km (40-50 mi)	Total
N	1771	1215	418	415	2181	6000
NNE	2618	4548	317	448	969	8900
NE	17,414	5457	2273	428	1555	27,127
ENE	13,562	3521	2384	2179	5715	27,361
E	5311	6803	10,618	6000	25,472	54,204
ESE	2239	753	5651	3883	45,113	57,639
SE	991	1053	1539	2151	3902	9636
SSE	1318	827	391	5469	14,538	22,543
S	557	2400	202	921	10,911	14,991
SSW	714	1580	594	571	2237	5696
SW	461	3567	727	725	707	6187
WSW	371	1346	1038	1412	1617	5784
W	68	279	5967	9468	7686	23,468
WNW	840	2099	5251	11,779	4807	24,776
NW	379	2705	11,872	2167	1567	18,690
NNW	1557	3929	2801	882	820	9989
Total	50,171	42,082	52,043	48,898	129,797	322,991

Source: Computed from Table 2-11.

The 2000 resident population distribution (by distance and directions) is found in Tables 2.4-1 through 2.4-7 of the Entergy ER (Entergy 2000a). Populations for the sectors^(a) were calculated using population values at the census block level, the smallest enumeration level used by the U.S. Bureau of the Census. The computer program SECPOP90 was used to process block level 1990 census data to prepare population estimates for the region surrounding ANO (Sciencetech 1999). Census blocks whose geographic centroid was located within a sector were considered to lie within that sector. For each sector that is located within 80 km (50 mi) of the plant, the population numbers for the blocks within each sector were summed to give a total for that sector. The projected population within the sectors for the years 2000, 2010, 2020, and 2030 was calculated by increasing the 1990 population for each sector by the percentage increases between the respective periods.

Current projections in the ANO-1 ER (Entergy 2000a) indicate that by the year 2015, the population within 80 km (50 mi) will be approximately 304,000, which is about 20 percent higher than projected in the original *Final Environmental Statement* (AEC 1973). The higher growth within the 16-km (10-mi) radius is primarily related to population growth in Pope and Johnson Counties. Between 1990 and 1999, Pope and Johnson Counties grew nearly twice as fast as the State of Arkansas (14.6 percent [Pope] and 17.2 percent [Johnson] per year versus

(a) A sector is identified by a combination of its compass direction and the distance of its outer edge from the plant. For instance, the sector that is between 11.25 and 33.75 degrees and 64 km (40 mi) and 80 km (50 mi) from a plant is identified as NNE50.

8.5 percent for the State of Arkansas). Factors stimulating growth in Pope County include growth of the food processing industry. Between 2000 and 2030, the population within 80 km (50 mi) of ANO is estimated to increase approximately 18 percent, from about 274,000 to about 323,000 (Entergy 2000a).

Table 2-13 lists the age distribution of Pope County in 1990 compared to the U.S. population. The distributions are similar, with a slightly higher percentage of school-age children in Pope County compared with the nation as whole.

Transient Population. The transient population in the vicinity of ANO can be identified as daily or seasonal. Daily transients are associated with places where a large number of people gather regularly, such as local businesses, industrial facilities, and schools. Seasonal transients result from the use of weekend recreational areas such as Lake Dardanelle or Mount Nebo, which is located about 13 km (8 mi) directly south of the plant. The seasonal automobile counts associated with selected recreation within 80 km (50 mi) of the station are listed in Table 2-14.

2.2.9 Historic and Archaeological Resources

This section discusses the cultural background and the known and potential historic and archaeological resources at the ANO site and in the surrounding area.

Table 2-13. Estimated Age Distribution of Population in 1990

Age Group	Pope County, Arkansas		United States	
	Number	Percentage	Number	Percentage
Under 5	3350	7.3	19,512,000	7.6
5-19	10,601	23.1	53,523,000	21.0
20-44	17,809	38.8	101,416,000	39.8
45-64	8438	18.4	48,348,000	19.0
65 and Over	5685	12.4	32,283,000	12.7
	45,883	100.0	255,082,000	100.0

Source: USCB 1990.

Table 2-14. Seasonal Transient Automobile Count in Recreation Areas within 80 km (50 mi) of ANO, 1980

Recreation Area	Peak Autos	Average Autos	Night Autos
Mt. Nebo	2000	500	250
Lake Dardanelle	2500	100	25
Ouita	500	300	100
Russellville State Park	4000	1000	300
Cabin Creek		133	57
Dam Site East		1323	0
Delaware Use Area		129	64
Dike View		0	0
Flat Rock		142	71
Highway 64 Cove		10	0
Illinois Bayou		0	0
Piney Bay		313	157

Source: NRC 2000.

2.2.9.1 Cultural Background

The area around the ANO site is rich in prehistoric and historic Native American and historic Euroamerican resources. This part of west-central Arkansas has an archaeological sequence that extends back about 12,000 years, although human use of the region was probably limited during the first few thousand years of human presence. Similar to much of the surrounding southeastern states, archaeological periods defined for this part of Arkansas fall into several sequential cultural periods of Native American occupation: the Paleo-Indian era (about 9500 B.C. to 8000 B.C.), the Archaic era (8000 B.C. to 500 B.C.), the Woodland era (500 B.C. to A.D. 900), the Mississippian era (A.D. 900 to A.D. 1541), and the Historic era, initiated by the initial intrusion of Spanish explorers into the area (A.D. 1541 to A.D. 1850) (Schambach and Newell 1990).

The prehistoric periods were marked by initial reliance on big game hunting subsistence, followed by increased use of smaller game animals and plant foods in the Archaic era. Trends toward more sedentary villages with greater reliance on cultivated crops began late in the Woodland era and increased in importance in the following Mississippian era. In Arkansas, the Mississippian cultures were largely focused in the eastern part of the state, along the Mississippi River valley. In the region of western Arkansas, including the Arkansas River valley, contemporaneous cultures included the Caddoan groups who, like the Mississippians, grew cultivated crops, but, unlike their neighbors to the east, continued to rely heavily on hunting, fishing, and gathering of wild plants.

Following initial contact by the Spanish, and later Euroamerican settlers, the Native American Historic-era in the vicinity of ANO was marked by nearly continual occupation and visits by several tribes as they coped with the Euroamerican expansion into their former homelands (Sabo 1992). Before a large land cession in 1808, the region north of the Arkansas River was primarily occupied by the Osage, while the area south of the river was occupied by the Quapaw until that land was ceded to the U.S. in 1818. Other tribes that either visited or occupied smaller areas during this time included the historic Caddos, Tunicas, Shawnee, and Delaware.

Beginning immediately after the 1808 Osage cession and their removal to the region of present-day Oklahoma, the Arkansas River valley was occupied by the Cherokees, who had begun to be pushed out of their traditional homelands in the Carolinas. Known as the "Arkansas Cherokees" (Markham 1972; Davis 1987), the Cherokees occupied the Arkansas River corridor from Little Rock on the east to Fort Smith on the west between 1809 and 1828. In 1817, a reservation was set aside for the Arkansas Cherokees on the north side of the river that included the ANO site. Soon after, additional Cherokees emigrated into the area from the Southern Appalachian area, bringing the population of Cherokees in the Arkansas River valley to 4000 to 5000. Increasing pressure from white settlers brought about another land cession by the Arkansas Cherokees, and in 1828 they once again moved westward to the Oklahoma Territory, marking the end of Native American occupation in the project area.

Though relatively brief, the Cherokee occupation of the area including the ANO site was fairly intense and left a lasting mark in the archaeological and historic records. The primary historic site associated with this period is the Dwight Mission, a Presbyterian mission to the Cherokees, established in 1820 on the west bank of Illinois Bayou, about 2.4 km (1.5 mi) east of the ANO property line (Turrentine 1962). When the Cherokees were forced out of the area a few years later, the mission relocated to Oklahoma as well. Lake Dardanelle inundated some of the original mission compound in the 1960s. The archaeological record from the Cherokee villages and home sites in the area around ANO is relatively unknown, but recent investigations indicate that the local archaeological remains hold great promise for significant research potential (Stewart-Abernathy 1998).

Plant and the Environment

1 Following Cherokee removal, the area, including the ANO property, was immediately taken up
2 by Euroamerican settlers, including the May and Rye families, who settled the land in the
3 immediate vicinity of the ANO site in the 1830s (Anonymous 1975; Vance 1970). Although
4 early Euroamerican use of the land within the ANO property was primarily agricultural,
5 numerous important Historic-era resources exist a short distance north of the site (Pope County
6 Historical Association 1979, 1981; Vance 1970). Completed in 1823, a military road passed
7 through the river valley, just north of ANO, that connected Memphis, Little Rock, Fort Smith,
8 and the Oklahoma Territory. In 1838-39, this road was used as part of the final Cherokee
9 removal from the Southern Appalachians and northern Georgia, along the infamous "Trail of
10 Tears." The area just northwest of the plant site that would eventually become the town of
11 London had a population of 65 people in 1832, although the town itself was not incorporated
12 until 1882 with a population of 119. Three cotton gins were in the vicinity of London at one
13 time. One of these was built in 1847 on the Rye farm, located just west of the plant on ANO
14 property; the gin was torn down in 1902.

15
16 Completed in 1823, a military road passed through the river valley, just north of ANO, that
17 connected Memphis, Little Rock, Fort Smith, and the Oklahoma territory. In 1838-39, this road
18 was used for part of the final Cherokee removal from the Southern Appalachians and northern
19 Georgia, along the infamous "Trail of Tears." There were two routes of the 1838 Trail of Tears
20 that passed by the present-day ANO site (U.S. Department of the Interior 1992). The first was
21 the water route that in part followed the Arkansas River into Indian Territory. In the summer of
22 that year, three detachments of Cherokees followed the water route to Fort Smith, west of
23 Russellville, then on into their new homelands. The second route, designated Bell's Route,
24 involved a detachment of 600-700 Cherokees, led by John A. Bell, that followed the land route
25 along the north side of the Arkansas River. For the ANO site, the water route passed along the
26 southern boundary, using the now submerged Arkansas River waterway, and the land route
27 passed just to the north, along the military road.

28
29 The Trail of Tears was designated a National Historic Trail by Congress in 1987, and granted
30 additional protection under the National Trails System Act of 1990. The legislatively-designated
31 historic trail includes only the water route in the vicinity of the ANO site; Bell's Route was not
32 formally included, although it's designation as part of the national trail system is still under
33 study.

34
35 The area just northwest of the plant site that would eventually become the town of London had
36 a population of 65 people in 1832, although the town itself was not incorporated until 1882 with
37 a population of 119. There were at one time three cotton gins in the vicinity of London,
38 including one that was built in 1847 on the Rye farm, located just west of the plant on ANO
39 property. It was torn down in 1902.

Transportation and communication features soon followed. Just north of the ANO property, the Fort Smith and Little Rock Railroad was constructed in 1873; later, it was the Iron Mountain Railroad; currently, it is the Missouri-Pacific line. Telephone service to the area began about 1900, and U.S. Highway 64 was constructed in 1921. The Arkansas-Louisiana gas main was completed in 1928, and electrical power became available in the late 1930s.

2.2.9.2 Historic and Archaeological Resources at the ANO Plant Site

Prehistoric. Construction of the ANO-1 nuclear plant within the 1100-acre site began in 1968. In 1969, the Arkansas Archaeological Society conducted a reconnaissance field survey of the lands within the site that were not within the construction zone and which were not heavily vegetated (Cole 1969). From the report, it is not possible to define the actual acreage examined, although it is important to note that the goal of the fieldwork was only to identify and record Native American archaeological properties.

Five prehistoric sites (3PP62-66)^(a) were recorded by the survey. All represented light surface scatters of archaeological materials with few age diagnostic artifacts. No ceramics, indicative of later Caddoan occupation, were located, and the sites probably represent pre-ceramic or Archaic-era campsites. Because each of the archaeological sites was located away from the construction area, Cole (1969) recommended that no further analysis was necessary at the time, although he cautioned that if any of the sites were to be impacted by project activities, further evaluation would be necessary. To date, none of these sites has been fully evaluated for potential significance for nomination to the National Register of Historic Places. Until these evaluations are completed, the Arkansas Historic Preservation Program considers these sites to be potentially eligible for inclusion in the National Register of Historic Places^(b) and, therefore, subject to consideration under the provisions of the National Historic Preservation Act of 1966 and its implementing regulations.

A site-file search of the archaeological records maintained at the Arkansas Archaeological Society Research Station of Arkansas Tech University in Russellville, Arkansas, revealed another 13 prehistoric archaeological sites that have been recorded within less than 1.6 kilometers (1 mile) of the ANO site boundary. These results, along with the reconnaissance-level survey methodology employed in the 1969 survey, indicate a potential for additional prehistoric Native American sites to exist on ANO property.

(a) This is the nomenclature used by the Arkansas Archaeological Society for site identification.

(b) Letter from Cathy Buford Slater, State Historic Preservation Officer, to Dr. Gary Tucker, FTN Associates, March 30, 1998.

Plant and the Environment

Cole (1972) conducted a site-file search for five transmission line rights-of-way emanating from ANO that were either already constructed, under construction, or proposed for construction. Scanty data of past archaeological surveys or known archaeological sites along any of the transmission line rights-of-way were available. There is no record that archaeological fieldwork was ever conducted along the ANO transmission line rights-of-way beyond the site-file search.

Historic. As noted above, the 1969 archaeological survey of the ANO site only focused on potential Native American properties, even though Historic-era Euroamerican sites were clearly present. Consequently, none of the Historic-era properties has been recorded or evaluated for National Register of Historic Places eligibility.

Review of Historic-era records and maps during the site visit revealed that more than 35 Historic-era properties existed within the ANO property boundaries, dating from approximately 1830 to 1967, when the property was acquired by the Arkansas Power and Light Company. Although occupation of the area was continuous during the 1800s, specific information was not found on either the number of or precise locations of Historic-era sites. It is known that the May farm was located south of the nuclear plant, and that the Rye farm, with its cotton gin, was located just west of the plant.

Examination of three sequential Historic-era maps from the 1900s indicates intensive occupation of the project area, along with some interesting trends in density of the occupation. The maps that were examined, along with the results, include the following:

- 1913 Soils Map, U.S. Department of Agriculture, Bureau of Soils – This map indicates the presence of between 13 and 16 farms that were located on the ANO property at the time of the soil survey.
- 1940 Arkansas Tributary and Tributaries Map, U.S. Army Corps of Engineers, Little Rock District, Arkansas Survey River Survey Board – Data reflected on this map show that by 1940, some 35 to 37 farms were located on the ANO property.
- 1963, U. S. Geological Survey, Russellville West Topographic Map – By the time this map was published (1963), the number of farms located on the soon-to-be ANO site had been reduced to 11 to 13 properties. According to an article in the Russellville, Arkansas, *Daily Courier Democrat* (August 22, 1967), one-half dozen landowners were affected by the Arkansas Power and Light land-acquisition activity.

No standing structures remain at any of these former historic sites except for a few storm shelter/ storage cellars. They exist as unrecorded and unevaluated Historic-era archaeological sites that exhibit house and outbuilding foundations, artifact scatters, trash dumps, and buried features, along with the historic roads and trails that linked the farming community.

1 In addition to the farms, one Historic-era cemetery, the May Cemetery, is located on ANO
2 property, about one-half mile south of the plant. The cemetery is protected by a chain link
3 fence and is well maintained. According to Lemley (1981, pp. 188-190), 106 marked and
4 named graves are in the cemetery, along with a number of unnamed graves, both marked and
5 unmarked. The cemetery was established in 1885. Because the plant site property was initially
6 homesteaded about 55 years earlier, earlier interments were either buried elsewhere or are
7 co-located with early farmsteads in unknown and unmarked graves. Two other historic
8 cemeteries exist in proximity to the ANO site: the Swan (Finchum) Cemetery, located about
9 0.8 km (0.5 mi) west of the northwest corner of the ANO boundary, and the Crain Cemetery,
10 situated immediately north of State Highway 333, between the plant entrance and London, and
11 about 183 m (200 yd) from the ANO property line (Lemley 1981, pp. 122-123 and 368). The
12 Crain Cemetery does not appear on ANO or U.S. Geological Survey base maps, but includes
13 some 32 marked graves dating back to 1865.

14 15 **2.2.10 Related Federal Project Activities**

16
17 The staff reviewed the possibility that activities of other Federal agencies might impact the
18 renewal of the operating license for ANO-1. Any such activities could result in cumulative
19 environmental impacts and the possible need for the Federal agency to become a cooperating
20 agency for preparation of the SEIS.

21
22 The ANO-1 plant obtains its cooling water from Lake Dardanelle formed by the Dardanelle Lock
23 and Dam. The Dardanelle Lock and Dam was authorized by Congress. It was constructed and
24 is operated by the U.S. Army Corps of Engineers. The Dardanelle Lock and Dam produces
25 hydroelectric power. Under the Federal Power Act of 1920, the Federal Energy Regulatory
26 Commission does not license Federally-owned hydroelectric facilities such as the Dardanelle
27 Lock and Dam.

28
29 The staff determined that there were no Federal project activities directly related to renewal of
30 the operating license for ANO-1 that could result in cumulative environmental impacts or that
31 would make it desirable for another Federal agency to become a cooperating agency for
32 preparation of the SEIS. No Federal agencies participated in the scoping meetings or
33 submitted written comments during the comment period following the scoping meetings.

34 35 **2.3 References**

36
37 10 CFR Part 20, Appendix B, Table 2, "Annual limits on intake (ALIs) and derived air
38 concentrations (DACs) of radionuclides for occupational exposure; effluent concentrations;
39 concentrations for Release to Sewerage."
40

Plant and the Environment

1 10 CFR 20.1301(d), "Dose limits for individual members of the public."

2
3 10 CFR Part 50, Appendix I, "Numerical guides for design objectives and limiting conditions for
4 operation to meet the criterion 'as low as is reasonably achievable' for radioactive material in
5 light-water-cooled nuclear power reactor effluents."

6
7 10 CFR Part 54, "Requirements for renewal of operating licenses for nuclear power plants."

8
9 10 CFR Part 61, "Licensing requirements for land disposal of radioactive waste."

10
11 10 CFR Part 71, "Packaging and transportation of radioactive material."

12
13 10 CFR Part 72, "Licensing requirements for the independent storage of spent nuclear fuel and
14 high-level radioactive waste."

15
16 40 CFR 81.304, "Arkansas."

17
18 40 CFR 81.404, "Identification of Mandatory Class 1 Federal Areas where visibility is important
19 value: Arkansas."

20
21 40 CFR Part 190, "Environmental radiation protection standards for nuclear power operations."

22
23 Anonymous. 1975. *May Family in Pope County, Arkansas*. Pope County Historical
24 Association Quarterly, Volume 9, Number 3, pp. 69-81.

25
26 Arkansas Power and Light (APL). 1990. *Survey Response from Arkansas Power & Light*
27 *Company*. Little Rock, Arkansas.

28
29 Atomic Energy Act of 1954, 42 USC 2011, et seq.

30
31 Clean Air Act of 1970, as amended, 42 USC 7401 et seq.

32
33 Cole, K. W. 1969. *Archaeological Survey of the Arkansas Power and Light Company Nuclear*
34 *Power Plant Construction Area, Pope County, Arkansas, 1969*. Arkansas Archaeological
35 Survey, University of Arkansas Museum, Fayetteville, Arkansas.

36
37 Cole, K. W. 1972. *Preliminary Investigation of the Power Transmission Lines Emanating from*
38 *Units One and Two of Nuclear One, The Arkansas Power and Light Company Nuclear Power*
39 *Generating Plant*. Arkansas Archaeological Survey, University of Arkansas Museum,
40 Fayetteville, Arkansas.
41

1 Davis, H. A. 1987. "The Cherokee in Arkansas: An Invisible Archaeological Resource." In
2 "Visions and Revisions: Ethnohistoric Perspectives on Southern Cultures," edited by G. Sabo III
3 and W. M. Schneider, pp. 48-58. University of Georgia Press, Athens, Georgia.

4
5 Edwards, R. L., L. F. Graves, A. C. Sprankle, D. L. Elliott, W. R. Barchet, and R. L. George.
6 1981. *Wind Energy Resource Atlas: Volume 7--The South Central Region*. PNL-3195
7 WERA-7, Pacific Northwest Laboratory, Richland, Washington.

8
9 Entergy Operations, Inc. 1981. ANO Emergency Plan. Russellville, Arkansas.

10
11 Entergy Operations, Inc. 1999a. *Offsite Dose Calculation Manual*. Arkansas Nuclear One,
12 Revision 13, PC-3. Entergy Operations, Inc., Russellville, Arkansas.

13
14 Entergy Operations, Inc. 1999b. Arkansas Nuclear One- Units 1 and 2. *Annual Radiological*
15 *Environmental Operating Report for 1997*. Entergy Operations, Inc. Russellville, Arkansas.

16
17 Entergy Operations, Inc. 1999c. *Arkansas Nuclear One - Units 1 and 2 Annual Radioactive*
18 *Effluent Release Report for 1998*. Entergy Operations, Inc., Russellville, Arkansas
19 (February 25, 1999).

20
21 Entergy Operations, Inc. 2000a. Letter from C. Randy Hutchinson, Vice President, Operations,
22 ANO, to U.S. Nuclear Regulatory Commission. Subject: License Renewal Application -
23 Arkansas Nuclear One, Unit 1. Dated January 31, 2000. (Contains the Entergy Environmental
24 Report).

25
26 Entergy Operations, Inc. 2000b. *Arkansas Nuclear One - Units 1 and 2 Annual Radioactive*
27 *Effluent Release Report for 1999*. Entergy Operations, Inc., Russellville, Arkansas (February
28 28, 2000).

29
30 Federal Power Act of 1920, as amended, 16 USC 791 et seq.

31
32 Federal Water Pollution Control Act of 1977, as amended, 33 USC 1251 et seq. (also known as
33 the Clean Water Act).

34
35 Greller, A.M. 1988. "Deciduous Forest." Pp. 287-316, in *North American Terrestrial*
36 *Vegetation*, M.G. Barbour and W.D. billings, eds., Cambridge University Press, New York.

37
38 Lemley, J. B., Editor and Compiler. 1981. *Cemeteries of Pope County, Arkansas, 2nd Edition*.
39 Pope County Genealogy and Family Group, Russellville, Arkansas.

Plant and the Environment

- 1 Markman, R. P. 1972. *The Arkansas Cherokees: 1817-1828*. Ph.D. Dissertation. The
2 Graduate College, University of Oklahoma, Norman, Oklahoma.
- 3
- 4 Pope County Historical Association. 1979. *History of Pope County, Arkansas*. Hunter
5 Publishing Company, Winston-Salem, North Carolina.
- 6
- 7 Pope County Historical Association. 1981. *History of Pope County, Arkansas: Volume II*.
8 Josten's Publishing Company, Topeka, Kansas.
- 9
- 10 Ramsdell, J. V. and G. L. Andrews. 1986. *Tornado Climatology of the Contiguous United*
11 *States*. NUREG/CR-4461, U.S. Nuclear Regulatory Commission, Washington, D.C.
- 12
- 13 Resource Conservation and Recovery Act of 1976, 42 USC 6901 et seq.
- 14
- 15 Rickett, J.D. 1994. *Dardanelle Reservoir-Illinois Bayou Embayment Survey Progress Report*
16 *No. 34*. Submitted to Entergy Corporation, Arkansas Nuclear One, Russellville, Arkansas by
17 J. D. Rickett, University of Arkansas, Little Rock, Arkansas.
- 18
- 19 Rickett, J. D., and R. L. Watson. 1994. "First record of *Leptodora kindti* in Dardanelle
20 Reservoir and status of other recent additions to Dardanelle fauna." *Proc. Ark. Acad. Sci.* 48.
- 21
- 22 Sabo, G. III. 1992. *Paths of Our Children: Historic Indians of Arkansas*. Arkansas
23 Archaeological Survey, Popular Series Number 3. Fayetteville, Arkansas.
- 24
- 25 Schambach, F., and L. Newell. 1990. *Crossroads of the Past: 12,000 Years of Indian Life in*
26 *Arkansas*. Arkansas Archaeological Survey, Popular Series Number 2. Fayetteville, Arkansas.
- 27
- 28 Scientech. 1999. *Regional Population 2000-2030 Projections, ANO-1 Level 3 Model*
29 *Preparation*. September 1999. Gaithersburg, MD.
- 30
- 31 Stewart-Abernathy, L. C. 1998. *Some Archaeological Perspectives on the Arkansas*
32 *Cherokee*. The Arkansas Archaeologist, Volume 37, pp. 39-54.
- 33
- 34 Turrentine, G. R. 1962. *Dwight Mission*. Arkansas Valley Historical Papers, Number 25,
35 Russellville, Arkansas.
- 36
- 37 U.S. Atomic Energy Commission (AEC). 1973. *Final Environmental Statement Related to*
38 *Operation of Arkansas Nuclear One Unit 1, February 1973*. Washington, D.C.
- 39
- 40 U.S. Bureau of the Census (USCB). 1990. 1990 Census of Population and Housing, STF-3A,
41 <<http://www.aiea.ualr.edu/csdc/cntydata>> (accessed May 10, 2000).

1 U.S. Bureau of the Census (USCB). 1991. 1990 Census Population and Housing; Public
2 Law 94-171 Data. Washington, D.C.

3
4 U.S. Bureau of the Census (USCB). 1997. County Business Patterns.
5 <<http://her2.census.gov>> (accessed May 10, 2000), Washington, D.C.

6
7 U.S. Bureau of the Census (USCB). 1998. USA Counties 1998 CD-ROM
8 <<http://her2.census.gov>> (accessed May 2, 2000). Washington, D.C.

9
10 U.S. Bureau of the Census (USCB). 1999. County Estimates for July 1, 1999 and Population
11 Change for April. <<http://www.census.gov/population/estimates/county/co-99/99C2-05.txt>>
12 (accessed May 2, 2000).

13
14 U.S. Department of Agriculture (USDA). 1981. *Soil Survey of Pope County Arkansas*. Little
15 Rock, Arkansas.

16
17 U.S. Nuclear Regulatory Commission (NRC). 1996. *Generic Environmental Impact Statement*
18 *for License Renewal of Nuclear Plants*. NUREG-1437, Washington, D.C.

19
20 U.S. Nuclear Regulatory Commission (NRC). 1999. *Generic Environmental Impact Statement*
21 *for License Renewal of Nuclear Plants, Main Report, Section 6.3 - Transportation, Table 9.1,*
22 *Summary of findings on NEPA issues for license renewal of nuclear power plants,*
23 NUREG-1437, Vol. 1, Addendum 1, Washington, D.C.

24
25 U.S. Nuclear Regulatory Commission (NRC). 2000. *Summary of Site Audit to Support License*
26 *Renewal Application of Arkansas Nuclear One Unit 1*. Dated May 1, 2000. Washington, D.C.

27
28 Vance, D. L. 1970. *Early History of Pope County: A History of Pope County in the Nineteenth*
29 *Century and in the Early Part of the Twentieth Century*. Foreman-Payne Publishers, Mabelville,
30 Arkansas.

3.0 Environmental Impacts of Refurbishment

Environmental issues associated with refurbishment activities were discussed in the *Generic Environmental Impact Statement for License Renewal of Nuclear Plants* (GEIS), NUREG-1437 (NRC 1996; 1999).^(a) The GEIS included a determination of whether the analysis of the environmental issues could be applied to all plants and whether additional mitigation measures would be warranted. Issues were then assigned a Category 1 or a Category 2 designation. As set forth in the GEIS, Category 1 issues are those that meet all of the following criteria:

- (1) The environmental impacts associated with the issue have been determined to apply either to all plants or, for some issues, to plants having a specific type of cooling system or other specified plant or site characteristics.
- (2) A single significance level (i.e., SMALL, MODERATE, or LARGE) has been assigned to the impacts (except for collective offsite radiological impacts from the fuel cycle and from high-level waste and spent fuel disposal).
- (3) Mitigation of adverse impacts associated with the issue has been considered in the analysis, and it has been determined that additional plant-specific mitigation measures are likely not to be sufficiently beneficial to warrant implementation.

For issues that meet the three Category 1 criteria, no additional plant-specific analysis is required unless new and significant information is identified.

Category 2 issues are those that did not meet one or more of the criteria of Category 1, and, therefore, additional plant-specific review for these issues is required.

License renewal actions may require refurbishment activities for the extended plant life. These actions may have an impact on the environment that requires evaluation, depending on the type of action and the plant-specific design. Environmental issues associated with refurbishment that were determined to be Category 1 issues are listed in Table 3-1.

Environmental issues related to refurbishment considered in the GEIS for which these conclusions could not be reached for all plants, or for specific classes of plants, are Category 2 issues. These are listed in Table 3-2. Category 1 and Category 2 issues related to refurbishment that are not applicable to Arkansas Nuclear One, Unit 1 (ANO-1) because they are related to plant design features or site characteristics not found at ANO are listed in Appendix F.

(a) The GEIS was originally issued in 1996. Addendum 1 to the GEIS was issued in 1999. Hereafter, all references to the "GEIS" include the GEIS and its Addendum 1.

Environmental Impacts of Refurbishment

Table 3-1. Category 1 Issues for Refurbishment Evaluation

ISSUE—10 CFR Part 51, Subpart A, Appendix B, Table B-1	GEIS Sections
SURFACE-WATER QUALITY, HYDROLOGY, AND USE (FOR ALL PLANTS)	
Impacts of refurbishment on surface-water quality	3.4.1
Impacts of refurbishment on surface-water use	3.4.1
AQUATIC ECOLOGY (FOR ALL PLANTS)	
Refurbishment	3.5
GROUNDWATER USE AND QUALITY	
Impacts of refurbishment on groundwater use and quality	3.4.2
LAND USE	
Onsite land use	3.2
HUMAN HEALTH	
Radiation exposures to the public during refurbishment	3.8.1
Occupational radiation exposures during refurbishment	3.8.2
SOCIOECONOMICS	
Public services: public safety, social services, and tourism and recreation	3.7.4; 3.7.4.3 3.7.4.4; 3.7.4.6
Aesthetic impacts (refurbishment)	3.7.8

The potential environmental effects of refurbishment actions would be identified, and the analysis would be summarized within this section, if such actions were planned. Entergy Operations, Inc. (Entergy) indicated that it has performed an evaluation of structures and components pursuant to 10 CFR 54.21 to identify activities that are necessary to continue operation of ANO-1 during the requested 20-year period of extended operation. These activities include replacement of certain components as well as new inspection activities and are described in the *Arkansas Nuclear One – Unit One, License Renewal Application* (Entergy 2000).

Table 3-2. Category 2 Issues for Refurbishment Evaluation

ISSUE—10 CFR Part 51, Subpart A, Appendix B, Table B-1	GEIS Section	10 CFR 51.53 (c)(3)(ii) Subparagraph
TERRESTRIAL RESOURCES		
Refurbishment impacts	3.6	E
THREATENED OR ENDANGERED SPECIES (FOR ALL PLANTS)		
Threatened or endangered species	3.9	E
AIR QUALITY		
Air quality during refurbishment (non-attainment and maintenance areas)	3.3	F
SOCIOECONOMICS		
Housing impacts	3.7.2	I
Public services: public utilities	3.7.4.5	I
Public services: education (refurbishment)	3.7.4.1	I
Offsite land use (refurbishment)	3.7.5	I
Public services, transportation	3.7.4.2	J
Historic and archaeological resources	3.7.7	K
ENVIRONMENTAL JUSTICE		
Environmental justice	Not addressed	

However, Entergy stated that the replacement of these components and the additional inspection activities are within the bounds of normal plant component replacement and inspections; therefore, they are not expected to affect the environment outside the bounds of plant operations as evaluated in the *Final Environmental Statement* (AEC 1973). In addition, Entergy's evaluation of structures and components as required by 10 CFR 54.21 did not identify any major plant refurbishment activities or modifications necessary to support the continued operation of ANO-1 beyond the end of the existing operating licenses. Therefore, refurbishment is not considered in this draft Supplemental Environmental Impact Statement (SEIS).

3.1 References

10 CFR Part 51, Subpart A, Appendix B, Table B-1, "Summary of Findings on NEPA Issues for License Renewal of Nuclear Power Plants."

10 CFR 51.53, "Postconstruction environmental reports."

10 CFR 54.21, "Contents of application - technical information."

Entergy Operations, Inc. 2000. Letter from C. Randy Hutchinson, Vice President, Operations, ANO, to U.S. Nuclear Regulatory Commission. Subject: License Renewal Application - Arkansas Nuclear One, Unit 1. Dated January 31, 2000. (Contains the Entergy Environmental Report [ER]).

U.S. Atomic Energy Commission (AEC). 1973. *Final Environmental Statement Related to Operation of Arkansas Nuclear One Unit 1*. February 1973. Washington, D.C.

U.S. Nuclear Regulatory Commission (NRC). 1996. *Generic Environmental Impact Statement for License Renewal of Nuclear Plants*. NUREG-1437, Washington, D.C.

U.S. Nuclear Regulatory Commission (NRC). 1999. *Generic Environmental Impact Statement for License Renewal of Nuclear Plants, Main Report, Section 6.3 - Transportation, Table 9.1, Summary of findings on NEPA issues for license renewal of nuclear power plants*.

NUREG-1437, Vol. 1, Addendum 1, Washington, D.C.

4.0 Environmental Impacts of Operation

Environmental issues associated with operation during the renewal term were discussed in the *Generic Environmental Impact Statement for License Renewal of Nuclear Plants* (GEIS),^(a) NUREG-1437 (NRC 1996a; 1999). The GEIS included a determination of whether the analysis of the environmental issues could be applied to all plants and whether additional mitigation measures would be warranted. Issues were then assigned a Category 1 or a Category 2 designation. As set forth in the GEIS, Category 1 issues are those that meet all of the following criteria:

- (1) The environmental impacts associated with the issue have been determined to apply either to all plants or, for some issues, to plants having a specific type of cooling system or other specified plant or site characteristics.
- (2) A single significance level (i.e., SMALL, MODERATE, or LARGE) has been assigned to the impacts (except for collective offsite radiological impacts from the fuel cycle and from high-level waste and spent fuel disposal).
- (3) Mitigation of adverse impacts associated with the issue has been considered in the analysis, and it has been determined that additional plant-specific mitigation measures are likely not to be sufficiently beneficial to warrant implementation.

For issues that meet the three Category 1 criteria, no additional plant-specific analysis is required unless new and significant information is identified.

Category 2 issues are those that did not meet one or more of the criteria of Category 1, and, therefore, additional plant-specific review for these issues is required.

This chapter addresses those issues related to operation during the renewal term that are listed in 10 CFR Part 51, Subpart A, Appendix B, Table B-1 that are applicable to Arkansas Nuclear One, Unit 1 (ANO-1). Section 4.1 addresses the Category 1 issues applicable to the ANO-1 once-through cooling system, while Category 2 issues applicable to the ANO-1 cooling system are discussed at greater length in Sections 4.1.1 through 4.1.4. Section 4.2 addresses Category 1 issues related to transmission lines and land use, while Category 2 issues are discussed in Sections 4.2.1 and 4.2.2. Section 4.3 addresses the radiological impacts of normal operation. There are no Category 2 issues related to radiological impacts of normal operation. Section 4.4 addresses the Category 1 issues related to the socioeconomic impacts of normal operation during the renewal term. Category 2 socioeconomic issues are discussed

(a) The GEIS was originally issued in 1996. Addendum 1 to the GEIS was issued in 1999. Hereafter, all references to the "GEIS" include the GEIS and its Addendum 1.

Environmental Impacts of Operation

in Sections 4.4.1 through 4.4.6. Section 4.5 addresses the Category 1 issues related to groundwater use and quality. Category 2 groundwater use and quality issues are discussed in Sections 4.5.1 and 4.5.2. Section 4.6 discusses the impacts of renewal-term operations on threatened and endangered species, a Category 2 issue. Section 4.7 addresses new information that was raised during the scoping period. The results of the evaluation of environmental issues related to operation during the renewal term are summarized in Section 4.8. Finally, Section 4.9 lists the references for Chapter 4.

4.1 Cooling System

Category 1 issues in 10 CFR Part 51, Subpart A, Appendix B, Table B-1, that are applicable to ANO-1 cooling system operation during the renewal term are listed in Table 4-1. Entergy Operations, Inc. (Entergy) stated in its Environmental Report (ER) (Entergy 2000a) that it is not aware of any new and significant information associated with the renewal of the ANO-1 operating licenses. No significant new information has been identified by the staff during its review. Therefore, the staff concludes that there are no impacts related to these issues beyond those discussed in the GEIS. For all of the issues, the GEIS concluded that the impacts are SMALL, and plant-specific mitigation measures are not likely to be sufficiently beneficial to be warranted.

A brief description of the staff's review and the GEIS conclusions, as codified in 10 CFR Part 51, Subpart A, Appendix B, Table B-1, for each of these issues follows:

- Altered current patterns at intake and discharge structures: Based on information in the GEIS, the Commission found: "Altered current patterns have not been found to be a problem at operating nuclear power plants and are not expected to be a problem during the license renewal term." The staff has not identified any significant new information during its independent review of the Entergy ER (Entergy 2000a), the staff's site visit, the scoping process, or its evaluation of other available information, including reports of studies of Lake Dardanelle. Therefore, the staff concludes that there are no impacts of altered current patterns during the renewal term beyond those discussed in the GEIS.
- Altered thermal stratification of lakes: Based on information in the GEIS, the Commission found: "Generally, lake stratification has not been found to be a problem at operating nuclear power plants and is not expected to be a problem during the license renewal term." The staff has not identified any significant new information during its independent review of

Table 4-1. Category 1 Issues Applicable to the Operation of the ANO-1 Cooling System During the Renewal Term

ISSUE—10 CFR Part 51, Subpart A, Appendix B, Table B-1	GEIS Sections
SURFACE WATER QUALITY, HYDROLOGY, AND USE (FOR ALL PLANTS)	
Altered current patterns at intake and discharge structures	4.2.1.2.1; 4.3.2.2; 4.4.2
Altered thermal stratification of lakes	4.2.1.2.3; 4.4.2.2
Temperature effects on sediment transport capacity	4.2.1.2.3; 4.4.2.2
Scouring caused by discharged cooling water	4.2.1.2.3; 4.4.2.2
Eutrophication	4.2.1.2.3; 4.4.2.2
Discharge of chlorine or other biocides	4.2.1.2.4; 4.4.2.2
Discharge of sanitary wastes and minor chemical spills	4.2.1.2.4; 4.4.2.2
Discharge of other metals in waste water	4.2.1.2.4; 4.3.2.2; 4.4.2.2
Water-use conflicts (plants with once-through cooling systems)	4.2.1.3
AQUATIC ECOLOGY (FOR ALL PLANTS)	
Accumulation of contaminants in sediments or biota	4.2.1.2.4; 4.3.3; 4.4.3; 4.4.2.2
Entrainment of phytoplankton and zooplankton	4.2.2.1.1; 4.3.3; 4.4.3
Cold shock	4.2.2.1.5; 4.3.3; 4.4.3
Thermal plume barrier to migrating fish	4.2.2.1.6; 4.4.3
Distribution of aquatic organisms	4.2.2.1.6; 4.4.3
Premature emergence of aquatic insects	4.2.2.1.7; 4.4.3
Gas supersaturation (gas bubble disease)	4.2.2.1.8; 4.4.3
Low dissolved oxygen in the discharge	4.2.2.1.9; 4.3.3; 4.4.3
Losses from predation, parasitism, and disease among organisms exposed to sublethal stresses	4.2.2.1.10; 4.4.3
Stimulation of nuisance organisms	4.2.2.1.11; 4.4.3
HUMAN HEALTH	
Microbial organisms	4.3.6
Noise	4.3.7

Environmental Impacts of Operation

1 the Entergy ER (Entergy 2000a), the staff's site visit, the scoping process, or its evaluation
2 of other available information, including reports of studies of Lake Dardanelle and results of
3 thermal surveillance program required by ANO's National Pollutant Discharge Elimination
4 System (NPDES) permit. Therefore, the staff concludes that there are no impacts of altered
5 thermal stratification of Lake Dardanelle during the renewal term beyond those discussed in
6 the GEIS.

- 7
8 • Temperature effects on sediment transport capacity: Based on information in the GEIS, the
9 Commission found: "These effects have not been found to be a problem at operating
10 nuclear power plants and are not expected to be a problem during the license renewal
11 term." The staff has not identified any significant new information during its independent
12 review of the Entergy ER (Entergy 2000a), the staff's site visit, the scoping process, or its
13 evaluation of other available information. Therefore, the staff concludes that there are no
14 impacts of temperature effects on sediment transport capacity during the renewal term
15 beyond those discussed in the GEIS.
16
- 17 • Scouring caused by discharged cooling water: Based on information in the GEIS, the
18 Commission found: "Scouring has not been found to be a problem at most operating
19 nuclear power plants and has caused only localized effects at a few plants. It is not
20 expected to be a problem during the license renewal term." The staff has not identified any
21 significant new information during its independent review of the Entergy ER (Entergy
22 2000a), the staff's site visit, the scoping process, or its evaluation of other available
23 information. Therefore, the staff concludes that there are no impacts of scouring during the
24 renewal term beyond those discussed in the GEIS.
25
- 26 • Eutrophication: Based on information in the GEIS, the Commission found: "Eutrophication
27 has not been found to be a problem at operating nuclear power plants and is not expected
28 to be a problem during the license renewal term." The staff has not identified any significant
29 new information during its independent review of the Entergy ER (Entergy 2000a), the
30 staff's site visit, the scoping process, or its evaluation of other available information
31 including plant monitoring data and technical reports. Therefore, the staff concludes that
32 there are no impacts of eutrophication during the renewal term beyond those discussed in
33 the GEIS.
34
- 35 • Discharge of chlorine or other biocides: Based on information in the GEIS, the Commission
36 found: "Effects are not a concern among regulatory and resource agencies, and are not
37 expected to be a problem during the license renewal term." The staff has not identified any
38 significant new information during its independent review of the Entergy ER (Entergy
39 2000a), the staff's site visit, the scoping process, or its evaluation of other available
40 information including the NPDES permit for ANO. Therefore, the staff concludes that there

are no impacts of discharge of chlorine or other biocides during the renewal term beyond those discussed in the GEIS.

- Discharge of sanitary wastes and minor chemical spills: Based on information in the GEIS, the Commission found: "Effects are readily controlled through NPDES permit and periodic modifications, if needed, and are not expected to be a problem during the license renewal term." The staff has not identified any significant new information during its independent review of the Entergy ER (Entergy 2000a), the staff's site visit, the scoping process, or its evaluation of other available information including the NPDES permit for ANO. Therefore, the staff concludes that there are no impacts of discharges of sanitary wastes and minor chemical spills during the renewal term beyond those discussed in the GEIS.
- Discharge of other metals in waste water: Based on information in the GEIS, the Commission found: "These discharges have not been found to be a problem at operating nuclear power plants with cooling-tower-based heat dissipation systems and have been satisfactorily mitigated at other plants. They are not expected to be a problem during the license renewal term." The staff has not identified any significant new information during its independent review of the Entergy ER (Entergy 2000a), the staff's site visit, the scoping process, or its evaluation of other available information including the NPDES permit for ANO. Therefore, the staff concludes that there are no impacts of discharges of other metals in waste water during the renewal term beyond those discussed in the GEIS.
- Water-use conflicts (plants with once-through cooling systems): Based on information in the GEIS, the Commission found: "These conflicts have not been found to be a problem at operating nuclear power plants with once-through heat dissipation systems." The staff has not identified any significant new information during its independent review of the Entergy ER (Entergy 2000a), the staff's site visit, the scoping process, or its evaluation of available information. Therefore, the staff concludes that there are no water-use conflicts during the renewal term beyond those discussed in the GEIS.
- Accumulation of contaminants in sediments or biota: Based on information in the GEIS, the Commission found: "Accumulation of contaminants has been a concern at a few nuclear power plants but has been satisfactorily mitigated by replacing copper alloy condenser tubes with those of another metal. It is not expected to be a problem during the license renewal term." The staff has not identified any significant new information during its independent review of the Entergy ER (Entergy 2000a), the staff's site visit, the scoping process, or its evaluation of other available information. Therefore, the staff concludes that there are no impacts of accumulation of contaminants in sediments or biota during the renewal term beyond those discussed in the GEIS.

Environmental Impacts of Operation

- 1 • Entrainment of phytoplankton and zooplankton: Based on information in the GEIS, the
2 Commission found: "Entrainment of phytoplankton and zooplankton has not been found to
3 be a problem at operating nuclear power plants and is not expected to be a problem during
4 the license renewal term." The staff has not identified any significant new information
5 during its independent review of the Entergy ER (Entergy 2000a), the staff's site visit, the
6 scoping process, or its evaluation of other available information. Therefore, the staff
7 concludes that there are no impacts of entrainment of phytoplankton and zooplankton
8 during the renewal term beyond those discussed in the GEIS.
9
- 10 • Cold shock: Based on information in the GEIS, the Commission found: "Cold shock has
11 been satisfactorily mitigated at operating nuclear plants with once-through cooling systems,
12 has not endangered fish populations or been found to be a problem at operating nuclear
13 power plants with cooling towers or cooling ponds, and is not expected to be a problem
14 during the license renewal term." The staff has not identified any significant new informa-
15 tion during its independent review of the Entergy ER (Entergy 2000a), the staff's site visit,
16 the scoping process, or its evaluation of other available information. Therefore, the staff
17 concludes that there are no impacts of cold shock during the renewal term beyond those
18 discussed in the GEIS.
19
- 20 • Thermal plume barrier to migrating fish: Based on information in the GEIS, the Commission
21 found: "Thermal plumes have not been found to be a problem at operating nuclear power
22 plants and are not expected to be a problem during the license renewal term." The staff has
23 not identified any significant new information during its independent review of the Entergy
24 ER (Entergy 2000a), the staff's site visit, the scoping process, or its evaluation of other
25 available information. Therefore, the staff concludes that there are no impacts of thermal
26 plumes during the renewal term beyond those discussed in the GEIS.
27
- 28 • Distribution of aquatic organisms: Based on information in the GEIS, the Commission
29 found: "Thermal discharge may have localized effects but is not expected to effect the
30 larger geographical distribution of aquatic organisms." The staff has not identified any
31 significant new information during its independent review of the Entergy ER (Entergy
32 2000a), the staff's site visit, the scoping process, or its evaluation of other available
33 information. Therefore, the staff concludes that there are no impacts on the distribution of
34 aquatic organisms during the renewal term beyond those discussed in the GEIS.
35
- 36 • Premature emergence of aquatic insects: Based on information in the GEIS, the
37 Commission found: "Premature emergence has been found to be a localized effect at some
38 operating nuclear power plants but has not been a problem and is not expected to be a
39 problem during the license renewal term." The staff has not identified any significant new
40 information during its independent review of the Entergy ER (Entergy 2000a), the staff's site

visit, the scoping process, or its evaluation of other available information. Therefore, the staff concludes that there are no impacts of premature emergence of aquatic insects during the renewal term beyond those discussed in the GEIS.

- Gas supersaturation (gas bubble disease): Based on information in the GEIS, the Commission found: "Gas supersaturation was a concern at a small number of operating nuclear power plants with once-through cooling systems but has been satisfactorily mitigated. It has not been found to be a problem at operating nuclear power plants with cooling towers or cooling ponds and is not expected to be a problem during the license renewal term." The staff has not identified any significant new information during its independent review of the Entergy ER (Entergy 2000a), the staff's site visit, the scoping process, or its evaluation of other available information. Therefore, the staff concludes that there are no impacts of gas supersaturation during the renewal term beyond those discussed in the GEIS.
- Low dissolved oxygen in the discharge: Based on information in the GEIS, the Commission found: "Low dissolved oxygen has been a concern at one nuclear power plant with a once-through cooling system but has been effectively mitigated. It has not been found to be a problem at operating nuclear power plants with cooling towers or cooling ponds and is not expected to be a problem during the license renewal term." The staff has not identified any significant new information during its independent review of the Entergy ER (Entergy 2000a), the staff's site visit, the scoping process, or its evaluation of other available information. Therefore, the staff concludes that there are no impacts of low dissolved oxygen during the renewal term beyond those discussed in the GEIS.
- Losses from predation, parasitism, and disease among organisms exposed to sublethal stresses: Based on information in the GEIS, the Commission found: "These types of losses have not been found to be a problem at operating nuclear power plants and are not expected to be a problem during the license renewal term." The staff has not identified any significant new information during its independent review of the Entergy ER (Entergy 2000a), the staff's site visit, the scoping process, or its evaluation of other available information. Therefore, the staff concludes that there are no impacts of losses from predation, parasitism, and disease among organisms exposed to sub-lethal stresses during the renewal term beyond those discussed in the GEIS.
- Stimulation of nuisance organisms: Based on information in the GEIS, the Commission found: "Stimulation of nuisance organisms has been satisfactorily mitigated at the single nuclear power plant with a once-through cooling system where previously it was a problem. It has not been found to be a problem at operating nuclear power plants with cooling towers or cooling ponds and is not expected to be a problem during the license renewal term." The

Environmental Impacts of Operation

staff has not identified any significant new information during its independent review of the Entergy ER (Entergy 2000a), the staff's site visit, the scoping process, or its evaluation of other available information. Therefore, the staff concludes that there are no impacts of stimulation of nuisance organisms during the renewal term beyond those discussed in the GEIS.

- Microbiological organisms (occupational health): Based on information in the GEIS, the Commission found: "Occupational health impacts are expected to be controlled by continued application of accepted industrial hygiene practices to minimize worker exposures." The staff has not identified any significant new information during its independent review of the Entergy ER (Entergy 2000a), the staff's site visit, the scoping process, or its evaluation of other available information. Therefore, the staff concludes that there are no impacts of microbiological organisms during the renewal term beyond those discussed in the GEIS.
- Noise: Based on information in the GEIS, the Commission found: "Noise has not been found to be a problem at operating plants and is not expected to be a problem at any plant during the license renewal term." The staff has not identified any significant new information during its independent review of the Entergy ER (Entergy 2000a), the staff's site visit, the scoping process, or its evaluation of other available information. Therefore, the staff concludes that there are no impacts of noise during the renewal term beyond those discussed in the GEIS.

Category 2 issues related to cooling system operation during the renewal term that are applicable to ANO-1 are discussed in the sections that follow. These issues are listed in Table 4-2.

4.1.1 Entrainment of Fish and Shellfish in Early Life Stages

Entrainment of fish and shellfish in early life stages into cooling water systems associated with nuclear power plants is considered a Category 2 issue, requiring a site-specific assessment before license renewal. A concern with the once-through cooling system is the impact of entraining larval fish and shellfish. Entergy has performed environmental monitoring, including the ecological assessment of the effects of the ANO-1 once-through cooling water system (Rickett 1982). This monitoring was required in the original ANO-1 Technical Specifications.

Entrainment occurs when planktonic larval fish and shellfish drifting in the Illinois Bayou are carried with cooling water through the intake screens, pumps, and steam condensers. High mortality to larval fish can result from mechanical and hydraulic forces experienced within the cooling system.

Table 4-2. Category 2 Issues Applicable to the Operation of the ANO-1 Cooling System During the Renewal Term

ISSUE -- 10 CFR Part 51, Subpart A, Appendix B, Table B-1	GEIS Sections	10 CFR 51.53(c)(3)(ii) Subparagraph	SEIS Section
Aquatic Ecology (for plants with once-through and cooling pond heat dissipation systems)			
Entrainment of fish and shellfish in early life stages	4.2.2.1.2; 4.4.3	B	4.1.1
Impingement of fish and shellfish	4.2.2.1.3; 4.4.3	B	4.1.2
Heat shock	4.2.2.1.4; 4.4.3	B	4.1.3
Microbiological organisms (human health)	4.3.6	G	4.1.4

Entrainment of larval fish at ANO was monitored between 1977 and 1987 (APLC 1982; 1987). The studies of entrainment during 1981 resulted in 110 samples collected during the 12-month period. Samples were collected two or three times per week. There were 365 reactor power days for the year (APLC 1982). The purpose of the entrainment monitoring was to provide sufficient information for the accurate determination of entrainment impacts by ANO on fish populations of Lake Dardanelle. The objective of the monitoring program was to determine the species composition and abundance of larval fish entrained at ANO during April to June. Results of these studies correlated with standing crop fish community data collected from Lake Dardanelle. The results indicate that the entrainment of fish from Lake Dardanelle does not adversely affect population levels. For most of the years monitored, over 95 percent of the larval fish entrained at ANO were gizzard shad (*Dorosoma cepedianum*) and threadfin shad (*D. petenense*). About 5 percent of the entrained fish were carp (*Cyprinus carpio*), suckers (Catostomidae), white bass (*Morone chrysops*), and freshwater drum (*Aplodinotus grunniens*). Additional entrainment studies were conducted during monitoring that was continued through 1988.

The results of monitoring at ANO demonstrate that entrainment losses do not adversely affect the Clupeidae populations, or any other populations of fish or aquatic organisms in Lake Dardanelle. Additionally, the Arkansas Game and Fish Commission (AGFC) concluded that entrainment losses have not affected the maintenance of a quality recreational fishery in Lake Dardanelle (AGFC 1995).

Environmental Impacts of Operation

1 No significant changes have been made to the operation of the ANO intake structure since
2 construction (Entergy 2000a). Based on the results of entrainment studies and operating
3 history of the ANO intake, the staff has reviewed the available information relative to potential
4 impacts from entrainment of fish and other aquatic organisms, and concludes that the potential
5 impacts are SMALL and mitigation is not warranted.
6

7 **4.1.2 Impingement of Fish and Shellfish**

8

9 Lake Dardanelle covers about 14,600 ha (36,000 acres). There were more than an estimated
10 14,820 fish per hectare (6,000 fish per acre) and 678 kg of fish per hectare (605 pounds of fish
11 per acre) during the 1981 study (APLC 1982). The estimated total impingement for 1981 was
12 calculated to be about 8.1-million fish with a weight of 44,000 kg (97,000 pounds). This
13 represents about 3.7 percent of the calculated total fish population and 0.44 percent of the total
14 weight of fish in Lake Dardanelle. The most frequently impinged fish were gizzard shad
15 (*Dorosoma cepedianum*) and threadfin shad (*D. petenense*). These fish represented
16 99.25 percent of the total number of fish impinged and 95.34 percent of the total weight for fish
17 impinged.
18

19 The highest impingement occurs during late fall, winter, and early spring (October through
20 March). Shad were the most common fish impinged. Shad become thermally stressed at
21 temperatures less than 16°C (60°F). Threadfin shad in Arkansas will most likely not survive the
22 winter in lakes in which the temperature drops below 5°C (41°F) for any length of time (Chance
23 and Miller 1952; Strawn 1965). Temperature data collected at the ANO intake indicates that the
24 water temperature is typically below 5°C (41°F) during January and February. During this time
25 period, shad decline in numbers in the reservoir.
26

27 Texas Instruments, Inc. (1976) concluded that the loss and possible subsequent reduction in
28 shad standing crop due to natural mortality and impingement will effect little change in the
29 numbers and/or biomass of the sport or commercial fish in the lake. They also concluded that
30 any shift in predator-prey relationships brought on by a reduction in standing crop of threadfin
31 shad may be buffered by compensatory changes in gizzard shad population levels. Reservoir
32 data collected over the 9 years after this Texas Instruments, Inc. (1976) study supported these
33 conclusions (APLC 1985).
34

35 Shad species in Lake Dardanelle are thermally stressed during the winter months. A compari-
36 son of the number and weight of the forage fish in Lake Dardanelle indicates that gizzard and
37 threadfin shad make up the greatest number of impinged fish. The high impingement rate for
38 these fish can be attributed to their inability to withstand thermal stress during winter months.
39 There is a low number of non-forage fish removed from the reservoir by impingement.
40

The results of impingement studies at ANO and field surveys in Lake Dardanelle indicate that fluctuation in shad populations occur naturally in the lake and the declines are related to low winter temperatures (NRC 1979). The study concluded that shad impinged at the ANO intake during periods with cold water temperatures were dead or cold-stressed. The study also concluded that threadfin shad and gizzard shad populations are able to reestablish themselves in the lake. During 1995, the AGFC concluded that impingement losses have not affected the maintenance of a quality recreational fishery in Lake Dardanelle (AGFC 1995). Additionally, the operation and design of the intake structure has not changed since it was constructed.

The staff has reviewed the available information relative to potential impacts of the cooling water intakes on the impingement of fish and shellfish, and based on these data, concludes that the potential impacts are SMALL and mitigation is not warranted.

4.1.3 Heat Shock

For plants with once-through cooling systems, the effects of heat shock are listed as a Category 2 issue and require plant-specific evaluation before license renewal. Lake Dardanelle is a part of the Arkansas River. The lake serves as the cooling water source for ANO-1. ANO-1 uses about 48 m³/s (1700 ft³/s) of cooling water to condense steam during normal operation. The cooling water from the Illinois Bayou arm of the lake flows through a 132-m (440-ft) long canal to the intake structure. After flowing through the main condenser, the cooling water is discharged to a 156-m (520-ft) long canal before entering Lake Dardanelle. The lake was constructed by the U.S. Army Corps of Engineers in 1966 as part of the McClellan-Kerr Arkansas River Navigation Project.

With four circulating water pumps in operation, ANO-1 has a design flow of 49 m³/s (1738 ft³/s) and increases the temperature of ambient intake lake water a maximum of 8°C (15°F) as it passes through the plant (*Final Environmental Statement* [FES] [AEC 1973]). Heated cooling water is discharged into Lake Dardanelle by way of an 32-ha (80-acre) embayment. The discharge limits for ANO are currently established in NPDES Permit Number AR0001392, dated September 30, 1997. The effluent discharge limits are 43°C (110°F) daily maximum and 40.5°C (105°F) daily average. These limits apply to the point where the cooling water enters the discharge canal. Since 1973, when ANO was originally permitted to discharge cooling water to Lake Dardanelle, no violations of established thermal permit limits have occurred.

A specific condition of NPDES Permit Number AR0001392 requires the applicant to monitor water temperatures after the discharged cooling water passes through the discharge embayment and enters the main channel of Lake Dardanelle. During the period from June to September, water temperatures are monitored twice a month at three locations in the lake

Environmental Impacts of Operation

1 within the influence of the ANO cooling water discharge. This is to ensure that the thermal
2 water quality standard for the lake is not exceeded.

3
4 The Arkansas Water Quality Standard for Lake Dardanelle is 35°C (95°F). Because water
5 quality standards for temperature are being met in Lake Dardanelle, no Section 316(a) variance
6 is required or needed. In support of previous conclusions by State and Federal regulatory
7 agencies (APLC 1984; 1985), the AGFC concluded in 1995 that thermal discharges from ANO
8 have not affected the maintenance of a quality recreational fishery in the lake (AGFC 1995).

9
10 Entergy complies with State standards and has an approved NPDES permit, and no
11 Section 316(a) variance is required. Under such circumstances, pursuant to 10 CFR
12 51.53(c)(3)(ii)(B), no further assessment of heat shock is required. Thus, the staff concludes
13 that potential heat shock impacts resulting from operation of the plant's cooling water discharge
14 system to the aquatic environment on or in the vicinity of the site are SMALL, and mitigation is
15 not warranted.

16 17 **4.1.4 Microbial Organisms (Human Health)**

18
19 For plants discharging cooling water to cooling ponds, lakes, canals, or small rivers, the effects
20 of microbiological organisms on human health are listed as a Category 2 issue and require
21 plant-specific evaluation before license renewal. ANO-1 has a once-through cooling system
22 that uses Lake Dardanelle as the cooling source.

23
24 During 1981, 11 nuclear plants took part in a study to determine the potential presence of
25 thermophilic pathogens in the cooling water systems. ANO participated in this study and was
26 one of the 10 plants that had thermophilic free-living amoebae in the study samples. However,
27 the amoebae were not pathogenic. *Naegleria* sp., which is pathogenic, was not detected in the
28 water or sediment samples from the ANO intake canal or discharge embayment. *Legionella*
29 was detected in water samples collected in Lake Dardanelle at ANO, but the concentrations
30 were similar to the concentrations in local surface-water control sources.

31
32 Studies on thermophilic pathogens at ANO have concluded that any risk of infection from
33 aerosols containing *Legionella* sp. is not a public health risk, but rather, a potential industrial
34 hygiene concern that is managed through appropriate industrial hygiene practices.

35
36 The Arkansas State Board of Health (ADH) was contacted to determine whether it had any
37 concerns regarding thermophilic pathogens in Lake Dardanelle and the Arkansas River. The
38 ADH had no information indicating that a human-health exposure problem exists with
39 thermophilic pathogens in Lake Dardanelle or the Arkansas River (Entergy 2000a).

1 Although there is a potential for deleterious thermophilic microorganisms to be associated with
2 the cooling system, the actual hazard to public health has not been documented or substan-
3 tiated. The results of analyses and evaluations, including the results of consultation with ADH,
4 indicate that the impacts of deleterious microbiological organisms during continued operation of
5 the plant during the renewal term are expected to be SMALL, and mitigation is not warranted.
6

7 4.2 Transmission Lines

8
9 The FES (AEC 1973) discussed four transmission lines with a total length of 380 km (240 mi)
10 that were built to connect ANO-1 to the existing transmission system. Two 500-kV lines run
11 south about 22 km (14 mi) and then split with one line going west about 109 km (68 mi) and
12 the other line going east about 107 km (67 mi). The other two transmission lines are 161-kV
13 lines routed toward the vicinity of Russellville, about 24 km (15 mi) east, and Morrilton, about
14 72 km (45 mi) east southeast. The Entergy ER indicates that these lines, which were energized
15 in 1971, are shorter than the lengths listed in the FES. The lengths of the 500-kV lines are
16 listed as about 38 km (24 mi), and the 161-kV lines routed toward the vicinity of Russellville and
17 Morrilton are listed as 19 km (12 mi) and 61 km (38 mi), respectively. The FES discussed an
18 additional 500-kV line routed toward the vicinity of Little Rock for ANO-2. This line is not
19 addressed in the ER (Entergy 2000a).
20

21 Category 1 issues in 10 CFR Part 51, Subpart A, Appendix B, Table B-1, that are applicable to
22 the ANO-1 transmission lines are listed in Table 4-3. Entergy stated in its ER (Entergy 2000a)
23 that it is not aware of any new and significant information associated with the renewal of the
24 ANO-1 operating license. No significant new information has been identified by the staff during
25 its review. Therefore, the staff concludes that there are no impacts related to these issues
26 beyond those discussed in the GEIS. For all of those issues, the GEIS concluded that the
27 impacts are SMALL, and plant-specific mitigation measures are not likely to be sufficiently
28 beneficial to be warranted.
29

30 A brief description of the staff's review and GEIS conclusions, as codified in 10 CFR Part 51,
31 Subpart A, Appendix B, Table B-1, for each of these issues follows:
32

- 33 • Power line right-of-way management (cutting and herbicide application): Based on
34 information in the GEIS, the Commission found: "The impacts of right-of-way maintenance
35 on wildlife are expected to be of small significance at all sites." The staff has not identified
36 any significant new information during its independent review of the Entergy ER
37 (Entergy 2000), the scoping process, consultation with the U.S. Fish and Wildlife Service
38 (FWS)(FWS 2000), or its evaluation of other available information. During the staff site
39 visit, the staff observed several instances of erosion on moderate grades beneath the

Environmental Impacts of Operation

Table 4-3. Category 1 Issues Applicable to the ANO-1 Transmission Lines During the Renewal Term

ISSUE -- 10 CFR Part 51, Subpart A, Appendix B, Table B-1	GEIS Section
TERRESTRIAL RESOURCES	
Power line right-of-way management (cutting and herbicide application)	4.5.6.1
Bird collisions with power lines	4.5.6.2
Impacts of electromagnetic fields on flora and fauna (plants, agricultural crops, honeybees, wildlife, livestock)	4.5.6.3
Floodplains and wetland on power line right-of-way	4.5.7
AIR QUALITY	
Air quality effects of transmission lines	4.5.2
LAND USE	
Onsite land use	4.5.3
Power line right-of-way	4.5.3

500-kV power line. However, these were not sufficiently extensive to alter the conclusions in the GEIS. Therefore, the staff concludes that there are no impacts of power line right-of-way management during the renewal term beyond those discussed in the GEIS.

- Bird collisions with power lines: Based on information in the GEIS, the Commission found: "Impacts [of bird collisions with power lines] are expected to be of small significance at all sites." The staff has not identified any significant new information during its independent review of the Entergy ER (Entergy 2000a), the staff's site visit, the scoping process, or its evaluation of other available information. Therefore, the staff concludes that there are no impacts of bird collisions with power lines during the renewal term beyond those discussed in the GEIS.
- Impacts of electromagnetic fields on flora and fauna (plants, agricultural crops, honeybees, wildlife, livestock): Based on information in the GEIS, the Commission found: "No significant impacts of electromagnetic fields on terrestrial flora and fauna have been identified. Such effects are not expected to be a problem during the license renewal term." The staff has not identified any significant new information during its independent review of

the Entergy ER (Entergy 2000a), the staff's site visit, the scoping process, or its evaluation of other available information. Therefore, the staff concludes that there are no impacts of electromagnetic fields on flora and fauna during the renewal term beyond those discussed in the GEIS.

- Floodplains and wetland on power line right-of-way: Based on information in the GEIS, the Commission found: "Periodic vegetation control is necessary in forested wetlands underneath power lines and can be achieved with minimal damage to the wetland. No significant impact is expected at any nuclear power plant during the license renewal term." The staff has not identified any significant new information during its independent review of the Entergy ER (Entergy 2000a), the staff's site visit, the scoping process, consultation with the FWS, or its evaluation of other available information. Therefore, the staff concludes that there are no impacts on floodplains and wetland on the power line right-of-way during the renewal term beyond those discussed in the GEIS.
- Air quality effects of transmission lines: Based on information in the GEIS, the Commission found: "Production of ozone and oxides of nitrogen is insignificant and does not contribute measurably to ambient levels of these gases." The staff has not identified any significant new information during its independent review of the Entergy ER (Entergy 2000a), the staff's site visit, the scoping process, or its evaluation of other available information. Therefore, the staff concludes that there are no air quality impacts of transmission lines during the renewal term beyond those discussed in the GEIS.
- Onsite land use: Based on information in the GEIS, the Commission found: "Projected onsite land use changes required during ... the renewal period would be a small fraction of any nuclear power plant site and would involve land that is controlled by the applicant." The staff has not identified any significant new information during its independent review of the Entergy ER (Entergy 2000a), the staff's site visit, the scoping process, or its evaluation of other available information. Therefore, the staff concludes that there are no onsite land-use impacts during the renewal term beyond those discussed in the GEIS.
- Power line right-of-way (land use): Based on information in the GEIS, the Commission found: "Ongoing use of power line rights of way would continue with no change in restrictions. The effects of these restrictions are of small significance." The staff has not identified any significant new information during its independent review of the Entergy ER (Entergy 2000a), the staff's site visit, the scoping process, or its evaluation of other available information. Therefore, the staff concludes that there are no impacts of restriction on use of power line rights-of-way during the renewal term beyond those discussed in the GEIS.

Environmental Impacts of Operation

There is one Category 2 issue related to transmission lines, and another issue related to transmission lines is being treated as a Category 2 issue. These issues are listed in Table 4-4. They are discussed in Sections 4.2.1 and 4.2.2.

4.2.1 Electromagnetic Fields - Acute Effects

In the GEIS, the Commission found that without a review of the conformance of each nuclear plant transmission line with National Electric Safety Code (NESC) criteria (NESC 1997), it is not possible to determine the significance of the electric shock potential. Evaluation of individual plant transmission lines is necessary because the issue of electric shock safety was not addressed in the licensing process for some plants. For the other plants, some may have chosen to upgrade line voltage, or land use in the vicinity of transmission lines may have been changed. To comply with 10 CFR 51.53(c)(3)(ii)(H), the applicant must provide an assessment of the potential shock hazard if the transmission lines that were constructed for the specific purpose of connecting the plant to the transmission system do not meet the recommendations of NESC for preventing electric shock from induced currents.

As noted in the ER (Entergy 2000a), the 161-kV and 500-kV transmission lines were constructed to the standards of NESC, 6th edition, published in November 1961. According to the ER, there have been no upgrades in line voltage on these transmission lines since they were constructed. Entergy further states that the 500-kV transmission lines meet the 1997 NESC clearance requirements and that the voltage to ground for the 161-kV lines falls below the threshold for the NESC requirement related to potential shock hazard.

Entergy (2000) states that the vertical clearances of the 161-kV transmission lines were designed to be 7.8 m (26 ft) at 49°C (120°F). The loadings on these lines have increased since installation such that increased conductor sag at maximum operating temperatures could

Table 4-4. Category 2 Issues Applicable to the ANO-1 Transmission Lines During the Renewal Term

ISSUE -- 10 CFR Part 51, Subpart A, Appendix B, Table B-1	GEIS Section	10 CFR	SEIS Section
		51.53(c)(3)(ii) Subparagraph	
HUMAN HEALTH			
Electromagnetic fields, acute effects (electric shock)	4.5.4.1	H	4.2.1
Electromagnetic fields, chronic effects	4.5.4.2	NA	4.2.2

1 decrease clearance to less than 6.4 m (21 ft), the 1997 NESC clearance requirement, during
2 certain limited transmission line outages. However, these lines continue to meet the standards
3 to which they were constructed, and to Entergy's knowledge, no incidents of electric shock have
4 been reported since the lines were put into service.

5
6 The 1961 NESC did not address the shock hazard associated with a person contacting a large
7 vehicle parked under a transmission line. The ER (Entergy 2000a) includes the results of an
8 analysis of this potential for the 500-kV transmission lines for major road crossings. These
9 results indicate that the maximum steady-state current for a large tractor-trailer rig would
10 exceed the 1997 NESC limit of 5 mA at three of the crossings, with a highest current of 5.5 mA.
11 However, Entergy states that mitigation is not warranted because (1) it is unlikely that a large
12 truck would park in perfect position beneath the 500-kV transmission lines at one of the nine
13 major road crossings, (2) the actual current would be significantly less than 5 mA because the
14 truck would not be perfectly insulated and the person would not be perfectly grounded, and
15 (3) the NESC does not require modification of existing facilities to comply with revisions to the
16 code. Entergy also calculated the steady-state current for a school bus parked below a
17 conductor with a 10.7-m (35-ft) clearance, which is the minimum off-road clearance for the
18 500-kV transmission lines. The current was less than 4 mA.

19
20 Entergy states that the transmission lines that connect ANO-1 to the ANO switchyard meet the
21 vertical clearance and electric shock requirements of NESC (1997).

22
23 Based on the above, the staff concludes that the impact of the potential for electrical shock is
24 SMALL, and mitigation is not warranted.

25 26 **4.2.2 Electromagnetic Fields - Chronic Effects**

27
28 In the GEIS, the chronic effects of electromagnetic fields from power lines were given a finding
29 of "not applicable" rather than a Category 1 or 2 designation until a scientific consensus is
30 reached on the health implications of these fields.

31
32 The potential for chronic effects from these fields continues to be studied and is not known at
33 this time. The National Institute of Environmental Health Sciences (NIEHS) directs related
34 research through the U.S. Department of Energy. A recent report (NIEHS 1999) includes the
35 following paragraph:

36
37 The NIEHS concludes that ELF-EMF (extremely low frequency-electromagnetic field)
38 exposure cannot be recognized as entirely safe because of weak scientific evidence that
39 exposure may pose a leukemia hazard. In our opinion, this finding is insufficient to warrant
40 aggressive regulatory concern. However, because virtually everyone in the United States

Environmental Impacts of Operation

uses electricity and therefore is routinely exposed to ELF-EMF, passive regulatory action is warranted such as a continued emphasis on educating both the public and the regulated community on means aimed at reducing exposures. The NIEHS does not believe that other cancers or non-cancer health outcomes provide sufficient evidence of a risk to currently warrant concern.

This statement is not sufficient to cause the staff to change its position with respect to the chronic effects of electromagnetic fields. The staff considers the GEIS finding of "not applicable" still appropriate and will continue to follow developments on this issue.

4.3 Radiological Impacts of Normal Operations

Category 1 issues in 10 CFR Part 51, Subpart A, Appendix B, Table B-1, that are applicable to ANO-1 with regard to radiological impacts are listed in Table 4-5. Entergy stated in its ER (Entergy 2000a) that it is not aware of any new and significant information associated with the renewal of the ANO-1 operating license. No significant new information has been identified by the staff during its review. Therefore, the staff concludes that there are no impacts related to these issues beyond those discussed in the GEIS. For all of those issues, the GEIS concluded that the impacts are SMALL, and plant-specific mitigation measures are not likely to be sufficiently beneficial to be warranted.

A brief description of the staff's review and the GEIS conclusions, as codified in 10 CFR Part 51, Subpart A, Appendix B, Table B-1, for each of these issues follows:

- Radiation exposures to public (license renewal term):** Based on information in the GEIS, the Commission found: "Radiation doses to the public will continue at current levels associated with normal operations." The staff has not identified any significant new information during its independent review of the Entergy ER (Entergy 2000a), the staff's site visit, the scoping process, or its evaluation of other available information. Therefore, the

Table 4-5. Category 1 Issues Applicable to Radiological Impacts of Normal Operations During the Renewal Term

ISSUE—10 CFR Part 51, Subpart A, Appendix B, Table B-1	GEIS Section
HUMAN HEALTH	
Radiation exposures to public (license renewal term)	4.6.2
Occupational radiation exposures (license renewal term)	4.6.3

staff concludes that there are no impacts of radiation exposures to the public during the renewal term beyond those discussed in the GEIS.

- Occupational radiation exposures (license renewal term): Based on information in the GEIS, the Commission found: "Projected maximum occupational doses during the license renewal term are within the range of doses experienced during normal operations and normal maintenance outages, and would be well below regulatory limits." The staff has not identified any significant new information during its independent review of the Entergy ER (Entergy 2000a), the staff's site visit, the scoping process, or its evaluation of other available information. Therefore, the staff concludes that there are no impacts of occupational radiation exposures during the renewal term beyond those discussed in the GEIS.

4.4 Socioeconomic Impacts of Plant Operations During the License Renewal Period

Category 1 issues in 10 CFR Part 51, Subpart A, Appendix B, Table B-1, that are applicable to socioeconomic impacts during the renewal term are listed in Table 4-6. Entergy stated in its ER (Entergy 2000a) that it is not aware of any new and significant information associated with the renewal of the ANO-1 operating license. No significant new information has been identified by the staff during its review. Therefore, the staff concludes that there are no impacts related to these issues beyond those discussed in the GEIS. For all of those issues, the GEIS concluded that the impacts are small, and plant-specific mitigation measures are not likely to be sufficiently beneficial to be warranted.

Table 4-6. Category 1 Issues Applicable to Socioeconomics During the Renewal Term

ISSUE—10 CFR Part 51, Subpart A, Appendix B, Table B-1	GEIS Sections
SOCIOECONOMICS	
Public services: public safety, social services, and tourism and recreation	4.7.3; 4.7.3.3; 4.7.3.4; 4.7.3.6
Public services: education (license renewal term)	4.7.3.1
Aesthetic impacts (license renewal term)	4.7.6
Aesthetic impacts of transmission lines (license renewal term)	4.5.8

Environmental Impacts of Operation

A brief description of the staff's review and the GEIS conclusions, as codified in 10 CFR Part 51, Subpart A, Appendix B, Table B-1, for each of these issues follows:

- Public services—public safety, social services, and tourism and recreation: Based on information in the GEIS, the Commission found: "Impacts to public safety, social services, and tourism and recreation are expected to be of small significance at all sites." The staff has not identified any significant new information during its independent review of the ANO-1, the staff's site visit, the scoping process, or its evaluation of other available information. Therefore, the staff concludes that there are no impacts on public safety, social services, or tourism and recreation during the renewal term beyond those discussed in the GEIS.
- Public services—education (license renewal term): Based on information in the GEIS, the Commission found: "Only impacts of small significance are expected." The staff has not identified any significant new information during its independent review of ANO-1, the staff's site visit, the scoping process, or its evaluation of other available information. Therefore, the staff concludes that there are no impacts on education during the renewal term beyond those discussed in the GEIS.
- Aesthetic impacts (license renewal term): Based on information in the GEIS, the Commission found: "No significant impacts are expected during the license renewal term." The staff has not identified any significant new information during its independent review of ANO-1, the staff's site visit, the scoping process, or its evaluation of other available information. Therefore, the staff concludes that there are no aesthetic impacts during the renewal term beyond those discussed in the GEIS.
- Aesthetic impacts of transmission lines (license renewal term): Based on information in the GEIS, the Commission found: "No significant impacts are expected during the license renewal term." The staff has not identified any significant new information during its independent review of ANO-1, the staff's site visit, the scoping process, or its evaluation of other available information. Therefore, the staff concludes that there are no aesthetic impacts of transmission lines during the renewal term beyond those discussed in the GEIS.

Table 4-7 lists the Category 2 socioeconomic and environmental justice issues, which require plant-specific analysis. These were not addressed in the GEIS.

4.4.1 Housing Impacts During Operations

In determining housing impacts, the applicant chose to follow Appendix C of the GEIS (NRC 1996a), which presents a population characterization method that is based on two factors,

Table 4-7. Category 2 Issues Applicable to Socioeconomics and Environmental Justice During the Renewal Term

ISSUE -- 10 CFR Part 51, Subpart A, Appendix B, Table B-1	GEIS Section	10 CFR 51.53(c)(3)(ii) Subparagraph	SEIS Section
SOCIOECONOMICS			
Housing impacts	4.7.1	I	4.4.1
Public services: public utilities	4.7.3.5	I	4.4.2
Offsite land use (license renewal term)	4.7.4	I	4.4.3
Public services, transportation	4.7.3.2	J	4.4.4
Historic and archaeological resources	4.7.7	K	4.4.5
ENVIRONMENTAL JUSTICE			
Environmental justice	Not addressed		4.4.6

“sparseness” and “proximity” (GEIS, Appendix C, Section C.1.4). Sparseness measures population density within 32 km (20 mi) of the site, and proximity measures population density and city size within 80.5 km (50 mi). Each factor has categories of density and size (GEIS, Appendix C, Table C.1), and a matrix is used to rank the population category as “low,” “medium,” or “high” (GEIS, Appendix C, Figure C.1). ANO was selected by the NRC to be evaluated as a potential socioeconomic case study site. The results of this evaluation, published in the GEIS, classify the current ANO population as “low” (GEIS, Appendix C, Table C.2).

As described in Section 2.2.8, the Pope, Johnson, and Yell County areas around ANO are not subject to growth-control measures that effectively limit housing. In 10 CFR Part 51, Subpart A, Appendix B, Table B-1, the NRC concluded that impacts on housing availability may be of MODERATE or LARGE significance at plants located in a “low” population area where growth control measures are in effect. ANO is located in a low population area; however, growth control measures are not in effect and Entergy has not identified any increases in staffing related to license renewal-related programs.

SMALL impacts result when no discernible change in housing availability occurs, changes in rental rates and housing values are similar to those occurring statewide, and no housing construction or conversion is required to meet new demand. Although the ANO case study in the GEIS, Appendix C, assumed an additional staff of 60 permanent workers might be needed

Environmental Impacts of Operation

1 during the license renewal period, Entergy indicates in the ANO-1 ER that they "have not
2 identified any increases in staffing related to license renewal-related programs." On the basis
3 of the information obtained during its interviews with real estate professionals in the Russellville
4 area and the information described in Section 2.2.8, the staff concludes that the impacts on
5 housing during the license renewal period are SMALL, and mitigation is not warranted.
6

7 **4.4.2 Public Services: Public Utility Impacts During Operations**

8
9 Impacts on public utility services are considered SMALL if there is little or no change in the
10 capability of the system to respond to the level of demand and, thus, there is no need to add
11 capital facilities. Impacts are considered MODERATE if overtaxing of service capabilities
12 occurs during periods of peak demand. Impacts are considered LARGE if existing levels of
13 service (e.g., water or sewer services) are substantially degraded, and additional capacity is
14 needed to meet ongoing demands for services. The GEIS indicates that, absent new
15 significant information to the contrary, the only impacts on public utilities that could be
16 significant are impacts on public water supplies. Any increases in public water supply systems
17 would not be warranted as a result of the impact of additional ANO-1 workers because no need
18 for additional workers has been identified.
19

20 Analysis of impacts to the public water supply system considered both plant demand and plant-
21 related population growth. Section 2.2.2 describes the plant's permitted withdrawal rate and the
22 plant's actual use of water. The applicant does not expect plant demand to have a direct effect
23 on water resources.
24

25 The water supply systems servicing the towns surrounding ANO-1, as described in Section
26 2.2.8, are adequate and reliable. To meet future needs, the City of Russellville is planning on
27 doubling the current water treatment processing capacity of 0.4 m³/s (10 million gpd). Because
28 no increase in population is expected as a result from the renewal of the ANO operating
29 license, the staff concludes that the impact on water supply is SMALL, and mitigation is not
30 warranted.
31

32 **4.4.3 Offsite Land Use During Operations**

33
34 Land use in the vicinity of a nuclear power plant may change as a result of plant-related
35 population growth. Offsite land use during the license renewal term is a Category 2 issue
36 (10 CFR Part 51, Subpart A, Appendix B, Table B-1). Table B-1 of 10 CFR Part 51 Subpart A,
37 Appendix B, notes that "significant changes in land use may be associated with population and
38 tax revenue changes resulting from license renewal." Entergy has not identified any increases
39 in plant staffing related to the license renewal application; consequently, there are no corres-
40 ponding increases in direct or indirect workers in Pope County.

1 Section 4.7.4 of the GEIS (NRC 1996a) defines the magnitude of land use changes during the
2 license renewal term as follows:

- 3
- 4 • SMALL, where there is very little new development and minimal changes to the area's land-
5 use pattern.
- 6
- 7 • MODERATE, where there is considerable new development and some changes to land-use
8 patterns.
- 9
- 10 • LARGE, where there is large-scale new development and major changes to land-use
11 patterns.
- 12

13 Section 4.7.4.1 of the GEIS (NRC 1996a) states that the assessment of tax-driven land-use
14 impacts during the license renewal term should consider (1) the size of the plant's payments
15 relative to the community's total revenues, (2) the nature of the community's existing land-use
16 pattern, and (3) the extent to which the community already has public services in place to
17 support and guide development. If the plant's tax payments are projected to be small relative to
18 the community's total revenue, new tax-driven land-use changes during the plant's license
19 renewal term would be SMALL, especially where the community has pre-established patterns of
20 development and has provided adequate public services to support and guide development. If
21 the plant's tax payments are projected to be medium to large relative to the community's total
22 revenue, new tax-driven land-use changes would be MODERATE. This is most likely to be true
23 where the community has no pre-established patterns of development (i.e., land-use plans or
24 controls) or has not provided adequate public services to support and guide development in the
25 past, especially infrastructure that would allow industrial development. If the plant's tax
26 payments are projected to be a dominant source of the community's total revenue, new tax-
27 driven land-use changes would be LARGE. This would be especially true where the community
28 has no pre-established pattern of development or has not provided adequate public services to
29 support and guide development in the past.

30

31 Pope County is the only jurisdiction that taxes ANO directly, and it is the principal jurisdiction
32 that receives direct tax revenue as a result of ANO's presence. Because there are no major
33 refurbishment activities and no new construction as a result of the license renewal, no new
34 sources of plant-related tax payments are expected that could significantly influence land use in
35 Pope County. During the license renewal term, however, new land-use impacts could result
36 from the use by local governments of the tax revenue paid by Entergy for ANO-1. As discussed
37 in Section 2.2.8 of this report, Entergy paid Pope County \$8.66 million in utility and property
38 taxes for ANO-1 and ANO-2 in 1999. This amount represented 34.4 percent of the Pope
39 County tax revenue.

40

Environmental Impacts of Operation

1 Residential development is expected to continue around Lake Dardanelle because of the
2 availability of desirable lakefront property. Pope County has experienced moderate population
3 growth and moderate land-use changes in the last 10 years. Although recent population growth
4 is not directly related to the presence of ANO, future lakefront development would be facilitated
5 by the presence of roads and water service, which are an indirect impact of the ANO site.
6 Continuation of Pope County's tax receipts from ANO keeps tax rates below what they other-
7 wise would have to be to fund the county's government and also provides for a higher level of
8 public infrastructure and services than otherwise would be possible. This enhances the
9 county's attractiveness as a place to live and may tend to accelerate the conversion of open
10 space to residential and commercial uses.

11
12 The ANO plant site was one of the case studies examined in the GEIS (NRC 1996a).
13 Section C.4.1.5.2 of the GEIS concluded that the indirect land-use impacts associated with the
14 license renewal term are expected to be MODERATE. The GEIS case study, however,
15 assumed a certain level of refurbishment activity. Entergy stated that it will not conduct any
16 refurbishment activities for ANO-1. Therefore, the staff concludes that the land-use impact will
17 be SMALL. Additional mitigation for land-use impacts during the license renewal term does not
18 appear to be warranted.

4.4.4 Public Services: Transportation Impacts During Operations

20
21
22 On October 4, 1999, 10 CFR 51.53(c)(3)(ii)(J) and 10 CFR Part 51, Subpart A, Appendix B,
23 Table B-1, were revised to clearly state that "Public Services: Transportation Impacts During
24 Operations" is a Category 2 issue (see NRC 1999b for more discussion of this clarification).
25 This issue is treated as such in this draft Supplemental Environmental Impact Statement
26 (SEIS).

27
28 Moderate population growth is expected in all three counties in the study area by 2034, as was
29 discussed in Section 2.2.8 of this report. However, none of this expected growth will be due
30 directly to increases in employment at ANO. It may be argued that the industrial tax base
31 afforded by ANO makes the county a more affordable and pleasant place to live and indirectly
32 increases population, but even this indirect impact is likely to be fairly small and difficult to
33 predict. Future general population increase likely will increase highway congestion at specific
34 locations, but the magnitude of impact of ANO-1 on this service degradation is likely to be
35 SMALL and will not require mitigation.

4.4.5 Historic and Archaeological Resources

37
38
39 Because the Entergy license renewal application (Entergy 2000a) covering an additional
40 20 years of operation of ANO-1 does not include plans for future land disturbances or structural

1 modifications beyond routine maintenance activities at the plant, there would be no identifiable
2 adverse effects to known historic and archaeological resources.

3
4 During the site visit, the staff became aware of the following information and activities at the
5 ANO site, unrelated to license renewal, that may have jeopardized potentially significant cultural
6 resources.

- 7
8 • Entergy reported that archaeological site 3PP66 was potentially damaged during
9 construction, in the early 1990s, of the Entergy office building (NRC 2000a). However, the
10 location of site 3PP66, as plotted by the 1969 archaeological survey, appears to be
11 somewhat south of the building location, closer to the edge of Lake Dardanelle. The
12 original plotting of the archaeological site's location was also just outside of the ANO
13 property line boundary.
- 14
15 • The 1969 archaeological survey of the ANO site did not identify at least 35 Historic-era
16 Euroamerican properties. To date, these properties have not been recorded or evaluated
17 for their inclusion on the National Register of Historic Places.
- 18
19 • It appears that archaeological sites 3PP63 and 3PP65, as well as 15 to 20 undocumented
20 potential Historic-era sites, have recently been impacted by ground disturbances unrelated
21 to NRC-licensed activities at the ANO site. These activities include tree-thinning, clear
22 cutting, plowing, and replanting of trees across several hundred acres of the ANO property.

23
24 The staff initiated discussions with the Arkansas State Historic Preservation Officer (SHPO),
25 and notified it of the results of the site visit (NRC 2000b). In addition, the Tribal Historic
26 Preservation Officer for the Caddo Tribe of Oklahoma expressed concern that the area in which
27 ANO is located has the potential to produce important historic properties that could be
28 associated with the Tribe. His concerns were forwarded to the Arkansas SHPO (NRC 2000b).
29 In a letter dated September 21, 2000, Entergy stated that it was developing an administrative-
30 level environmental procedure to provide additional control over future land disturbances at the
31 ANO site (Entergy 2000b). Entergy plans to implement this procedure in December 2000. In
32 addition, Entergy committed to continue to work with the SHPO in order to identify additional
33 sites that should be included with those that currently require an evaluation for land
34 disturbances.

35
36 As discussed in Section 2.2.9.1, the water route near the plant has been inundated by earlier
37 development of the McClellan-Kerr Navigation System, Lake Dardanelle in this case. Bell's
38 Route of the Trail of Tears National Historic Trail passes in the vicinity (within 0.9 km [0.5 mi]) of
39 the ANO northern property boundary, close to the paths occupied today by U.S. Highway 64
40 and the Missouri-Pacific Railroad. Based on separation distance from the ANO site, the staff

Environmental Impacts of Operation

1 concludes that the potential for impacts to the adjacent elements of the Trail from continued
2 operation of ANO-1 is SMALL.

3
4 Entergy indicated in its application for license renewal that it has performed an evaluation of
5 structures and components pursuant to 10 CFR 54.21 to identify activities that are necessary to
6 continue operation of ANO-1 during the requested 20-year period of extended operation.
7 These activities include replacement of certain components as well as new inspection activities
8 (Entergy 2000a). However, Entergy stated that the replacements of these components and the
9 additional inspection activities are within the bounds of normal plant component replacement
10 and inspections; therefore, they are not expected to affect the environment outside the bounds
11 of plant operations as evaluated in the FES (AEC 1973). In addition, Entergy's evaluation of
12 structures and components did not identify any major plant refurbishment activities beyond the
13 period for which the existing operating license was issued. Had Entergy anticipated the need
14 for refurbishment activities and, if such refurbishment activities would have adverse effects on
15 historic properties, then it would be expected that Entergy would seek ways to avoid or reduce
16 the effects on such properties.

17
18 Additional care should be taken during normal operational or maintenance conditions to ensure
19 that historic properties are not inadvertently impacted. These activities may include not only
20 operation of the plant itself, but also land management-related actions such as recreation,
21 wildlife habitat enhancement, or maintaining/upgrading access roads throughout the plant site.
22 Based on the finding that Entergy did not identify any major refurbishment activities related to
23 the renewal of the ANO-1 operating license and that operations will continue within the bounds
24 of plant operations as evaluated in the FES (AEC 1973), and the steps taken by Entergy to
25 preclude adverse impacts to cultural resources in the future, it is the staff's conclusion that the
26 potential impacts on historic and archeological resources are expected to be SMALL, and
27 mitigation is not warranted.

28 29 **4.4.6 Environmental Justice**

30
31 Environmental justice refers to a Federal policy in which Federal actions should not result in
32 disproportionately high and adverse impacts on minority or low-income populations. A minority
33 population is defined to exist if the percentage of minorities individually or in combination within
34 the census blocks near the site exceeds the corresponding percentage of minorities in the
35 entire State of Arkansas by 20 percentage points, or if the corresponding percentage of
36 minorities within the census block is at least 50 percent. Executive Order 12898 (59 FR 7629)
37 directs Federal executive agencies to consider environmental justice under the National
38 Environmental Policy Act of 1969 (NEPA), and the Council on Environmental Quality has
39 provided guidance for addressing environmental justice under NEPA (CEQ 1997). Although it
40 is not subject to the Executive Order, the Commission has voluntarily committed to undertake

1 environmental justice reviews. Specific guidance is provided in Attachment 4 to Nuclear
2 Reactor Regulation (NRR) Office Letter No. 906, Revision 2: "Procedural Guidance for
3 Preparing Environmental Assessments and Considering Environmental Issues" (NRC 1999a).

4
5 The scope of the review as defined in NRR Office Letter No. 906, Revision 2, should include an
6 analysis of impacts on minority or low-income populations, the location and significance of any
7 environmental impacts during operations on populations that are particularly sensitive, and any
8 additional information pertaining to mitigation. The descriptions to be provided by this review
9 should be of sufficient detail to permit subsequent staff assessment of whether these impacts
10 are likely to be disproportionately high and adverse and to evaluate the significance of such
11 impacts.

12
13 Air, land, and water resources within about 80 km (50 mi) of ANO were examined. Within that
14 area, a few potential environmental impacts could affect human populations; all of these were
15 considered SMALL. These include

- 16
17 • groundwater use conflicts
18 • electric shock
19 • microbial organisms
20 • postulated accidents
21 • surface water use conflicts.

22
23 To decide whether any of these impacts could be disproportionate, the staff examined the
24 geographic distribution of minority and low-income populations within 80 km (50 mi) of the site
25 that was recorded during the 1990 Census (USCB 1991) and supplemented by field inquiries to
26 the local planning departments and social service agencies in Pope County.

27
28 In general, minority populations are small and dispersed in the study area's population.
29 Figure 4-1, taken from the 1990 Census (USCB 1991), shows the geographic distribution of
30 minority populations within the 80-km (50-mi) radius of the plant. Minority populations are
31 located primarily in the surrounding towns of Russellville, Clarksville, Conway, and in the
32 outskirts of Morrilton in Conway County. An additional census block group (0311-1) shows a
33 significant concentration of minority individuals northwest of Little Rock. Figure 4-1 indicates
34 that outside of the town centers, minority populations in general are either relatively well-mixed
35 into the majority population, or concentrations of minority individuals are too small to be
36 identified in the census detail. This is consistent with the results of field interviews. Several
37 people affiliated with social services in Pope County indicated that the Hispanic population has
38 increased significantly in recent years, particularly at Dardanelle and in rural areas surrounding
39 Russellville and Morrilton that have large poultry farms.

Environmental Impacts of Operation

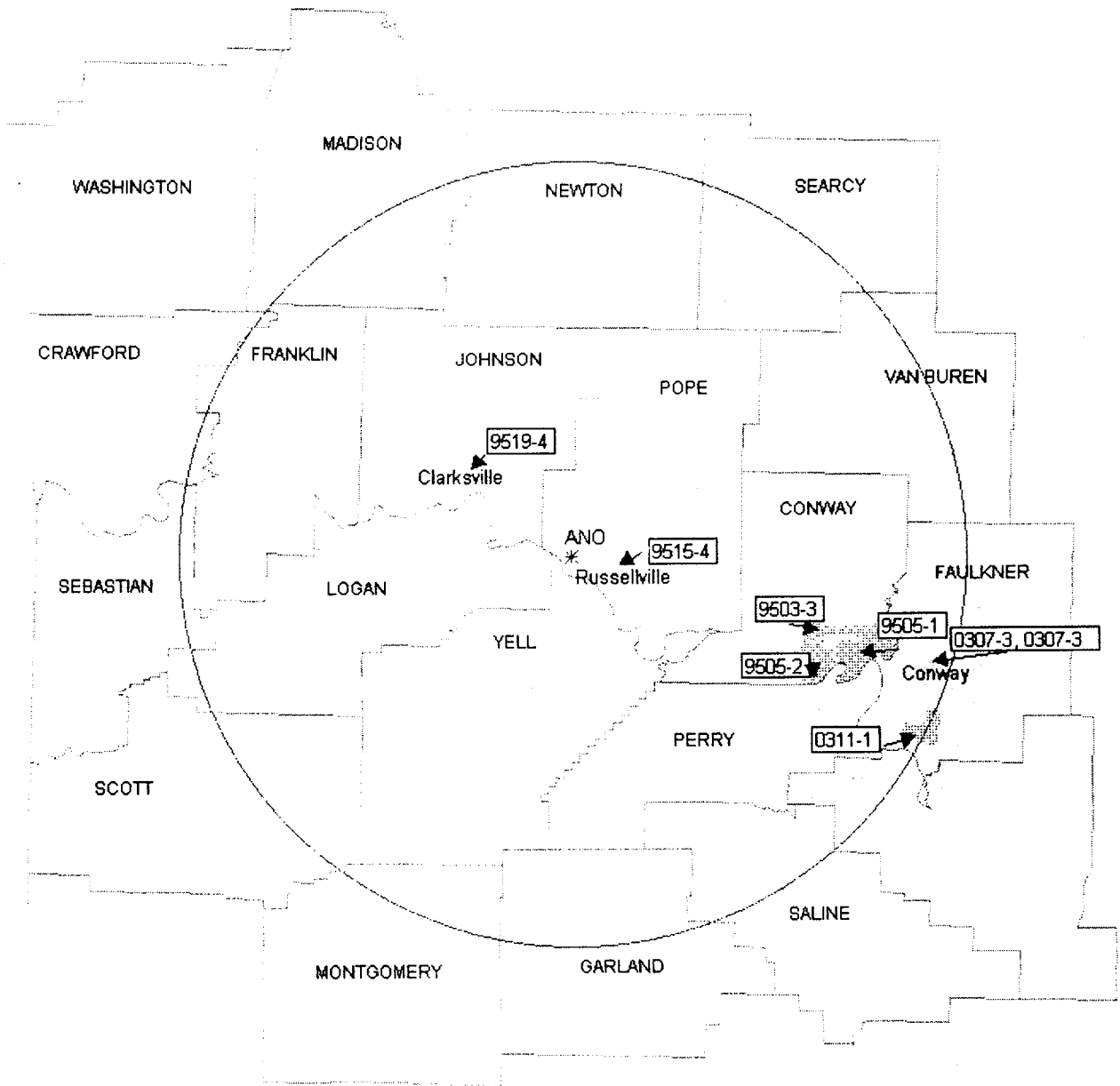


Figure 4-1. Geographic Distribution of Minority Populations (shown in shaded areas)
Within 80 km (50 mi) of ANO

Figure 4-2, also taken from the 1990 Census (USCB 1991) shows the geographic distribution of low-income populations within the 80-km (50-mi) radius of the plant. The cross-hatched census blocks show areas where the percentage of households below the poverty level is 20 percentage points or more greater than the percentage of households below the poverty level in the entire State of Arkansas for those census blocks within the State of Arkansas. The largest concentrations of low-income populations within the 80-km (50-mi) radius are located in Russellville and to the west of Morrilton in Conway County. Some small groups are scattered throughout the rural areas of Pope, Newton, and Van Buren Counties, although none is within 16 km (10 mi) of ANO.

Examination of the various environmental pathways by which minority or low-income populations could be disproportionately affected reveals no unusual resource dependencies or practices through which these populations could be disproportionately affected. Specifically, no pathways were found through which subsistence agriculture or fishing was significantly affected. In general, the prevailing atmospheric transport direction from the ANO site is toward the west, thus missing most of the census blocks showing minority and low-income populations. Therefore, the impact is SMALL, and no mitigation actions are warranted.

4.5 Groundwater Use and Quality

A Category 1 issue in 10 CFR Part 51, Subpart A, Appendix B, Table B-1, is applicable to ANO-1 groundwater use and quality and is listed in Table 4-8. Entergy stated in its ER (Entergy 2000) that it is not aware of any new and significant information associated with the renewal of the ANO-1 operating license. No significant new information has been identified by the staff during its review.

Table 4-8. Category 1 Issue Applicable to Groundwater Use and Quality During the Renewal Term

ISSUE -- 10 CFR Part 51, Subpart A, Appendix B, Table B-1	GEIS Section
GROUNDWATER USE AND QUALITY	
Groundwater use conflicts (potable and service water; plants that use less than 100 gpm [0.068 m ³ /s]).	4.8.1.1

Environmental Impacts of Operation

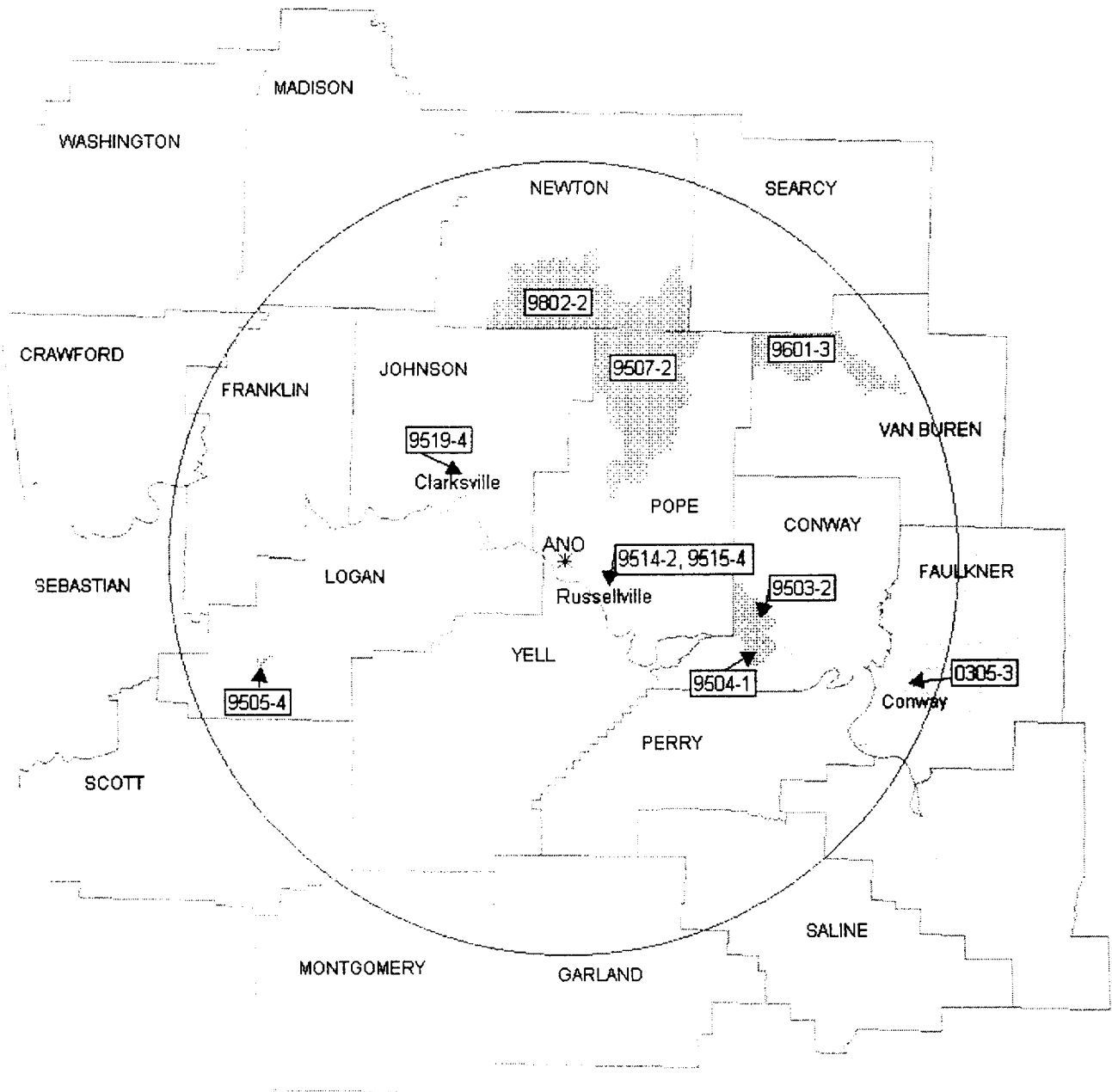


Figure 4-2. Geographic Distribution of Low-Income Populations (shown in shaded areas)
Within 80 km (50 Mi) of ANO

Therefore, the staff concludes that there are no impacts related to this issue beyond those discussed in the GEIS. For this issue, the GEIS concluded that the impacts are SMALL, and plant-specific mitigation measures are not likely to be sufficiently beneficial to be warranted.

A brief description of the staff's review and the GEIS conclusions, as codified in 10 CFR Part 51, Subpart A, Appendix B, Table B-1, follows:

- Groundwater use conflicts (potable and service water; plants that use less than 0.068 m³/s [100 gpm]): Based on information in the GEIS, the Commission found: "Plants using less than 100 gpm are not expected to cause any groundwater use conflicts." As discussed in Section 2.2.2, ANO-1's groundwater use is less than 0.068 m³/s (100 gpm). The staff has not identified any significant new information during its independent review of the Entergy ER (Entergy 2000a), the staff's site visit, the scoping process, or its evaluation of other available information. Therefore, the staff concludes that there are no groundwater use conflicts during the renewal term beyond those discussed in the GEIS.

There are no Category 2 issues related to groundwater use and quality.

4.6 Threatened or Endangered Species

Threatened or endangered species is listed as a Category 2 issue in 10 CFR Part 51, Subpart A, Appendix B, Table B-1. The issue is listed in Table 4-9.

The applicant contacted the Arkansas Natural Heritage Commission regarding the presence of state-listed species at the ANO site and along the transmission rights-of-way. No species listed by Arkansas were identified in the area (ANHC 1999).

Table 4-9. Category 2 Issue Applicable to Threatened or Endangered Species During the Renewal Term

ISSUE – 10 CFR Part 51, Subpart A, Appendix B, Table B-1	GEIS Section	10 CFR 51.53(c)(3)(ii) Subparagraph	SEIS Section
THREATENED OR ENDANGERED SPECIES (FOR ALL PLANTS)			
Threatened or endangered species	4.1	E	4.6

Environmental Impacts of Operation

1 Informal consultation with the FWS was initiated on June 13, 2000, under Section 7 of the
2 Endangered Species Act of 1973 regarding the presence of Federally protected species within
3 the ANO site and the four transmission line rights-of-way. Based on its analysis, the FWS
4 concluded that no listed species, candidates for listing, or protected habitats are known to occur
5 in the project area (FWS 2000). No refurbishment is planned; therefore, no impacts to habitats
6 are expected. However, there are species located in the vicinity of the project area:
7

8 The gray bat (*Myotis grisescens*) is listed as endangered by the FWS. It is known to occur
9 downstream of ANO, where it resides in caves upstream of the Dardanelle Lock and Dam.
10 Although this cave is within 16 km (10 mi) of the ANO facility and 3.2 km (2 mi) of the
11 transmission line rights-of-way, continued operation of the facility and the transmission lines will
12 not adversely affect this species.
13

14 The interior least tern (*Sterna antillarum*) is listed as endangered by the FWS. It breeds on
15 sandbars in the Arkansas River near Atkins and Clarksville, Arkansas. These nesting locations
16 are beyond a 16-km (10-mi) radius from the ANO facility and the transmission line rights-of-
17 way. Relicensing will not involve changes in water levels of Lake Dardanelle, nor will any
18 nesting habitat be otherwise directly or indirectly disturbed by power plant operations or
19 transmission line rights-of-way maintenance. Because no refurbishment is planned for license
20 renewal, no adverse effects on interior least terns are expected.
21

22 The staff has completed consultation with the FWS relative to potential impacts to listed and
23 proposed threatened or endangered species or critical habitats from operations during the
24 renewal term and has analyzed operations under relicensing for impacts to listed species in the
25 ANO area. Based on this consultation and analysis, the staff concludes that the impact is
26 SMALL, and mitigation is not needed.
27

28 **4.7 Evaluation of Potential New and Significant Information** 29 **on Impacts of Operations During the Renewal Term** 30

31 The staff has not identified significant new information on environmental issues listed in 10 CFR
32 Part 51, Subpart A, Appendix B, Table B-1, related to operation during the renewal term. The
33 staff reviewed the discussion of environmental impacts associated with operation during the
34 renewal term in the GEIS and has conducted its own independent review, including the public
35 scoping meetings, to identify issues with significant new information. Processes for
36 identification and evaluation of new information are described in Section 1.0 under "License
37 Renewal Evaluation Process."
38

4.8 Summary of Impacts of Operations During the Renewal Term

Neither Entergy nor the staff is aware of significant new information related to any of the applicable Category 1 issues associated with the ANO-1 operation during the renewal term. Consequently, the staff concludes that the environmental impacts associated with these issues are bounded by the impacts described in the GEIS. For each of these issues, the GEIS concluded that the impacts would be SMALL and that "plant-specific mitigation measures are not likely to be sufficiently beneficial to warrant implementation."

Plant-specific environmental evaluations were conducted for 12 Category 2 issues applicable to ANO-1 operation during the renewal term and for environmental justice. For all 12 issues and environmental justice, the staff concluded that the potential environmental impact of renewal term operations of ANO-1 would be of SMALL significance in the context of the standards set forth in the GEIS and that mitigation would not be warranted.

In addition, the staff determined that a consensus has not been reached by appropriate Federal health agencies that there are adverse effects from electromagnetic fields. Therefore, no evaluation of this issue is required.

4.9 References

10 CFR 51.53, "Postconstruction environmental reports."

10 CFR Part 51, Subpart A, Appendix B, Table B-1, "Summary of Findings on NEPA Issues for License Renewal of Nuclear Power Plants."

10 CFR 54.21, "Contents of application – technical information."

59 FR 7629-7633. 1994. Executive Order 12898, "Federal Actions to Address Environmental Justice in Minority and Low-Income Populations." Washington, D.C.

Arkansas Game and Fish Commission (AGFC). 1995. Letter from A. Carter Chief Fisheries Division to Jerry Yelverton, Vice President, Entergy Operations, Inc. March 8, 1995.

Arkansas Natural Heritage Commission (ANHC). 1999. Letter ANHC No.: P-CF-99-079, Cindy Osborne (ANHC) to Dr. Gary Tucker (FTN Associates, Ltd.), September 29, 1999.

Environmental Impacts of Operation

1 Arkansas Power and Light Company (APLC). 1982. *Summary of Entrainment at Arkansas*
2 *Nuclear One from 1977 through 1982*, Little Rock, Arkansas.

3
4 Arkansas Power and Light Company (APLC). 1984. *Summary Report of Environmental Impact*
5 *of Thermal Discharge*. October 30, 1984. Little Rock, Arkansas.

6
7 Arkansas Power and Light Company (APLC). 1985. *Appendix to Summary Report of*
8 *Environment Impact of Thermal Discharge*. May 6, 1985.

9
10 Arkansas Power and Light Company (APLC). 1987. *Summary of Entrainment at Arkansas*
11 *Nuclear One from 1982 through 1987*, Little Rock, Arkansas.

12
13 Chance, C.J. and M. Miller. 1952. Fish sampling with Rotenone in TVA reservoirs. *J. Tenn.*
14 *Acad. Sci.* 27:214-222.

15
16 Council on Environmental Quality (CEQ). 1997. *Environmental Justice: Guidance Under the*
17 *National Environmental Policy Act*. Council on Environmental Quality, Executive Office of the
18 President, Washington, D.C.

19
20 Endangered Species Act of 1973, as amended, 16 USC 1531 et seq.

21
22 Entergy Operations, Inc. 2000a. Letter from C. Randy Hutchinson, Vice President, Operations,
23 ANO, to U.S. Nuclear Regulatory Commission. Subject: License Renewal Application -
24 Arkansas Nuclear One, Unit 1. Dated January 31, 2000. (Contains the Entergy Environmental
25 Report [ER]).

26
27 Entergy Operations, Inc. 2000b. Letter from Jimmy D. Vandergrift, Director, Nuclear Safety
28 Assurance, to U.S. Nuclear Regulatory Commission. Subject: Arkansas Nuclear One, Unit 1,
29 Environmental Report RAIs (TAC No. MA8054). Dated September 21, 2000.

30
31 National Electrical Safety Code (NESC). 1997. Institute of Electrical and Electric Engineers,
32 Inc., New York.

33
34 National Environmental Policy Act of 1969, as amended, 42 USC 4321 et seq.

35
36 National Institute of Environmental Health Sciences (NIEHS). 1999. *NIESH Report on Health*
37 *Effects from Exposure to Power Line Frequency and Electric and Magnetic Fields*. NIH
38 Publication No. 99-4493, National Institutes of Health, Research Triangle Park, North Carolina.

1 Rickett, J.D. 1982. *Dardanelle Reservoir - Illinois Bayou Embayment Survey*, University of
2 Arkansas Little Rock, Department of Biology, Little Rock, Arkansas.

3
4 Strawn, K. 1965. "Resistance of threadfin shad to low temperatures." *Proc. Annu. Conf.*
5 *Southeast Assoc. Game and Fish Comm.* 17:290-293

6
7 Texas Instruments, Inc. 1976. Evaluation of potential impact of impingement on fishing
8 resources and dissolved oxygen Dardanelle Reservoir. Annual Report prepared for Arkansas
9 Power and Light Company, Russellville, Arkansas.

10
11 U.S. Atomic Energy Commission (AEC). 1973. *Final Environmental Statement Related to the*
12 *Arkansas Nuclear One Unit 1*, Arkansas Power & Light Company, Docket No. 50-313,
13 Directorate of Licensing.

14
15 U.S. Bureau of the Census (USCB). 1991. 1990 Census-Population and Housing; Public
16 Law 94-171 Data, Bureau of the Census. Washington, D.C.

17
18 U.S. Fish and Wildlife Service (FWS). 2000. Letter, Allan J. Mueller (USFWS) to Dr. Charles
19 Brandt (PNNL), June 30, 2000.

20
21 U.S. Nuclear Regulatory Commission (NRC). 1979. *Impingement Dynamics and Age and*
22 *Growth of Selected Species at Lake Dardanelle, a South Central Reservoir*, NUREG-0601,
23 Office of Nuclear Reactor Regulation. Washington, D.C.

24
25 U.S. Nuclear Regulatory Commission (NRC). 1996a. *Generic Environmental Impact*
26 *Statement for License Renewal of Nuclear Plants*, NUREG-1437. Washington, D.C.

27
28 U.S. Nuclear Regulatory Commission (NRC). 1999a. Procedural Guidance for Preparing
29 Environmental Assessments and Considering Environmental Issues, Attachment 4 to NRR
30 Office Letter No. 906, Revision 2. Washington, D.C.

31
32 U.S. Nuclear Regulatory Commission (NRC). 1999b. Generic Environmental Impact
33 Statement for License Renewal of Nuclear Plants, Main Report, Section 6.3—Transportation,
34 Table 9.1, Summary of findings on NEPA issues for license renewal of nuclear power plants,
35 NUREG-1437, Volume 1, Addendum 1. Washington, D.C.

36
37 U.S. Nuclear Regulatory Commission (NRC). 2000a. *Summary of Site Audit to Support*
38 *Review of License Renewal Application of Arkansas Nuclear One Unit 1*. Dated May 1, 2000.
39 Washington, D.C.

Environmental Impacts of Operation

- 1 U.S. Nuclear Regulatory Commission (NRC). 2000b. Letter from Cynthia A. Carpenter (NRC)
- 2 to Cathy Buford Slates (Arkansas State Historic Preservation Officer). Dated August 10, 2000.
- 3

5.0 Environmental Impacts of Postulated Accidents

Environmental issues associated with postulated accidents were discussed in the *Generic Environmental Impact Statement for License Renewal of Nuclear Plants* (GEIS), NUREG-1437 (NRC 1996, 1999a).^(a) The GEIS included a determination of whether the analysis of the environmental issues could be applied to all plants and whether additional mitigation measures would be warranted. Issues were then assigned a Category 1 or a Category 2 designation. As set forth in the GEIS, Category 1 issues are those that meet all of the following criteria:

- (1) The environmental impacts associated with the issue have been determined to apply either to all plants or, for some issues, to plants having a specific type of cooling system or other specified plant or site characteristics.
- (2) A single significance level (i.e., SMALL, MODERATE, or LARGE) has been assigned to the impacts (except for collective offsite radiological impacts from the fuel cycle and from high-level waste and spent fuel disposal).
- (3) Mitigation of adverse impacts associated with the issue has been considered in the analysis, and it has been determined that additional plant-specific mitigation measures are likely not to be sufficiently beneficial to warrant implementation.

For issues that meet the three Category 1 criteria, no additional plant-specific analysis is required unless new and significant information is identified.

Category 2 issues are those that do not meet one or more of the criteria of Category 1, and, therefore, additional plant-specific review for these issues is required.

This chapter describes the environmental impacts from postulated accidents that might occur during the license renewal term.

5.1 Postulated Plant Accidents

A Category 1 issue in 10 CFR Part 51, Subpart A, Appendix B, Table B-1, related to postulated accidents that is applicable to Arkansas Nuclear One, Unit 1 (ANO-1) is listed in Table 5-1. Entergy Operations, Inc. (Entergy) stated in its Environmental Report (ER) (Entergy 2000a) that it is not aware of any new and significant information associated with the renewal of the ANO-1

(a) The GEIS was originally issued in 1996. Addendum 1 to the GEIS was issued in 1999. Hereafter, all references to the "GEIS" include the GEIS and its Addendum 1.

Postulated Accidents

Table 5-1. Category 1 Issue Applicable to Postulated Accidents During the Renewal Term

ISSUE--10 CFR Part 51, Subpart A, Appendix B, Table B-1		GEIS Sections
Postulated Accidents		
Design-Basis Accidents (DBAs)		5.3.2; 5.5.1

operating license. No significant new information has been identified during the staff's review. Therefore, the staff concludes that there are no impacts related to this issue beyond those discussed in the GEIS. For this issue, the GEIS concluded that the impacts are SMALL, and plant-specific mitigation measures are not likely to be sufficiently beneficial to be warranted.

A brief description of the staff's review and the GEIS conclusions, as codified in 10 CFR Part 51, Subpart A, Appendix B, Table B-1, follows.

Design-Basis Accidents (DBAs): Based on information in the GEIS, the Commission found: "The NRC staff has concluded that the environmental impacts of design basis accidents are of small significance for all plants." The staff has not identified any significant new information during its independent review of the Entergy ER (Entergy 2000a), the staff's site visit, the scoping process, or its evaluation of other available information. Therefore, the staff concludes that there are no impacts of DBAs beyond those discussed in the GEIS.

A Category 2 issue related to postulated accidents that is applicable to ANO-1 is listed in Table 5-2.

Table 5-2. Category 2 Issue Applicable to Postulated Accidents During the Renewal Term

ISSUE--10 CFR Part 51, Subpart A, Appendix B, Table B-1	GEIS Sections	10 CFR 51.53(c)(3)(ii) Subparagraph	SEIS Section
Postulated Accidents			
Severe Accidents	5.3.3; 5.3.3.2; 5.3.3.3; 5.3.3.4; 5.3.3.5; 5.4; 5.5.2	L	5.2

Severe Accidents: Based on information in the GEIS, the Commission found:

The probability weighted consequences of atmospheric releases, fallout onto open bodies of water, releases to groundwater, and societal and economic impacts from severe accidents are small for all plants. However, alternatives to mitigate severe accidents must be considered for all plants that have not considered such alternatives.

The staff has not identified any significant new information with regard to the consequences from severe accidents during its independent review of the Entergy ER (Entergy 2000a), the site-audit summary (NRC 2000b), the staff's site visit, the scoping process, or its evaluation of other available information. Therefore, the staff concludes that there are no impacts of severe accidents beyond those discussed in the GEIS. However, in accordance with 10 CFR 51.53(c)(3)(ii)(L), the staff has reviewed severe accident mitigation alternatives (SAMAs) for ANO-1. The results of its review are discussed in Section 5.2.

5.2 Severe Accident Mitigation Alternatives (SAMAs)

10 CFR 51.53(c)(3)(ii)(L) requires that license renewal applicants consider alternatives to mitigate severe accidents if the staff has not previously evaluated SAMAs for the applicant's plant in an environmental impact statement (EIS) or related supplement or in an environmental assessment. The purpose of this consideration is to ensure that plant changes (i.e., hardware, procedures, and training) with the potential for improving severe accident safety performance are identified and evaluated. SAMAs have not been previously considered for ANO-1; therefore, the following addresses those alternatives.

5.2.1 Introduction

Entergy submitted an assessment of SAMAs for ANO-1 as part of the ER (Entergy 2000a). This assessment was based on the ANO-1 Probabilistic Safety Assessment (PSA) for core damage frequency estimation and containment performance, and a supplemental analysis of offsite consequences and economic impacts for risk determination. While identifying and evaluating potential SAMAs, Entergy took into consideration the insights and recommendations from the ANO-1 plant-specific risk study, several recent SAMA analyses for other plants, and other U.S. Nuclear Regulatory Commission (NRC) and industry documents discussing potential plant improvements. Entergy considered 169 SAMAs and concluded that only one SAMA involving increased emphasis on timely recirculation swap-over in operator training would be cost-beneficial. Entergy is evaluating this issue from a training perspective to determine if it needs to be incorporated into the operations training cycle.

Postulated Accidents

Based on a review of the SAMA assessment, the NRC issued a request for additional information (RAI) to Entergy by letter dated April 12, 2000 (NRC 2000a). Key questions concerned the process used by the license renewal applicant to identify potential SAMAs, the exclusion of external events in the risk profile, the determination of the offsite risks, and the inclusion of the proper elements of averted onsite costs in Entergy's value impact analysis. Entergy submitted additional information by letters dated June 26 and July 31, 2000 (Entergy 2000b; 2000c). These responses addressed the staff's concerns and reaffirmed the conclusions of the study.

An assessment of SAMAs for ANO-1 is presented below.

5.2.2 Estimate of Risk for ANO-1

Entergy's estimates of offsite risk at ANO-1 are summarized below. The summary is followed by a review of Entergy's risk estimates.

5.2.2.1 Entergy's Risk Estimates

Two distinct analyses are combined to form the basis for the risk estimates used in the SAMA analysis: (1) the ANO-1 PSA model, and (2) a supplemental analysis of offsite consequences and economic impacts for risk determination developed specifically for SAMA analyses. The ANO-1 PSA is an update of the ANO-1 Individual Plant Examination (IPE) (Entergy 1993), incorporating new information on equipment performance, plant configuration changes, and refinements in PSA modeling techniques. It contains a Level 1 analysis to determine the core damage frequency (CDF) from internally initiated events and a Level 2 analysis to determine containment performance during severe accidents. The total CDF for internal events is about 1.1×10^{-5} per year. A breakdown of the CDF is provided in Table 5-3.

The Level 2 model (which includes plant damage state descriptors, the containment event tree, and the source term binning and containment release categories) is essentially the same as in the original IPE submittal. However, new Level 1 sequences were binned into the existing plant damage states to update the Level 2 results. The breakdown of core damage events in terms of containment release mode is provided in Table 5-4 (second column).

The offsite consequences and economic impact analyses use the MELCOR Accident Consequence Code System 2 (MACCS2) code, Version 1.12, to determine the offsite risk impacts on the surrounding environment and public. Inputs for this analysis include plant/site-specific input values for core radionuclide inventory and release fractions, meteorological data, projected population distribution, emergency response evacuation modeling, and economic data.

Table 5-3. ANO-1 Core Damage Frequency (CDF)

Initiating Event	Frequency (per reactor year)
Transients	5.4×10^{-6} (49%) ^(a)
Loss-of-coolant accident (LOCA)	4.5×10^{-6} (42%)
Anticipated transient without scram (ATWS)	5.7×10^{-7} (5%)
Steam generator tube rupture (SGTR)	3.2×10^{-7} (3%)
Station blackout (SBO)	5.0×10^{-8} (0.5%)
Interfacing system LOCA	4.5×10^{-8} (0.4%)
Total CDF from internal events	1.1×10^{-5} ^(b)

(a) Numbers in parentheses reflect the contribution to CDF for internal events.

(b) Although not included in the total CDF from internal events, the CDF associated with flooding events is $<1.0 \times 10^{-6}$

Table 5-4. Risk Profile

Containment Release Mode	Core Damage Frequency (%)	Contribution to Population Dose (%)
Containment intact	81.1	2
Late containment failure	12.2	31
Early containment failure	6.3	32
Containment bypass	0.4	35

Entergy estimates the dose to the population within 80 km (50 mi) of the ANO site from internal initiators at ANO-1 to be 0.55 person-rem per year. Table 5-4 (third column) shows the contributions to population dose by containment release mode. Although containment failures account for the majority of the containment failure/bypass frequency, containment bypass, late containment failure, and early containment failure are nearly equal contributors to risk.

5.2.2.2 Review of Entergy's Risk Estimates

Entergy's estimate of offsite risk at ANO-1 is based on the ANO-1 PSA and a separate MACCS2 analysis to determine the offsite risk impacts. This review considered the following major elements:

- the Level 1 and 2 risk models that form the bases for the April 1993 IPE submittal
- the major modifications to the IPE model that have been incorporated in the ANO-1 PSA
- the MACCS2 analyses performed to translate fission product release frequencies from the Level 2 PSA model into offsite consequence measures.

Each of these analyses was reviewed to determine the acceptability of Entergy's risk estimates for the SAMA analysis, as summarized below.

The staff's review of the ANO-1 IPE is described in a staff report dated May 5, 1997 (NRC 1997a). In that review, the staff evaluated the methodology, models, data, and assumptions used to estimate the CDF and characterize containment performance and fission product releases. The staff concluded that Entergy's analysis met the intent of Generic Letter 88-20 (NRC 1988a); that is, the IPE was of adequate quality to be used to look for design or operational vulnerabilities. Although the staff reviewed certain aspects of the IPE in more detail than others, it primarily focused on the licensee's ability to examine ANO-1 for severe accident vulnerabilities and not specifically on the detailed findings or quantification estimates. Overall, the staff believed that the ANO-1 IPE was of adequate quality to be used as a tool in searching for areas with high potential for risk reduction and to assess such risk reductions, especially when the risk models are used in conjunction with insights, such as those from risk importance, sensitivity, and uncertainty analyses.

A comparison of CDF profiles between the original IPE and the current PSA indicates that the estimate of the CDF has been reduced from 4.7×10^{-5} per reactor year to about 1.1×10^{-5} per reactor year. Transients and LOCAs continue to dominate the CDF, although at lower frequencies. Also, station blackout (SBO) events, which were previously the largest contributor to the CDF, now account for less than 1 percent of the CDF. The lower values in the current PSA are attributed to plant and modeling improvements that have been implemented in ANO-1 since the IPE, as discussed below.

The ANO-1 PSA has undergone two major revisions since the IPE submittal. In 1993, the risk model was revised to reflect: (1) better modeling of the full range of LOCA sizes by splitting the IPE small LOCA sequences into small and medium LOCAs, (2) more detail in the modeling of

1 transient-induced LOCAs (reactor coolant pump seals, safety relief valves), (3) installation of a
2 third totally independent black-start diesel, and (4) additional redundancy in the instrument air
3 system. The impact of these changes was to reduce the overall CDF by being able to more
4 accurately apply success criteria to the LOCA sequences and to credit improved availability of
5 the alternate alternating current (ac) power and instrument air systems.

6
7 In 1998, the second revision was made to the ANO-1 PSA. This revision captured several
8 changes to the plant and modified some assumptions made in the model. The major changes
9 included: (1) the addition of a fourth battery charger and four inverters, (2) significant
10 reductions in LOCA-initiating event frequencies based on NUREG/CR-5750 (NRC 1999b), (3) a
11 revision of battery life from 2 hours to 5 hours, based on a reanalysis of battery life that included
12 load-shedding, (4) an addition to the high-pressure injection success criterion to credit two
13 operating pumps and two available injection lines, (5) revisions to several safety and support
14 system models to allow operator selection of system lineups depending upon the application,
15 (6) the inclusion of the service water system as a backup water supply for the emergency
16 feedwater system, and (7) revision of the service water logic models with respect to the
17 discharge paths. The overall impact of these changes was to lower the estimate of the CDF to
18 its present value of 1.1×10^{-5} per reactor year.

19
20 Entergy submitted an Individual Plant Examination for External Events (IPEEE) by letter dated
21 May 31, 1996 (Entergy 1996). Entergy chose not to include the results of this analysis in the
22 estimate of CDF and the determination of potential benefits for the SAMAs. Instead, it captured
23 the potential risk benefits associated with external events by doubling the calculated benefits for
24 a given SAMA. In response to an RAI on this topic, Entergy stated that the doubling of the
25 benefit to account for external events provides bounding results because some external events
26 would result in only partial failure of systems or trains, and because the conservative nature of
27 the assumptions used to estimate the risk reduction of each SAMA tends to overestimate the
28 benefits of the SAMA. Additionally, Entergy stated that the major contributor from external risk
29 is expected to come from the risk of a fire. Their review of the unscreened zones revealed that
30 the largest CDF from a fire in a single zone was less than the CDF calculated for the internal
31 events. Because the fire analysis was done as a screening analysis only and not as a
32 determination of the risk value for a fire at ANO-1, the results from the fire analysis are
33 considered to be conservative. Entergy's position is that given the conservative nature of the
34 analysis, there is reasonable assurance that the risk associated with a fire would be bounded by
35 increasing the benefit by a factor of two.

36
37 The staff agrees that doubling the benefit analysis results should capture the unknown external
38 event benefits associated with the SAMAs identified and analyzed by Entergy. This is mostly
39 due to the fact that the SAMAs identified and analyzed in the submittal were intended to
40 address internal initiators, and any benefits with regard to external events are only coincidental.

Postulated Accidents

1 The original IPE Level 2 analysis was characterized by the NRC staff reviewers as a simplified
2 scoping analysis that lacked detailed plant-specific calculations. In response to an RAI on this
3 topic, Entergy supported using the IPE Level 2 analysis, stating that the objective of the ANO-1
4 Level 2 analysis was to produce a scoping, yet realistic, estimate of the overall ANO-1 reactor
5 building response to severe accident phenomena. As part of that effort, ANO-1-specific
6 features were considered in the analysis of the plant damage states, containment event tree
7 model, and quantification steps. Plant-specific information was used to form conclusions
8 regarding the impact of the identified severe accident response issues on ANO-1. Entergy
9 cited several examples where plant-specific design and test data were used in the Level 2
10 analysis. Additionally, most of the phenomenological modeling was based on the Surry
11 analysis in NUREG-1150 (NRC 1990a), which was selected for its similarity to ANO-1. The
12 applicant also noted that an independent, formal review of the Level 2 model was conducted
13 subsequent to completing the SAMA analysis, with no major findings or recommendations for
14 changes related to the Level 2 model. The staff concludes that the use of the ANO-1 Level 2
15 model provides sufficiently detailed characterization of containment response to support license
16 renewal SAMA analysis.

17
18 The process used by Entergy to extend the containment performance (Level 2) portion of the
19 PSA to an assessment of offsite consequences was reviewed. This included consideration of
20 the source terms used to characterize fission product releases for each containment release
21 mode and consideration of the major inputs and assumptions used in the offsite consequence
22 analyses. Entergy used an approach that was similar to the methods used in NUREG-1150
23 (NRC 1990a), NUREG/CR-4551 (NRC 1990b), and NUREG/CR-4881 (NRC 1988b) to analyze
24 postulated accidents and develop radiological source terms for each of 53 containment release
25 modes. The source terms that were reported in the IPE were incorporated as input to the NRC-
26 developed MACCS2 code. For corresponding release scenarios, Entergy's point estimate
27 source terms for sequences that were large contributors to offsite dose were compared with
28 those in the NUREG-1150 Surry analysis (NRC 1990a) and found to be in reasonable
29 agreement.

30
31 The MACCS2 input used site-specific meteorological data processed from hourly measure-
32 ments from 1996. This data was collected at the site meteorological tower, except for
33 precipitation data, which was recorded hourly at Clarksville, about 32 km (20 mi) northwest of
34 the plant site. These data were the most recent available and acceptable set of hourly data.
35 Year-to-year weather variations are not significant in the SAMA analysis because (1) weather
36 variations are diminished in the MACCS2 analyses due to its weather sampling scheme and the

1 relatively low population density near the plant in all directions, and (2) the same meteorological
2 assumptions are used in estimating both the base-case consequences and the SAMA-case
3 consequences.

4
5 The population distribution used as input to the MACCS2 analysis is based on 1990 census
6 data. Population growth within a 80-km (50-mi) radius of the site was projected out to 2025 by
7 using the computer program SECPOP90 (NRC 1997b). Projections were benchmarked with
8 1998 county data. Because the area is a popular recreational area, Entergy included transient
9 populations in the emergency planning zone (exclusion boundary of 1 km out to 16 km [0.65 mi
10 to 10 mi]). Thus, the MACCS2 site file shows a slightly larger population in this zone than may
11 be found elsewhere in tables of population projections for the ANO region. At the request of
12 the NRC, Entergy projected the population growth out to 2034, the end of the license renewal
13 period, assuming the same growth rate for the last 10 years as for the previous 10 years. This
14 resulted in a population 4 percent higher than that used in the SAMA analysis. Correspond-
15 ingly, a SAMA analysis using this larger population would result in a 4 percent greater benefit.
16 This would not change the conclusions of the SAMA analyses. The methods and assumptions
17 for the population growth estimates are considered reasonable and acceptable for purposes of
18 the SAMA evaluation.

19
20 Evacuation modeling is based on a site-specific evacuation study performed by Entergy. It was
21 assumed that 15 percent of the people within the evacuation zone (extending out to 16 km
22 [10 mi] from the plant) would start moving 45 minutes after the alarm is sounded, 80 percent
23 would start moving at 90 minutes, and 5 percent would start moving at 135 minutes. The
24 evacuation times are based on a site-specific evacuation study carried out by Arkansas Power
25 & Light in 1981 (APL 1981). A sensitivity analysis was performed that assumed that only 95
26 percent of the people within the evacuation zone would participate in the evacuation. The
27 remaining 5 percent were assumed to go about their normal activities. This assumption is
28 conservative relative to the NUREG-1150 study (NRC 1990a), which assumed evacuation of
29 99.5 percent of the population within the emergency planning zone. The result was only a
30 1-percent change in population dose and evacuation costs. Evacuation times from the 1981
31 study were assumed to remain valid for the license renewal period based on the facts that the
32 state would continue to maintain adequate roads in this recreation area and that the population
33 growth was relatively small. The evacuation-sensitivity study indicated that the evacuation
34 costs and exposures were not very sensitive to the population involved in the evacuation.
35 Accordingly, the evacuation assumptions and analysis are deemed reasonable and acceptable
36 for the purposes of SAMA evaluation.

37
38 Site-specific economic data were provided by SECPOP90 and used in the MACCS2 analyses.
39 SECPOP90 contains a database extracted from U.S. Bureau of Census CD-ROMs (1990
40 census data), the 1992 Census of Agriculture CD-ROM Series 1B, the 1994 U.S. Census

Postulated Accidents

County and City Data Book CD-ROM, the 1993 and 1994 Statistical Abstract of the United States, and other minor sources. These regional economic values were updated to 1997 using the Consumer Price Index and other data from the U.S. Bureau of the Census and the Department of Agriculture. Although some of the economic parameter values were based on values quoted in NUREG-1150 (NRC 1990a), some were revised with more recent and/or site-specific data.

The staff concludes that the methodology used by Entergy to estimate the CDF and offsite consequences for ANO-1 provides an acceptable basis from which to proceed with an assessment of risk reduction potential for the candidate SAMAs. Accordingly, the staff based its assessment of offsite risk on the CDF and offsite doses reported by Entergy.

5.2.3 Potential Design Improvements

The process for identifying potential plant improvements, an evaluation of that process, and the improvements evaluated in detail by Entergy are discussed in this section.

5.2.3.1 Process for Identifying Potential Design Improvements

Entergy's process for identifying potential plant improvements consisted of the following three elements:

- a review of the ANO-1 IPE submittal, the updated PSA, and the IPEEE for plant-specific enhancements
- reviews of SAMA analyses submitted in support of original licensing and license renewal activities for other operating nuclear power plants and advanced light water reactor plants
- reviews of other NRC and industry documentation discussing potential plant improvements.

Entergy's initial list of 169 candidate improvements was extracted from the process and is reported in Table G.2-1 in Attachment G to the ER (Entergy 2000a).

Entergy performed a qualitative screening on the initial list of 169 SAMAs using the following criteria:

- The SAMA is not applicable to ANO-1, either because the enhancement is only for boiling water reactors, the Westinghouse AP600 design, or pressurized water reactor ice condenser containments, or it is a plant-specific enhancement that does not apply at ANO-1, or

- The SAMA has already been implemented at ANO-1 (or the ANO-1 design meets the intent of the SAMA).

Based on the qualitative screening, 81 SAMAs were eliminated, leaving 88 subject to further analysis. These 88 SAMAs are listed in Table G.2-2 of Attachment G to the ER (Entergy 2000a). The further analysis consisted of identifying the costs and benefits for each SAMA and eliminating those whose cost exceeded their benefit. Thirty-eight SAMAs were eliminated because the costs were expected to exceed twice the maximum attainable benefit. The maximum attainable benefit was determined by assuming all risk for internal events is eliminated. Entergy doubled this value to bound additional benefits that might result for external events. For the remaining 50 SAMAs, further analyses were performed as described in Section 5.2.4. The end result was that only one SAMA, involving increased emphasis on timely recirculation swap-over in operator training (SAMA 129), was found to be cost-beneficial.

5.2.3.2 Staff Evaluation

Of the 169 SAMAs compiled and considered for analysis, 21 were based on the ANO-1 plant-specific risk profile as modeled in the IPE and IPEEE. The IPE was referenced as the source for 10 SAMA candidates. Of those, 8 have already been implemented, leaving only 2 for further consideration. The IPEEE was referenced as the source for 11 SAMA candidates, all of which have been implemented at the plant. Thus, of the 21 plant-specific SAMA candidates, only 2 have not been previously implemented: SAMA 18, "Procedures to Stagger HPI Pump Use After a Loss of Service Water," and SAMA 56, "Reactor Building Liner Protective Barrier." Both of these SAMAs were later screened out based on a negative cost-benefit value.

At the request of the NRC staff, the applicant examined the results of importance analyses based on the updated PSA to provide additional confidence in the SAMA identification process. A sensitivity analysis was performed on all basic events having risk reduction worths (RRWs) greater than 1.005. This sensitivity study examined the impact on the CDF of a factor-of-10 reduction in the basic event probability. The associated risk benefit for each basic event was estimated by assuming that the change in CDF was directly proportional to the benefit (a large reduction in CDF results in a large increase in benefit). Entergy determined that PSA basic events with RRWs less than 1.2 yielded benefits that, when doubled, were below the \$30,000 value selected as the minimum cost for making a procedure change at ANO-1.

There were only two basic events in the ANO-1 updated PSA with RRWs greater than 1.2: (1) operator failure to attempt low-pressure recirculation within 30 minutes of a large LOCA, and (2) operator failure to trip reactor coolant pumps within 30 minutes of a loss of seal cooling. The list of candidate SAMAs addresses these two operator actions. SAMA 129, "Emphasize Timely Recirculation Swapover in Operator Training," specifically looks at the first operator

Postulated Accidents

1 action. SAMA 2, involving intermediate cooling water (ICW), "Enhance Loss of ICW (or service
2 water) Procedure to Facilitate Stopping Reactor Coolant Pumps," and SAMA 4, "Additional
3 Training on the Loss of ICW," both deal with operator actions during a loss of seal cooling.^(a)
4 Thus, the follow-on analysis using the updated PSA confirmed that no additional potential
5 SAMAs would have been identified by using the latest plant-specific risk profile.

6
7 While many of the SAMAs identified by Entergy involve major modifications and significant
8 costs, less expensive design improvements and procedure changes that provide similar levels
9 of risk reduction are also included. For example, of the 169 SAMAs, about 20 percent involve
10 changes other than hardware changes, and over one-third of those have already been imple-
11 mented at ANO-1. In general, ANO-1 has been responsive to making improvements where
12 practical solutions were available (i.e., implementation costs were not prohibitive). Thus, many
13 of the procedure changes and training upgrades proposed as potential SAMAs had already
14 been implemented at ANO-1. This is a contributing factor in the overall low CDF at ANO-1.

15
16 The staff concludes that Entergy used a systematic and comprehensive process for identifying
17 potential plant improvements for ANO-1 and that the set of potential improvements identified is
18 reasonably complete and, therefore, acceptable.

5.2.4 Risk Reduction Potential of Design Improvements

21
22 Entergy evaluated the risk reduction potential for each of the 50 SAMAs remaining after the
23 screening using a bounding technique. Each SAMA was assumed to completely eliminate all
24 sequences that the specific enhancement was intended to address. Nineteen bounding
25 analysis cases were developed to accomplish this effort. Table 5-5 lists these bounding
26 analyses, the respective assumptions, and the applicable SAMAs. Rather than creating an
27 entire external events model to address risks and benefits associated with external initiating
28 events, Entergy doubled the maximum benefit (based on the internal risk) to account for any
29 unmodelled risk reduction that could also occur in external events.

30
31 The staff has reviewed Entergy's bases for calculating the risk reduction for the various plant
32 improvements and concludes that the rationale and assumptions for estimating risk reduction is
33 reasonable and generally conservative (i.e., the estimated risk reduction would be higher than
34 what would actually be realized).

1 (a) SAMAs 129 and 4 were part of the 88 SAMAs that underwent further analysis. SAMA 2 was
2 screened out early because it had already been implemented at ANO-1.

Table 5-5. SAMA Cost/Benefit Screening Analysis

Case	SAMA	Bounding Analysis	Bounding Analysis Description	Bounding Analysis Assumptions	Screening Conclusion
1	60, Provide additional battery capacity 61, Use fuel cells instead of batteries 64, Alt. battery charging capability 66, Replace batteries	DCGOOD	Direct current (dc) power improvements	Batteries perfect for 24 hours	All SAMAs screened out
2	25, Procedures for temporary heating, ventilation, and air conditioning (HVAC)	DGHVAC	Emergency diesel generator (EDG) temporary ventilation	Removed EDG dependence on HVAC	Screened out
3	156, Add digital large LOCA protection	NO-A	Large LOCA	Initiating event frequency set to zero	Screened out
4	63, Improved bus cross-tie ability 67, Across unit alternating current (ac) power cross-tie 70, Emphasize steps in offsite power recovery after station blackout (SBO) 73, Install gas turbine generators (GTGs) 74, Install tornado protection on GTG 75, Create river water (RW) backup for diesel generator (DG) cooling 76, Use firewater as backup for DG cooling 77, Connect to alt. offsite power source 78, Underground offsite power lines	NO-LOSP	Loss of offsite power (LOSP)	Initiating event frequency set to zero	All SAMAs screened out
5	81, Redundant spray system during steam generator tube rupture (SGTR) 82, Improve SGTR coping abilities 83, Various SGTR coping features 84, Increase secondary pressure capacity	NOSGTR	SGTR	Initiating event frequency set to zero	All SAMAs screened out

Table 5-5. (contd)

Case	SAMA	Bounding Analysis	Bounding Analysis Description	Bounding Analysis Assumptions	Screening Conclusion
5 (contd)	85, New design steam generators (SGs) 87, Flood SG prior to core damage (CD) 88, Inspect 100% of SG tubes	NOSGTR	SGTR	Initiating event frequency set to zero	All SAMAs screened out
6	140, Replace air compressors	INSTAIR1	More reliable instrument air (IA) compressors	IA compressor failures set to zero	Screened out
7	139, emergency operating procedure (EOP) change to align DGs to more IA compressors	INSTAIR2	EDG backup power for IA system	Removed electric power dependency from IA compressors	Screened out
8	10, Add reactor coolant pump (RCP) seal injection system with DG 11, Add RCP seal inj. system w/o DG 12, Use hydro pump for seal injection	RCPLOCA	RCP seal LOCA	Removed seal LOCA from model	All SAMAs screened out
9	89, Locate residual heat remover (RHR) inside containment 92, Increase frequency of valve leak tests 93, Operator training on interfacing system LOCA (ISLOCA) 94, Relief valves in intermediate cooling water (ICW) system 95, Leak test valves in ISLOCA paths 96, EOP upgrade for ISLOCA identification 97, Ensure ISLOCA releases are scrubbed 98, Redundant/diverse limit switches on cont. isolation valves	ISOL	Interfacing system LOCA	Initiating event frequency set to zero	All SAMAs screened out
10	155, Add secondary side guard pipes up to main steam isolation valves (MSIVs)	NOSLB	Main steam line break	Initiating event frequency set to zero	Screened out

Table 5-5. (contd)

Case	SAMA	Bounding Analysis	Bounding Analysis Description	Bounding Analysis Assumptions	Screening Conclusion
11	107, Digital feedwater control system upgrade	FW	Main feedwater control system	Main feedwater - induced transient initiating event frequency set to zero	Screened out
12	1, Cap ICW vent and drain telltale pipes 3, Improve loss of ICW procedure 4, Training on loss of ICW 22, Improve ability to cool RHR heat exchangers (HXs)	ICW1	Loss of ICW	Initiating event frequency set to zero	All SAMAs screened out
13	15, Add third ICW pump	ICW2	Additional ICW pump	Added pump to ICW fault tree	Screened out
14	69, Procedure to fix 4-kV breakers	BREAKER	Circuit breaker repair upgrade	Set failure probability of circuit breakers to zero	Screened out
15	57, Training on inadvertent actuations	SPURIOUS	Operator training on spurious actuations	Spurious actuation initiating event frequencies set to zero	Screened out
16	151, Enhance reactor coolant system (RCS) depressurization 152, Improve depressurization procedure	PDSRCD	Improve depressurization capability	Power operated relief valve (PORV) failure probabilities set to zero	All SAMAs screened out
17	129, Emphasize timely swapover to recirculation 138, Automatic swapover to recirculation	PDSHPROA	Improve recirculation capability	Set operator failure probability for recirculation to zero	129 did not screen out 138 screened out
18	114, Connect portable generator to auxiliary feedwater (AFW) turbine driven pump after battery depletion	PDSTDPDC	dc power to emergency feedwater (EFW) turbine-driven pump	Removed dc power dependency for EFW turbine-driven pump	Screened out
19	7, Increase makeup pump lube oil capacity	LOSWTOMU	Makeup pump cooling	Removed cooling water dependency for makeup pumps	Screened out

Postulated Accidents

The use of a factor of two to implicitly account for the risk benefits associated with both internal and external events is deemed to be conservative because a SAMA generally is most effective in either internal events or external events, but not both. When the internal event risk is greater than the external event risk as it is at ANO-1, doubling the internal event risk is a conservative upper bound for the overall risk. The staff considers this bounding technique reasonable for the purposes of SAMA evaluation for ANO-1 because it would overstate somewhat the benefits of the SAMAs, although this technique may not be applicable for another plant that has a different overall risk profile.

5.2.5 Cost Impacts of Candidate Design Improvements

Entergy estimated the costs of implementing each SAMA through the application of engineering judgment, estimates from other licensees' submittals, and site-specific cost estimates. The cost estimates conservatively did not include the cost of replacement power during extended outages required to implement the modifications. Estimates based on modifications implemented or estimated in the past were presented in terms of dollar values at the time of implementation and were not adjusted to present-day dollars.

Because the base-case CDF and public risk calculated by Entergy are relatively low, the maximum attainable benefit is also very low. As a result, a conservative cost estimate was used in most cases to screen the SAMAs from further consideration.

The cost estimates that were cited in Table G.2-2 of Attachment G to the ER (Entergy 2000a) were compared to estimates developed elsewhere for similar improvements, including estimates developed as part of other licensees' analyses of SAMAs for operating reactors and advanced light-water reactors. The Entergy estimates were found to be consistent and reasonable for the SAMAs under consideration.

5.2.6 Cost-Benefit Comparison

The cost-benefit comparison as evaluated by Entergy and the staff evaluation of the cost-benefit analysis are described in the following sections.

5.2.6.1 Entergy Evaluation

The methodology used by Entergy was based primarily on NRC's guidance for performing cost-benefit analysis, i.e., NUREG/BR-0184, *Regulatory Analysis Technical Evaluation Handbook*

(NRC 1997c). The guidance involves determining the net value for each SAMA according to the following formula:

$$\text{Net Value} = (\text{APE} + \text{AOC} + \text{AOE} + \text{AOSC}) - \text{COE}$$

where APE = present value of averted public exposure (\$)
 AOC = present value of averted offsite property damage costs (\$)
 AOE = present value of averted occupational exposure (\$)
 AOSC = present value of averted onsite costs (\$)
 COE = cost of enhancement (\$).

If the net value of a SAMA is negative, the cost of implementing the SAMA is larger than the benefit associated with the SAMA and it is not considered cost-beneficial. Entergy's derivation of each of the associated costs is summarized below.

Averted Public Exposure (APE) Costs

The APE costs were calculated using the following formula:

APE = Annual reduction in public exposure (Δ person-rem/reactor year)
 x occupational exposure per core damage event
 x monetary equivalent of unit dose (\$2000 per person-rem)
 x present value conversion factor (10.76, based on a 20-year period with a 7-percent discount rate).

As stated in NUREG/BR-0184 (NRC 1997c), it is important to note that the monetary value of the public health risk after discounting does not represent the expected reduction in public health risk due to a single accident. Rather, it is the present value of a stream of potential losses extending over the remaining lifetime (in this case, the renewal period) of the facility. Thus, it reflects the expected annual loss due to a single accident, the possibility that such an accident could occur at any time over the renewal period, and the effect of discounting these potential future losses to present value.

Averted Offsite Property Damage Costs (AOC)

The AOCs were calculated using the following formula:

AOC = Annual CDF reduction
 x offsite economic costs associated with a severe accident (on a per-event basis)
 x present value conversion factor.

Postulated Accidents

Entergy cited an annual offsite property economic risk monetary equivalent of \$956 per year based on the Level 3 risk analysis. This value, which corresponds to the frequency-weighted sum of the base offsite economic costs in Table G.1-4 of the ER (Entergy 2000a), appears to be lower than comparable values for other sites and those presented in NUREG/BR-0184 (NRC 1997c). This lower value is primarily due to the low population in the 80-km (50-mi) radius zone around the plant and the low CDF estimated for ANO-1.

Averted Occupational Exposure (AOE) Costs

The AOE costs were calculated using the following formula:

$$\begin{aligned} \text{AOE} = & \text{Annual CDF reduction} \\ & \times \text{occupational exposure per core damage event} \\ & \times \text{monetary equivalent of unit dose} \\ & \times \text{present value conversion factor.} \end{aligned}$$

Entergy derived the values for averted occupational exposure based on information provided in Section 5.7.3 of NUREG/BR-0184 (NRC 1997c). Best estimate values provided for immediate occupational dose (3300 person-rem) and long-term occupational dose (20,000 person-rem over a 10-year cleanup period) were used. The present value of these doses was calculated using the equations provided in NUREG/BR-0184 in conjunction with a monetary equivalent of unit dose of \$2000 per person-rem, a real discount rate of 7 percent, and a time period of 20 years to represent the license-renewal period.

Averted Onsite Costs (AOSC)

The AOSCs include averted cleanup and decontamination costs, and averted power replacement costs. Repair and refurbishment costs are considered for recoverable accidents only and not for severe accidents. Entergy derived the values for AOSC based on information provided in Section 5.7.6 of NUREG/BR-0184 (NRC 1997c).

Averted cleanup and decontamination costs (ACC) are calculated using the following formula:

$$\begin{aligned} \text{ACC} = & \text{Annual CDF reduction} \\ & \times \text{present value of cleanup costs per core damage event} \\ & \times \text{present value conversion factor.} \end{aligned}$$

The total cost of cleanup and decontamination subsequent to a severe accident is estimated in NUREG/BR-0184 (NRC 1997c) as $\$1.5 \times 10^9$ (undiscounted). This value was converted to

present costs over a 10-year cleanup period and integrated over the term of the proposed license extension.

Averted power replacement costs (U_{RP}) are calculated using the following formula:

$$U_{RP} = \begin{aligned} &\text{Annual CDF reduction} \\ &\times \text{present value of replacement power for a single event} \\ &\times \text{factor to account for remaining service years for which replacement power is required} \\ &\times \text{reactor power scaling factor.} \end{aligned}$$

Entergy calculated an averted replacement power cost of \$81,065. In the analysis provided in the ER (Entergy 2000a), Entergy originally did not include replacement power costs in its cost-benefit evaluation, as recommended in NUREG/BR-0184 (NRC 1997c), but did include these costs as a sensitivity study. In view of the significant impact of these costs on the estimated benefit for a SAMA, the staff requested that Entergy include these costs in its cost-benefit analysis which forms the baseline for subsequent sensitivity analyses. By factoring in the averted replacement power costs in response to the RAI, the SAMA benefits increased between 20 and 65 percent over the original ER submittal values for those SAMAs where a reduction in CDF was expected.

In Entergy's original SAMA analysis, only one SAMA (129, "Emphasize Timely Recirculation Swapover in Operator Training") was found to be cost-beneficial. Based on the updated analysis (including replacement power costs), Entergy reevaluated the value impact of the 88 candidate SAMAs that passed the initial screening. No additional cost-beneficial SAMAs were identified through this reevaluation.

Entergy performed several sensitivity analyses to evaluate the impact of parameter choices on the analysis results. The sensitivity analyses included:

- calculation of each SAMA benefit using a 3-percent discount rate
- calculation of each SAMA benefit assuming the baseline discount rate and assuming that external events contributed an amount equivalent to internal events to the CDF
- calculation of each SAMA benefit assuming averted onsite costs, including the cost of replacement power and the baseline discount rate (only applicable to the original submittal because this became the baseline for the updated analysis)
- calculation of each SAMA benefit, assuming averted onsite costs including the cost of repair/refurbishment, and assuming the baseline discount rate

Postulated Accidents

- calculation of each SAMA benefit assuming a discount rate that Entergy believes to be more realistic (15 percent).

The sensitivity analyses indicated that the results of the SAMA analysis (i.e., only SAMA 129 being cost-beneficial) would not change for the conditions analyzed.

5.2.6.2 Staff Evaluation

In response to the RAI (Entergy 2000b), Entergy recalculated the value impacts for the 88 SAMAs that passed the initial screening. Entergy also recalculated the sensitivity cases, except for case number three above as this case was no longer applicable as a sensitivity. The cost calculations were based primarily on NUREG/BR-0184 (NRC 1997c). The changes in the results did not invalidate the conclusions of the original SAMA cost-benefit evaluation.

Of the 88 SAMAs analyzed, 87 were found to have negative net values when bounding risk-reduction benefits are assumed. The one remaining SAMA 129, "Emphasize Timely Recirculation Swapover in Operator Training," was found to be potentially cost-beneficial. This SAMA addresses the single most dominant contributor to the CDF in the ANO-1 updated PSA, i.e., failure of the operators to swapover from injection from the borated water storage tank to low pressure recirculation using the containment sump within 30 minutes during a large LOCA. This operator action appears in only one accident sequence, but accounts for over 33 percent of the CDF.

The failure probability assigned to this operator action by the ANO-1 PSA is 7.67×10^{-2} . This value is relatively high in comparison to the results of various human reliability screening methods that would generate values in the 1.0×10^{-2} to 1.0×10^{-3} range for high-stress operator actions. This being the case, an order of magnitude decrease in this operator action through improved training and greater awareness of this dominant risk contributor is not unreasonable. Reducing this operator action by a factor of 10 would result in reducing the CDF by about 30 percent (i.e., by 3.1×10^{-6}). Elimination of all large LOCA accident sequences (as modeled in the bounding analysis for SAMA 129) reduces the CDF by about 35 percent. Thus, the bounding analysis represents a reasonable expectation of the potential benefit from implementation of SAMA 129. It should be noted that the contribution of a large LOCA to the CDF is also due, in part, to the large LOCA initiating event frequency used in the ANO-1 PSA, 4.5×10^{-5} per reactor year. This value is consistent with the large LOCA frequencies used in most IPEs, but the latest information (NUREG/CR-5750, NRC 1999b) indicates that this could be too high by about a factor of 10. This tends to negate the benefit of SAMA 129.

Including replacement power costs, Entergy estimated the benefit of this SAMA to be in the range of \$51,000 to \$77,000 without doubling for external events. Entergy did not provide a

1 formal cost estimate for this SAMA, but indicated that the cost would be less than twice the
2 benefit. If the costs associated with this training are comparable to implementing a procedure
3 change (estimated by Entergy to be \$30,000 or more), then this action would have a positive
4 net value.

5
6 Although not age-related, implementation of this SAMA may be justified to reduce risk. Entergy
7 has provided training on this particular scenario and operator action only twice in the past
8 10 years. Under current practices, simulator training drills of LOCA scenarios typically do not
9 last long enough to reach the swapover task. Entergy is considering modification of existing
10 procedure guidance to expedite this evolution for large LOCAs and provide enhanced training.

11
12 Based on the updated cost-benefit and sensitivity analyses, the staff finds the cost-benefit
13 comparison methods sound and the results reasonable.

14 15 **5.2.7 Conclusions**

16
17 Entergy completed an extensive effort to identify and evaluate potential cost-beneficial plant
18 enhancements to reduce the risk associated with severe accidents at ANO-1. A list of
19 candidate SAMAs was compiled from a review of the ANO-1 IPE submittal, the updated PSA,
20 and the IPEEE for plant-specific enhancements, reviews of SAMA analyses submitted in
21 support of original licensing and license renewal activities for other operating nuclear power
22 plants and advanced light water reactor plants, and reviews of other NRC and industry
23 documentation discussing potential plant improvements. The staff concluded that the SAMA
24 candidate identification efforts were reasonable and that the list of candidate SAMAs was
25 sufficient.

26
27 After screening out SAMA candidates that were not applicable to ANO-1 or had already been
28 implemented, Entergy performed a second screening based on the potential costs and benefits.
29 The risk-reduction benefits were determined using the ANO-1 PSA (an updated version of the
30 ANO-1 IPE) supplemented with a MACCS2 analysis to determine the offsite consequences and
31 economic impacts. The ANO-1 PSA does not include an analysis of the risk associated with
32 external initiating events. To compensate for this situation, Entergy bounded the potential
33 benefits by doubling the results from the ANO-1 PSA. While unorthodox, the NRC staff
34 concluded that this method was sufficient for the purposes of SAMA evaluation.

35
36 The original risk-reduction benefit analysis followed the guidance of NUREG/BR-0184 (NRC
37 1997c), except that Entergy did not include replacement power costs as part of the averted
38 onsite costs. In this analysis, Entergy concluded that only one SAMA was marginally cost-
39 beneficial. Replacement power costs can have a significant influence on the cost-benefit
40 analysis.

Postulated Accidents

At the request of the staff, Entergy provided a revised assessment of the appropriate SAMAs with replacement power costs included. As a result of this reassessment, the "marginally" cost-beneficial SAMA 129 became more cost-beneficial. All other SAMA candidates retained negative net values. SAMA 129 involves improvements in training and awareness associated with operator actions required to swapover from the injection phase to low-pressure recirculation during a large LOCA. This SAMA does not relate to adequately managing the effects of aging during the period of extended operation. Therefore, it need not be implemented as part of license renewal pursuant to 10 CFR Part 54.

5.3 References

10 CFR Part 51, Subpart A, Appendix B, Table B-1, "Summary of Findings on NEPA Issues for License Renewal of Nuclear Power Plants."

10 CFR 51.53(c), "Operating license renewal stage."

10 CFR Part 54, "Requirements for renewal of operating licenses for nuclear power plants."

Arkansas Power and Light (APL). 1981. *ANO Emergency Plan*. Russellville, Arkansas.

Entergy Operations, Inc. 1993. Letter from James J. Fisicaro (Entergy) to U.S. Nuclear Regulatory Commission, Subject: Arkansas Nuclear One - Unit 1, Docket No. 50-313, License No. DPR-51, Individual Plant Examination for Severe Accident Vulnerabilities, Generic Letter 88-20 (TAC No. M74376), April 29, 1993.

Entergy Operations, Inc. 1996. Letter from Dwight C. Mims (Entergy) to U.S. Nuclear Regulatory Commission, Subject: Individual Plant Examination of External Events (IPEEE) and Unresolved Safety Issue A-46 Summary Reports for Arkansas Nuclear One, Unit 1 (ANO-1), May 31, 1996.

Entergy Operations, Inc. 2000a. Letter from C. Randy Hutchinson, Vice President, Operations, ANO, to U.S. Nuclear Regulatory Commission. Subject: License Renewal Application - Arkansas Nuclear One, Unit 1. Dated January 31, 2000. (Contains the Entergy Environmental Report [ER]).

Entergy Operations, Inc. 2000b. Letter from Jimmy D. Vandergrift, Director, Nuclear Safety Assurance, to U.S. Nuclear Regulatory Commission. Subject: Arkansas Nuclear One - Unit 1, Docket No. 50-313, License No. DPR-51, Environmental Report RAIs. Dated June 26, 2000.

- 1 Entergy Operations, Inc. 2000c. Letter from Jimmy D. Vandergrift, Director, Nuclear Safety
2 Assurance, to U.S. Nuclear Regulatory Commission. Subject: Arkansas Nuclear One - Unit 1,
3 Docket No. 50-313, License No. DPR-51, Environmental Report RAIs. Dated July 31, 2000.
4
- 5 U.S. Nuclear Regulatory Commission (NRC). 1988a. Generic Letter 88-20, "Individual Plant
6 Examination for Severe Accident Vulnerabilities," November 23, 1988.
7
- 8 U.S. Nuclear Regulatory Commission (NRC). 1988b. *Fission Product Release Characteristics*
9 *into Containment Under Design Basis and Severe Accident Conditions*. NUREG/CR-4881,
10 Washington, D.C.
11
- 12 U.S. Nuclear Regulatory Commission (NRC). 1990a. *Severe Accident Risks - An Assessment*
13 *for Five U.S. Nuclear Power Plants*. NUREG-1150, Washington, D.C.
14
- 15 U.S. Nuclear Regulatory Commission (NRC). 1990b. *Evaluation of Severe Accident Risks:*
16 *Surry Unit 1*. NUREG/CR-4551, Volume 3, Revision 1, Part 1, Washington, D.C..
17
- 18 U.S. Nuclear Regulatory Commission (NRC). 1996. *Generic Environmental Impact Statement*
19 *for License Renewal of Nuclear Plants*. NUREG-1437, Washington, D.C.
20
- 21 U.S. Nuclear Regulatory Commission (NRC). 1997a. Letter from George Kalman (NRC) to C.
22 Randy Hutchinson (Entergy), Subject: Safety Evaluation Report (SER) and Technical
23 Evaluation Report (TER) for Arkansas Nuclear One, Units 1 and 2, Individual Plant Examination
24 (IPE) Submittals - Internal Events, May 5, 1997.
25
- 26 U.S. Nuclear Regulatory Commission (NRC). 1997b. *SECPOP90: Sector Population, Land*
27 *Fraction, and Economic Estimation Program*. NUREG/CR-6525, Washington, D.C.
28
- 29 U.S. Nuclear Regulatory Commission (NRC). 1997c. *Regulatory Analysis Technical Evaluation*
30 *Handbook*. NUREG/BR-0184, Washington, D.C.
31
- 32 U.S. Nuclear Regulatory Commission (NRC). 1999a. *Generic Environmental Impact*
33 *Statement for License Renewal of Nuclear Plants, Main Report, Section 6.3 - Transportation,*
34 *Table 9.1, Summary of findings on NEPA issues for license renewal of nuclear power plants.*
35 NUREG-1437, Vol. 1, Addendum 1, Washington, D.C.
36
- 37 U.S. Nuclear Regulatory Commission (NRC). 1999b. *Rates of Initiating Events at U.S. Nuclear*
38 *Power Plants*. NUREG/CR-5750, Idaho National Engineering and Environmental Laboratory,
39 February 1999.
40

Postulated Accidents

- 1 U.S. Nuclear Regulatory Commission (NRC). 2000a. Letter from U.S. NRC to C. Anderson,
2 Entergy Operations, Inc. Subject: Request for Additional Information for the Review of
3 Arkansas Nuclear One Unit 1 Environmental Report Associated with License Renewal—SAMA.
4 Dated April 12, 2000.
5
- 6 U.S. Nuclear Regulatory Commission (NRC). 2000b. *Summary of Site Audit to Support*
7 *Review of License Renewal Application of Arkansas Nuclear One Unit 1.* Dated May 1, 2000,
8 Washington, D.C.

6.0 Environmental Impacts of the Uranium Fuel Cycle and Solid Waste Management

Environmental issues associated with the uranium fuel cycle and solid waste management were discussed in the *Generic Environmental Impact Statement for License Renewal of Nuclear Plants* (GEIS), NUREG-1437 (NRC 1996; 1999^(a)). The GEIS included a determination of whether the analysis of the environmental issue could be applied to all plants and whether additional mitigation measures would be warranted. Issues were then assigned a Category 1 or a Category 2 designation. As set forth in the GEIS, Category 1 issues are those that meet all of the following criteria:

- (1) The environmental impacts associated with the issue have been determined to apply either to all plants or, for some issues, to plants having a specific type of cooling system or other specified plant or site characteristics.
- (2) A single significance level (i.e., SMALL, MODERATE, or LARGE) has been assigned to the impacts (except for collective offsite radiological impacts from the fuel cycle and from high-level waste (HLW) and spent fuel disposal).
- (3) Mitigation of adverse impacts associated with the issue has been considered in the analysis, and it has been determined that additional plant-specific mitigation measures are likely not to be sufficiently beneficial to warrant implementation.

For issues that meet the three Category 1 criteria, no additional plant-specific analysis is required unless new and significant information is identified.

Category 2 issues are those that do not meet one or more of the criteria of Category 1, and, therefore, additional plant-specific review for these issues is required.

This chapter addresses those issues that are related to the uranium fuel cycle and solid waste management during the license renewal term that are listed in 10 CFR Part 51, Subpart A, Appendix B, Table B-1, that are applicable to Arkansas Nuclear One, Unit 1 (ANO-1). The generic potential impacts of the radiological and non-radiological environmental impacts of the uranium fuel cycle and transportation of nuclear fuel and wastes are described in detail in the GEIS, based in part on the generic impacts provided in 10 CFR 51.51(b), Table S-3, "Table of Uranium Fuel Cycle Environmental Data," and in 10 CFR 51.52(c), Table S-4, "Environmental Impact of Transportation of Fuel and Waste to and from One Light-Water-Cooled Nuclear

(a) The GEIS was originally issued in 1996. Addendum 1 to the GEIS was issued in 1999. All references to the "GEIS" include the GEIS and its Addendum 1.

Power Reactor.” The GEIS also addresses the impacts from radon-222 and technetium-99. There are no Category 2 issues for the uranium fuel cycle and solid waste management.

6.1 The Uranium Fuel Cycle

Category 1 issues in 10 CFR Part 51, Subpart A, Appendix B, Table B-1, that are applicable to ANO-1 from the uranium fuel cycle and solid waste management are listed in Table 6-1. Entergy Operations, Inc. (Entergy) stated in its Environmental Report (ER) (Entergy 2000) that it is not aware of any new and significant information associated with the renewal of the ANO-1 operating license. No significant new information has been identified by the staff during its review. Therefore, the staff concludes that there are no impacts related to these issues beyond those discussed in the GEIS. For all of those issues, the staff concludes in the GEIS that the impacts are SMALL, and plant-specific mitigation measures are not likely to be sufficiently beneficial to be warranted.

A brief description of the staff review and the GEIS conclusions, as codified in 10 CFR Part 51, Subpart A, Appendix B, Table B-1, for each of these issues follows:

- Offsite radiological impacts (individual effects from other than the disposal of spent fuel and high-level waste): Based on information in the GEIS, the Commission found:

Offsite impacts of the uranium fuel cycle have been considered by the Commission in Table S-3 of this part [10 CFR 51.51(b)]. Based on information in the GEIS, impacts on individuals from radioactive gaseous and liquid releases including radon-222 and technetium-99 are small.

The staff has not identified any significant new information during its independent review of the Entergy ER (Entergy 2000), the staff’s site visit, the scoping process, or its evaluation of other available information. Therefore, the staff concludes that there are no offsite radiological impacts of the uranium fuel cycle during the renewal term beyond those discussed in the GEIS.

- Offsite radiological impacts (collective effects): Based on information in the GEIS, the Commission found:

The 100 year environmental dose commitment to the U.S. population from the fuel cycle, HLW, and spent fuel disposal is calculated to be about 14,800 person rem [148 person Sv], or 12 cancer fatalities, for each additional 20-year power reactor operating term. Much of this, especially the contribution of radon releases from mines

**Table 6-1. Category 1 Issues Applicable to the Uranium Fuel Cycle
and Solid Waste Management During the Renewal Term**

ISSUE—10 CFR Part 51, Subpart A, Appendix B, Table B-1	GEIS Sections
URANIUM FUEL CYCLE AND WASTE MANAGEMENT	
Offsite radiological impacts (individual effects from other than the disposal of spent fuel and HLW)	6.1; 6.2.1; 6.2.2.1; 6.2.2.3; 6.2.3; 6.2.4; 6.6
Offsite radiological impacts (collective effects)	6.1; 6.2.2.1; 6.2.3; 6.2.4
Offsite radiological impacts (spent fuel and HLW disposal)	6.1; 6.2.2.1; 6.2.3; 6.2.4
Nonradiological impacts of the uranium fuel cycle	6.1; 6.2.2.6; 6.2.2.7; 6.2.2.8; 6.2.2.9; 6.2.3; 6.2.4; 6.6
Low-level waste storage and disposal	6.1; 6.2.2.2; 6.4.2; 6.4.3; 6.4.3.1; 6.4.3.2; 6.4.3.3; 6.4.4; 6.4.4.1; 6.4.4.2; 6.4.4.3; 6.4.4.4; 6.4.4.5; 6.4.4.5.1; 6.4.4.5.2; 6.4.4.5.3; 6.4.4.5.4; 6.4.4.6
Mixed waste storage and disposal	6.4.5.1; 6.4.5.2; 6.4.5.3; 6.4.5.4; 6.4.5.5; 6.4.5.6; 6.4.5.6.1; 6.4.5.6.2; 6.4.5.6.3; 6.4.5.6.4
On-site spent fuel	6.1; 6.4.6; 6.4.6.1; 6.4.6.2; 6.4.6.3; 6.4.6.4; 6.4.6.5; 6.4.6.6; 6.4.6.7; 6.6
Nonradiological waste	6.1; 6.5; 6.5.1; 6.5.2; 6.5.3; 6.6
Transportation	6.1; 6.3.1; 6.3.2.3; 6.3.3; 6.3.4; 6.6

Fuel Cycle

and tailing piles, consists of tiny doses summed over large populations. This same dose calculation can theoretically be extended to include many tiny doses over additional thousands of years as well as doses outside the U.S. The result of such a calculation would be thousands of cancer fatalities from the fuel cycle, but this result assumes that even tiny doses have some statistical adverse health effect which will not ever be mitigated (for example no cancer cure in the next thousand years), and that these doses projected over thousands of years are meaningful. However, these assumptions are questionable. In particular, science cannot rule out the possibility that there will be no cancer fatalities from these tiny doses. For perspective, the doses are very small fractions of regulatory limits and even smaller fractions of natural background exposure to the same populations.

Nevertheless, despite all the uncertainty, some judgement as to the regulatory NEPA implications of these matters should be made and it makes no sense to repeat the same judgement in every case. Even taking the uncertainties into account, the Commission concludes that these impacts are acceptable in that these impacts would not be sufficiently large to require the NEPA conclusion, for any plant, that the option of extended operation under 10 CFR Part 54 should be eliminated. Accordingly, while the Commission has not assigned a single level of significance for the collective effects of the fuel cycle, this issue is considered Category 1.

The staff has not identified any significant new information during its independent review of the Entergy ER (Entergy 2000), the staff's site visit, the scoping process, or its evaluation of other available information. Therefore, the staff concludes that there are no collective impacts of the uranium fuel cycle during the renewal term beyond those discussed in the GEIS.

- Offsite radiological impacts (spent fuel and HLW disposal): Based on information in the GEIS, the Commission found:

For the high level waste and spent fuel disposal component of the fuel cycle, there are no current regulatory limits for offsite releases of radionuclides for the current candidate repository site. However, if we assume that limits are developed along the lines of the 1995 National Academy of Sciences (NAS) report, "Technical Bases for Yucca Mountain Standards," and that in accordance with the Commission's Waste Confidence Decision, 10 CFR 51.23, a repository can and likely will be developed at some site which will comply with such limits, peak doses to virtually all individuals will be 100 millirem [1 mSv] per year or less. However, while the Commission has reasonable confidence that these assumptions will prove correct, there is considerable uncertainty since the limits are yet to be developed, no repository application has been completed or reviewed, and

1 uncertainty is inherent in the models used to evaluate possible pathways to the human
2 environment. The NAS report indicated that 100 millirem [1 mSv] per year should be
3 considered as a starting point for limits for individual doses, but notes that some
4 measure of consensus exists among national and international bodies that the limits
5 should be a fraction of the 100 millirem [1 mSv] per year. The lifetime individual risk
6 from 100 millirem [1 mSv] annual dose limit is about 3×10^{-3} .

7
8 Estimating cumulative doses to populations over thousands of years is more problem-
9 atic. The likelihood and consequences of events that could seriously compromise the
10 integrity of a deep geologic repository were evaluated by Department of Energy in the
11 "Final Environmental Impact Statement: Management of Commercially Generated
12 Radioactive Waste," October 1980 [DOE 1980]. The evaluation estimated the 70-year
13 whole-body dose commitment to the maximum individual and to the regional population
14 resulting from several modes of breaching a reference repository in the year of closure,
15 after 1,000 years, after 100,000 years, and after 100,000,000 years. Subsequently, the
16 NRC and other federal agencies have expended considerable effort to develop models
17 for the design and for the licensing of a high level waste repository, especially for the
18 candidate repository at Yucca Mountain. More meaningful estimates of doses to
19 population may be possible in the future as more is understood about the performance
20 of the proposed Yucca Mountain repository. Such estimates would involve very great
21 uncertainty, especially with respect to cumulative population doses over thousands of
22 years. The standard proposed by NAS is a limit on maximum individual dose. The
23 relationship of the potential new regulatory requirements, based on NAS report, and
24 cumulative population impacts has not been determined, although the report articulates
25 the view that protection of individuals will adequately protect the population for a
26 repository at Yucca Mountain. However, EPA's generic repository standards in 40 CFR
27 part 191 generally provide an indication of the order of magnitude of cumulative risk to
28 population that could result from the licensing of a Yucca Mountain repository, assuming
29 the ultimate standards will be within the range of standards now under consideration.
30 The standards in 40 CFR part 191 protect the population by imposing "containment
31 requirements" that limit the cumulative amount of radioactive material released over
32 10,000 years. Reporting performance standards that will be required by EPA are
33 expected to result in releases and associated health consequences in the range
34 between 10 and 100 premature cancer deaths with an upper limit of 1,000 premature
35 cancer deaths worldwide for a 100,000 metric tonne (MTHM) repository.

36
37 Nevertheless, despite all the uncertainty, some judgement as to the regulatory NEPA
38 implications of these matters should be made and it makes no sense to repeat the same
39 judgement in every case. Even taking the uncertainties into account, the Commission
40 concludes that these impacts are acceptable in that these impacts would not be

Fuel Cycle

sufficiently large to require the NEPA conclusion, for any plant, that the option of extended operation under 10 CFR part 54 should be eliminated. Accordingly, while the Commission has not assigned a single level of significance for the impacts of spent fuel and high level waste disposal, this issue is considered Category 1.

The staff has not identified any significant new information during its independent review of the Entergy ER (Entergy 2000), the staff's site visit, the scoping process, or its evaluation of other available information. Therefore, the staff concludes that there are no collective impacts of the uranium fuel cycle during the renewal term beyond those discussed in the GEIS.

- Nonradiological impacts of the uranium fuel cycle: Based on information in the GEIS, the Commission found: "The nonradiological impacts of the uranium fuel cycle resulting from the renewal of an operating license for any plant are found to be small." The staff has not identified any significant new information during its independent review of the Entergy ER (Entergy 2000), the staff's site visit, the scoping process, or its evaluation of other available information. Therefore, the staff concludes that there are no nonradiological impacts of the uranium fuel cycle during the renewal term beyond those discussed in the GEIS.
- Low-level waste storage and disposal: Based on information in the GEIS, the Commission found:

The comprehensive regulatory controls that are in place and the low public doses being achieved at reactors ensure that the radiological impacts to the environment will remain small during the term of a renewed license. The maximum additional on-site land that may be required for low-level waste storage during the term of a renewed license and associated impacts will be small. Nonradiological impacts on air and water will be negligible. The radiological and nonradiological environmental impacts of long-term disposal of low-level waste from any individual plant at licensed sites are small. In addition, the Commission concludes that there is reasonable assurance that sufficient low-level waste disposal capacity will be made available when needed for facilities to be decommissioned consistent with NRC decommissioning requirements.

The staff has not identified any significant new information during its independent review of the Entergy ER (Entergy 2000), the staff's site visit, the scoping process, or its evaluation of other available information. Therefore, the staff concludes that there are no impacts of low-level waste storage and disposal associated with the renewal term beyond those discussed in the GEIS.

- 1 • Mixed waste storage and disposal: Based on information in the GEIS, the Commission
2 found:

3
4 The comprehensive regulatory controls and the facilities and procedures that are in
5 place ensure proper handling and storage, as well as negligible doses and exposure to
6 toxic materials for the public and the environment at all plants. License renewal will not
7 increase the small, continuing risk to human health and the environment posed by mixed
8 waste at all plants. The radiological and nonradiological environmental impacts of
9 long-term disposal of mixed waste from any individual plant at licensed sites are small.
10 In addition, the Commission concludes that there is reasonable assurance that sufficient
11 mixed waste disposal capacity will be made available when needed for facilities to be
12 decommissioned consistent with NRC decommissioning requirements.
13

14 The staff has not identified any significant new information during its independent review of
15 the Entergy ER (Entergy 2000), the staff's site visit, the scoping process, or its evaluation of
16 other available information. Therefore, the staff concludes that there are no impacts of
17 mixed waste storage and disposal associated with the renewal term beyond those
18 discussed in the GEIS.
19

- 20 • Onsite spent fuel: Based on information in the GEIS, the Commission found: "The
21 expected increase in the volume of spent fuel from an additional 20 years of operation can
22 be safely accommodated on site with small environmental effects through dry or pool
23 storage at all plants if a permanent repository or monitored retrievable storage is not
24 available." The staff has not identified any significant new information during its
25 independent review of the Entergy ER (Entergy 2000), the staff's site visit, the scoping
26 process, or its evaluation of other available information. Therefore, the staff concludes that
27 there are no impacts of onsite spent fuel associated with license renewal beyond those
28 discussed in the GEIS.
29

- 30 • Nonradiological waste: Based on information in the GEIS, the Commission found: "No
31 changes to generating systems are anticipated for license renewal. Facilities and proce-
32 dures are in place to ensure continued proper handling and disposal at all plants." The staff
33 has not identified any significant new information during its independent review of the
34 Entergy ER (Entergy 2000), the staff's site visit, the scoping process, or its evaluation of
35 other available information. Therefore, the staff concludes that there are no nonradiological
36 waste impacts during the renewal term beyond those discussed in the GEIS.

- Transportation: Based on information contained in the GEIS, the Commission found:

The impacts of transporting spent fuel enriched up to 5 percent uranium-235 with average burnup for the peak rod to current levels approved by NRC up to 62,000 MWd/MTU and the cumulative impacts of transporting high-level waste to a single repository, such as Yucca Mountain, Nevada are found to be consistent with the impact values contained in 10 CFR 51.52(c), Summary Table S-4—Environmental Impact of Transportation of Fuel and Waste to and from One Light-Water-Cooled Nuclear Power Reactor. If fuel enrichment or burnup conditions are not met, the applicant must submit an assessment of the implications for the environmental impact values reported in §51.52.

ANO-1 meets the fuel enrichment and burnup conditions set forth in the Addendum 1 to the GEIS. The staff has not identified any significant new information during its independent review of the Entergy ER (Entergy 2000), the staff's site visit, the scoping process, or its evaluation of other available information. Therefore, the staff concludes that there are no impacts of transportation associated with license renewal beyond those discussed in the GEIS.

6.2 References

10 CFR 51.23, "Temporary storage of spent fuel after cessation of reactor operation—generic determination of no significant environmental impact."

10 CFR 51.51(b), Table S-3, "Table of uranium fuel cycle environmental data."

10 CFR 51.52(c), Table S-4, "Environmental impact of transportation of fuel and waste to and from one light-water cooled nuclear power reactor."

10 CFR Part 51, Subpart A, Appendix B, Table B-1, "Summary of Findings on NEPA Issues for License Renewal of Nuclear Power Plants."

10 CFR Part 54, "Requirements for renewal of operating licenses for nuclear power plants."

40 CFR Part 191, "Environmental radiation protection standards for management and disposal of spent nuclear fuel, high-level and transuranic radioactive waste."

Entergy Operations, Inc. 2000. Letter from C. Randy Hutchinson, Vice President, Operations, ANO, to U.S. Nuclear Regulatory Commission. Subject: License Renewal Application -

1 Arkansas Nuclear One, Unit 1. Dated January 31, 2000. (Contains the Entergy Environmental
2 Report [ER]).

3
4 National Academy of Sciences (NAS). 1995. *Technical Bases for Yucca Mountain Standards*.
5 Washington, D.C.

6
7 National Environmental Policy Act of 1969, as amended, 42 USC 4321 et seq.

8
9 U.S. Department of Energy (DOE). 1980. *Final Environmental Impact Statement:*
10 *Management of Commercially Generated Radioactive Waste*. DOE/EIS 0046-F, Vols. 1-3,
11 Washington, D.C.

12
13 U.S. Nuclear Regulatory Commission (NRC). 1996. *Generic Environmental Impact Statement*
14 *for License Renewal of Nuclear Plants* (GEIS). NUREG-1437, Washington, D.C.

15
16 U.S. Nuclear Regulatory Commission (NRC). 1999. *Generic Environmental Impact Statement*
17 *to License Renewal of Nuclear Plants, Main Report, Section 6.3 - Transportation, Table 9.1,*
18 *Summary of findings on NEPA issues for license renewal of nuclear power plants.*
19 NUREG-1437, Vol. 1, Addendum 1, Washington, D.C.

7.0 Environmental Impacts of Decommissioning

Environmental issues associated with decommissioning resulting from continued plant operation during the renewal term were discussed in the *Generic Environmental Impact Statement for License Renewal of Nuclear Power Plants* (GEIS), NUREG-1437 (NRC 1996; 1999).^(a) The GEIS included a determination of whether the analysis of the environmental issue could be applied to all plants and whether additional mitigation measures would be warranted. Issues were then assigned a Category 1 or a Category 2 designation. As set forth in the GEIS, Category 1 issues are those that meet all of the following criteria:

- (1) The environmental impacts associated with the issue have been determined to apply either to all plants or, for some issues, to plants having a specific type of cooling system or other specified plant or site characteristics.
- (2) A single significance level (i.e., SMALL, MODERATE, or LARGE) has been assigned to the impacts (except for collective offsite radiological impacts from the fuel cycle and from high-level waste and spent fuel disposal).
- (3) Mitigation of adverse impacts associated with the issue has been considered in the analysis, and it has been determined that additional plant-specific mitigation measures are not likely to be sufficiently beneficial to warrant implementation.

For issues that meet the three Category 1 criteria, no additional plant-specific analysis is required unless new and significant information is identified.

Category 2 issues are those that do not meet one or more of the criteria of Category 1, and therefore, additional plant-specific review for these issues is required. There are no Category 2 issues related to decommissioning at Arkansas Nuclear One, Unit 1 (ANO-1).

Category 1 issues in 10 CFR Part 51, Subpart A, Appendix B, Table B-1, that are applicable to ANO-1 decommissioning following the renewal term are listed in Table 7-1. Entergy Operations, Inc. (Entergy) stated in its Environmental Report (ER) (Entergy 2000) that it is not aware of any new and significant information associated with the renewal of the ANO-1 operating license. No significant new information has been identified by the staff during its review. Therefore, the staff concludes that there are no impacts related to these issues beyond those discussed in the GEIS. For all of those issues, the staff concluded in the GEIS that the

(a) The GEIS was originally issued in 1996. Addendum 1 to the GEIS was issued in 1999. Hereafter, all references to the "GEIS" include the GEIS and its Addendum 1.

Decommissioning

Table 7-1. Category 1 Issues Applicable to the Decommissioning of ANO-1 Following the Renewal Term

ISSUES—10 CFR Part 51, Subpart A, Appendix B, Table B-1		GEIS Sections
DECOMMISSIONING		
Radiation Doses		7.3.1; 7.4
Waste Management		7.3.2; 7.4
Air Quality		7.3.3; 7.4
Water Quality		7.3.4; 7.4
Ecological Resources		7.3.5; 7.4
Socioeconomic Impacts		7.3.7; 7.4

impacts are SMALL, and plant-specific mitigation measures are not likely to be sufficiently beneficial to be warranted.

A brief description of the staff's review and the GEIS conclusions, as codified in 10 CFR Part 51, Subpart A, Appendix B, Table B-1, for each of the issues follows:

- **Radiation doses:** Based on information in the GEIS, the Commission found: "Doses to the public will be well below applicable regulatory standards regardless of which decommissioning method is used. Occupational doses would increase no more than 1 man-rem [0.01 person-Sv] caused by buildup of long-lived radionuclides during the license renewal term." The staff has not identified any significant new information during its independent review of the Entergy ER (Entergy 2000), the staff's site visit, the scoping process, or its evaluation of other available information. Therefore, the staff concludes that there are no radiation doses associated with decommissioning following license renewal beyond those discussed in the GEIS.
- **Waste management:** Based on information in the GEIS, the Commission found: "Decommissioning at the end of a 20-year license renewal period would generate no more solid wastes than at the end of the current license term. No increase in the quantities of Class C or greater than Class C wastes would be expected." The staff has not identified any significant new information during its independent review of the Entergy ER (Entergy 2000), the staff's site visit, the scoping process, or its evaluation of other available information.

1 Therefore, the staff concludes that there are no impacts of solid waste associated with
2 decommissioning following the license renewal term beyond those discussed in the GEIS.

- 3
- 4 • Air quality: Based on information in the GEIS, the Commission found: "Air quality impacts
5 of decommissioning are expected to be negligible either at the end of the current operating
6 term or at the end of the license renewal term." The staff has not identified any significant
7 new information during its independent review of the Entergy ER (Entergy 2000), the staff's
8 site visit, the scoping process, or its evaluation of other available information. Therefore,
9 the staff concludes that there are no impacts of license renewal on air quality during
10 decommissioning beyond those discussed in the GEIS.
- 11
- 12 • Water quality: Based on information in the GEIS, the Commission found: "The potential for
13 significant water quality impacts from erosion or spills is no greater whether decommis-
14 sioning occurs after a 20-year license renewal period or after the original 40-year operation
15 period, and measures are readily available to avoid such impacts." The staff has not
16 identified any significant new information during its independent review of the Entergy ER
17 (Entergy 2000), the staff's site visit, the scoping process, or its evaluation of other available
18 information. Therefore, the staff concludes that there are no impacts of the license renewal
19 term on water quality during decommissioning beyond those discussed in the GEIS.
- 20
- 21 • Ecological resources: Based on information in the GEIS, the Commission found: "Decom-
22 missioning after either the initial operating period or after a 20-year license renewal period is
23 not expected to have any direct ecological impacts." The staff has not identified any
24 significant new information during its independent review of the Entergy ER (Entergy 2000),
25 the staff's site visit, the scoping process, or its evaluation of other available information.
26 Therefore, the staff concludes that there are no impacts of the license renewal term on
27 ecological resources during decommissioning beyond those discussed in the GEIS.
- 28
- 29 • Socioeconomic Impacts: Based on information in the GEIS, the Commission found:
30 "Decommissioning would have some short-term socioeconomic impacts. The impacts
31 would not be increased by delaying decommissioning until the end of a 20-year relicense
32 period, but they might be decreased by population and economic growth." The staff has not
33 identified any significant new information during its independent review of the Entergy ER
34 (Entergy 2000), the staff's site visit, the scoping process, or its evaluation of other available
35 information. Therefore, the staff concludes that there are no impacts of license renewal on
36 the socioeconomic impacts of decommissioning beyond those discussed in the GEIS.

7.1 References

10 CFR Part 51, Subpart A, Appendix B, Table B-1, "Summary of Findings on NEPA Issues for License Renewal of Nuclear Power Plants."

Entergy Operations, Inc. 2000. Letter from C. Randy Hutchinson, Vice President, Operations, ANO, to U.S. Nuclear Regulatory Commission. Subject: License Renewal Application - Arkansas Nuclear One, Unit 1. Dated January 31, 2000. (Contains the Entergy Environmental Report [ER]).

U.S. Nuclear Regulatory Commission (NRC). 1996. *Generic Environmental Impact Statement for License Renewal of Nuclear Plant* (GEIS). NUREG-1437, Washington, D.C.

U.S. Nuclear Regulatory Commission (NRC). 1999. *Generic Environmental Impact Statement for License Renewal of Nuclear Plants, Main Report, Section 6.3 - Transportation, Table 9.1, Summary of findings on NEPA issues for license renewal of nuclear power plants.* NUREG-1437, Vol. 1, Addendum 1, Washington, D.C.

8.0 Environmental Impacts of Alternatives to License Renewal

This chapter examines the potential environmental impacts associated with denying a renewed operating license (i.e., the no-action alternative) for Arkansas Nuclear One, Unit 1 (ANO-1); the potential environmental impacts from electric generating sources other than renewal of the ANO-1 operating license; the potential impacts from instituting additional conservation measures to reduce the total demand for power; and the potential impacts from power imports. The impacts are evaluated using a three-level standard of significance—SMALL, MODERATE, or LARGE—based on Council on Environmental Quality guidelines. These significance levels are as follows:

SMALL: Environmental effects are not detectable or are so minor that they will neither destabilize nor noticeably alter any important attribute of the resource.

MODERATE: Environmental effects are sufficient to alter noticeably, but not to destabilize, important attributes of the resource.

LARGE: Environmental effects are clearly noticeable and are sufficient to destabilize important attributes of the resource.

8.1 No-Action Alternative

For license renewal, the no-action alternative refers to a scenario in which the U.S. Nuclear Regulatory Commission (NRC) would not renew the ANO-1 operating license, and the applicant would then decommission ANO-1 when plant operations cease. For the purposes of this review, staff assumes that ANO-2 continues to operate. Replacement of ANO-1 electricity-generation capacity would be met either by demand-side management and energy conservation (perhaps supplied by an energy service company), imported power, some generating alternative other than ANO-1, or some combination of these. However, due to the influence of the ongoing deregulation of the retail market, Entergy might not be the ultimate power supplier.

Entergy will be required to comply with NRC decommissioning requirements whether or not the operating license is renewed. If the ANO-1 operating license is renewed, decommissioning activities may be postponed for up to an additional 20 years. If the license is not renewed, then Entergy would begin decommissioning activities when plant operations cease, beginning in 2014 or perhaps sooner. The impacts of decommissioning would occur concurrently with the impacts of supplying replacement power. The *Generic Environmental Impact Statement for*

Alternatives

1 *License Renewal of Nuclear Plants* (GEIS), NUREG-1437 (NRC 1996) and the *Final Generic*
2 *Environmental Impact Statement on Decommissioning of Nuclear Facilities*, NUREG-0586
3 (NRC 1988), provide a description of decommissioning activities.

4
5 The environmental impacts associated with decommissioning under the no-action alternative
6 would be bounded by the discussion of impacts in Chapter 7 of the GEIS (NRC 1996),
7 Chapter 7 of this draft *Supplemental Environmental Impact Statement* (SEIS), and
8 NUREG-0586 (NRC 1988). The impacts of decommissioning after 60 years of operation
9 generally would not be significantly different from those occurring after 40 years of operation.

- 10
11 • Socioeconomic: When ANO-1 ceases operation, employment and tax revenues will
12 decrease. This impact would be concentrated in Pope County. Most secondary employ-
13 ment impacts and impacts on population would also be expected in Pope County and to a
14 lesser degree in Johnson and Yell counties. Table 2-5 shows the current geographic
15 distribution of the residences of all permanent ANO employees by county. Most of the tax
16 revenue losses would occur in Pope County. The no-action alternative results in the loss of
17 these taxes and payrolls 20 years earlier than if the license is renewed (Table 8-1). Entergy
18 pays taxes on ANO of about \$8 million per year to Pope County, as stated in Section 2.2.8.
19 This tax base would be reduced in the no-action alternative. It is expected that energy costs
20 in the area would also be higher in a regulated utility environment. It appears from the
21 staff's interviews with local real estate agents and appraisers that there would be a signifi-
22 cant negative impact on housing values as a result of closing ANO-1.
- 23
24 • Historic and Archaeological Resources: The potential for future adverse impacts to known
25 or unrecorded cultural resources at the ANO site following decommissioning will depend on
26 the future land use of the site. Eventual sale or transfer of the land within the plant site
27 could result in adverse impacts to these resources should the land-use pattern change
28 dramatically; however, land sales are unlikely while ANO-2 is still operating.

29
30 **Table 8-1. Summary of Environmental Impacts from No-Action Alternative**

31

Impact Category	Impact	Comment
Socioeconomic	MODERATE to LARGE	Decrease in employment and tax revenues
Historic and Archaeological Resources	SMALL to MODERATE	Sale or transfer of land within plant site limited by continued operation of ANO-2
Environmental Justice	SMALL to MODERATE	Loss of employment opportunities and social programs

38
39
40

- Environmental Justice for No-Action: Current operations at ANO-1 do not have disproportionate impacts on low-income and minority populations of the surrounding counties, and no environmental pathways have been identified that would cause disproportionate impacts. Since closure would result in a decrease in employment and tax revenues in Pope County, it is possible that the County's ability to maintain social services could be reduced at the same time as diminished economic conditions reduce employment prospects for the minority or low-income populations. There is some possibility of negative and disproportionate impacts on minority or low-income populations from this source under the no-action alternative.

8.2 Alternative Energy Sources

Nuclear power plants are commonly used for base-load generation; the GEIS states that coal-fired and gas-fired generation capacity are the feasible alternatives to nuclear power generating capacity, based on current (and expected) technological and cost factors. The alternatives of coal-fired generation and gas-fired generation are presented (Sections 8.2.1 and 8.2.2, respectively) as if such plants were constructed at the ANO site, using the existing water intake and discharge structures, switchyard, and transmission lines, or at an alternate location that could be either a current industrial site or an undisturbed, pristine site requiring a new generating building and facilities, new switchyard, and at least some new transmission lines. For purposes of this draft SEIS, a "greenfield" site is assumed to be an undisturbed, pristine site.

Depending on the location of an alternative site, it might also be necessary to connect to the nearest gas pipeline (in the case of natural gas) or rail line (in the case of coal). The requirement for these additional facilities also likely would increase the environmental impacts relative to those that would be experienced at the ANO site, although this is less certain.

The cooling water needs of a fossil-fired plant of equal capacity to ANO-1 would require the use of either a once-through cooling system located on a large body of water such as Lake Dardanelle or a closed-cycle system using cooling towers. It was concluded that a coal-fired plant would not be a reasonable onsite replacement alternative because there is not enough land at the ANO site to both build a coal-fired unit and have space for a coal yard. The impacts of this alternative, however, are assessed in Section 8.2.1.

The potential for using imported power is discussed in Section 8.2.3. Imported power is considered feasible, but would result in the transfer of environmental impacts from the current region in Arkansas to some other location in Arkansas, another state, or Canadian province. Several other technologies were considered, but were determined not to be reasonable replacements for a nuclear power plant. These options included wind, solar, hydropower, geothermal, wood energy, municipal solid waste, energy crops, oil, advanced nuclear power,

Alternatives

1 fuel cells, delayed retirement of other generating units, and utility-sponsored conservation, as
2 discussed in Section 8.2.4.

3
4 Some of the alternatives discussed in Section 8.2.4 are technically feasible, but could not
5 provide enough power on their own to replace the power from ANO-1. The final subsection
6 considers the environmental consequences of a mix of alternatives. These impacts are the
7 same or larger than the environmental consequences of license renewal.

8 9 **8.2.1 Coal-Fired Generation**

10
11 It was assumed that it would take about 1000 MW(e) of coal-fired generation capacity to
12 replace the approximately 836 MW(e) generated by ANO-1. A comparison using a larger-sized
13 coal-fired facility is appropriate considering the additional electrical usage necessary for
14 pollution control and transporting coal or ash. The typical capacity (in MW[e]) and configuration
15 used by the electrical power industry in the application of coal-fired generation technology vary.
16 The staff used information about the Delmarva Power and Light Company's Dorchester Power
17 Plant and the South Carolina Electric and Gas Company's Cope Power Plant, and adjusted the
18 estimates appropriately to develop a representative alternative coal-fired plant (BGE 1998).

19 20 **8.2.1.1 Once-Through Cooling System**

21
22 This section discusses the environmental impacts of converting part of the current ANO site to
23 a coal-fired generation facility with a once-through cooling system, and building a similar facility
24 on a greenfield site. For the purposes of this comparison, it is assumed that the coal-fired
25 alternative generation plant would use the existing intake and discharge structure of ANO-1 and
26 use a once-through cooling system, similar to the system currently used by ANO-1, rather than
27 a closed-loop cooling tower as is used by ANO-2. The minor environmental differences
28 between the closed-cycle cooling and once-through cooling systems are discussed in
29 Section 8.2.1.2.

30
31 Land use in the discussion that follows was based on impacts summarized in the GEIS,
32 Section 8.3.9. The impacts are summarized below in Table 8-2. Construction of the coal-fired
33 plant would take approximately 5 years. The estimated peak workforce during the construction
34 is estimated to be 1200 to 2500 for the construction of a 1000-MW(e) plant (NRC 1996).
35 Additional water would be needed for controlling wet-scrubber sulfur dioxide (SO₂) emissions
36 and for boiler makeup during operation.

• **Land Use**

Based on GEIS estimates for a 1000-MW(e) coal plant, approximately 700 ha (1700 acres) would be needed, which would amount to a considerable loss of natural habitat and/or agricultural land for the plant site alone, excluding that required for mining and other fuel-cycle impacts. Ecological impacts could be large, and important cultural sites could be encountered, particularly near rivers. With this much land being cleared, some erosion and sedimentation would be expected. Considerable fugitive dust emissions would affect air quality temporarily, and the quantity of construction debris also would be substantial. The solid wastes generated by a conventional coal-fired plant would be fly ash, bottom ash, selective catalytic reduction (SCR) catalyst (used for control of oxides of nitrogen [NO_x]), and SO₂ scrubber sludge/waste. A coal facility of this size would generate significant amounts of ash on an annual basis. The SCR would generate spent catalyst material that would have high concentrations of metals that are removed from the fly ash. A new coal-fired facility would also result in the generation of significant amounts of scrubber sludge on an annual basis. Facilities would be constructed to control and treat leachate from ash and from scrubber waste-disposal areas and runoff from coal-storage areas. These facilities are included in the land-use estimates.

The existing switchyard and transmission system would be used. Staff assumed that approximately 700 ha (1700 acres) would be required, based on the GEIS example of a 1000-MW(e) coal-fired plant. It is assumed that coal-fired generation structures and facilities, including coal storage and waste disposal, would be located in one or more of the unused areas of the ANO site and on adjacent land that would have to be purchased by Entergy.

The ANO-1 plant is located on 471 ha (1164 acres) of Entergy-owned land. A total of 181 ha (449 acres) of the ANO site is disrupted by industrial activities, and the remaining land is made up of wooded areas, wetlands, shrubs, and open water. A coal-fired plant generating 1000 MW(e) would have a total land requirement of approximately 700 ha (1700) acres. Thus, in addition to disrupting an additional 279 ha (715 acres) of land on the current ANO site, an additional 217 ha (536 acres) of land, at a minimum, would need to be acquired adjacent to the ANO site to add a coal-fired plant to the site. Acquiring the land surrounding the ANO site may not be feasible. In addition, it is not clear what difficulties would be posed by operating both a coal-fired plant and the remaining nuclear unit (ANO-2) on the same site. The impact of a coal-fired generation alternative on land use is best characterized as MODERATE; its impact would be greater than the proposed action.

Alternatives

**Table 8-2. Summary of Environmental Impacts from Coal-Fired Generation—
Once-Through Cooling**

ANO Site			Alternative Greenfield Site	
Impact Category	Impact	Comments	Impact	Comments
Land Use	MODERATE	Approximately 700 ha (1700 acres), (including an additional 217 ha [536 acres] adjacent to existing site)	MODERATE to LARGE	200 ha (500 acres) to 800 ha (2000 acres), including transmission lines
Ecology	MODERATE	Uses undeveloped areas in current ANO site, other nearby land, and rail corridor	MODERATE to LARGE	Impact will depend on ecology of site
Water Use and Quality				
- Surface Water	SMALL	Uses existing intake and discharge structures	SMALL to MODERATE	Impact will depend on volume and other characteristics of receiving water
- Groundwater	SMALL	Little groundwater is currently used by ANO-1. This practice likely would continue	SMALL to LARGE	Impact will depend on site characteristics and availability of groundwater
Air Quality	MODERATE	SO _x - 1820 MT*/yr - allowances required NO _x - 850 MT/yr - allowances required Particulate - 120 MT/yr (filterable) - 30 MT/yr (unfilterable) Carbon monoxide - 580 MT/yr Trace amounts of mercury, arsenic, chromium, beryllium and selenium	MODERATE	Same impacts as ANO site, although pollution control standards may vary
Waste	MODERATE	Total waste volume would be estimated around 800,000 MT/yr of ash and scrubber sludge	MODERATE	Same impacts as ANO site; waste disposal constraints may vary
Human Health	SMALL	Impacts considered minor	SMALL	Same impact as ANO site
Socioeconomics	MODERATE	1200 to 2500 additional workers during peak period of the 5-year construction period, followed by reduction from current ANO workforce of 573 to less than 200	MODERATE TO LARGE	Construction impacts would be relocated. Community near ANO would still experience reduction from 573 persons to 0 persons
Aesthetics	MODERATE to LARGE	Visual impact of large industrial facility and stacks would be significant	MODERATE to LARGE	Alternate locations could reduce aesthetic impact if siting is in an industrial area
Historic and Archaeological Resources	SMALL	Affects previously developed parts of current ANO site, nearby land, and 13 to 16 km (8 to 10 mi) rail corridor	SMALL	Alternate location would necessitate cultural resource studies

Table 8-2. (contd.)

		ANO Site	Alternative Greenfield Site	
Impact Category	Impact	Comments	Impact	Comments
Environmental Justice	MODERATE	Impacts on low income and minority communities should be similar to those experienced by the population as a whole. Some impacts on housing are likely.	SMALL to LARGE	Impacts will vary depending on population distribution and make up
*Metric tons				

In contrast, land use for a coal-fired generation alternative using once-through cooling at an alternative greenfield site would require 700 ha (1700 acres) for offices, roads, generating facilities and cooling structures, coal storage ash basin, and fly ash disposal, as discussed previously. Additional land might be needed for transmission lines, depending on the location of the site relative to the nearest inter-tie connection. Depending on the transmission line routing, these alternatives could result in MODERATE or LARGE land-use impacts consistent with the GEIS characterization of land use at a greenfield site.

• Ecology

Locating an alternate energy source at the existing ANO site would noticeably alter ecological resources because of using additional undeveloped areas and modifying the existing intake and discharge system. The impact to the Lake Dardanelle ecology would be expected to remain unchanged because the amount of heat transfer resulting from coal production would be similar to the amount of heat transfer produced by ANO-1. The ecological impacts of a coal-fired generation alternative at the ANO site would be MODERATE; its impact would be greater than the proposed action.

Constructing a coal-fired plant at a greenfield site, particularly one sited in a rural area with considerable natural habitat, would certainly alter the ecology and could impact any endangered or threatened species present at the site. These ecological impacts could be MODERATE to LARGE, consistent with the GEIS characterization of ecological impacts at a greenfield site.

• Water Use and Quality

Surface Water: The coal-fired generation alternative is assumed to use the existing ANO-1 intake and discharge structures as part of a once-through cooling system. This alternative would minimize environmental impacts because less construction would be required to adapt the system to the coal-fired alternative. It is assumed that runoff from coal piles and other

Alternatives

1 water-related emissions would be successfully controlled. It is also assumed that the coal-
2 fired alternative cooling water volume and discharge temperature would be approximately the
3 same as for the current nuclear plant. This would comply with the existing ANO National
4 Pollutant Discharge Elimination System (NPDES) permit. The GEIS analysis determined that
5 surface-water quality, hydrology, and use impacts for license renewal would be SMALL.
6 Because the coal-fired generation alternative is assumed to have the same discharge
7 characteristics as ANO-1, surface-water impacts are expected to remain SMALL; the impacts
8 would be so minor that they would not noticeably alter any important attribute of the resource.
9

10 For alternative greenfield sites, the impact to the surface water would depend on the volume
11 associated with the cooling system and characteristics of the receiving body of water. The
12 impacts would be SMALL or MODERATE.
13

14 Groundwater: No change would be expected in the amount of groundwater used, since
15 groundwater wells only are used to supply water for drinking and restroom facilities, as well as
16 to supply irrigation water for site landscaping during the summer months. However, the
17 leachate from ash and scrubber waste disposal areas and runoff from coal storage areas
18 would have to be controlled to avoid groundwater and surface-water contamination. For this
19 reason, the appropriate characterization of coal-fired generation groundwater impacts would
20 be SMALL; the impacts would be so minor that they would not noticeably alter any important
21 attribute of the resource.
22

23 For alternative greenfield sites, the impact to the groundwater would depend on the site
24 characteristics, including the amount of groundwater available. The impacts would range
25 between SMALL and LARGE.
26

27 • Air Quality

28
29 Air quality impacts of coal-fired generation are very different from those of nuclear power due
30 to emissions of oxides of sulfur (SO_x), NO_x, particulates, and carbon monoxide (CO). The
31 proximity of the ANO site to the Ozark National Forest and Mount Nebo State Park would be
32 of concern for a major coal-fired plant.
33

34 The staff assumed that the coal-fired unit could be tangentially fired with dry-bottom boilers.
35 The firing configuration was chosen because it would have moderate uncontrolled emissions
36 of NO_x compared with other applications. The NO_x emissions controls would include low-NO_x
37 burners, overfire air, and post-combustion SCR. The combination of low-NO_x burners and
38 overfire air would achieve an NO_x reduction of 40 to 60 percent from uncontrolled levels. The
39 combustion controls, along with SCR, can achieve the current upper limit of NO_x control
40 (95-percent reduction). Based on an operating capacity factor of 83.9 percent, the resulting

1 annual NO_x emissions would be approximately 850 metric tons (MT). Filters and electrostatic
2 precipitators (99.9-percent particulate removal efficiency), a wet lime/limestone flue gas de-
3 sulfurization system (95-percent scrubber removal efficiency), and an operating factor of
4 83.9 percent would result in annual emissions per unit of 120 MT of filterable particulates,
5 30 MT of particulate matter having a diameter of 10 microns or less (PM₁₀), and 1820 MT of
6 SO_x. CO emissions would be approximately 580 MT per year per unit (EPA 1993; Delmarva
7 Power and Light Co. 1992, adjusted for the smaller scale of the ANO-1 replacement).

8
9 The air quality impacts would be considered MODERATE for coal-fired generation. The
10 impacts would be clearly noticeable, but would not destabilize air quality.

11
12 Sulfur oxides emissions: Using current SO_x emissions-control technology, the total annual
13 stack emissions would include approximately 1820 MT of SO_x, most of which would be SO₂.
14 Additional reductions could become necessary. The acid rain provision of the Clean Air Act of
15 1970 (Sections 403 and 404) capped the nation's SO₂ emissions from power plants. Under
16 the Act, affected fossil-fired steam units are allocated a number of SO₂ emission allowances.
17 To achieve compliance, each utility must hold enough allowances to cover its SO₂ emissions
18 annually or be subject to certain penalties. If the utility's SO₂ emissions are less than its
19 annually allocated emission allowances, then the utility may bank the surplus allowances for
20 use in future years. An SO₂ allowances market has been established for the buying and
21 selling of allowances. Entergy would have to purchase additional allowances to operate a
22 coal-fired alternative. Because of allowances, any major new combustion facility in Arkansas
23 would not add SO₂ impacts on a regional basis, though it might do so locally.

24
25 Nitrogen oxides emissions: Using current NO_x emissions control technology, the total annual
26 stack emissions would include approximately 850 MT of NO_x. Section 407 of the Clean Air
27 Act of 1970 establishes an annual reduction program for the NO_x emissions program. Putting
28 additional burdens on coal use are the U.S. Environmental Protection Agency (EPA) 8-hour
29 ozone standard, the EPA standard requiring particulate matter to have a diameter less than
30 2.5 microns (PM_{2.5}), and the Regional Haze rules. In addition, modeling for visibility impacts
31 may be required (see Section 2.2.4). A major new combustion facility would likely add to local
32 emissions.

33
34 Particulate emissions: The total estimated annual stack emissions would include 120 MT of
35 filterable particulate matter and 30 MTPM₁₀. In addition, coal-handling equipment would
36 introduce fugitive particulate emissions.

37
38 Carbon monoxide emissions: The total CO emissions are estimated to be approximately
39 580 MT per year.

Alternatives

1 Mercury: Coal-fired boilers account for nearly one-third of mercury emissions in the
2 U.S. Technologies available to control mercury emissions have varying degrees of success.
3 In response to growing concerns with mercury, the Clean Air Act Amendments of 1990 have
4 required the EPA to identify mercury emission sources, evaluate the contributions of power
5 plants and municipal incinerators, identify control technologies, and evaluate toxicological
6 effects from the consumption of mercury-contaminated fish. It is likely that these studies will
7 lead to additional restrictions concerning mercury emissions associated with coal-fired power
8 plants, as well as other sources of mercury emissions. Recent studies by the Maryland
9 Power Plant Research Program have indicated that although coal-fired power plants contrib-
10 ute to mercury emissions, the resulting concentrations are not high enough to adversely affect
11 humans or other organisms (MDNR 1999). Therefore, the probable effect of trace mercury
12 emissions on human health would be SMALL.

13
14 Summary: The GEIS analysis did not quantify coal-fired boiler emissions, but implied that air
15 impacts would be substantial and mentioned global warming and acid rain as potential
16 impacts. Adverse human health effects from coal combustion have led to important Federal
17 legislation in recent years, and public health risks, such as cancer and emphysema, have
18 been associated with the products of coal combustion. Federal legislation and large-scale
19 concerns, such as acid rain and global warming, are indications of concerns about air
20 resources. SO_x emission allowances, NO_x emission offsets, low-NO_x burners, overfire air,
21 SCR, fabric filters or electrostatic precipitators, and scrubbers may be required as mitigation
22 measures. As such, the appropriate characterization of coal-fired generation air quality
23 impacts would be MODERATE. The impacts would be clearly noticeable, but would not
24 destabilize air quality.

25
26 Siting the coal-fired generation at a greenfield site would not significantly change air-quality
27 impacts, although it could result in installing more or less stringent pollution-control equipment
28 to meet applicable standards. Therefore, the impacts would be MODERATE.

30 • **Waste**

31
32 Coal combustion generates waste in the form of ash, and equipment for controlling air
33 pollution generates additional ash and scrubber sludge. This impact could extend well after
34 the operating life because revegetation management and groundwater monitoring for
35 leachate contaminant impacts could be a permanent requirement.

36
37 The GEIS analysis concluded that large amounts of fly ash and scrubber sludge would be
38 produced and would require constant management. Disposal of this waste could noticeably
39 affect land use and groundwater quality, but with appropriate management and monitoring it
40 would not destabilize any resources. After closure of the waste site and revegetation, the

land would be available for other uses, and regulatory requirements would ensure groundwater protection. For these reasons, impacts from waste generated from burning coal would be MODERATE; the impacts would be clearly noticeable, but would not destabilize any important resource.

Siting the facility on an alternate greenfield site would not alter waste generation, although other sites might have more constraints on disposal locations. Therefore, the impacts would be MODERATE.

• Human Health

Coal-fired power generation introduces worker risks from fuel and lime/limestone mining, and worker and public risks from fuel and lime/limestone transportation and stack-emissions inhalation. Stack-emissions impacts can be very widespread and the health risks difficult to quantify. This alternative also introduces the risk of coal-pile fires and attendant inhalation risks.

The GEIS analysis noted that there could be human health impacts (cancer and emphysema) from inhalation of toxins and particulates, but did not identify the significance of this impact. Regulatory agencies, such as the EPA, focus on air emissions and revise regulatory requirements or propose statutory changes, based on human health impacts. Such agencies also impose site-specific emission permit limits as needed to protect human health. Thus, human health impacts from inhaling toxins and particulates generated by burning coal would be SMALL.

Using the same logic, siting the facility at an alternate greenfield site would not alter the expected human health effects. Therefore, the impacts would be SMALL.

• Socioeconomics

Construction of the coal-fired alternative would take approximately 5 years. It is assumed that construction would take place concurrently while ANO-1 continues operation and would be completed at the time ANO-1 would cease operations. Thus, the peak workforce is estimated to range from 1200 to 2500 additional workers during the 5-year construction period, based on estimates given in the GEIS (NRC 1996). The surrounding communities would experience demands on housing and public services that could have large impacts. After construction, the communities would be impacted by the loss of jobs; construction workers would leave, the nuclear plant workforce (573) would decline through a decommissioning period to a minimal maintenance size, and the coal-fired plant would introduce no more than 200 new jobs (BGE 1998).

Alternatives

1 The GEIS analysis concluded that socioeconomic impacts at a rural site would be larger than
2 at an urban site because more of the 1200 to 2500 peak construction workforce would need
3 to move to the area to work. Operational impacts could result in moderate socioeconomic
4 benefits in the form of several hundred additional jobs, substantial tax revenues, and plant
5 expenditures.

6
7 If the plant were located at the ANO site, the size of the construction workforce for a coal-fired
8 plant and plant-related spending during construction would be noticeable. Operational
9 impacts would include an eventual loss of approximately 400 jobs at the ANO site, however,
10 with a commensurate reduction in demand on socioeconomic resources and contribution to
11 the regional economy. The area's rapid population growth and the replacement industrial tax
12 base resulting from the coal-fired power plant would prevent any destabilization of socio-
13 economic resources. For these reasons, the appropriate characterization of socioeconomic
14 impacts for a coal-fired plant would be MODERATE; the impacts would be clearly noticeable,
15 but would not destabilize any important resource.

16
17 Construction at another site would relocate some socioeconomic impacts, but would not
18 eliminate them. The community around ANO-1 would still experience the impact of ANO-1
19 operational job loss, and the communities around the new site would have to absorb the
20 impacts of a large, temporary workforce and a moderate, permanent workforce. Therefore,
21 the impacts are MODERATE to LARGE, based on the adverse effects on the employment
22 and the tax base in Pope County, which would be similar to those of the no-action alternative.

23 • Aesthetics

24
25 Plant structures would be visible over intervening trees for kilometers around, particularly
26 along Lake Dardanelle. This view would contrast strongly with what is otherwise a natural-
27 appearing wooded area around the lake. Coal-fired generation would also introduce addi-
28 tional mechanical sources of noise (e.g., induced-draft fans and coal-handling equipment)
29 that may be audible offsite due to their proximity to Lake Dardanelle.

30
31 The GEIS concluded that aesthetic impacts from such a large construction project in a rural
32 and forested area could be substantial. Industrial structures that would be located at the ANO
33 site would tower above area vegetation and create a noticeable visual impact for a large area.
34 A coal-fired generating station would contrast strongly with the existing resource. The
35 aesthetic impacts would be MODERATE to LARGE, noticeable but not destabilizing.

Alternative locations could reduce the aesthetic impact of coal-fired generation if siting was in an area that was already industrialized. In such a case, however, the introduction of such tall stacks and cooling towers would probably still have a MODERATE incremental impact. Other sites could show a LARGE impact.

• Historic and Archaeological Resources

The GEIS analysis concluded that impacts to cultural resources would be relatively SMALL unless important site-specific resources were affected. Under this alternative, cultural resource inventories would be required for any lands that have not been previously disturbed to the extent that no historic or archaeological resources might remain. Other lands that are purchased to support the facility would also require an inventory of field cultural resources, identification, and recording of extant historic and archaeological resources, and possible mitigation of adverse effects from subsequent ground-disturbing actions related to physical expansion of the plant site. Therefore, the impacts would be SMALL.

Construction at another site would require studies to identify, evaluate, and mitigate potential impacts of new plant construction on cultural resources. This would be required for all areas of potential disturbance at the proposed plant site and along associated corridors where new construction would occur (e.g., roads, transmission line, or other rights-of-way). Impacts can generally be managed and maintained as SMALL.

• Environmental Justice

No environmental pathways have been identified that would result in disproportionately high and adverse environmental impacts on minority and low-income populations if a replacement coal-fired plant were built at the ANO site. Some impacts on housing availability and prices during construction might occur, and this could disproportionately affect the minority and low-income populations. Impacts at other sites would depend upon the site chosen. These impacts would be MODERATE.

If the replacement plant were built in Pope County, the County's tax base would be largely maintained, and some potential negative socioeconomic impacts on the minority or low-income populations would be avoided. If the plant were built elsewhere, environmental justice impacts would be SMALL to LARGE, depending on the plant location and nearby population distribution.

8.2.1.2 Closed-Cycle Cooling System

Cooling for a coal-fired facility could also be accomplished by a closed-cycle system, which would also use the existing intake and discharge structures, but flow requirements would be 80 percent less than the once-through cooling system (Gilbert/Commonwealth 1996). This alternative would use high-draft cooling towers. The closed-cycle cooling system alternative would introduce a cooling-tower blowdown that would be higher in dissolved solids in comparison to Lake Dardanelle. Cooling-tower operation would require more electrical power than the once-through alternative due to the modified pumping systems. Cooling towers would discharge a plume of water vapor and a small amount of cooling-tower drift. The discharge temperature would be lower and volume less than with a once-through cooling system.

The impacts (SMALL, MODERATE, or LARGE) of this alternative are essentially the same as the impacts for a coal-fired plant using a once-through cooling system. There are, however, minor environmental differences between the closed-cycle and once-through cooling system. Table 8-3 summarizes these differences.

8.2.2 Gas-Fired Generation

It was assumed that a replacement natural-gas-fired plant would use combined cycle technology. In the combined cycle unit, hot combustion gases in a combustion turbine rotate the turbine to generate electricity. Waste combustion heat from the combustion turbine is routed through a heat-recovery steam generator to generate additional electricity. The size, type, and configuration of gas-fired generation units and plants currently operational in the U.S. vary and include simple-cycle combustion and combined-cycle units that range in size from 25 MW(e) to 600 MW(e) (EPA 1994). As with coal-fired technology, units may be configured and combined at a location to produce the desired amount of megawatts, and construction can be phased to meet electrical power needs.

Section 8.2.2.1 discusses the environmental impacts of converting the current ANO site to a natural-gas-fired generation facility with once-through cooling and building a similar facility on a greenfield site. The minor environmental differences between the closed-cycle cooling and once-through cooling systems are discussed in Section 8.2.2.2.

**Table 8-3. Summary of Environmental Impacts from Alternate Cooling System—
Cooling Towers with Closed-Cycle Cooling**

Impact Category	Change in Impact from ANO Once-Through Cooling
Land Use	10 to 12 additional ha (25 to 30 acres) required
Ecology	Additional impact to terrestrial ecology from cooling tower drift Reduced impact to aquatic ecology
Water Use and Quality	
Surface Water	Blowdown has higher dissolved solids Reduced flow/Less thermal load
Groundwater	None
Air Quality	None
Waste	None
Human Health	None
Socioeconomics	None
Aesthetics	Addition of 30-m (100-ft) cooling tower or noise from mechanical draft tower
Historic and Archaeological Resources	Cultural surveys possibly required
Environmental Justice	None

8.2.2.1 Once-Through Cooling System

Providing 1000 MW(e) of replacement power with a combined cycle system would require 45 ha (110 acres) of land (NRC 1996). Natural gas typically has an average heating value of 3.7×10^7 J/m³ (1,000 Btu/ft³) (DOE 1996; EPA 1993), and it would be the primary fuel; the gas-fired alternative plant would burn approximately 1.24 J/m³-s (100 billion ft³/yr).

As a surrogate for a similar-sized gas-fired alternative plant, the staff used Baltimore Gas and Electric's Perryman Power Plant and Polk Power Plant (BGE 1989; EPA 1994). The staff assumed that each unit would be less than 30 m (100 ft) high and would be designed with dry,

Alternatives

low-NO_x combustors, water injection, and selective catalytic reduction. Each unit would exhaust through a 70-m (230-ft) stack after passing through heat-recovery steam generators. This stack height is consistent with EPA regulations (40 CFR 51.100), which address requirements for determining the stack height of new emission sources.

The staff used an 880-MW(e) surrogate gas-fired generation plant to measure the impacts of replacing the 836-MW(e) ANO-1. The gas-fired generation alternative would consist of two 440-MW combined-cycle units, each consisting of two 155-MW simple-cycle combustion turbines and a 130-MW heat-recovery steam generator. Natural gas would have to be delivered via pipeline. Reliant and Ozark are the two nearest natural gas pipelines, located approximately 8 km (5 mi) from the ANO-1 site. Construction cost of installing a gas line has been estimated to be an average of approximately \$1 million per mile (Duke 1999). To the degree existing rights-of-way could be used, the level of impact could be reduced.

Environmental impacts of conversion to the gas-fired generation option at both ANO and a "greenfield" site are summarized in the following text and are listed in Table 8-4.

• Land Use

The gas-fired generation at the ANO site would require converting the existing industrial site to a gas plant. Almost all the converted land would be used for the power block. Additional land would be disturbed during pipeline construction. Some additional land would also be required for backup oil storage tanks. Gas-fired generation land-use impact at the existing ANO site is SMALL to MODERATE; the impact would noticeably alter the habitat, but it would not destabilize any important attribute of the resource. The difficulties of operating a gas-fired plant and the remaining nuclear unit (ANO-2) at the same site are expected to be less than with a coal-fired plant because of the much smaller "footprint" of a gas-fired plant.

In addition to the land required for the gas-fired plant, construction at a greenfield site would impact approximately 8 to 20 ha (20 to 50 acres) for offices, roads, parking areas, and a switchyard. The power block would require 25 ha (60 acres). Some additional land would also be required for backup oil storage. In addition, it is assumed that another 170 ha (424 acres) would be necessary for transmission lines (assuming the plant is sited 16 km [10 mi] from the nearest inter-tie connection) although this would depend on the actual plant location. Plants of this type are usually built very close to existing natural gas pipelines. Including the land required for pipeline construction, a greenfield site would require approximately 200 ha (500 acres). Depending on the transmission-line routing, the greenfield site alternative could result in SMALL to MODERATE land-use impacts.

Table 8-4. Summary of Environmental Impacts from Gas-Fired Generation—Once-Through Cooling Alternative

Impact Category	ANO Site		Alternative Greenfield Site	
	Impact	Comments	Impact	Comments
Land Use	SMALL to MODERATE	24 ha (60 acres) required for power block, 60 ha (150 acres) disturbed for pipeline construction, additional land for backup oil storage tanks	SMALL to MODERATE	Up to 200 ha (500 acres) required for site, pipelines, an estimated 16-km (10-mi) transmission line connection, additional land for backup oil storage tanks
Ecology	MODERATE	Constructed on land within ANO site. Possible significant habitat loss due to pipeline construction.	SMALL to MODERATE	Impact depends on location and ecology of the site
Water Use and Quality				
Surface Water	SMALL	70% reduction in required cooling water flow compared with ANO-1	SMALL to MODERATE	Impact depends on volume and characteristics of receiving body of water
Groundwater	SMALL	Reduced groundwater withdrawals due to reduced workforce	SMALL to LARGE	Groundwater impacts would depend on uses, available supply
Air Quality	MODERATE	Primarily nitrogen oxides. Impacts could be noticeable, but not destabilizing	MODERATE	Similar impacts as for ANO site
Waste	SMALL	Waste generation is minor	SMALL	Same impacts as for ANO site
Human Health	SMALL	Impacts considered to be minor	SMALL	Same impacts as for ANO site

Alternatives

Table 8-4. (contd.)

Impact Category	ANO Site		Alternative Greenfield Site	
	Impact	Comments	Impact	Comments
Socioeconomics	SMALL to MODERATE	500 to 750 additional workers during 3-year construction period; followed by reduction from 573 to fewer than 100 persons.	MODERATE to LARGE	Construction impacts would be relocated. Community near ANO would still experience reduction from 573 to 0 persons.
Aesthetics	SMALL to MODERATE	Visual impact of stacks and equipment would be noticeable, but not as significant as coal option	SMALL to MODERATE	Alternate locations could reduce the aesthetic impact if siting is in an industrial area
Historic and Archaeological Resources	SMALL	Only previously disturbed and adjacent areas would likely be affected	SMALL	Alternate location would necessitate cultural resource surveys
Environmental Justice	SMALL to MODERATE	Impacts on low-income and minority populations should be similar to those on the population as a whole. Impacts on housing are possible.	SMALL to MODERATE	Impacts vary depending on population distribution and makeup

The GEIS estimated that land-use requirements for a 1000-MW gas-fired plant at a greenfield site would be SMALL (approximately 45 ha [110 acres] for the plant site), and that co-locating with a retired nuclear plant would reduce these impacts. Therefore, the impacts would be SMALL to MODERATE, depending on the length and routing of required pipelines and transmission lines.

• Ecology

Siting gas-fired generation at the existing ANO site would have MODERATE ecological impact because the facility would be constructed partly on previously disturbed areas and would disturb relatively little acreage at the site. However, significant habitat would be disturbed by approximately 8 km (5 mi) of pipeline construction. Ecological impacts would be reduced by using the existing intake and discharge system. Past operational monitoring

of the effects of once-through cooling at ANO-1 has not shown significant negative impacts to Lake Dardanelle ecology, and this would be expected to remain unchanged.

The GEIS noted that land-dependent ecological impacts from construction would be SMALL unless site-specific factors should indicate a particular sensitivity and that operational impacts would be smaller than for other fossil fuel technologies of equal capacity. The staff has identified the gas pipeline as a site-specific factor that would make the gas-fired alternative's ecological impacts larger than for the license renewal. Therefore, in this case, the appropriate characterization of gas-fired-generation ecological impacts would be MODERATE.

Construction at a greenfield site could alter the ecology of the site and could impact threatened and endangered species. These ecological impacts could be SMALL to MODERATE.

- **Water Use and Quality**

Surface Water: The plant would use the existing ANO-1 intake and discharge structures as part of a once-through cooling system; however, because cooling requirements would be less (70-percent reduction; EPA 1994), water quality impacts would continue to be SMALL.

Water quality impacts from sedimentation during construction was another land-related impact that the GEIS categorized as SMALL. The GEIS also noted that operational water quality impacts would be similar to, or less than, those from other centralized generating technologies. The staff has concluded that water quality impacts from coal-fired generation would be SMALL, and gas-fired alternative water usage would be less than that for coal-fired generation. Surface water impacts would remain SMALL; the impacts would not be detectable or be so minor that they would not noticeably alter any important attribute of the resource.

For alternative greenfield sites, the impact on surface water would depend on the volume and other characteristics of the receiving body of water. The impacts would be SMALL to MODERATE.

Groundwater: No variation would be expected in the amount of groundwater used since groundwater wells are only used to supply water for drinking and the restroom facilities and to supply irrigation water for site landscaping during the summer months (June through September). The groundwater impacts would be SMALL; the impacts would be so minor that they would not noticeably alter any important resource.

Alternatives

For alternative greenfield sites, the impact to the groundwater would depend on the site characteristics, including the amount of groundwater available. The impacts would range between SMALL and LARGE.

• Air Quality

Natural gas is a relatively clean-burning fuel. Because ANO-1 is not in a nonattainment area for ozone, air-quality impacts of gas-fired generation would not be of concern. The GEIS noted that gas-fired air quality impacts are less than other fossil technologies because fewer pollutants are emitted, and SO₂ is not emitted at all. Emission levels from the gas-fired alternative would be less than emission levels from the coal-fired alternative. However, the gas-fired alternative would contribute NO_x emissions to an area that in the future may become a nonattainment area for ozone. Because NO_x contributes to ozone formation, the reduced NO_x emissions are still of future concern, and low-NO_x combusters, water injection, and SCR could be mitigation measures required by regulatory agencies.

For these reasons, the appropriate characterization of air impacts from a gas-fired plant would be MODERATE; the impacts, primarily NO_x, would be clearly noticeable, but would not be sufficient to destabilize air resources as a whole.

Siting the gas-fired plant elsewhere would not significantly change air-quality impacts because the site could also be located in a greenfield area that was not a serious nonattainment area for ozone. In addition, the location could result in installing more or less stringent pollution control equipment to meet the regulations. Therefore, the impacts would be MODERATE.

• Waste

There will be only small amounts of solid waste products (i.e., ash) from burning natural gas fuel. The GEIS concluded that waste generation from gas-fired technology would be minimal. Gas firing results in very few combustion by-products because of the clean nature of the fuel. Waste generation would be limited to typical office wastes. This impact would be SMALL; waste generation impacts would be so minor that they would not noticeably alter any important resource attribute.

Siting the facility at an alternate greenfield site would not alter the waste generation; therefore, the impacts would continue to be SMALL.

• **Human Health**

The GEIS analysis mentions potential gas-fired alternative health risks (cancer and emphysema). The risk may be attributable to NO_x emissions that contribute to ozone formation, which in turn contributes to health risks. As discussed in Section 8.2.1 for the coal-fired alternative, legislative and regulatory control of the nation's emissions and air quality are protective of human health, and the human health impacts from gas-fired generation would be **SMALL**; that is, human health effects would not be detectable or would be so minor that they would neither destabilize nor noticeably alter any important attribute of the resource.

Siting of the facility at an alternate greenfield site would not alter the human health effects that would be expected. Therefore, the impacts would be **SMALL**.

• **Socioeconomics**

It is assumed that gas-fired construction would take place while ANO-1 continues operation, with completion of the replacement plant at the time that the nuclear plant would halt operations. Construction of the gas-fired alternative would take much less time than constructing other plants (NRC 1996). During the time of construction, the surrounding communities would experience demands on housing and public services that could have moderate impacts. After construction, the communities would be impacted by the loss of jobs, construction workers would leave, the ANO-1 nuclear plant workforce (573) would decline through a decommissioning period to a minimal maintenance size, and the gas-fired plant would introduce a replacement tax base of about 100 new jobs.

The GEIS concluded that socioeconomic impacts from constructing a gas-fired plant would not be very noticeable and that the small operational workforce would have the lowest socioeconomic impacts (local purchases and taxes) of any nonrenewable technology. Compared to the coal-fired alternative, the smaller size of the construction workforce, the shorter construction time-frame, and the smaller size of the operations workforce would all reduce some of the socioeconomic impacts. For these reasons, the socioeconomic impacts of gas-fired-generation socioeconomic impacts would be **SMALL to MODERATE**; that is, depending on other growth in the area, socioeconomic effects could be noticed, but they would not destabilize any important attribute of the resource.

Construction at another site would relocate some socioeconomic impacts, but would not eliminate them. The community around the ANO site would still experience the impact of the loss of ANO-1 operational jobs and the tax base. The communities around the new site would have to absorb the impacts of a moderate, temporary workforce and a small,

Alternatives

permanent workforce. Therefore, the impacts would be MODERATE to LARGE, based on net job and tax-base losses in the ANO area. This impact is about the same in the ANO area as in the no-action alternative.

• Aesthetics

The combustion turbines and heat-recovery boilers would be relatively low structures and would be screened from most offsite vantage points by intervening woodlands. The steam turbine building would be taller, approximately 30 m (100 ft) in height, and, together with 70-m (230-ft) exhaust stacks, would be visible offsite.

The GEIS analysis noted that land-related impacts, such as aesthetic impacts, would be small unless site-specific factors indicate a particular sensitivity. As in the case of the coal-fired alternative, aesthetic impacts from the gas-fired alternative would be noticeable. However, because the gas-fired structures are shorter than the coal-fired structures and more amenable to screening by vegetation, the staff determined that the aesthetic resources would not be destabilized by the gas-fired alternative. For these reasons, aesthetic impacts from a gas-fired plant would be SMALL to MODERATE; the impacts would be clearly noticeable, but would not destabilize this important resource.

Alternative locations could reduce the aesthetic impact of gas-fired generation if siting were in an area that was already industrialized. In such a case, however, the introduction of the steam generator building, stacks, and cooling tower plumes would probably still have a SMALL to MODERATE incremental impact.

• Historic and Archaeological Resources

The GEIS analysis noted, as for the coal-fired alternative, that cultural resource impacts of the gas-fired alternative would be SMALL unless important site-specific resources were affected. Gas-fired alternative construction at the ANO site would affect a smaller area within the footprint of the coal-fired alternative. As discussed in Section 8.2.1, site knowledge minimizes the possibility of cultural resource impacts. Cultural resource impacts would be SMALL; that is, cultural resource impacts would not be detectable or would be so minor that they would neither destabilize nor noticeably alter any important attribute of the resource.

Construction at another site could necessitate instituting cultural resource preservation measures, but impacts can generally be managed and maintained as SMALL. Cultural resource surveys would be required for the pipeline construction and any other areas of ground disturbance associated with this alternative.

1 • **Environmental Justice**

2
3 No environmental pathways have been identified that would result in disproportionately high
4 and adverse environmental impacts on minority and low-income populations if a
5 replacement gas-fired plant were built at the ANO site. Some impacts on housing
6 availability and prices during construction might occur, and this could disproportionately
7 affect the minority and low-income populations. The impacts would be **SMALL** to
8 **MODERATE**. Impacts at other sites would depend upon the site chosen. If the
9 replacement plant were built in Pope County, the County's tax base would be largely
10 maintained, and some potential negative socioeconomic impacts on the minority or
11 low-income populations would be avoided. If the plant were built elsewhere, environmental
12 justice impacts would be **SMALL** to **MODERATE**, depending on the population distribution.
13

14 **8.2.2.2 Closed-Cycle Cooling System**

15
16 Cooling for the gas-fired facility could also be accomplished by a closed-cycle system, which
17 would also use the existing intake and discharge structures, but flow requirements would be
18 90 percent less than the once-through cooling system (Gilbert/Commonwealth 1996). This
19 alternative would use cooling towers. The closed-cycle cooling system alternative would
20 introduce a cooling-tower blowdown that would be higher in dissolved solids in comparison to
21 Lake Dardanelle. Cooling tower operation would require more electrical power than the once-
22 through alternative due to the modified pumping systems. Cooling towers would discharge a
23 plume of water vapor and a small amount of cooling-tower drift. The discharge temperature
24 would be lower and volume would be less than with a once-through cooling system.
25

26 The impacts (**SMALL**, **MODERATE**, **LARGE**) of this alternative are essentially the same as the
27 impacts for a gas-fired plant using a once-through cooling system. There are, however, minor
28 environmental differences between the closed-cycle and once-through cooling system. The
29 minor environmental differences are summarized in Table 8-5.
30

31 **8.2.3 Imported Electrical Power**

32
33 "Imported power" means power purchased and transmitted from electric generation plants that
34 the applicant does not own and that are located elsewhere within the region or nation or in
35 Canada. Entergy purchases substantial amounts of capacity on the wholesale market
36 (3.6-million MWh in 1998) (NRC 2000). The majority of the power is purchased on the
37 wholesale market from the Tennessee Valley Authority (TVA). For the purposes of this
38 analysis, it is assumed that replacement of generation by ANO-1 with purchased power would
39 come from the TVA. As approximately 45 percent of electricity from the TVA is generated using

Alternatives

Table 8-5. Summary of Environmental Impacts of Gas-Fired Generation with Alternate Cooling System—Cooling Towers with Closed-Cycle Cooling

Impact Category	Comparison to Once-Through Cooling
Land Use	Uses an additional 10 to 12 ha (25 to 30 acres) for cooling tower construction
Ecology	Additional impact to terrestrial ecology from cooling tower drift; reduced impact to aquatic ecology
Water Use and Quality	
- Surface Water	Blowdown has higher dissolved solids; reduced flow
- Groundwater	None
Air Quality	None
Waste	None
Human Health	Impacts considered minor
Socioeconomics	None
Aesthetics	Addition of a 30-m (100-ft) cooling tower or noise from mechanical draft tower
Historic and Archaeological Resources	Minimal studies (if necessary) before construction of cooling towers
Environmental Justice	None

1 fossil fuels, air emissions would be greater from purchased power than from generation by
2 ANO-1. Other large generators in the region would have as high, if not higher, emissions rates,
3 as energy production in the region is generally from older coal-fired plants that have the highest
4 emission per kilowatt-hour of all generation sources.

5
6 In theory, importing (purchasing) additional power is a feasible alternative to ANO-1 license
7 renewal. There is less assurance, however, that sufficient capacity or energy would be available
8 in the 2014 through 2034 time-frame to replace the 836 MW(e) net base-load generation.
9 More importantly, regardless of the technology used to generate imported power, the
10 generating technology would be one of those described in this SEIS and in the GEIS (probably
11 coal, natural gas, nuclear, or hydro-electric). The GEIS, Chapter 8, description of the
12 environmental impacts of other technologies is representative of the imported electrical power
13 alternative to ANO-1 license renewal.

14 15 **8.2.4 Other Alternatives**

16
17 Other commonly known generation technologies considered by NRC are listed in the following
18 paragraphs. However, these sources have been eliminated as reasonable alternatives to the
19 proposed action because the generation of 836 net MW(e) of electricity as a base-load supply
20 using these technologies is not technologically feasible (NRC 1996).

21 22 **8.2.4.1 Wind**

23
24 The average annual capacity factor for this technology was estimated at 21 percent in 1995 and
25 is projected to be 29 percent in 2010. This low-capacity factor results from the high degree of
26 intermittence of wind energy in many locations (DOE 1993). Current energy storage technolo-
27 gies are too expensive to permit wind power plants to serve as large base-load plants. Wind-
28 energy has a large land requirement, approximately 61,000 ha (150,000 acres) of land to
29 generate 1000 MW(e) of electricity. This eliminates the possibility of co-locating a wind-energy
30 facility with a retired nuclear power plant. A greenfield siting plan would be required. This
31 would have a LARGE impact upon much of the natural environment in the affected areas (NRC
32 1996).

33 34 **8.2.4.2 Solar**

35
36 The average capacity factor for this technology is estimated to be between 25 and 40 percent
37 annually. This technology has high capital costs and lacks base-load capability unless
38 combined with natural gas backup. It requires very large energy-storage capabilities. Based
39 upon solar energy resources, the most promising region of the country for this technology is the

Alternatives

1 West. Land-use requirements again are high: 6000 ha (14,000 acres) for 1000 MW(e), which
2 would result in LARGE environmental impacts to the affected area (NRC 1996).

3 4 **8.2.4.3 Hydropower**

5
6 Hydroelectric power has an average annual capacity factor of 46 percent. The GEIS,
7 Section 8.3.4, indicates that the percentage of the U.S. electrical generation consisting of
8 hydroelectricity is expected to decline because hydroelectric facilities have become difficult to
9 site as a result of public concern over flooding, destruction of natural habitat, and destruction of
10 natural river courses. The GEIS, Section 8.3.4, estimates land use of 400,000 ha (1-million
11 acres) per 1000 MW(e) for hydroelectric power, resulting in a LARGE environmental impact.
12 Due to the lack of locations for siting a hydroelectric facility large enough to replace ANO-1,
13 local hydropower is not a feasible alternative to ANO-1 license renewal on its own.

14 15 **8.2.4.4 Geothermal**

16
17 Geothermal has an average capacity factor of 90 percent and can be used for base-load power
18 where available. However, as illustrated by Figure 8.4 in the GEIS, geothermal plants might be
19 located in the western continental U.S., Alaska, and Hawaii where hydrothermal reservoirs are
20 prevalent. This technology is not widely used as base-load generation due to the limited
21 geographic availability of the resource and the immature status of the technology (NRC 1996).
22 This technology is not applicable to the region where the replacement of 836 MW(e) is needed.
23 There is no feasible location for geothermal generation within the Entergy service area (Entergy
24 2000).

25 26 **8.2.4.5 Wood Energy**

27
28 A wood-burning facility can provide base-load power and operate with an average annual
29 capacity factor of around 70 to 80 percent and with 20 to 25 percent efficiency. The cost of the
30 fuels required for this type of facility is highly variable and very site-specific. The rough cost for
31 construction of this type of facility in the ANO-1 area, where the replacement of 836 MW(e) is
32 needed, is approximately \$800 per kilowatt. Among the factors influencing costs are the
33 environmental considerations and restrictions that are influenced by public perceptions, easy
34 access to fuel sources, and environmental factors. In addition, the technology is expensive and
35 inefficient. Therefore, economics alone eliminate a biomass technology as a reasonable
36 alternative (NRC 1996).

8.2.4.6 Municipal Solid Waste

The initial capital costs for this technology are much greater than the comparable steam-turbine technology found at wood-waste facilities. This is due to the need for specialized municipal solid waste-handling and waste-separation equipment and stricter environmental emissions controls. The decision to burn municipal waste to generate energy is usually driven by the need for an alternative to landfills rather than by energy considerations. High costs prevent this technology from being economically competitive. Thus, municipal solid waste generation is not a reasonable alternative (NRC 1996).

8.2.4.7 Other Biomass-Derived Fuels

In addition to wood and municipal solid waste fuels, there are several other concepts for fueling electric generators, including burning energy crops, converting crops to a liquid fuel such as ethanol (ethanol is primarily used as a gasoline additive for automotive fuel), and gasifying energy crops (including wood waste). The GEIS points out that none of these technologies has progressed to the point of being competitive on a large scale or of being reliable enough to replace a base-load plant such as ANO-1. For these reasons, such fuels do not offer a feasible alternative to ANO-1 license renewal. In addition, these systems have LARGE impacts on land use (NRC 1996).

8.2.4.8 Oil

Oil is not considered a stand-alone fuel because it is not cost-competitive when natural gas is available. The cost of an oil-fired operation is about eight times as expensive as a nuclear or coal-fired operation. In addition, future increases in oil prices are expected to make oil-fired generation increasingly more expensive than coal-fired generation (DOE 1996). For these reasons, oil-fired generation is not a feasible alternative to ANO-1 license renewal, nor is it likely to be included in a mix with other resources except as a back-up fuel.

8.2.4.9 Advanced Nuclear Power

Work on advanced reactor designs has continued, and nuclear plant construction continues overseas. However, the cost of building a new nuclear plant and the political uncertainties that have historically surrounded many nuclear plant construction projects are among the factors that have led energy forecasters such as the Energy Information Administration to predict no new domestic orders for the duration of current forecasts (through the year 2010 [(DOE 1996)]). For these reasons, new nuclear plant construction is not considered a feasible alternative to ANO-1 license renewal.

8.2.4.10 Fuel Cells

Phosphoric acid fuel cells are the most mature fuel-cell technology, but they are only in the initial stages of commercialization. Two-hundred turnkey plants have been installed in the U.S., Europe, and Japan. Recent estimates suggest that a company would have to produce 100 MW(e) of fuel-cell stacks annually to achieve a price of \$1000 to \$1500 per kilowatt (DOE 1999). However, the current production capacity of all fuel-cell manufacturers only totals about 60 MW per year. The use of fuel cells for base-load capacity requires very large energy-storage devices that are not feasible for storage of sufficient electricity to meet the base-load generating requirements. This is a very expensive source of generation, which prevents it from being competitive. This technology also has a high land-use impact, which, like wind technology, results in a LARGE impact to the natural environment. It is estimated that 14,000 ha (35,000 acres) of land would be required to generate 1000 MW(e) of electricity (NRC 1996). Therefore, the staff considers fuel cells not to be a feasible alternative to license renewal at this time.

8.2.4.11 Delayed Retirement

The delayed retirement of fossil generation sources could not be used to replace the generation capacity of 836 net MW(e) of ANO-1, because these sources facing retirement in the Entergy system are used for peaking and intermediate generation. Additionally, there is no guarantee that these fossil units could economically operate for an additional 20 years after the current decision dates. Entergy does not have plans to retire any of its base-load fossil plants. Therefore, delayed retirement of base-load fossil generation likely could not be used as an alternative to license renewal unless such retiring base-load capacity could be found in a neighboring utility system. (The impact would then be that of imported power.) For these reasons, the delayed retirement of non-nuclear generating units is not considered a reasonable alternative to license renewal for ANO-1.

8.2.4.12 Utility-Sponsored Conservation

The concept of conservation as a resource does not meet the primary NRC criterion "that a reasonable set of alternatives should be limited to analysis of single, discrete electric generation sources and only electric generation sources that are technically feasible and commercially viable." It is neither single, nor discrete, nor is it a source of generation.

The output of ANO-1, however, could be displaced by reducing energy use through a substantial amount of energy conservation. Entergy currently is reducing emissions and increasing efficiency at its plants in order to decrease greenhouse gas emissions as part of the Federal government's Climate Challenge for utilities. The carbon dioxide (CO₂) emissions reduction in

1998 totaled approximately 5.3 million tons, corresponding to a reduction in fossil generation of approximately 7 million MWh, using the average emissions rate for Entergy's fossil plants. This reduction, however, and future reductions of CO₂ emissions, are already accounted for in Entergy's generation needs.

From a review of the conservation plans at other companies, it is assumed that it would potentially be possible to displace approximately 5 percent of the generation from ANO-1 from a targeted program. The environmental impacts of an energy conservation program would be SMALL, but the potential to displace the entire generation at ANO-1 solely with conservation is not realistic. Conservation is instead used in assessing combinations of alternatives in Section 8.2.4.13.

8.2.4.13 Combination of Alternatives

Even though individual alternatives might not be sufficient on their own to replace ANO-1 due to the small size of the resource or lack of cost-effective opportunities, it is conceivable that a mix of alternatives might be cost-effective. For example, if some additional cost-effective conservation opportunities could be found and combined with a smaller imported power or natural-gas-fired alternative, it might be possible to reduce some of the key environmental impacts of alternatives. However, it is unlikely that all of the environmental impacts of such a hypothetical mix could be reduced to SMALL. In comparison, the impacts of renewing the ANO-1 license are SMALL.

By combining conservation, purchase power, and new generation, the output of ANO-1 could be displaced at a lower environmental effect than by using one option alone. Although there is a wide variety of combinations, for this assessment, the staff assumed that the output of ANO-1 could be replaced by 500 MW(e) of gas-fired generation, a conservation rate displacing 5 percent of ANO-1's output, and purchased power. The contributions from these sources would be as follows:

Existing ANO-1 generation	836 MW(e)
Conservation (5 percent of 835 MW[e])	42 MW(e)
Gas-fired generation	500 MW(e)
Purchased power	294 MW(e)

While conservation measures would have very little, or no negative environmental effects, the gas-fired generation and purchased power components of this option would increase emissions and environmental impacts. Table 8-6 provides a summary of the environmental impacts of the assumed combination. The impacts are based on the gas-fired generation impact assumptions

Alternatives

Table 8-6. Summary of Environmental Impacts of 42 MW(e) Conservation Measures, Plus 500 MW(e) Gas-Fired Generation, and 294 MW(e) Purchased Power

Impact Category	ANO Site Conservation, Gas-Fired Generation, and Purchased Power		Greenfield Conservation, Gas-Fired Generation, and Purchased Power	
	Impact	Comments	Impact	Comments
Land Use	SMALL to MODERATE	Gas-Fired: Additional land required for power block, additional land disturbed for pipeline construction, additional land for backup oil storage. Purchased Power: Impact depends on source of power and if expansion of existing plant and/or construction of new plant is required.	SMALL to MODERATE	Gas-Fired: Additional land required for power block, and additional land disturbed for pipeline construction. An estimated 116-km (10-mi) transmission line connection. Additional land for backup oil storage. Purchased Power: Impact depends on source of power and if expansion of existing plant and/or construction of new plant is required.
Ecology	SMALL to MODERATE	Gas-Fired: Constructed on land adjacent to ANO site. Significant habitat loss due to pipeline construction. Purchased Power: Impact depends on source of power and if expansion of existing plant and/or construction of new plant is required.	SMALL to MODERATE	Gas-Fired: Impact depends on location and ecology of the site. Purchased Power: Impact depends on source of power and if expansion of existing plant and/or construction of new plant is required.
Water Use and Quality				
Surface Water	SMALL to MODERATE	Gas-Fired: Reduction in water flow. Purchased Power: Impact depends on volume and characteristics of receiving body of water.	SMALL to LARGE	Gas-Fired: Impact depends on volume and characteristics of receiving body of water. Purchased Power: Impact depends on volume and characteristics of receiving body of water.
Groundwater	SMALL to MODERATE	Gas-Fired: Reduced groundwater withdrawals due to reduced workforce. Purchased Power: Depend on uses, available supply.	SMALL to MODERATE	Gas-Fired: Impact depends on uses, available supply. Purchased Power: Impact depends on uses, available supply.
Air Quality	SMALL to MODERATE	Gas-Fired: Primarily nitrogen oxides for gas-fired plant. Purchased Power: Depends on source of power. Moderate impacts potentially produced from coal plants.	SMALL to MODERATE	Gas-Fired: Similar impact as for ANO site. Purchased Power: Depends on source of power. Moderate impacts potentially produced from coal plants.

Table 8-6. (contd.)

Impact Category	ANO Site Gas-Fired Generation, Conservation and Purchased Power		Greenfield Gas-Fired Generation, Conservation and Purchased Power	
	Impact	Comments	Impact	Comments
Waste	SMALL to MODERATE	Gas-Fired: Minor waste generation. Purchased Power: Depends on source of power. Moderate impacts potentially produced from coal plants.	SMALL to MODERATE	Gas-Fired: Same impact as for ANO site. Purchased Power: Depends on source of power. Moderate impacts potentially produced from coal plants.
Human Health	SMALL	Gas-Fired: Impact considered to be minor (see discussion of gas-fired alternative). Purchased Power: Impact minor for likely sources of purchased power.	SMALL	Gas-Fired: Same impact as for ANO site. Purchased Power: Impact minor for likely sources of purchased power.
Socio-economics	SMALL to MODERATE	Gas-Fired: 250 to 375 additional workers during 3-year construction period; followed by a reduction in employment from 573 persons at ANO to less than 100. Purchased Power: Any additional workers employed would be in community from which power is purchased.	SMALL to MODERATE	Gas-Fired: 250 to 375 additional workers during 3-year construction period; followed by a reduction in employment from 573 persons at ANO to less than 100. Purchased Power: Any additional workers employed would be in community from which power is purchased.
Aesthetics	SMALL to MODERATE	Gas-Fired: Visual impact of stacks would be noticeable, but not as significant as coal option. Purchased Power: Impact depends on source of power and if expansion of existing plant and/or construction of new plant is required.	SMALL to MODERATE	Gas-Fired: Alternate locations could reduce the aesthetic impact if siting is in an industrial area. Purchased Power: Impact depends on source of power and if expansion of existing plant and/or construction of new plant is required.
Historic and Archeological Resources	SMALL	Gas-Fired: Only previously disturbed and adjacent areas would likely be affected. Purchased Power: Impact depends on location, would necessitate cultural resource studies.	SMALL	Gas-Fired: Alternate location would necessitate cultural resource surveys. Purchased Power: Impact depends on location, would necessitate cultural resource studies.
Environmental Justice	SMALL to MODERATE	Gas-Fired: Impact on minority and low-income should be similar to those experienced by the population as a whole. Purchased Power: Impact depends on population distribution and makeup.	SMALL to MODERATE	Gas-Fired: Impact depends on population distribution makeup. Purchased Power: Impact depends on population distribution and makeup.

Alternatives

discussed in Section 8.2.2 of this report, adjusted for the reduced power generation (880 MW[e] versus 500 MW[e]). The staff then estimated the effect of purchased power on each impact, as discussed in the comments section of Table 8-6. Based on these estimates of the environmental impacts of this combination, the staff concludes that it is unlikely that the environmental impact of such a hypothetical mix could be reduced below SMALL.

8.3 References

40 CFR 51.100, "Definitions."

Baltimore Gas and Electric (BGE). 1989. *Perryman Power Plant Certification of Public Convenience and Necessity, Environmental Review Document*, Vol. 2. Baltimore, Maryland.

Baltimore Gas and Electric (BGE). 1998. *Applicant's Environmental Report -- Operating License Renewal Stage -- Calvert Cliffs Nuclear Power Plant, Units 1 and 2*. Baltimore, Maryland.

Clean Air Act of 1970, as amended, 42 USC 7401 et seq.

Clean Air Act Amendments of 1990.

Delmarva Power and Light Company. 1992. *Final Site Selection Study; 600 MW Coal-Fired Power Plant*. Wilmington, Delaware.

Duke Energy Corporation (Duke). 1999. Letter from M.S. Tuckman, Duke Energy Corporation to U.S. Nuclear Regulatory Commission. Follow-up to Staff's Request for Additional Information Dated December 29, 1998, Related to the Environmental Portion of the Review of the License Renewal Application for Oconee Units 1,2, and 3.

Entergy Operations, Inc. 2000. Letter from C. Randy Hutchinson, Vice President, Operations, ANO, to U.S. Nuclear Regulatory Commission. Subject: License Renewal Application - Arkansas Nuclear One, Unit 1. Dated January 31, 2000. (Contains the Entergy Environmental Report [ER]).

Gilbert/Commonwealth. 1996. *Update to Calvert Cliffs Nuclear Power Plant Units 1 and 2 Cooling Tower System Study*. Reading, Pennsylvania.

Maryland Department of Natural Resources (MDNR). 1999. *Maryland Power Plants and the Environment: A review of the impacts of power plants and transmission has on Maryland's*

1 *natural resources*. PRRP-CEIS-10, Maryland Power Plant Research Program, Annapolis,
2 Maryland.

3
4 U.S. Department of Energy (DOE). 1993. *Renewable Resources in the U.S. Electricity Supply*.
5 DOE/EIA-0561, U.S. Department of Energy, Energy Information Administration, Washington,
6 D.C.

7
8 U.S. Department of Energy (DOE). 1996. *Annual Energy Outlook; 1996 with Projections to*
9 *2015*. DOE/EIA-0383(96), Energy Information Administration, Washington, D.C.

10
11 U.S. Department of Energy (DOE). 1999. *Advanced Fuel Cell Systems - A Revolutionary*
12 *Power Technology*, Fossil Energy-Fuel Cell Power Systems overview.
13 http://www.fe.doe.gov/coal-power/fc_sum.html. (Accessed August 4, 1999).

14
15 U.S. Environmental Protection Agency (EPA). 1993. *Air Pollutant Emission Factors, Volume I:*
16 *Stationary Point and Area Sources*. EPA AP-42, Washington, D.C.

17
18 U.S. Environmental Protection Agency (EPA). 1994. *Final Environmental Impact Statement,*
19 *Volume I: Tampa Electric Company - Polk Power Station*. EPA 904/9-94, Washington, D.C.

20
21 U.S. Nuclear Regulatory Commission (NRC). 1988. *Final Generic Impact Statement on*
22 *Decommissioning of Nuclear Facilities*. NUREG-0586, Washington, D.C.

23
24 U.S. Nuclear Regulatory Commission (NRC). 1996. *Generic Environmental Impact Statement*
25 *for License Renewal of Nuclear Plants*. NUREG-1437, Washington, D.C.

26
27 U.S. Nuclear Regulatory Commission (NRC). 2000. *Summary of Site Audit to Support Review*
28 *of License Renewal Application of Arkansas Nuclear One Unit 1*. Dated May 1, 2000.
29 Washington, D.C.

9.0 Summary and Conclusions

By letter dated January 31, 2000, Entergy Operations, Inc. (Entergy 2000) submitted an application to the U.S. Nuclear Regulatory Commission (NRC) to renew the Arkansas Nuclear One, Unit 1 (ANO-1), operating license for an additional 20-year period. If the operating license is renewed, Federal (other than NRC) decision-makers, State regulatory agencies, and the owners of the plant will ultimately decide whether the plant will continue to operate based on factors such as the need for power or other matters within the State's jurisdiction or the purview of the owners. If the operating license is not renewed, the plant will be shut down at or before the expiration of the current operating license on May 20, 2014.

Under the National Environmental Policy Act of 1969 (NEPA), an environmental impact statement (EIS) is required for major Federal actions significantly affecting the quality of the human environment. The NRC has implemented Section 102 of NEPA in 10 CFR Part 51. In 10 CFR 51.20(b)(2), the Commission requires preparation of an EIS or a supplement to an EIS for renewal of a reactor operating license; 10 CFR 51.95(c) states that the EIS prepared at the operating license renewal stage will be a supplement to the *Generic Environmental Impact Statement for License Renewal of Nuclear Plants* (GEIS), NUREG-1437 (NRC 1996; 1999).^(a)

Upon acceptance of the Entergy application, the NRC began the environmental review process described in 10 CFR Part 51 by publishing a notice of intent to prepare an EIS and conduct scoping (65 FR 13061). The staff visited the ANO-1 site in April 2000 and held public scoping meetings on April 4, 2000, in Russellville, Arkansas (NRC 2000a, NRC 2000b). The staff reviewed the Entergy Environmental Report (ER) (Entergy 2000) and compared it to the GEIS, consulted with other agencies, and conducted an independent review of the issues following the guidance set forth in the *Standard Review Plans for Environmental Reviews for Nuclear Power Plants, Supplement 1: Operating License Renewal* (NRC 2000c).

This draft of the Supplemental Environmental Impact Statement (SEIS) is being published for public comment and contains the preliminary results of the staff's evaluation and recommendation. The staff will hold two public meetings during the comment period for this report in November 2000. When the comment period ends, the staff will consider and dispose of all of the comments received. These comments will be discussed in Appendix A of the final report.

This draft SEIS presents the staff's preliminary analysis of the environmental impacts of renewal of the ANO-1 operating license. The analysis considers and weighs the environmental effects of the proposed action, the environmental impacts of alternatives to the proposed action,

(a) The GEIS was originally issued in 1996. Addendum 1 to the GEIS was issued in 1999. Hereafter, all references to the "GEIS" include the GEIS and its Addendum 1.

Summary and Conclusions

1 and alternatives available for reducing or avoiding adverse impacts. It also includes the staff's
2 preliminary recommendation regarding the proposed action.

3
4 The Commission has adopted the following statement of purpose and need for license renewal
5 from the GEIS:

6
7 The purpose and need for the proposed action (renewal of an operating license) is to
8 provide an option that allows for power generation capability beyond the term of a
9 current nuclear power plant operating license to meet future system generating needs,
10 as such needs may be determined by State, utility, and, where authorized, Federal
11 (other than NRC) decision makers.

12
13 The goal of the staff's environmental review, as defined in 10 CFR 51.95(c)(4) and in the GEIS,
14 is to determine:

15
16 ...whether or not the adverse environmental impacts of license renewal are so great that
17 preserving the option of license renewal for energy planning decisionmakers would be
18 unreasonable.

19
20 Both the statement of purpose and need and the evaluation criterion implicitly acknowledge that
21 there are factors, in addition to license renewal, that will ultimately determine whether an
22 existing nuclear power plant continues to operate beyond the period of the current operating
23 license.

24
25 NRC regulations (10 CFR 51.95[c][2]) contain the following statement regarding the content of
26 SEISs prepared at the license renewal stage:

27
28 The supplemental environmental impact statement for license renewal is not required to
29 include discussion of need for power or the economic costs and economic benefits of the
30 proposed action or of alternatives to the proposed action except insofar as such benefits
31 and costs are either essential for a determination regarding the inclusion of an alternative in
32 the range of alternatives considered or relevant to mitigation. In addition, the supplemental
33 environmental impact statement prepared at the license renewal stage need not discuss
34 other issues not related to the environmental effects of the proposed action and the
35 alternatives, or any aspect of the storage of spent fuel for the facility within the scope of the
36 generic determination in § 51.23(a) ["Temporary storage of spent fuel after cessation of
37 reactor operations—generic determination of no significant environmental impact"] and in
38 accordance with § 51.23(b).

1 The GEIS contains the results of a systematic evaluation of the consequences of renewing an
2 operating license and operating a nuclear power plant for an additional 20 years. It evaluates
3 92 environmental issues using the following three-level standard of significance—SMALL,
4 MODERATE, or LARGE—based on Council on Environmental Quality guidelines:

5
6 SMALL: Environmental effects are not detectable or are so minor that they will neither
7 destabilize nor noticeably alter any important attribute of the resource.

8
9 MODERATE: Environmental effects are sufficient to alter noticeably, but not to
10 destabilize important attributes of the resource.

11
12 LARGE: Environmental effects are clearly noticeable and are sufficient to destabilize
13 important attributes of the resource.

14
15 For 69 of the 92 issues considered in the GEIS, the analysis in the GEIS shows:

- 16
17 (1) The environmental impacts associated with the issue have been determined to apply either
18 to all plants or, for some issues, to plants having a specific type of cooling system or other
19 plant or site characteristics.
20
21 (2) A single significance level (i.e., SMALL, MODERATE, or LARGE) has been assigned to the
22 impacts (except for collective offsite radiological impacts from the fuel cycle and from high-
23 level waste and spent fuel disposal).
24
25 (3) Mitigation of adverse impacts associated with the issue has been considered in the analysis,
26 and it has been determined that additional plant-specific mitigation measures are likely not
27 to be sufficiently beneficial to warrant implementation.
28

29 These 69 issues were identified in the GEIS as Category 1 issues. In the absence of significant
30 new information, the staff relied on conclusions as amplified by supporting information in the
31 GEIS for issues designated Category 1 in 10 CFR Part 51, Subpart A, Appendix B, Table B-1.
32

33 Of the 23 issues not meeting the criteria set forth above, 21 are classified as Category 2 issues
34 requiring analysis in a plant-specific supplement to the GEIS. The remaining two issues,
35 environmental justice and chronic effects of electromagnetic fields, were not categorized.
36 Environmental justice was not evaluated on a generic basis and must also be addressed in a
37 plant-specific supplement to the GEIS. Information on the chronic effects of electromagnetic
38 fields was not conclusive at the time the GEIS was prepared.
39
40

Summary and Conclusions

1 This draft SEIS documents the staff's evaluation of all 92 environmental issues considered in
2 the GEIS. The staff considered the environmental impacts associated with alternatives to
3 license renewal and compared the environmental impacts of license renewal and the
4 alternatives. The alternatives to license renewal that were considered include the no-action
5 alternative (not renewing the ANO-1 operating license) and alternative methods of power
6 generation. Among the alternative methods of power generation, coal-fired and gas-fired
7 generation appear the most likely if the power from ANO-1 is replaced. These alternatives are
8 evaluated assuming that the replacement power generation plant is located at either the ANO-1
9 site or an unspecified "greenfield" site.
10

11 **9.1 Environmental Impacts of the Proposed Action -** 12 **License Renewal**

13
14 Entergy and the staff have established independent processes for identifying and evaluating the
15 significance of any new information on the environmental impacts of license renewal. Neither
16 Entergy nor the staff has identified any new issue applicable to ANO-1 that has a significant
17 environmental impact.
18

19 Neither Entergy nor the staff has identified any significant new information related to Category 1
20 issues that would call into question the conclusions in the GEIS. Therefore, the staff relies upon
21 the conclusions of the GEIS for all 69 Category 1 issues.
22

23 Entergy's license renewal application presents analyses of the Category 2 issues. The staff
24 has reviewed the Entergy analysis for each issue and has conducted an independent review of
25 each issue. Five Category 2 issues are not applicable because they are related to plant design
26 features or site characteristics not found at ANO-1. Four additional Category 2 issues are not
27 discussed in this SEIS because they are specifically related to refurbishment. Entergy (2000)
28 has stated that their evaluation of structures and components as required by 10 CFR 54.21 did
29 not identify any major plant refurbishment activities or modifications as necessary to support the
30 continued operation of ANO-1 beyond the end of the existing operating license. In addition, any
31 replacement of components or additional inspection activities is within the bounds of normal
32 plant component replacement and, therefore, is not expected to affect the environment outside
33 of the bounds of the plant operations evaluated in the *Final Environmental Statement Related to*
34 *Operation of Arkansas Nuclear Unit One* for ANO-1 (AEC 1973).
35

36 Twelve Category 2 issues, as well as environmental justice and chronic effects of electromag-
37 netic fields, are discussed in detail in this SEIS. Five of the Category 2 issues and
38 environmental justice apply to both refurbishment and to operation during the renewal term and
39 are only discussed in this SEIS in relation to operation during the renewal term. For all 12

1 Category 2 issues and environmental justice, the staff concludes that the potential
2 environmental effects are of SMALL significance in the context of the standards set forth in the
3 GEIS. In addition, the staff determined that a consensus has not been reached by appropriate
4 Federal health agencies that there are adverse effects from electromagnetic fields. Therefore,
5 no further evaluation of this issue is required. For severe accident mitigation alternatives
6 (SAMAs), the staff concludes that a reasonable, comprehensive effort was made to identify and
7 evaluate SAMAs. Although one cost beneficial SAMA was identified, the SAMA does not relate
8 to adequately managing the effects of aging during the period of extended operation and,
9 therefore, need not be implemented as part of license renewal pursuant to 10 CFR Part 54.

10
11 Mitigation measures were considered for each Category 2 issue. Current measures to mitigate
12 environmental impacts of plant operation were found to be adequate, and no additional
13 mitigation measures were deemed sufficiently beneficial to be warranted.

14
15 The following subsections discuss unavoidable adverse impacts, irreversible or irretrievable
16 commitments of resources, and the relationship between local short-term use of the
17 environment and long-term productivity.

18 19 **9.1.1 Unavoidable Adverse Impacts**

20
21 An environmental review conducted at the license renewal stage differs from the review
22 conducted in support of a construction permit because the plant is in existence at the license
23 renewal stage and has operated for a number of years. As a result, adverse impacts
24 associated with the initial construction have been avoided, have been mitigated, or have
25 occurred. The environmental impacts to be evaluated for license renewal are those associated
26 with refurbishment and continued operation during the renewal term.

27
28 The adverse impacts identified are considered to be of SMALL significance, and none warrants
29 implementation of additional mitigation measures. The adverse impacts of likely alternatives in
30 the event that ANO-1 ceases operation at or before the expiration of the current operating
31 license will not be smaller than those associated with continued operation of ANO-1, and they
32 may be greater for some impact categories in some locations.

33 34 **9.1.2 Irreversible or Irretrievable Resource Commitments**

35
36 The commitment of resources related to construction and operation of ANO-1 during its current
37 license period was made when the plant was built. The resource commitments to be
38 considered in this draft SEIS are associated with continued operation of the plant for an
39 additional 20 years. These resources include materials and equipment required for plant

Summary and Conclusions

1 maintenance and operation, the nuclear fuel used by the reactor, and, ultimately, permanent
2 offsite storage space for the spent fuel assemblies.

3
4 The most significant resource commitments related to operation during the renewal term are
5 the fuel and the permanent storage space. ANO-1 replaces approximately 60 fuel assemblies
6 during every refueling outage, which occurs on an 18-month cycle. Assuming no change in use
7 rate, about 800 spent fuel assemblies would be required for operation during a 20-year license
8 renewal period.

9
10 The likely power generation alternatives in the event ANO-1 ceases operation on or before the
11 expiration of the current operating license will require commitment of resources for construction
12 of the replacement plants as well as for fuel to run the plants.

13 14 **9.1.3 Short-Term Use Versus Long-Term Productivity**

15
16 An initial balance between short-term use and long-term productivity of the environment at the
17 ANO-1 site was set when the plant was approved and construction began. That balance is now
18 well established. Renewal of the ANO-1 operating license and continued operation of the plant
19 will not alter the existing balance, but it may postpone the availability of the site for other uses.
20 Denial of the application to renew the operating license will lead to shutdown of the plant and
21 will alter the balance in a manner that depends on subsequent uses of the site. For example,
22 the environmental consequences of turning the ANO-1 site into a park or an industrial facility
23 are quite different.

24 25 **9.2 Relative Significance of the Environmental Impacts of** 26 **License Renewal and Alternatives**

27
28 The proposed action is renewal of the operating license for ANO-1. Chapter 2 describes
29 ANO-1 and the environment in the vicinity of the plant. Chapters 4 through 7 discuss envi-
30 ronmental issues associated with renewal of the operating license. Environmental issues
31 associated with the no-action alternative and alternatives involving power generation are
32 discussed in Chapter 8.

33
34 The significance of the environmental impacts from the proposed action (approval of the
35 application for renewal of the operating license), the no-action alternative (denial of the
36 application), and alternatives involving coal-fired and gas-fired generation of power at the
37 ANO-1 site and an unspecified "greenfield site" are compared in Table 9-1. Continued use of
38 the ANO-1 once-through cooling system is assumed for Table 9-1. Substitution of a cooling
39 tower for the once-through cooling system in the evaluation of the coal-fired and gas-fired

generation alternatives would result in somewhat greater environmental impacts in some impact categories.

Table 9-1 shows that the significance of the environmental effects of the proposed action are SMALL for all impact categories. The alternative actions, including the no-action alternative, may have environmental effects in at least some impact categories that reach MODERATE or LARGE significance.

9.3 Staff Conclusions and Recommendations

The staff's preliminary recommendation is that the Commission determine that the adverse environmental impacts of license renewal for ANO-1 are not so great that preserving the option of license renewal for energy planning decisionmakers would be unreasonable. This recommendation is based on (1) the analysis and findings in the *Generic Environmental Impact Statement for License Renewal of Nuclear Power Plants*, NUREG-1437 (NRC 1996, 1999); (2) the Entergy ER (Entergy 2000); (3) consultation with other Federal, State, and local agencies; (4) the staff's own independent review; and (5) the staff's consideration of public comments received during the scoping process.

9.4 References

10 CFR Part 51, "Environmental protection regulations for domestic licensing and related regulatory functions."

10 CFR 51.20, "Criteria for and identification of licensing and regulatory actions requiring environmental impact statements."

10 CFR 51.23, "Temporary storage of spent fuel after cessation of reactor operations—generic determination of no significant environmental impact."

10 CFR 51.71, "Draft environmental impact statement—contents."

10 CFR 51.94, "Requirement to consider final environmental impact statement."

10 CFR 51.95, "Supplement to final environmental impact statement."

10 CFR Part 51, Subpart A, Appendix B, Table B-1, "Summary of Findings on NEPA Issues for License Renewal of Nuclear Power Plants."

Table 9-1. Summary of Environmental Significance of License Renewal, the No-Action Alternative, and Alternative Methods of Generation (Including a Combination of Alternatives), Assuming a Once-Through Cooling System

Impact Category	Proposed Action (License Renewal)	No-Action Alternative (Denial of Renewal)	Coal-Fired Generation		Gas-Fired Generation		Combination	
			ANO Site	"Greenfield Site"	ANO Site	"Greenfield Site"	ANO Site	"Greenfield Site"
Land Use	SMALL	SMALL	MODERATE	MODERATE to LARGE	SMALL to MODERATE	SMALL to MODERATE	SMALL to MODERATE	SMALL to MODERATE
Ecology	SMALL	SMALL	MODERATE	MODERATE to LARGE	MODERATE	SMALL to MODERATE	SMALL to MODERATE	SMALL to MODERATE
Water Quality — Surface Water	SMALL	SMALL	SMALL	SMALL to MODERATE	SMALL	SMALL to MODERATE	SMALL to MODERATE	SMALL to LARGE
Water Quality — Groundwater	SMALL	SMALL	SMALL	SMALL to LARGE	SMALL	SMALL to LARGE	SMALL to MODERATE	SMALL to MODERATE
Air Quality	SMALL	SMALL	MODERATE	MODERATE	MODERATE	MODERATE	SMALL to MODERATE	SMALL to MODERATE
Waste	SMALL	SMALL	MODERATE	MODERATE	SMALL	SMALL	SMALL to MODERATE	SMALL to MODERATE
Human Health	SMALL	SMALL	SMALL	SMALL	SMALL	SMALL	SMALL	SMALL
Socioeconomics	SMALL	MODERATE to LARGE	MODERATE	MODERATE to LARGE	SMALL to MODERATE	MODERATE to LARGE	SMALL to MODERATE	SMALL to MODERATE
Aesthetics	SMALL	SMALL	MODERATE to LARGE	MODERATE to LARGE	SMALL to MODERATE	SMALL to MODERATE	SMALL to MODERATE	SMALL to MODERATE
Historic and Archaeological Resources	SMALL	SMALL to MODERATE	SMALL	SMALL	SMALL	SMALL	SMALL	SMALL
Environmental Justice	SMALL	SMALL to MODERATE	MODERATE	SMALL to LARGE	SMALL to MODERATE	SMALL to MODERATE	SMALL to MODERATE	SMALL to MODERATE

1 10 CFR Part 54, "Requirements for renewal of operating licenses for nuclear power plants."

2
3 10 CFR 54.21, "Contents of application—technical information."

4
5 65 FR 13061, "Notice of Intent to Prepare an Environmental Impact Statement and Conduct
6 Scoping Process." March 10, 2000.

7
8 Entergy Operations, Inc. 2000. Letter from C. Randy Hutchinson, Vice President, Operations,
9 ANO, to U.S. Nuclear Regulatory Commission. Subject: License Renewal Application -
10 Arkansas Nuclear One, Unit 1. Dated January 31, 2000. (Contains the Entergy Environmental
11 Report [ER]).

12
13 National Environmental Policy Act of 1969, as amended, 42 USC 4321-4370d.

14
15 U.S. Atomic Energy Commission (AEC). 1973. *Final Environmental Statement related to*
16 *Operation of Arkansas Nuclear One Unit 1*. February 1973. Washington, D.C.

17
18 U.S. Nuclear Regulatory Commission (NRC). 1996. *Generic Environmental Impact Statement*
19 *for License Renewal of Nuclear Plants*, NUREG-1437, Washington, D.C.

20
21 U.S. Nuclear Regulatory Commission (NRC). 1999. *Generic Environmental Impact Statement*
22 *for License Renewal of Nuclear Plants, Main Report, Section 6.3 - Transportation, Table 9.1,*
23 *Summary of findings on NEPA issues for license renewal of nuclear power plants.*
24 NUREG-1437, Vol. 1, Addendum 1, Washington, D.C.

25
26 U.S. Nuclear Regulatory Commission (NRC). 2000a. *Summary of Site Audit to Support*
27 *Review of License Renewal Application of Arkansas Nuclear One, Unit 1*. Washington, D.C.,
28 Dated May 1, 2000.

29
30 U.S. Nuclear Regulatory Commission (NRC). 2000b. *Summary of Public Meeting to Discuss*
31 *the Environmental Scoping Process for Arkansas Nuclear One, Unit 1 License Renewal*
32 *Application*. Washington, D.C. Dated May 1, 2000.

33
34 U.S. Nuclear Regulatory Commission (NRC). 2000c. *Standard Review Plans for Environ-*
35 *mental Reviews for Nuclear Power Plants, Supplement 1: Operating License Renewal.*
36 NUREG-1555, Supplement 1, Washington, D.C.

Appendix A

**Reserved for Comments on the Draft Supplement
Environmental Impact Statement Related
to Entergy's Application for License
Renewal of Arkansas Nuclear One, Unit 1**

Appendix A

**Reserved for Comments on the Draft Supplement
Environmental Impact Statement Related
to Entergy's Application for License
Renewal of Arkansas Nuclear One, Unit 1**

Appendix B

Contributors to the Supplement

1
2
3
4
5

Appendix B

Contributors to the Supplement

The overall responsibility for the preparation of this supplement was assigned to the Office of Nuclear Reactor Regulation, U.S. Nuclear Regulatory Commission (NRC). The statement was prepared by members of the Office of Nuclear Reactor Regulation with assistance from other NRC organizations, the Pacific Northwest National Laboratory, Idaho National Engineering and Environmental Laboratory, and Lawrence Livermore National Laboratory.

Name	Affiliation	Function or Expertise
NUCLEAR REGULATORY COMMISSION		
Thomas J. Kenyon	Nuclear Reactor Regulation	Project Manager
Barry Zalzman	Nuclear Reactor Regulation	Section Chief
Robert S. Jolly	Nuclear Reactor Regulation	Environmental Specialist
Kimberly D. Leigh	Nuclear Reactor Regulation	Environmental Specialist
Robert L. Palla	Nuclear Reactor Regulation	Severe Accident Mitigation Alternatives
James H. Wilson	Nuclear Reactor Regulation	Ecology
Andrew J. Kugler	Nuclear Reactor Regulation	Severe Accident Mitigation Alternatives
PACIFIC NORTHWEST NATIONAL LABORATORY^(a)		
Eva Eckert Hickey		Task Leader
Charles A. Brandt		Terrestrial Ecology
Katherine Allen Cort		Socioeconomics
Paul L. Hendrickson		Land Use
Duane Neitzel		Aquatic Ecology
Paul R. Nickens		Cultural Resources
James V. Ramsdell, Jr.		Air Quality
Kathleen Rhoads		Radiation Protection
Michael J. Scott		Socioeconomics
Lance W. Vail		Water Use, Hydrology
Wayne Cosby, James Weber		Technical Editors
LAWRENCE LIVERMORE NATIONAL LABORATORY^(b)		
Gary Johnson		Geology Systems
Ken Zahn		Environmental Specialist
IDAHO NATIONAL ENGINEERING AND ENVIRONMENTAL LABORATORY^(c)		
Ken Moor		Bio-ecology
Joy Rempe		Severe Accident Mitigation Alternatives
Martin Sattison		Severe Accident Mitigation Alternatives

(a) Pacific Northwest National Laboratory is operated for the U.S. Department of Energy by Battelle Memorial Institute.

(b) Lawrence Livermore National Laboratory is operated for the U.S. Department of Energy by the University of California.

(c) Idaho National Engineering and Environmental Laboratory is operated for the U.S. Department of Energy by Bechtel

B&W Idaho, LLC.

Appendix C

**Chronology of NRC Staff Environmental Review Correspondence
Related to the Entergy Application for
License Renewal of Arkansas Nuclear One, Unit 1**

Appendix C

Chronology of NRC Staff Environmental Review Correspondence Related to the Entergy Application for License Renewal of Arkansas Nuclear One, Unit 1

January 31, 2000	Letter from Entergy Operations, Inc. (Entergy) submitting its application for renewal of the operating license for ANO-1.
February 4, 2000	Letter to Entergy acknowledging receipt of the application for renewal of the operating license for ANO-1.
February 11, 2000	Federal Register Notice (65 FR 7074), "Entergy Operations, Inc., Arkansas Nuclear One, Unit 1 — Notice of Receipt of Application for Renewal of Facility Operating License No. DPR-51 for an Additional Twenty Year Period."
February 28, 2000	Letter to Entergy stating that the application for renewal is acceptable and sufficient for docketing.
March 3, 2000	Federal Register Notice (65 FR 11609), "Entergy Operations, Inc., Arkansas Nuclear One, Unit 1; Notice of Acceptance for Docketing of the Application and Notice of Opportunity for a Hearing Regarding Renewal of License No. DPR-51 for an Additional Twenty-Year Period."
March 6, 2000	Letter to Entergy forwarding March 10, 2000 notice of intent to prepare an environmental impact statement and conduct scoping process for ANO-1.
March 7, 2000	Letter to Entergy forwarding the proposed schedule for the conduct of the ANO-1 license renewal review.
March 10, 2000	Federal Register Notice (65 FR 13061), "Entergy Operations, Inc., Arkansas Nuclear One, Unit 1; Notice of Intent to Prepare an Environmental Impact Statement and Conduct Scoping Process."
March 16, 2000	Memorandum to Cynthia Carpenter noticing the public environmental scoping meeting for ANO-1 on April 4, 2000.

Appendix C

1	March 17, 2000	Letter to J. Haney, Seminole Nation of Oklahoma, inviting members of
2		the tribe to participate in the scoping process relating to the NRC's
3		environmental review of the license renewal application for ANO-1.
4		
5	March 17, 2000	Letter to J. Henson, United Keetoowah Band of Cherokee Indians,
6		inviting members of the tribe to participate in the scoping process relating
7		to the NRC's environmental review of the license renewal application for
8		ANO-1.
9		
10	March 17, 2000	Letter to R. Perry Beaver, Muscogee (Creek) Nation of Oklahoma,
11		inviting members of the tribe to participate in the scoping process relating
12		to the NRC's environmental review of the license renewal application for
13		ANO-1.
14		
15	March 17, 2000	Letter to C. Smith, Cherokee Nation of Oklahoma, inviting members of
16		the tribe to participate in the scoping process relating to the NRC's
17		environmental review of the license renewal application for ANO-1.
18		
19	March 17, 2000	Letter to C. Tillman, Jr., Osage Tribal Council, inviting members of the
20		tribe to participate in the scoping process relating to the NRC's environ-
21		mental review of the license renewal application for ANO-1.
22		
23	March 17, 2000	Letter to G. Pyle, Choctaw Nation of Oklahoma, inviting members of the
24		tribe to participate in the scoping process relating to the NRC's environ-
25		mental review of the license renewal application for ANO-1.
26		
27	March 17, 2000	Letter to E. Rogers, Quapaw Tribal Business Council, inviting members
28		of the tribe to participate in the scoping process relating to the NRC's
29		environmental review of the license renewal application for ANO-1.
30		
31	March 17, 2000	Letter to LaRue Parker, Caddo Indian Tribe of Oklahoma, inviting mem-
32		bers of the tribe to participate in the scoping process relating to the
33		NRC's environmental review of the license renewal application for
34		ANO-1.
35		
36	April 1, 2000	Letter from Entergy providing corrections to the license renewal applica-
37		tion and environmental report, and information concerning severe
38		accident mitigation alternatives.
39		
40		

1	April 5, 2000	Letter from J. Wood providing comments on the scope of the
2		environmental review related to the relicensing of ANO-1.
3		
4	April 7, 2000	Letter from J. Wood providing comments on the scope of the
5		environmental review related to the relicensing of ANO-1.
6		
7	April 12, 2000	Letter to Entergy forwarding requests for additional information regarding
8		severe accident mitigation alternatives for ANO-1.
9		
10	April 17, 2000	Letter from Arkansas Department of Environmental Quality regarding
11		status of ANO-1 NPDES Permit No. AR0001392.
12		
13	April 26, 2000	Telecon summary regarding Category 1 environmental issues for ANO-1.
14		
15	April 30, 2000	E-mail from J. Wood providing comments on the scope of the
16		environmental review related to the relicensing of ANO-1.
17		
18	May 1, 2000	Memorandum to C. Carpenter summarizing the April 4, 2000 environ-
19		mental public scoping meetings held in support for the review of the
20		license renewal application.
21		
22	May 1, 2000	Memorandum to C. Carpenter summarizing the ANO-1 site audit con-
23		ducted on April 3 – 6, 2000 to support of the environmental review for the
24		license renewal application.
25		
26	May 15, 2000	Letter from R. Cast regarding the disturbance of potential archeological
27		and historic sites at ANO.
28		
29	June 5, 2000	Letter to Entergy requesting additional information on the ANO-1 Environ-
30		mental Report.
31		
32	June 6, 2000	Letter to J. Wood regarding his comment on emergency planning for the
33		ANO-1 nuclear facility.
34		
35	June 16, 2000	Letter to J. Wood acknowledging receipt of his comments on the ANO-1
36		license renewal application.
37		
38	June 26, 2000	Letter from Entergy submitting responses to requests for additional
39		information.
40		

Appendix C

1	July 31, 2000	Letter from Entergy submitting responses to requests for additional
2		information.
3		
4	August 10, 2000	Letter to C. Slater regarding observations made during the April 2000 site
5		audit.
6		
7	August 10, 2000	Letter to R. Cast regarding observations made during the April 2000 site
8		audit.
9		
10	August 21, 2000	Letter to Entergy forwarding the Environmental Impact Statement
11		Scoping Report for ANO-1.
12		
13	September 21, 2000	Letter from Entergy addressing actions taken to control activities that
14		could adversely affect archeological and historic sites at the ANO site.
15		

1
2
3
4
5

Appendix D

Organizations Contacted

Appendix D

Organizations Contacted

During the course of the staff's independent review of environmental impacts from operations during the renewal term, the following Federal, State, regional, and local agencies were contacted:

Arkansas Archaeological Survey, Arkansas Tech University, Russellville, Arkansas

Arkansas Department of Environmental Quality, Little Rock, Arkansas

Arkansas River Valley Regional Library, Russellville, Arkansas

Goodin Cliff Associates Realtors, Russellville, Arkansas

Pope County Collector, Russellville, Arkansas

Pope County Chief Deputy, Russellville, Arkansas

Pope County Treasurer, Russellville, Arkansas

Russellville Housing Authority, Russellville, Arkansas

Russellville Realty, Russellville, Arkansas

State of Arkansas Department of Human Services, Russellville, Arkansas

Salvation Army, Russellville, Arkansas

U.S. Army Corps of Engineers, Lake Dardanelle Dam, Russellville, Arkansas

U.S. Army Corps of Engineers, Little Rock Arkansas

Appendix D

- 1 U.S. Department of the Interior, National Park Service, Long Distance Trails Office, Santa Fe,
- 2 New Mexico
- 3
- 4 U.S. Fish and Wildlife Service, Conway, Arkansas

1
2
3
4
5

Appendix E

Selected Correspondence

Appendix E

Selected Correspondence

The following selected correspondence was prepared and sent or obtained during the evaluation of the application for renewal of the operating license for Arkansas Nuclear One, Unit 1 (ANO-1):

- Arkansas Department of Environmental Quality (ADEQ) cover letter, dated April 17, 2000, discussing status of NPDES permit for ANO.
- U.S. Fish and Wildlife Service (FWS) letter, dated June 30, 2000, stating that no federally-listed, or proposed, threatened, or endangered species are currently known in the area of the ANO site.
- U.S. Nuclear Regulatory Commission to Arkansas State Historic Preservation Officer, dated August 10, 2000, discussing findings from the ANO site audit regarding the renewal of the ANO-1 license. This letter includes a letter to the Historic Preservation Officer for the Caddo Tribe of Oklahoma, dated August 10, 2000, discussing the ANO-1 site audit regarding the renewal of the ANO-1 license (Enclosure 2).
- Entergy Operations, Inc. letter addressing actions taken to control activities that could affect archeological and historic sites at the ANO site.

Appendix E

1



April 17, 2000

Cynthia Carpenter, Chief
Generic Issue, Environmental, Financial and Rulemaking Branch
U.S. Nuclear Regulatory Commission
MS 0-11-F-1
Washington, DC 20555

RE: NPDES Permit AR0001392
Entergy Operations, Inc.
Arkansas Nuclear One
1448 S.R. 333
Russellville, Arkansas 72801

Dear Ms. Carpenter:

On April 3, 2000, Ms. Kim Leigh, Mr. Duane Nertzelt and Mr. Michael Prock met with Joe Williford and myself to discuss the operations of Arkansas Nuclear One.

In this meeting a letter was asked to be sent to you regarding the status of the permit and its compliance. A review of our records indicated that NPDES permit No. AR0001392 is currently in good standing and revealed the facility is in compliance with these regulations.

Should you have any questions, feel free to call me at (501) 682-0638.

Sincerely,

A handwritten signature in black ink, appearing to read "Lori A. Hudman", is written over a horizontal line.

LORI ANN HUDMAN
Administrative Assistant
NPDES Enforcement Section



IN REPLY REFER TO:

United States Department of the Interior

FISH AND WILDLIFE SERVICE

1500 Museum Road, Suite 105

Conway, Arkansas 72032

Tel.: 501/513-4470 Fax: 501/513-4480

June 30, 2000

Pacific Northwest National Laboratory

Attn: Dr. Charles Brandt

P.O. Box 999

Richland, Washington 99352

Dear Dr. Brandt:

The Fish and Wildlife Service has reviewed the information supplied in your letter dated June 13, 2000 concerning the license renewal for Arkansas Nuclear One, Unit 1 nuclear plant in Pope County, and its associated transmission lines in Conway, Logan, Pope, and Yell Counties, Arkansas. Our comments are submitted in accordance with the Endangered Species Act (87 Stat. 884, as amended 16 U.S.C. 1531 et seq.).

No federally listed or proposed threatened or endangered species are currently known to occur in the project area. Therefore, no further consultation in accordance with the Endangered Species Act is required.

We appreciate your interest in the preservation of endangered species. If you have any questions, please contact Elizabeth Stafford at (501) 513-4483.

Sincerely,

Allan J. Mueller
Field Supervisor

00-635



UNITED STATES
NUCLEAR REGULATORY COMMISSION
WASHINGTON, D.C. 20555-0001

August 10, 2000

Cathy Buford Slater
Arkansas State Historic Preservation Officer
State Historic Preservation Office
1500 Tower Building, 323 Center
Little Rock, AR 72201

Dear Ms. Slater:

The Nuclear Regulatory Commission (NRC) is in the process of developing a supplemental Environmental Impact Statement (EIS) in support of Entergy Operations, Inc.'s (Entergy) application for license renewal of Arkansas Nuclear One Unit 1 (ANO-1) dated January 31, 2000. From April 3 through April 6, 2000, the NRC and its contractor, Pacific Northwest National Laboratories (PNNL), conducted a site audit as part of this review. The primary goal of the site audit was to review documentation and gather information to ensure that the environmental requirements necessary to support license renewal are met.

Entergy indicated that the archeological sites identified in the ANO-1 Environmental Report were limited to those that were identified by the Arkansas State Historic Preservation Office (ASHPO). During the audit, the review team's investigation of potential archeological sites at the ANO-1 site revealed that there were other sites of potential historic value on the ANO-1 property that were not identified in the license renewal application. These sites do not appear to be tracked by the applicant. In addition, the staff identified information that conflicted with information provided to the NRC relating to the location of certain sites that were identified in the Environmental Report submitted with the license renewal application. The staff has been told that there is a possibility that one of the identified sites may have been disturbed about 10 years ago during the construction of the General Services Building.

Also, Entergy recently implemented a reforestation program at the ANO site that, based on the staff's observation, disturbed some of the potential archeological sites not identified in the application. In addition, the staff notes that some of the newly-planted trees may require eventual removal to conform the site to NRC requirements. Removal of these trees has the potential to further disturb some of these sites. Enclosure 1 is a detailed report of the observations of the archeologist who was present during the site visit.

The staff has determined that the activities by Entergy described here are relevant to current ANO-1 operation, and therefore, will be dispositioned under the current reactor oversight process. We are forwarding this information to make you aware that these sites of potential historic value have or may have been disturbed, and are possibly not being tracked by Entergy. In addition, as part of the scoping process that was implemented to support development of the supplemental EIS, the staff received a letter from Mr. Robert Cast, Historic Preservation Officer for the Caddo Tribe of Oklahoma (Enclosure 2), who requests additional information on this matter. Attachment 3 is the NRC's response to his May 15, 2000, letter.

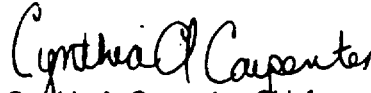
1

Ms. Cathy Buford Slater

-2-

If you have any questions related to the staff's environmental review in support of license renewal, please contact the ANO-1 Environmental Project Manager, Thomas Kenyon, at (301) 415-1120. If you have any questions concerning ANO-1 current operational activities, please contact the ANO-1 Operating Plant Project Manager, William D. Reckley, at (301) 415-1323.

Sincerely,



Cynthia A. Carpenter, Chief
Generic Issues, Environmental, Financial
and Rulemaking Branch
Division of Regulatory Improvement Programs
Office of Nuclear Reactor Regulation.

Enclosures: As stated

cc:

Mr. George McCluskey
Senior Archeologist
State Historic Preservation Office
1500 Tower Building, 323 Center
Little Rock, AR 72201

Dr. Ann Early
State Archeologist
Arkansas Archaeological Survey
2475 North Hatch
Fayetteville, AR 72704

PNNL Letter Report
Prepared for Task No. 7 Under

**PILOT PLANT AND OWNERS GROUP LICENSE REVIEW ACTIVITIES
AND ENVIRONMENTAL REVIEW OF APPLICATIONS**
NRC Project JCN J-2442
PNNL Project 27487

Purpose

The purpose of this technical letter is to report observations resulting from a site visit to the Arkansas Nuclear One plant site, located in Pope County, Arkansas, just west of the city of Russellville. During this site visit, associated baseline information was compiled as well as a brief field reconnaissance of the facility site in which recent ground disturbing activities were noted which resulted in significant damage to prehistoric and historic cultural resource properties.

Background

The Russellville Station of the Arkansas Archaeological Survey conducted an archaeological reconnaissance survey of the ca. 1100-acre plant site in the summer of 1969 (Cole 1969). Construction of the plant had begun in 1968; therefore the areas of ground disturbance for the facilities themselves could not be surveyed. Reconnaissance inspection of the remainder of the plant site resulted in the identification and recording of five prehistoric archaeological properties – designated 3PP62-66. None of the numerous historic period properties that occur within the site boundaries (see discussion below) was recorded by the 1969 field effort, including the fenced May Cemetery that has more than 100 interments. Of note, although not recorded as historic properties in 1969, the May Cemetery and about 20 historic homesteads are shown on the individual sketch maps appended to the Site Survey Forms completed for the five prehistoric properties.

The results of the 1969 survey of areas outside the construction zones were incorporated into the Final Environmental Impact Statement for Arkansas Nuclear One, Unit 1 (AEC 1973). Because the major construction activities were already underway or had been completed, the conclusion was that there would be no adverse effect on the recorded cultural resource properties.

The issue of cultural resource properties at the ANO Site apparently was not raised again until the past two years as part of the relicensing effort for the nuclear facility. A 3/30/98 letter from the Arkansas State Historic Preservation Officer (SHPO) to FTN Associates reports that "five archaeological sites (3PP62, 3PP63, 3PP65, 3PP66, and the May Cemetery) are located within the ANO property boundary" (Slater 1998). Of note is the fact that 3PP64, recorded during the 1969 survey, has been dropped from the list, and the cemetery, not recorded in 1969, has been added. The omission of 3PP64 appears to be an administrative oversight as the property is still carried on the Arkansas Archaeological Survey site file at the Research Station at Arkansas Tech University.

Enclosure 1

1

The 3/10/98 SHPO letter further states: "All five of these sites *are* potentially eligible for inclusion on the National Register of Historic Places. Other unknown archaeological sites may also be present." [emphasis added]

Recent Impacts to Cultural Resource Properties at ANO

In conjunction with the development of an Environmental Impact Statement for the ANO relicensing application, a site visit was conducted by the Nuclear Regulatory Commission (NRC) and a team of environmental specialists from the Pacific Northwest National Laboratory (PNNL) in early April 2000. Part of the site visit involves the opportunity for the scientists addressing individual resource areas to gather baseline information that is required to evaluate whether or not the proposed action will have an adverse effect on that particular resource area.

Review of the existing information for both known and potential cultural resources at the ANO site confirmed the presence of the five archaeological properties recorded in 1969, and further yielded information that as many as 35 or more additional historic period properties may exist within the site boundaries. The potential property locations were taken from soil and topographic maps dating 1913, 1940, and 1963. These potential properties include about 35 homesteads, in addition to the cemetery and historic trails/roads. Historic records indicate that some of these homesteads may date as early as the 1830s.

The site visit also revealed recent (within the past few weeks) and widespread disturbance to several hundred acres of land within the ANO property boundary that involved extensive remedification of the ground surface. These activities included removal and piling of existing woody vegetation, plowing or furrowing of the soil, and replanting of pine trees. In terms of potential for disturbance to cultural resource properties, the impacts involved were significant in that heavy equipment was involved, along with extensive disturbance of the surface and to a depth of probably 30 cm. or more (Photo 1).

During brief inspection of the impacted areas during the April site visit, considerable impacts to archaeological and historic properties were observed. Although extremely limited, the observations indicated at least five unrecorded historic period homesteads that had been plowed, including foundations, material culture dumps, and outbuildings (Photos 2, 3, and 4). In addition, two of the "potentially-eligible" archaeological properties recorded in 1969, 3PP63 and 3PP65 are located in the impact zone (Photos 2 and 4). Based on a comparison of the map locations of the historic homesteads and the areas disturbed during the reforestation activities, there are several other unrecorded historic properties located within the impact zone.

An additional impact to one of the previously recorded archaeological properties was brought to the attention of the visiting environmental review team when it was disclosed that the ANO office building may have been built on top of 3PP66 about 10 years ago. As noted above, this archaeological property is still being carried in the SHPO site files as one "potentially eligible for inclusion in the National Register of Historic Places." However, review of the 1969 field survey results casts some doubt on this situation since 3PP66 was originally recorded as being south of and outside of the ANO property line, meaning it may lie between the building and the edge of Lake Dardanelle. Consequently, whether or not this archaeological property still exists in an undisturbed condition remains to be determined.

Conclusions

Numerous prehistoric and historic period cultural resource properties exist within the 1100-acre ANO plant site. The number easily exceeds 40 individual properties. The 1969 archaeological survey was limited in scope and coverage, restricting recording efforts to only prehistoric properties even though the surveyors noted the locations of numerous historic ones. None of the cultural resource properties at ANO, recorded or known but unrecorded, has been completely recorded nor evaluated for National Register of Historic Places eligibility.

Significant and damaging impacts occurred at many of these properties as a result of the surface disturbance associated with the reforestation program. Although the actual amount of damage to archaeological contexts has not been quantified, it is substantial.

References Cited

Cole, Kenneth W. 1969. "Archaeological Survey of the Arkansas Power and Light company Nuclear Power Plant construction Area, Pope County, Arkansas, 1969. Arkansas Archaeological Survey, University of Arkansas Museum, Fayetteville, AR.

U.S. Atomic Energy Commission. 1973. "Final Environmental Impact Statement related to the Arkansas Nuclear One Unit 1, Arkansas Power and Light Company, Docket No. 50-313.

Slater, Cathy Buford. 1998. Letter to Dr. Gary E. Tucker, FTN Associates, Ltd. Arkansas Historic Preservation Program, Little Rock, AR.

Photo Captions

Photo 1: This photo indicates the widespread nature of the surface disturbance that resulted from the vegetation clearing and surface plowing. It was taken, looking west, along the northern side of Highway 333, in the northern sector of the plant site.

Photo 2: This photo depicts disturbance to an unrecorded historic homestead, located along the north side of Highway 333. Damage to the foundation is apparent, along with considerable disturbance of historic period artifacts. Previously recorded archaeological property 3PP65 is located on the ridge just north of this homestead in a similarly plowed area.

Photo 3: This photo shows an undisturbed fruit or storm cellar at a homestead about ¼-mile west of the one shown in Photo 2. Not evident in the foreground, but out of the view are the plowed remains of the habitation and artifact dump associated with the cellar.

Photo 4: This photo was taken along the eastern side of the plant access road, just south of the intersection with Highway 333 and north of the plant's meteorological tower. A former historic homestead is located in the vicinity of the tall trees, and archaeological property 3PP63 is located just over the rise, looking between the two trees.



Photo 1



Photo 2

1

Appendix E

1

2

3

4

5

6

7

8

9

10

11

12

13

14

15



Photo 3

16

17

18

19

20

21

22

23

24

25

26

27

28

29

30

31

32




Photo 4

33

34

35

1



CADDO TRIBE OF OKLAHOMA

Cultural Preservation Department

Post Office Box 487

Binger, Oklahoma 73009

405-656-2901 405-656-2344

Fax # 405-656-2892

May 15, 2000



Mr. Thomas J. Kenyon
Senior Project Manager
Office of Nuclear Reactor Regulation
United States Nuclear Regulatory Commission
Washington, D.C. 20555-0001

Re: *Entergy Operations Inc., Arkansas Nuclear One Unit 1, Summary of Site Audit to Support Review of License Renewal Application of Arkansas Nuclear One Unit 1.*

Dear Mr. Kenyon:

Of the five issues addressed by the environmental review team during the ANO-1 site visit, the Caddo Tribe of Oklahoma is most concerned with point number five relating to the archeological sites at the ANO-1 site. Arkansas, and specifically this area, has the potential to produce many important historic properties. We are also concerned with the subsurface disturbance to any of these properties. The Caddo Tribe of Oklahoma has had a long history in the state of Arkansas. We ask that as a condition of this and any future permits that the area be surveyed for archeological and historic properties and that any areas of disturbance be reported to the Arkansas Historic Preservation Officer and to the Caddo Tribe of Oklahoma.

Under 36 CFR 800.6(a) it is the duty of the Agency official to "consult with the SHPO/THPO and other consulting parties, including Indian tribes and Native Hawaiian organizations, to develop and evaluate alternatives or modifications to the undertaking that could avoid, minimize or mitigate adverse effects on historic properties." It is very disturbing to hear from your letter of May 1, 2000, that the reforestation program at the site, "disturbed some of the sites". How so, and what kind of action will the NRC take to make sure this will not happen again? Has a site damage assessment of the area been done? Is there a Historic Properties Management Plan for the area? What does 'some' mean? We look forward to a timely response to these questions. Thank you for your time and consideration.

Sincerely,

Robert Cast
Historic Preservation Officer
Caddo Tribe of Oklahoma

Enclosure 2



UNITED STATES
NUCLEAR REGULATORY COMMISSION
WASHINGTON, D.C. 20555-0001

August 10, 2000

Mr. Robert Cast
Historic Preservation Officer
Cultural Preservation Department
Caddo Tribe of Oklahoma
PO Box 487
Binger, Oklahoma 73009

Dear Mr. Cast:

**SUBJECT: LETTER REGARDING ARKANSAS NUCLEAR ONE UNIT 1 SITE AUDIT
SUMMARY**

Thank you for your May 15, 2000, letter expressing concern with the NRC staff's observations of the reforestation program implemented at the Arkansas Nuclear One Unit 1 (ANO-1) site that disturbed archeological sites and sites of potential historic value. Although the letter was dated beyond the closing date of the comment period for scoping, the comments in your letter will be included in the Environmental Scoping Summary Report for ANO-1, and will be considered during the development of the plant's Supplemental Environmental Impact Statement. We are adding you to the service list for the environmental license renewal review to ensure that you are apprised of the results of the staff's environmental review being performed to support the license renewal of ANO-1.

The staff has determined that the activities by Entergy described here are relevant to current ANO-1 operation, and therefore, will be dispositioned under the current reactor oversight process. We will notify the Arkansas SHPO of Entergy's activities, describe the disturbed sites that the staff observed, and discuss the other related concerns identified during the April site audit. In addition, the staff will forward your letter to the Arkansas SHPO along with a detailed report by the archeologist who made the observations. The information provided to the Arkansas SHPO will address some of the questions raised in your May 15, 2000, letter. You will receive a copy of this letter under separate cover.

As you were not present at the scoping meeting held last April, I am providing some background information explaining the license renewal process (see enclosed). If you have

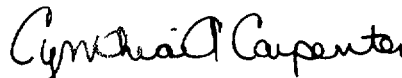
1

Mr. Robert Cast

-2-

any questions concerning this matter, please contact the ANO-1 Environmental Project Manager, Thomas J. Kenyon, at (301) 415-1120. If you have any questions concerning ANO-1 current operational activities, please contact the ANO-1 Operating Plant Project Manager, William D. Reckley, at (301) 415-1323.

Sincerely,



Cynthia A. Carpenter, Chief
Generic Issues, Environmental, Financial
and Rulemaking Branch
Division of Regulatory Improvement Programs
Office of Nuclear Reactor Regulation.

Enclosure: As stated

cc w/o encl: See next page

TIP 1 -- License Renewal

Introduction

Based on the Atomic Energy Act, the Nuclear Regulatory Commission (NRC) issues licenses for commercial power reactors to operate for up to 40 years and allows these licenses to be renewed for another 20 years. A 40-year license term was selected on the basis of economic and antitrust considerations—not technical limitations.

The first 40-year operating license will expire in the year 2006. Approximately 10 percent of the 102 remaining operating plants will expire by the end of the year 2010, and more than 40 percent will expire by the year 2015. The decision whether to seek license renewal rests entirely with nuclear power plant owners, and will be based on the plant's economic situation and whether it can meet NRC requirements.

The NRC has established a license renewal process that can be completed in a reasonable period of time with clear requirements to assure safe plant operation for an additional 20 years of plant life.

Background

In 1982, the NRC held a workshop on nuclear power plant aging in anticipation of the interest in license renewal. The results of the workshop led the NRC to establish a comprehensive program for Nuclear Plant Aging Research. Based on the results of that research, a technical review group concluded that many aging phenomena are readily manageable and do not pose technical issues that would preclude life extension for nuclear power plants. In 1986, the NRC published a request for comment on a policy statement addressing major policy, technical and procedural issues related to life extension.

In 1991, the NRC published the license renewal rule as 10 CFR Part 54. The NRC then undertook a demonstration program to apply the rule to pilot plants and develop experience to establish implementation guidance. To establish a scope of review, the rule defined *age-related degradation unique to license renewal*. However, during the demonstration program, the NRC found that many aging effects arise and are dealt with during the initial license period. In addition, the NRC found that the review did not allow sufficient credit for existing programs, particularly the maintenance rule, which also helps manage plant aging phenomena.

As a result, in 1995 the NRC amended the license renewal rule. The amended Part 54 established a regulatory process that is more efficient, more stable and more predictable than the previous license renewal rule. In particular, Part 54 was clarified to focus on managing the adverse effects of aging. The rule changes were intended to ensure that important systems, structures and components will continue to perform their intended function during the 20-year period of extended operation.

NRC's responsibilities under the National Environmental Policy Act call for a review of the environmental impact of license renewal. In parallel with aging efforts, the NRC pursued a separate rulemaking, 10 CFR Part 51, to focus the scope of review of environmental issues.

Renewal Process

The license renewal process proceeds along two tracks- technical reviews of safety issues and environmental issues. As previously described, the requirements for these reviews are contained in NRC regulations, 10 CFR Parts 54 and 51, respectively. The applicant must provide NRC an evaluation that addresses the technical aspects of plant aging and describes the ways those effects will be managed. It must also prepare an evaluation of the potential impact on the environment if the plant operates for another 20 years. The NRC reviews the application and verifies the safety evaluations through inspections. Public participation is an important part of the license renewal process. There are several opportunities for members of the public to question how aging will be managed during the period of extended operation. Information provided by the licensee is made available to the public. A number of public meetings are held by the NRC, and NRC evaluations, findings and recommendations are published when completed. Concerns may be litigated in a formal adjudicatory hearing if any party that would be adversely affected requests a hearing. In addition, members of the public may petition the Commission for consideration of issues other than the management of the effects of aging during the period of extended operation of the plant.

A nuclear power plant licensee may apply to the NRC to renew its license as early as 20 years or as late as five years before expiration of its current license. License renewal is expected to take 30 months, including the time to conduct an adjudicatory hearing, if necessary. Upon receipt of a license renewal application, the review is conducted according to the following steps :

- Notice that an application has been tendered for a renewed license is published in the *Federal Register*
- Notice of opportunity for hearing published in the *Federal Register*
- NRC staff complete acceptance review and docketing of the application
- Notice of intent to seek public comments for environmental impact statement (EIS) published in the *Federal Register*
- Affected parties and interested persons file hearing request
- Atomic Safety and Licensing Board (ASLB) panel appointed
- Public Meeting & environmental scoping
- End environmental scoping comment period
- Petitioner files proposed issues to be addressed in a hearing with the ASLB
- NRC staff issue request for additional information with safety questions on the content of the application, if necessary
- ASLB ruling on intervention
- NRC staff issue request for additional information for environmental questions, if necessary
- Applicant submits responses to safety questions from the additional information, if necessary

Appendix E

1

- 3 -

- Applicant submits response to environmental questions from the additional information, if necessary
- NRC staff issue safety evaluation report and identify open items or license conditions
- NRC staff issue draft environmental impact statement for comment
- Public meeting to discuss draft environmental impact statement
- End draft environmental impact statement comment period
- Applicant completes responses to safety evaluation open items
- NRC staff issues safety evaluation report supplement and final environmental impact statement
- Review of the safety evaluation report by the Advisory Committee for Reactor Safeguards
- Complete ASLB hearing
- ASLB Initial Decision
- Commission decision absent any petition for review, or
- Commission decision on any petition for review

Environmental Reviews

The NRC identified nearly 100 potential impacts to the human environment as a result of renewing a license. All nuclear plants affect the environment in similar ways, although we recognize that each location is unique and may have unique problems. To streamline the license renewal process, the NRC resolved a large number of these potential impacts on a generic basis. In addition, each plant must examine those potential impacts that are unique to its design, location or other circumstances where the NRC could not arrive at a generic conclusion.

Environmental protection regulations were revised in December 1996, to facilitate the environmental review for license renewal. The Generic Environmental Impact Statement (GEIS) for License Renewal of Nuclear Plants, NUREG-1437, Volumes 1 and 2, examines the possible environmental impacts associated with renewing licenses of nuclear power plants. For each type of environmental impact, the GEIS attempts to establish generic findings that are applicable to all nuclear power plants. Thus, an applicant for license renewal may incorporate these generic findings in an environmental report, provided there is no new and significant information to change these findings, and address only those environmental impacts that are required to be evaluated on site-specific basis.

The NRC performs reviews of environmental impacts of license renewal in accordance with National Environmental Policy Act and the requirements of 10 CFR Part 51. A public meeting is held near the nuclear power plant seeking renewal to identify the scope of the environmental review specific to the plant. The result of the staff review is an NRC recommendation on the environmental acceptability of the license renewal action. This is commonly known as a draft

plant-specific supplement to the GEIS, which is published for public comment. The staff discusses results of its review at a separate public meeting. After consideration of comments on the draft, the NRC prepares and publishes a final plant-specific supplement to the GEIS.

In August 1999, the Commission issued Addendum 1 of the GEIS and amended Part 51 to address the impacts associated with the transportation of high-level waste. This change to the regulations resulted in a generic conclusion regarding the environmental impacts.

In February 2000, the NRC issued an environmental standard review plan (NUREG-1555, Supplement 1) to provide guidance on how the environmental portions of renewal applications are to be reviewed. The NRC also developed a regulatory guide (DG-4005), that identifies the format and content of environmental reports that accompany license renewal applications. The draft guide was issued for public comment in July 1998, and a final version of the guide is scheduled to be published in 2000.

Safety Reviews

License renewal requirements for power reactors are based on two key principles:

1. That operating plants will continue to maintain adequate levels of safety during the plant's life under requirements of their original licenses. A possible exception may be the detrimental effects of aging on certain systems, structures and components, and possibly a few other issues that arise only during the period of extended operation, and
2. That each plant's licensing basis is required to be maintained during the renewal term.

Applicants are required to identify all plant systems, structures and components that are safety-related, or whose failure could affect safety-related functions, and that are relied on to demonstrate compliance with the NRC's regulations for fire protection, environmental qualification, pressurized thermal shock, anticipated transients without scram, and station blackout.

The applicant must review all systems, structures and components within the scope of the rule to identify "passive" and "long-lived" structures and components. It must be demonstrated that the effects of aging will be managed in such a way that the intended functions of those structures and components will be maintained for the period of extended operation. Passive and long-lived structures and components include components such as the reactor vessel, reactor coolant system piping, steam generators, the pressurizer, pump casings, and valve bodies.

The detrimental aging effects in active components are more readily detected and corrected by routine surveillance, performance indicators and maintenance. Surveillance and maintenance programs for active components are required throughout the period of extended operation. Active components include equipment such as motors, diesel generators, and cooling fans; and electrical equipment such as batteries, relays, and switches.

For some passive structures and components within the scope of the renewal evaluation, no additional action may be required where the applicant can demonstrate that the existing programs provide adequate aging management throughout the period of extended operation.

However, if additional aging management activities are warranted for a structure or component within the scope of the rule, applicants will have to establish a new aging management program or an augmented existing program to manage the effects of aging.

Another requirement for license renewal is the identification and updating of time-limited aging analyses. During the design phase for a plant certain assumptions about the length of time the plant will be operated are made and incorporated into design calculations for several of the plant's systems, structures, and components. Under a renewed license, an applicant can demonstrate that (1) the original analyses remain valid for the period of extended operation, (2) the analyses have projected to the end of the period of extended operation, or (3) the effects of aging on the intended function(s) will be adequately managed for the period of the extended operation.

The NRC staff is continuing development of implementation guidance for the license renewal rule with input from interested stakeholders. A draft Generic Aging Lessons Learned (GALL) report was prepared and made publicly available. The report documents the basis for determining when existing programs are adequate and when existing programs should be augmented for license renewal. A public workshop was conducted on December 6, 1999, to discuss the approach for the report and its contents. The GALL report is currently under review and will be referenced in an update of the draft standard review plan for license renewal as the basis for identifying those programs that warrant particular attention during the staff's review of a license renewal application.

In 1996, the NRC developed a draft regulatory guide for the format and content of the safety aspects of a license renewal application. This guide proposes to endorse an implementation guideline prepared by the Nuclear Energy Institute as an acceptable method of implementing the license renewal rule. The NRC will include changes to the guide and standard review plan as generic renewal issues are resolved, as well as other changes resulting from lessons learned and process improvements identified during the review of the initial renewal applications. The NRC plans to issue the draft GALL report, Standard Review Plan and Regulatory Guide for public comments in August 2000.

Inspections

The NRC has developed inspection guidance and inspection procedures for use in the safety review of license renewal applications. Inspection Manual Chapter 2516 and Inspection Procedure 71002 provide the basic guidance for license renewal inspections. The NRC is revising these procedures to incorporate the lessons learned during the implementation of the inspection program in review of the first two applications.

License renewal inspections take place before the approval of an application for a renewed license to verify that an applicant meets the requirements of the rule and has implemented license renewal programs and activities consistent with their license renewal application and the NRC's safety evaluation report.

The primary objectives of license renewal inspections are to review the documentation and effectiveness of an applicant's license renewal program and to verify that there is reasonable assurance that the effects of aging will be adequately managed.

Hearings

The Commission has issued a policy statement clearly describing its expectations with regard to the conduct of adjudicatory proceedings, with particular expectations for license renewal (*Federal Register* Vol. 63, page 41872, August 5, 1998). The Commission expects that hearings be conducted on an efficient and reliable schedule—imposed by order, as necessary and appropriate—while ensuring fair resolution of contested issues. In addition, there should be timely identification of any open generic policy issues for Commission decision and effective integration of the review of technical issues into the adjudicatory process.

Industry Activities

The industry's past approach to license renewal was to submit technical reports on particular topics for staff approval instead of submitting a complete license renewal application. This approach, along with compilations of past aging research programs, established a foundation of technical information that licensees can use to evaluate the feasibility of license renewal and later reference in a license renewal application.

The Babcock & Wilcox Owners Group, representing five operating B&W plants, has formulated a generic license renewal program. The B&W Owners Group has submitted generic license renewal reports on the reactor coolant system piping, the pressurizer, the reactor pressure vessel, and reactor vessel internals. The Westinghouse Owners Group also has programs for license renewal and has submitted technical reports on the aging management activities for the reactor coolant system supports, the pressurizer, the Class I piping, the containment structure, and the reactor vessel internals. The Boiling Water Reactor Owners Group is currently concentrating its efforts on reports related to the reactor vessel internals program.

Industry representatives also participate in working groups and technical committees, coordinated by the Nuclear Energy Institute, to address generic technical and process issues, and to develop additional guidance related to scoping and aging management programs. The NRC has established a formal feedback process by which the resolution of the generic renewal issues and lessons learned during the review of the initial renewal applications is documented and included in revisions to the implementation guidance. This process identified "credit for existing programs in license renewal" (SECY-99-148) as a policy issue that warranted Commission involvement. The resolution of this issue, as well as the development of improved guidance from other renewal lessons, is expected to improve the efficiency of future renewal reviews.

Plant Applications

Baltimore Gas and Electric Company submitted the first license renewal application for its two Calvert Cliffs units in April 1998. The NRC issued a draft safety evaluation report in March 1999, and a final safety evaluation report in November 1999. Renewal inspections were completed. The Commission issued the renewed license based on staff recommendations on March 23, 2000, extending the license to 2034 for Unit 1 and 2036 for Unit 2.

Duke Energy Corporation submitted a license renewal application for its three Oconee units in July 1998. The NRC issued a draft safety evaluation report in June 1999, and a final safety

evaluation report in February 2000. Renewal inspections were completed, and the staff is preparing its recommendation to the Commission regarding issuance of the renewed license.

Both utilities submitted environmental reports required by 10 CFR Part 51. Separate environmental scoping meetings were held near each of the plants to obtain comments from the public. After the draft environmental impact statements were issued for each plant, the staff met with the public to describe the results of the review, and help them develop any additional comments on the review. All comments received from members of the public were considered in NRC's environmental impact review for each of the plants. The NRC issue final plant-specific supplements to the GEIS in October 1999, and December 1999, for Calvert Cliffs and Oconee plants, respectively.

Entergy Operations, Inc., submitted a license renewal application for Arkansas Nuclear One, Unit 1 (ANO-1) in February 2000. ANO-1 is a Babcock & Wilcox nuclear steam supply system originally licensed for commercial operation in 1974. The NRC plans to issue a draft safety evaluation in January 2001, and a final safety evaluation in September 2001. Also, the NRC plans to issue the draft environmental impact statement for comment in December 2000 and the final environmental impact statement in July 2001.

Southern Nuclear Operating Company, Inc., the licensee for the Edwin I. Hatch Nuclear Plant, Units 1 and 2 (HNP), submitted its application in March 2000. Both units of HNP are General Electric nuclear steam supply systems originally licensed for commercial operation in 1975 and 1979, respectively. The NRC plans to issue a draft safety evaluation in February 2001, and a final safety evaluation in October 2001. Also, the NRC plans to issue the draft environmental impact statement for comment in January 2001 and the final environmental impact statement in July 2001.

A number of other licensees have expressed interest in license renewal, and have announced plans to submit license renewal applications. Florida Power & Light Company has announced its intention to submit renewal applications for its Turkey Point and St. Lucie plants; Duke Energy Company for its Catawba and McGuire plants; PECO Energy Company for its Peach Bottom plant; Virginia Electric & Power Company for its North Anna and Surry plants; Carolina Power & Light Company for its H. B. Robinson Unit 2, Florida Power Corporation for its Crystal River plant; South Carolina Electric Company for its Summer plant; Southern Nuclear Operating Company for its Farley plant; Entergy for its Arkansas Nuclear One, Unit 2; Nebraska Public Power District for its Cooper plant, and Omaha Public Power District for its Fort Calhoun plant.

Highlights of License Renewal

- The Atomic Energy Act limits initial licenses to 40 years but allows for renewal. 10 CFR Part 54 of the NRC's regulations provides appropriate procedures and requirements for renewing power reactor licenses up to an additional 20 years.
- Nuclear power comprises approximately 20 percent of the electric power produced in the United States. With many operating licenses expiring in the next 15 years, license renewal would be needed to maintain the same level of nuclear energy supply into the future.

- The decision whether to request renewal of an operating license rests with plant utilities.
- NRC's license renewal rule builds on existing programs such as the maintenance rule, and targets structures and components that typically cannot be readily monitored.
- Several opportunities are provided for public participation throughout the license renewal process.
- NRC's review of a license renewal application is expected to take about 30 months, including time for a hearing, if requested and justified.
- Applicants can apply for renewal as early as 20 years before their current licenses expire, but not later than 5 years before the current license expires.
- NRC reviews both safety and environmental issues affecting license renewal-10 CFR Part 54 and Part 51, respectively.
- The NRC will focus its safety review of renewal applications on the management of the effects of aging during the period of extended operation on "passive" and "long lived" structures and components and updating of time-limited aging analyses.
- Environmental aspects of license renewal are covered by a generic environmental impact statement and NRC's regulations 10 CFR Part 51. The generic environmental impact statement is supplemented by the plant-specific reviews.
- The Baltimore Gas and Electric Company submitted the first license renewal application for its Calvert Cliffs plants in April 1998. The NRC issued a safety evaluation report in November 1999, and the final plant-specific supplement to the generic environmental impact statement in October 1999. A renewed license was issued on March 23, 2000.
- Duke Energy submitted a license renewal application for its three Oconee plants in July 1998. The NRC issued a safety evaluation report in February 2000, and the final plant-specific supplement to the generic environmental impact statement in December 1999.
- Entergy Operations, Inc. submitted a license renewal application for Arkansas Nuclear One, Unit 1 in February 2000. The NRC plans to issue a draft safety evaluation in January 2001, and a final safety evaluation in September 2001. Also, the NRC plans to issue the draft environmental impact statement for comment in December 2000 and the final environmental impact statement in July 2001.
- Southern Nuclear Operating Company, Inc., the licensee for the Edwin I. Hatch Nuclear Plant, Units 1 and 2, submitted its application in March 2000. The NRC plans to issue a draft safety evaluation in February 2001, and a final safety evaluation in October 2001. Also, the NRC plans to issue the draft environmental impact statement for comment in January 2001 and the final environmental impact statement in July 2001.
- The industry's past approach to license renewal has been to submit technical reports on selected structures, systems, or components for NRC review and approval instead of

submitting actual license renewal applications. The current industry's approach is to submit renewal applications and pursue generic technical issues in parallel.

- Generic technical reports have been submitted by the Babcock and Wilcox Owners Group, the Westinghouse Owners Group, and the Boiling Water Reactor Owners Group, which address license renewal requirements and aging management programs for major systems, structures and components. These reports would be referenced in individual plant applications.
- The NRC issued a draft regulatory guide for the format and content of a renewal application that proposes to endorse a guideline prepared by the Nuclear Energy Institute as an acceptable approach for implementing the renewal rule. Improvements will be made with increased experience from license renewal. The NRC plans to issue the draft regulatory guide for public comment in August 2000.
- NRC developed a draft regulatory guide which addresses the format and content of the Environmental Report that accompanies a license renewal application. The draft guide was issued for public comment in July 1998, and a final version of the guide is scheduled to be published in 2000.
- NRC is preparing a standard review plan for the license renewal safety review. A working draft was completed and placed in the Public Document Room in December 1995, and updated in September 1997. A draft Generic Aging Lessons Learned (GALL) report was prepared and made publicly available. The NRC will include changes to the standard review plan as generic renewal issues are resolved, as well as other changes resulting from lessons learned and process improvements identified during the review of the initial renewal applications. The NRC plans to issue the draft GALL report and the standard review plan for public comment in August 2000.
- NRC issued its environmental standard review plan NUREG-1555, Supplement No.1, for license renewal in February 2000.
- NRC developed inspection guidance and inspection procedures for use in the safety review of license renewal applications. Inspection Manual Chapter 2516, and Inspection Procedure 71002 provides the basic guidance for license renewal inspections.
- In August 1998, the Commission issued a policy statement on the efficient, reliable yet fair conduct of adjudicatory proceedings, particularly those related to license renewal applications.

Last Update: August 2000



Entergy Operations, Inc.
1448 S.R. 333
Russellville, AR 72802
Tel 501 858 5000

September 21, 2000

1CAN090005

U. S. Nuclear Regulatory Commission
Document Control Desk
Mail Station OP1-17
Washington, DC 20555

Subject: Arkansas Nuclear One - Unit 1
Docket No. 50-313
License No. DPR-51
Environmental Report RAIs (TAC No. MA8054)

Gentlemen:

Entergy Operations recently received a copy of a letter from the NRC to the Arkansas State Historic Preservation Office (SHPO) which described a concern about a recent reforestation project at the Arkansas Nuclear One (ANO) site. Attached to this correspondence was a letter from the Caddo Tribe of Oklahoma expressing a concern relating to the disturbance of archeological sites during the reforestation.

Based on a subsequent conversation with the NRC Staff, Entergy Operations is providing a description of the actions being taken to address these concerns. With respect to the reforestation activities near the ANO meteorological tower, which is an area previously disturbed during site construction, corrective actions have been taken in accordance with the site's 10CFR50 Appendix B corrective action program. Specifically, the trees in this limited area have been removed, and the land returned to its previous condition. In addition, Entergy Operations is currently developing an administrative level environmental procedure to provide additional control over future land disturbances at the ANO site. Entergy Operations plans to implement this new procedure by December 15, 2000.

With respect to the potential archeological sites, Entergy Operations will continue to work with the SHPO in order to identify additional sites that should be included with those that currently require an evaluation for land disturbances. Should you have any further questions, please contact me.

Appendix E


1

U. S. NRC
September 21, 2000
ICAN090005 Page 2

I declare under penalty of perjury that the foregoing is true and correct.

Executed on September 21, 2000.

Very truly yours,


Jimmy D. Vandergrift
Director, Nuclear Safety Assurance

JDV/nbm

cc: Mr. Ellis W. Merschoff
Regional Administrator
U. S. Nuclear Regulatory Commission
Region IV
611 Ryan Plaza Drive, Suite 400
Arlington, TX 76011-8064

NRC Senior Resident Inspector
Arkansas Nuclear One
P.O. Box 310
London, AR 72847

Mr. William Reckley
NRR Project Manager Region IV/ANO-1
U. S. Nuclear Regulatory Commission
NRR Mail Stop O-7 D1
One White Flint North
11555 Rockville Pike
Rockville, MD 20852

Mr. Tom Kenyon
U. S. Nuclear Regulatory Commission
NRR Mail Stop O-11F1
One White Flint North
11555 Rockville Pike
Rockville, MD 20852

Mr. Robert Cast
Historic Preservation Officer
CADDO Tribe of Oklahoma
PO Box 487
Binger, OK 73009

Appendix F

**GEIS Environmental Issues Not Applicable
to Arkansas Nuclear One, Unit 1**

Appendix F

GEIS Environmental Issues Not Applicable to Arkansas Nuclear One, Unit 1

The following table lists those environmental issues listed in the *Generic Environmental Impact Statement for License Renewal of Nuclear Plants (GEIS)* (NRC 1996, 1999) and 10 CFR Part 51, Subpart A, Appendix B, Table B-1 that are not applicable to Arkansas Nuclear One, Unit 1 (ANO-1) because of plant or site characteristics.

ISSUE—10 CFR Part 51, Subpart A, Appendix B, Table B-1	Category	GEIS Sections	Comment
SURFACE WATER QUALITY, HYDROLOGY, AND USE (FOR ALL PLANTS)			
Altered salinity gradients	1	4.2.1.2.2 4.4.2.2	ANO-1 cooling system does not discharge to an estuary. Lake Dardanelle is freshwater.
Water-use conflicts (plants with cooling ponds or cooling towers using makeup water from a small river with low flow)	2	4.3.2.1 4.4.2.1	This issue is related to heat dissipation systems that are not installed at ANO-1.
AQUATIC ECOLOGY (FOR PLANTS WITH COOLING-TOWER-BASED HEAT DISSIPATION SYSTEMS)			
Entrainment of fish and shellfish in early life stages	1	4.3.3	This issue is related to heat dissipation systems that are not installed at ANO-1.
Impingement of fish and shellfish	1	4.3.3	This issue is related to heat dissipation systems that are not installed at ANO-1.
Heat shock	1	4.3.3	This issue is related to heat dissipation systems that are not installed at ANO-1

Appendix F

ISSUE—10 CFR Part 51, Subpart A, Appendix B, Table B-1	Category	GEIS Sections	Comment
GROUNDWATER USE AND QUALITY			
2 Groundwater use conflicts (potable and 3 service water, and dewatering; plants 4 that use > 0.068 m ³ /s [100 gpm])	2	4.8.1.1 4.8.2.1	ANO-1 uses < 0.068 m ³ /s (100 gpm) of groundwater.
5 Groundwater-use conflicts (plants using 6 cooling towers withdrawing makeup 7 water from a small river)	2	4.8.1.3 4.4.2.1	This issue is related to heat dissipation systems that are not installed at ANO-1.
8 Groundwater-use conflicts (Ranney 9 wells)	2	4.8.1.4	ANO-1 does not have or use Ranney wells.
10 Groundwater quality degradation 11 (Ranney wells)	1	4.8.2.2	ANO-1 does not have or use Ranney wells.
12 Groundwater quality degradation 13 (saltwater intrusion)	1	4.8.2.1	ANO-1 is located on Lake Dardanelle, a freshwater lake.
14 Groundwater quality degradation (cooling 15 ponds in salt marshes)	1	4.8.3	This issue is related to a heat dissipation system that is not installed at ANO-1.
16 Groundwater quality degradation (cooling 17 ponds at inland sites)	2	4.8.3	This issue is related to a heat dissipation system that is not installed at ANO-1.
TERRESTRIAL RESOURCES			
19 Cooling tower impacts on crops and 20 ornamental vegetation	1	4.3.4	This issue is related to a heat dissipation system that is not installed at ANO-1.
21 Cooling tower impacts on native plants	1	4.3.5.1	This issue is related to a heat dissipation system that is not installed at ANO-1.
22 Bird collision with cooling towers	1	4.3.5.2	This issue is related to a heat dissipation system that is not installed at ANO-1.
23 Cooling pond impacts on terrestrial 24 resources	1	4.4.4	This issue is related to a heat dissipation systems that is not installed at ANO-1.
25 26			

F.1 References

10 CFR Part 51, Subpart A, Appendix B, Table B-1, "Summary of Findings on NEPA Issues for License Renewal of Nuclear Power Plants."

U.S. Nuclear Regulatory Commission (NRC). 1996. *Generic Environmental Impact Statement for License Renewal of Nuclear Plants* (GEIS). NUREG-1437, Washington, D.C.

U.S. Nuclear Regulatory Commission (NRC). 1999. *Generic Environmental Impact Statement for License Renewal of Nuclear Plants, Main Report, Section 6.3 - Transportation, Table 9.1, Summary of findings on NEPA issues for license renewal of nuclear power plants.*

NUREG-1437, Vol. 1, Addendum 1, Washington, D.C.

BIBLIOGRAPHIC DATA SHEET

(See instructions on the reverse)

1. REPORT NUMBER
(Assigned by NRC, Add Vol., Supp., Rev.,
and Addendum Numbers, if any.)

NUREG-1437, Supplement 3

2. TITLE AND SUBTITLE

Generic Environmental Impact Statement for License Renewal of Nuclear Plants,
Supplement 3
Arkansas Nuclear One, Unit 1
Draft Report for Comment

3. DATE REPORT PUBLISHED

MONTH YEAR

September 2000

4. FIN OR GRANT NUMBER

5. AUTHOR(S)

6. TYPE OF REPORT

Technical

7. PERIOD COVERED (Inclusive Dates)

8. PERFORMING ORGANIZATION - NAME AND ADDRESS (If NRC, provide Division, Office or Region, U.S. Nuclear Regulatory Commission, and mailing address; if contractor, provide name and mailing address.)

Division of Regulatory Improvement Programs
Office of Nuclear Reactor Regulation
U.S. Nuclear Regulatory Commission
Washington, D.C. 20555-0001

9. SPONSORING ORGANIZATION - NAME AND ADDRESS (If NRC, type "Same as above"; if contractor, provide NRC Division, Office or Region, U.S. Nuclear Regulatory Commission, and mailing address.)

Same as 8 above

10. SUPPLEMENTARY NOTES

Docket Number 50-313

11. ABSTRACT (200 words or less)

This draft supplemental environmental impact statement (SEIS) has been prepared in response to an application submitted to the U.S. Nuclear Regulatory Commission (NRC) on January 31, 2000 by Entergy Operations, Inc. (Entergy) to renew the operating license for the Arkansas Nuclear One, Unit 1 (ANO-1) nuclear plant for an additional 20 years under 10 CFR Part 54. The SEIS includes the staff's preliminary analysis that considers and weighs the environmental effects of the proposed action, the environmental impacts of alternatives to the proposed action, and alternatives available for reducing or avoiding adverse impacts. It also includes the staff's preliminary recommendations regarding the proposed action.

The staff's preliminary recommendation is that the Commission determine that the adverse environmental impacts of license renewal for ANO-1 are not so great that preserving the option of license renewal for energy-planning decisionmakers would be unreasonable. This preliminary recommendation is based on the analysis and findings in the Generic Environmental Impact Statement (NUREG-1437), the Environmental Report submitted by Entergy, consultation with other Federal and State agencies, the staff's own independent review, and the staff's consideration of public comments received during the scoping period for this review.

12. KEY WORDS/DESCRIPTORS (List words or phrases that will assist researchers in locating the report.)

Akansas Nuclear One
ANO-1
Supplement to the Generic Environmental Impact Statement
GEIS
National Environmental Policy Act
NEPA
License Renewal

13. AVAILABILITY STATEMENT

unlimited

14. SECURITY CLASSIFICATION

(This Page)

unclassified

(This Report)

unclassified

15. NUMBER OF PAGES

16. PRICE