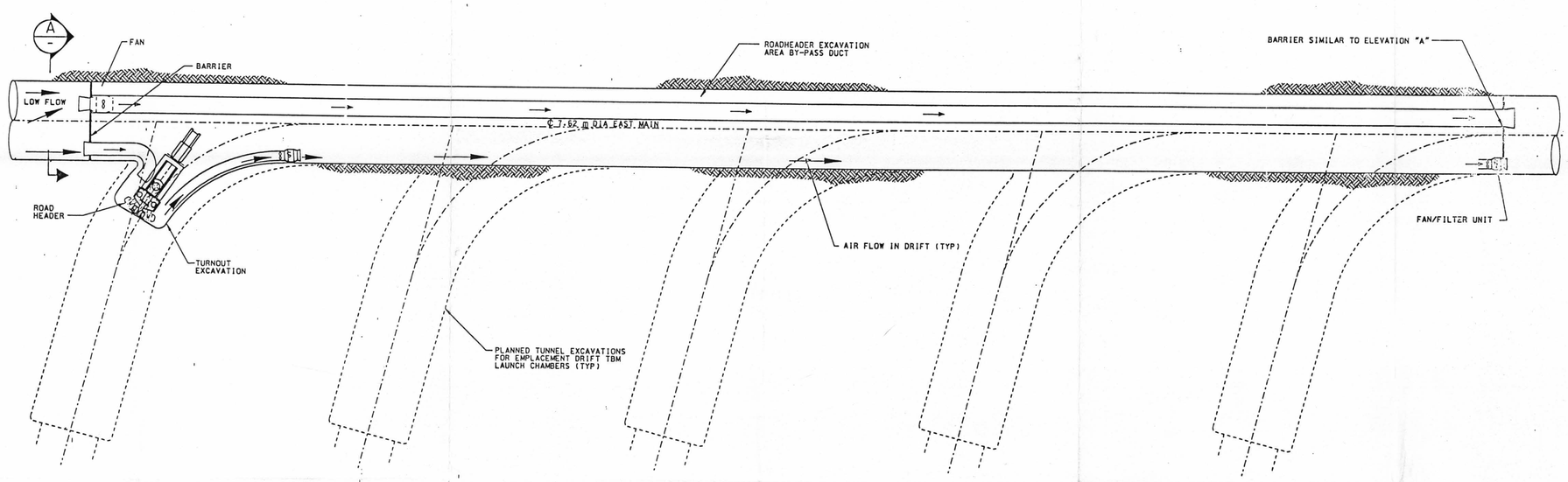

PLAN
SCALE: 1:200

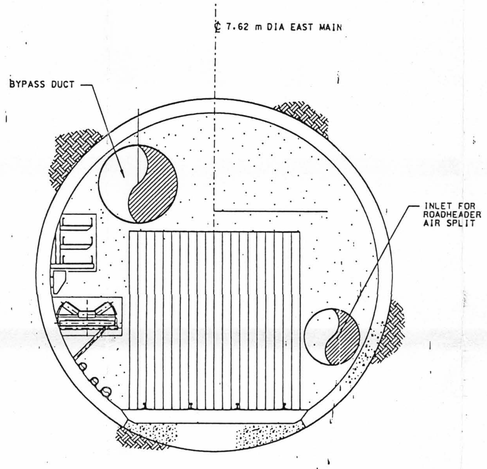

ELEVATION A
SCALE: 1:50

ALL DIMENSIONS ARE SHOWN IN METERS UNLESS OTHERWISE NOTED

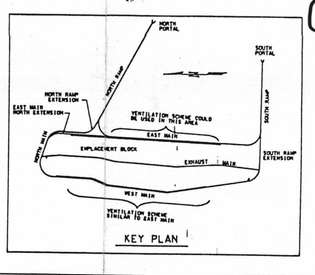

KEY PLAN

APERTURE CARD

9812040150

7/7/98
EFFECTIVE DATE

RECEIVED
JUL 16 1998
BY DRC

NOTES:

1. ROADHEADER ARRANGEMENT FOR CUTTING WITH A WATER SPRAY WILL BE INCLUDED IN THE ROADHEADER SPECIFICATION.
2. THIS VENTILATION SCHEME WILL ALLOW THE MAJORITY OF VENTILATION AIR TO BYPASS THE TURNOUT BEING CUT BY THE ROADHEADER.
3. THIS DRAWING DEPICTS PRELIMINARY DESIGN AND IS PRESENTED FOR INFORMATION ONLY. THE INFORMATION IS NOT INTENDED FOR PROCUREMENT, FABRICATION OR CONSTRUCTION. THE ROADHEADER VENTILATION ARRANGEMENT IS CONCEPTUAL AND WILL BE FURTHER REFINED IN SUBSEQUENT ANALYSIS.

REV	DESCRIPTION	DATE	DRWN	DES	CHK	VER	L.D.E.	D.A.	D.S.
00	INITIAL ISSUE	7/7/98	[illegible]	[illegible]	JB	N/A	DCC	N/A	KB

APPROVALS	INITIAL/DATE
DRAWN: W COLIEN	[illegible] 7/1/98
DRAFTSMAN: N KRAMER	[illegible] 7/7/98
CHECKED: J BEESLEY	JB 7-7-98
VERIFICATION: N/A	
LEAD DESIGN ENGINEER: R SAUNDERS	RSS 7/7/98
QUALITY ASSURANCE: N/A	
DEPARTMENT MANAGER: K BHATTACHARYYA	KB 7/7/98

U.S. DEPARTMENT OF ENERGY
Yucca Mountain Site Characterization Project
M&O Civilian Radioactive Waste Management System MANAGEMENT & OPERATING CONTRACTOR

REPOSITORY DESIGN
ROADHEADER VENTILATION ALTERNATIVE LOW FLOW BYPASS SYSTEM

SIZE	DOCUMENT IDENTIFIER	DRAWING NO.	REV
D	BCAJ00000-01717-2700-86022		00

SCALE	QA CLASSIFICATION	W.B.S.	CAD FILE
AS NOTED	N/A	1.2.4	R1MECHSS:86022

CADE CODE:

9812040150D (D-1)

RECORD DESIGNATOR QA:N/A

7-JUL-1998 08:35

a1d /repl/repss/mech/dgn/86022.dgn