

ATTACHMENT VI

CYCLE 15 CALCULATED REACTOR PHYSICS PARAMETERS

(NON-PROPRIETARY)

CONSOLIDATED EDISON COMPANY OF NEW YORK, INC.  
INDIAN POINT UNIT NO. 2  
DOCKET NO. 50-247  
AUGUST 2000

(NON-PROPRIETARY)  
**Table Of Contents**


<u>Table</u>	<u>Title</u>
1	
2	
3	

	a,b
--	-----

<u>Figure</u>	<u>Title</u>
1	
2	
3	
4	

	a,b
--	-----

(NON-PROPRIETARY)  
**Table 1**





a,b

(NON-PROPRIETARY)  
Table 2

| a,b


a,b
-----

(NON-PROPRIETARY)  
**Table 3**




a,b

(NON-PROPRIETARY)  
**Figure 1**



(NON-PROPRIETARY)  
**Figure 2**




(NON-PROPRIETARY)  
**Figure 3**





(NON-PROPRIETARY)

**Figure 4**



ATTACHMENT VII

SELECTED COMPARISONS OF THE  
CYCLE 14 CALCULATED CORE POWER DISTRIBUTIONS  
VERSUS CYCLE 14 FLUX MAPS

(NON-PROPRIETARY)

CONSOLIDATED EDISON COMPANY OF NEW YORK, INC.  
INDIAN POINT UNIT NO. 2  
DOCKET NO. 50-247  
AUGUST 2000

(NON-PROPRIETARY)  
**Table Of Contents**

**Table**

**Title**

1

--

--

a,b

**Figure**

**Title**

1

2

3

4

5

6



a,b

(NON-PROPRIETARY)  
**Table 1**

a,b

(NON-PROPRIETARY)

**Figure 1**



a,b

(NON-PROPRIETARY)



**Figure 2**



a,b

(NON-PROPRIETARY)

**Figure 3**



a,b

(NON-PROPRIETARY)

**Figure 4**



a,b




(NON-PROPRIETARY)

**Figure 5**



(NON-PROPRIETARY)

**Figure 6**



a,b