CROW BUTTE RESOURCES, INC.

86 Crow Butte Road
P.O. Box 169
Crawford, Nebraska 69339-0169

(308) 665-2215
(308) 665-2341 – FAX

May 8, 2000

Mr. Thomas Essig, Chief
Uranium Recovery Branch
Division of Waste Management
Office of Nuclear Material Safety and Safeguards
Mail Stop T-7-J-8
U.S. Nuclear Regulatory Commission
11545 Rockville Pike
Rockville, Maryland 20850

Re: Source Materials License SUA-1534
Docket No. 40-8943
Monitor Well SM6-18 Upper Control Limit Exceedance

Dear Mr. Essig:

On March 6, 2000 during routine biweekly water sampling of Crow Butte Resources, Inc. (CBR) shallow monitor well SM6-18, the single parameter upper control limit (UCL) was exceeded for chloride. As required by SUA-1534, a second sample was collected within 48 hours and analyzed for the five excursion indicator parameters. The results of the second sample also exceeded the single UCL for chloride. Based upon these results, monitor well SM6-18 was placed on excursion status. This report is the 60-day report required in License Condition 12.2.

As required by License Condition 11.2, CBR increased the sampling frequency for SM6-18 to weekly. Laboratory results for the analysis of weekly samples through May 1, 2000 are attached. In addition, graphs are attached for each excursion parameter and water level for SM6-18 for the period from December 27, 1999 though May 1, 2000. The data indicates that chloride concentrations have ranged from 20 to 22 mg/l since March 6, which is above the single UCL of 19 mg/l. All other excursion monitoring parameters have remained stable at levels that are well below their respective UCLs.

In addition to conducting weekly sampling, CBR performed mechanical integrity tests (MITs) on the three injection wells nearest to SM6-18 to ensure that the casing integrity had not been compromised. While these wells have not been in service since October 1999 at the latest, CBR wanted to ensure that they were not a potential source of mining solutions. The three wells successfully met the MIT acceptance criteria.

NMSS01 Public

CBR believes that the exceedance of the chloride single UCL in SM6-18 is due to natural fluctuations in the chloride concentration and not due to impacts from mining solutions. The very low baseline chloride concentration for this well results in equally low UCLs. Small variations in the natural chloride concentration can result in the exceedance of these UCLs. In response to a similar UCL exceedance in Mine Unit 6 in 1998, CBR requested a license amendment for the calculational method of determining Mine Unit 6 UCLs. That request was based upon the low natural background concentrations of the excursion parameters, but was withdrawn in August 1998 in response to an NRC request for additional information since the shallow monitor well in question was no longer on excursion status.

License Condition 12.2 requires that CBR terminate injection in the wellfield on excursion status until aquifer cleanup is complete. As noted, there is no injection in the portion of Wellhouse 23 immediately adjacent to SM6-18. The nearest active injection well in Wellhouse 23 is over 200 feet away from SM6-18. In addition, no aquifer cleanup has been performed or planned since it is apparent that the excursion is due to natural fluctuation in the chloride concentration. Therefore, CBR does not plan to shutdown any additional injection in Wellhouse 23 to address this excursion.

As required in License Condition 12.2, CBR proposes to submit quarterly reports to NRC concerning the excursion status of SM6-18. CBR will continue to sample SM6-18 on a weekly basis until three consecutive weekly samples are below the exceeded UCL. At that time, the well will be returned to normal status. If the data continues to indicate a UCL exceedance in SM6-18 that is due to an inappropriately low chloride UCL, CBR may request a license amendment in the future to propose new UCLs for Mine Unit 6.

If you have any questions or require any further information, please do not hesitate to call me at (308) 665-2215.

Sincerely,
CROW BUTTE RESOURCES, INC.

Michael Griffin
Manager of Environmental and Regulatory Affairs

cc: Mr. Steve Collings - CBR, Denver
Mr. William Ford – NRC, Washington D.C.

SM6-18

Water Level (ft.)

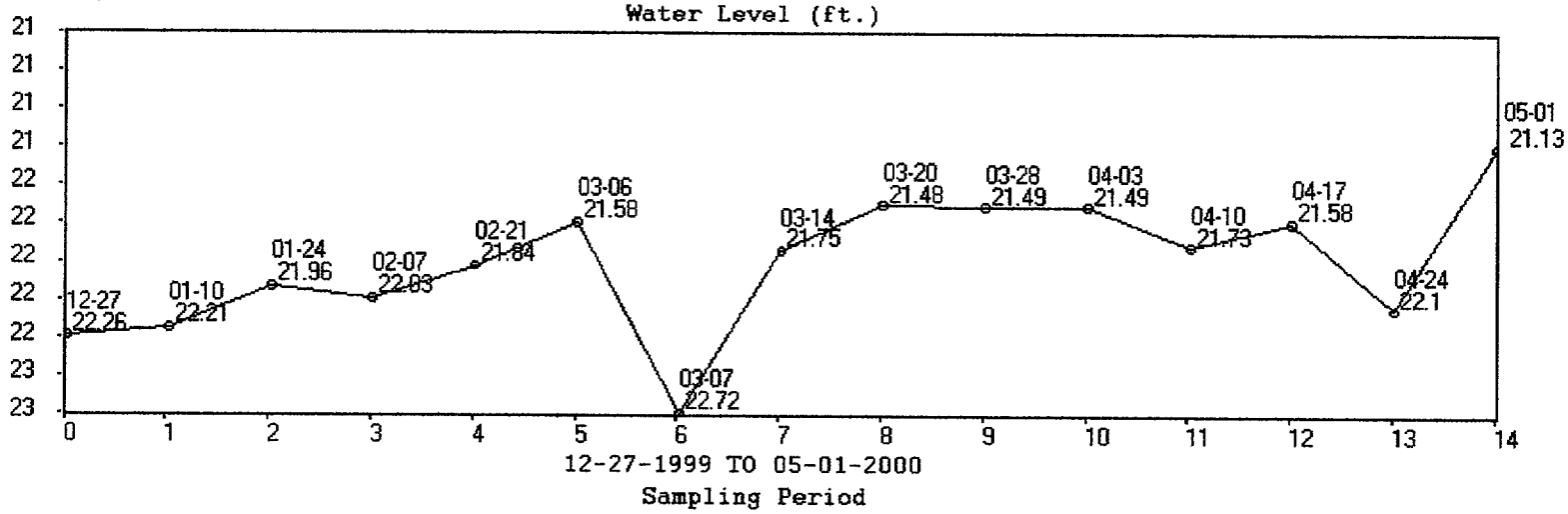

SM6-18

Sodium (ppm)

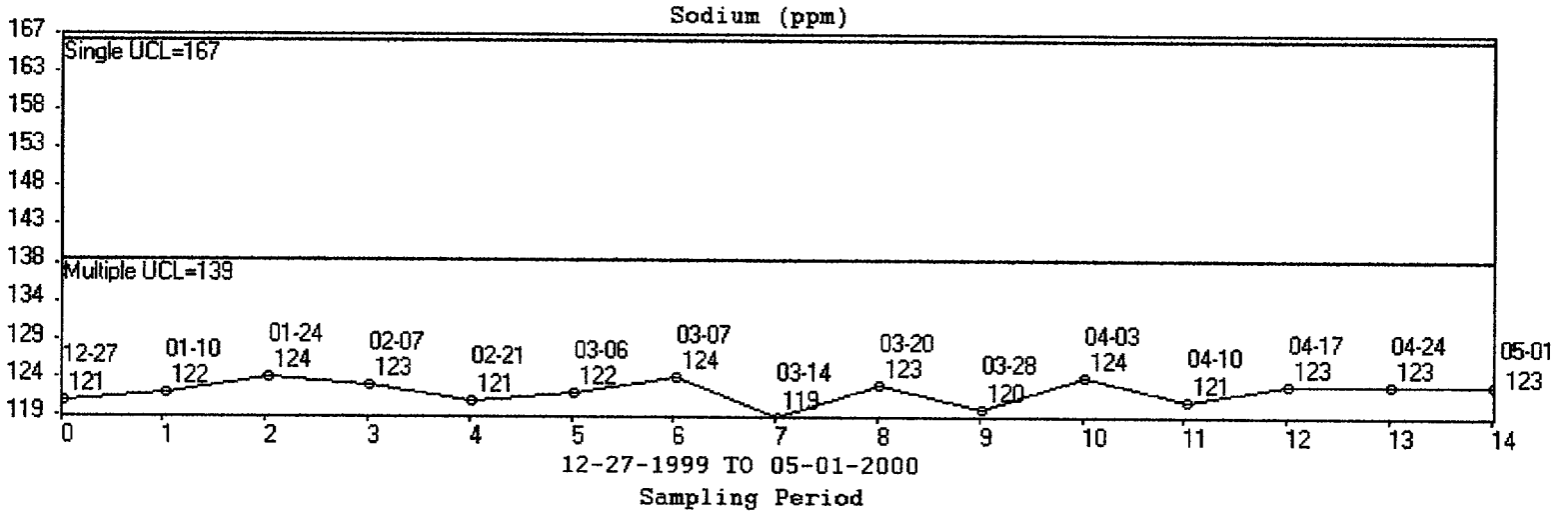

SM6-18

Chloride (ppm)

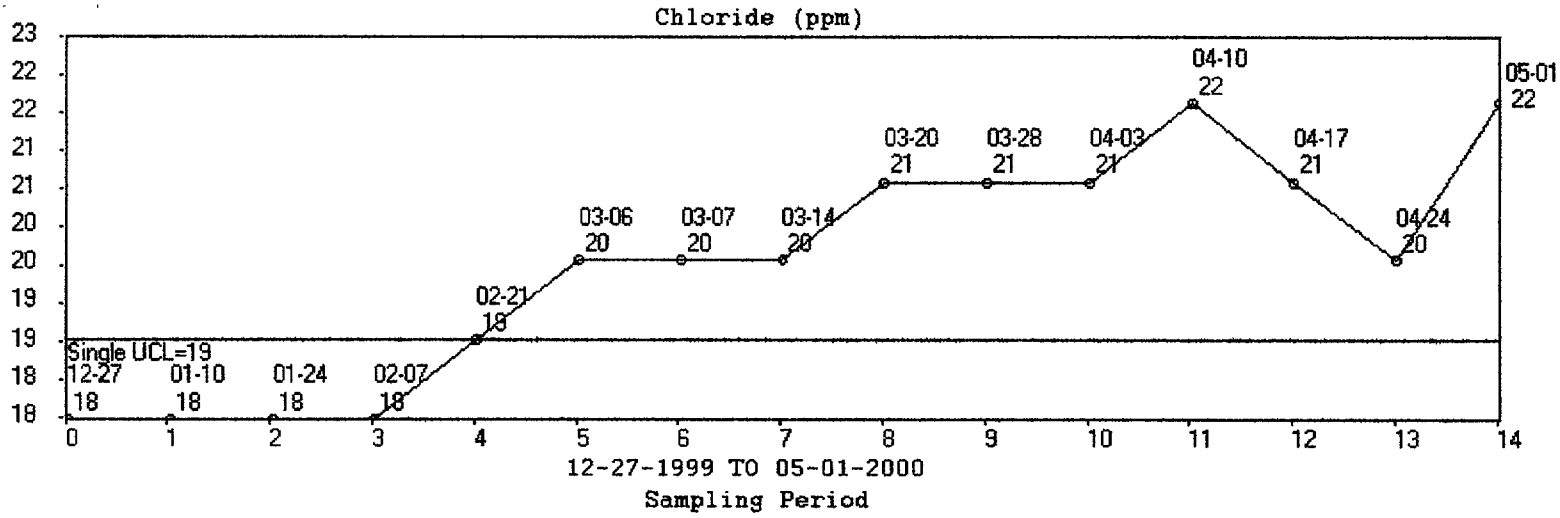

SM6-18

Sulfate (ppm)

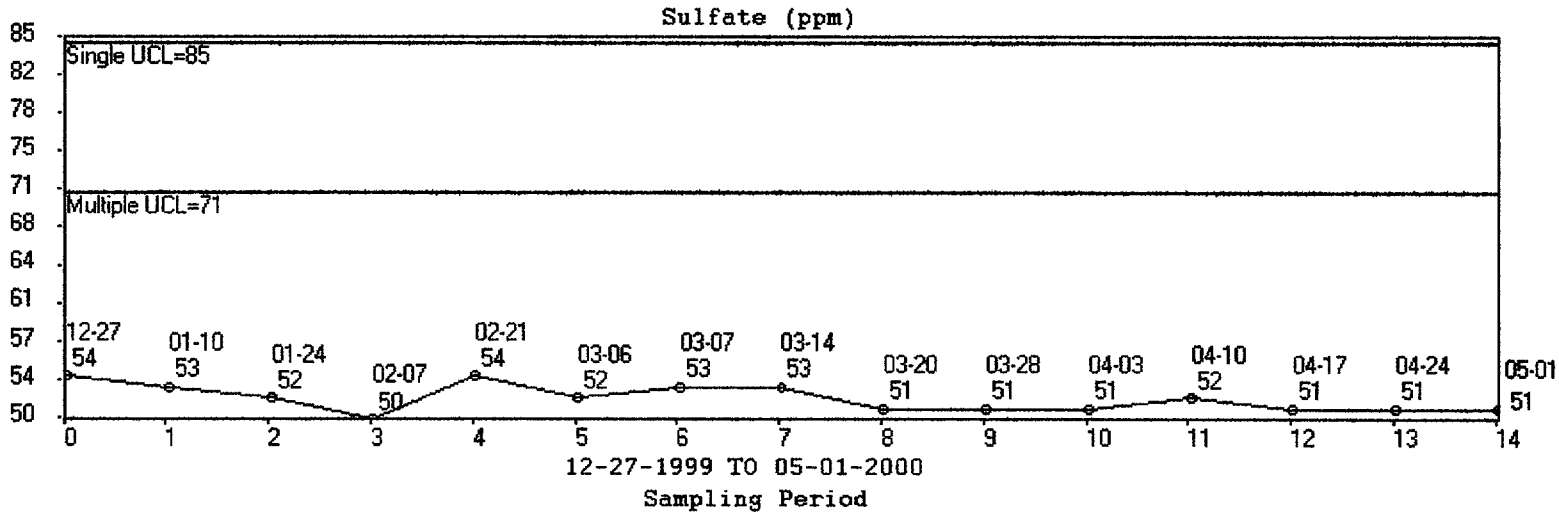

SM6-18

Alkalinity (ppm)

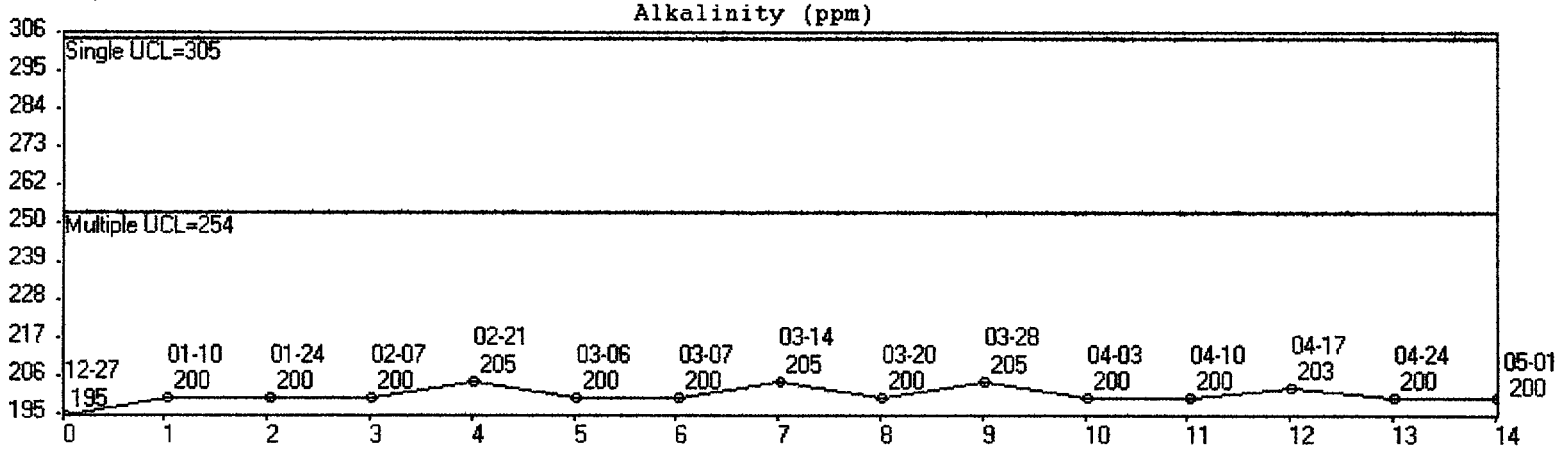

SM6-18

Conductivity (umhos)

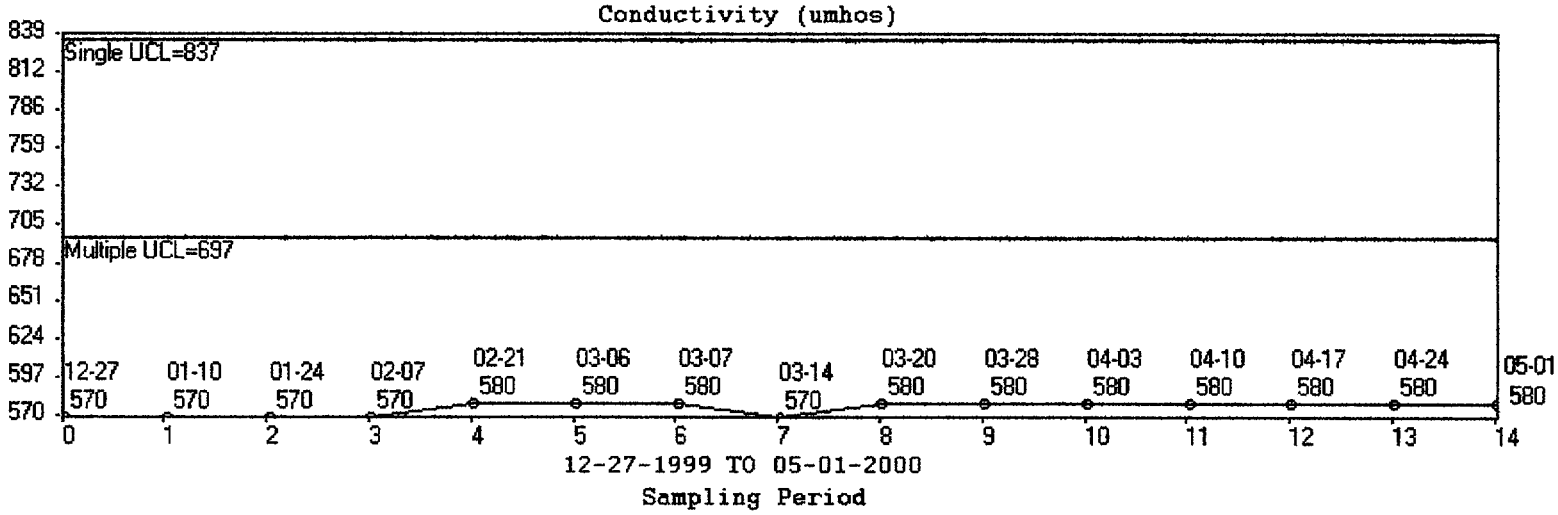

Crow Butte Project
Monitor Well Laboratory Report

Page Number 1/2 Sample Date: 05-01-2000 Analyst:
Analysis Date: 05-02-2000

Well Number	Sodium (mg/L)	Sulfate (mg/L)	Chloride (mg/L)	Conductivity (UMHOS)	Alkalinity (mg/L)
SM2-1	117	46	17	550	195
Multiple	163	64	47	721	254
Single	196	77	56	865	305
SM2-2	98	44	9.2	470	175
Multiple	148	53	53	1008	262
Single	177	63	63	1210	314
SM2-3	119	52	12	550	200
Multiple	154	64	31	808	287
Single	184	76	37	969	344
SM4-7	119	49	23	570	195
Multiple	208	126	88	1039	393
Single	257	170	127	1256	513
SM4-9	153	48*	14*	700	290*
Multiple	168	61	19	856	312
Single	202	73	23	1027	374
SM4-11A	160	52	12	720	300
Multiple	239	80	115	1224	462
Single	287	96	139	1469	554
SM5-19	100	46	4.2	490	190*
Multiple	131	62	10	631	238
Single	157	75	12	757	285
SM6-18	123	51	22*	580	200
Multiple	139	71	16	697	254
Single	167	85	19	837	305
SM6-19	52	21	5.4*	480	200
Multiple	66	27	10	582	247
Single	79	32	12	698	297
SM7-1	108	45	6.6	510	178
Multiple	117	46	19	564	210
Single	141	55	22	677	252
SM7-2	89	30	3.9*	420	170
Multiple	113	39	29	551	216
Single	136	47	34	661	259
SM7-3	93	37	5.0	450	170
Multiple	119	45	24	583	214
Single	143	54	28	700	256
SM7-4	89	29	6.2*	430	160*
Multiple	113	37	18	559	212
Single	136	45	21	671	255
CM4-1	399	331	183	1880	310
Multiple	452	425	209	2375	362
Single	543	510	251	2850	435

* - Denotes 5% change from previous sample.

Crow Butte Project
Monitor Well Laboratory Report

Page Number 1/2

Sample Date: 04-24-2000
Analysis Date: 04-25-2000

Analyst: LG/HD

Well Number	Sodium (mg/L)	Sulfate (mg/L)	Chloride (mg/L)	Conductivity (UMHOS)	Alkalinity (mg/L)
SM2-1					
Multiple	163	64	47	721	254
Single	196	77	56	865	305
SM2-2					
Multiple	148	53	53	1008	262
Single	177	63	63	1210	314
SM2-3					
Multiple	154	64	31	808	287
Single	184	76	37	969	344
SM4-7					
Multiple	208	126	88	1039	393
Single	257	170	127	1256	513
SM4-9					
Multiple	168	61	19	856	312
Single	202	73	23	1027	374
SM4-11A					
Multiple	239	80	115	1224	462
Single	287	96	139	1469	554
SM5-19					
Multiple	131	62	10	631	238
Single	157	75	12	757	285
SM6-18	123	51	20	580	200
Multiple	139	71	16	697	254
Single	167	85	19	837	305
SM6-19					
Multiple	66	27	10	582	247
Single	79	32	12	698	297
SM7-1					
Multiple	117	46	19	564	210
Single	141	55	22	677	252
SM7-2					
Multiple	113	39	29	551	216
Single	136	47	34	661	259
SM7-3					
Multiple	119	45	24	583	214
Single	143	54	28	700	256
SM7-4					
Multiple	113	37	18	559	212
Single	136	45	21	671	255
CM4-1					
Multiple	452	425	209	2375	362
Single	543	510	251	2850	435

* - Denotes 5% change from previous sample.

Crow Butte Project
Monitor Well Laboratory Report

Page Number 1/2 Sample Date: 04-17-2000 Analyst: LG/HD
Analysis Date: 04-30-2000

Well Number	Sodium (mg/L)	Sulfate (mg/L)	Chloride (mg/L)	Conductivity (UMHOS)	Alkalinity (mg/L)
SM2-1	116	47	17	550	200
Multiple	163	64	47	721	254
Single	196	77	56	865	305
SM2-2	96	44	9.4	470	180*
Multiple	148	53	53	1008	262
Single	177	63	63	1210	314
SM2-3	118	51	12*	560	210
Multiple	154	64	31	808	287
Single	184	76	37	969	344
SM4-7	116	51	22	560	195
Multiple	208	126	88	1039	393
Single	257	170	127	1256	513
SM4-9	150	45*	13	670	275
Multiple	168	61	19	856	312
Single	202	73	23	1027	374
SM4-11A	161	53	12	720	305
Multiple	239	80	115	1224	462
Single	287	96	139	1469	554
SM5-19	103	47	4.0*	490	180*
Multiple	131	62	10	631	238
Single	157	75	12	757	285
SM6-18	123	51	21	580	203
Multiple	139	71	16	697	254
Single	167	85	19	837	305
SM6-19	52	22	5.8*	480	205
Multiple	66	27	10	582	247
Single	79	32	12	698	297
SM7-1	108	46	6.5	510	180
Multiple	117	46	19	564	210
Single	141	55	22	677	252
SM7-2	88	31	4.3*	420	170
Multiple	113	39	29	551	216
Single	136	47	34	661	259
SM7-3	93	37	5.1*	440	175
Multiple	119	45	24	583	214
Single	143	54	28	700	256
SM7-4	87	30	5.8*	430	170*
Multiple	113	37	18	559	212
Single	136	45	21	671	255
CM4-1	395	322	181	1890	310
Multiple	452	425	209	2375	362
Single	543	510	251	2850	435

* - Denotes 5% change from previous sample.

Crow Butte Project
Monitor Well Laboratory Report

Sample Date: 04-10-2000
Analysis Date: 04-11-2000
Analyst: LG/HD

Well Number	Sodium (mg/L)	Sulfate (mg/L)	Chloride (mg/L)	Conductivity (UMHOS)	Alkalinity (mg/L)
SM2-1					
Multiple	163	64	47	721	254
Single	196	77	56	865	305
SM2-2					
Multiple	148	53	53	1008	262
Single	177	63	63	1210	314
SM2-3					
Multiple	154	64	31	808	287
Single	184	76	37	969	344
SM4-7					
Multiple	208	126	88	1039	393
Single	257	170	127	1256	513
SM4-9					
Multiple	168	61	19	856	312
Single	202	73	23	1027	374
SM4-11A					
Multiple	239	80	115	1224	462
Single	287	96	139	1469	554
SM5-19					
Multiple	131	62	10	631	238
Single	157	75	12	757	285
SM6-18	121	52	22	580	200
Multiple	139	71	16	697	254
Single	167	85	19	837	305
SM6-19					
Multiple	66	27	10	582	247
Single	79	32	12	698	297
SM7-1					
Multiple	117	46	19	564	210
Single	141	55	22	677	252
SM7-2					
Multiple	113	39	29	551	216
Single	136	47	34	661	259
SM7-3					
Multiple	119	45	24	583	214
Single	143	54	28	700	256
SM7-4					
Multiple	113	37	18	559	212
Single	136	45	21	671	255
CM4-1					
Multiple	452	425	209	2375	362
Single	543	510	251	2850	435

* - Denotes 5% change from previous sample.

Crow Butte Project
Monitor Well Laboratory Report

Sample Date: 04-03-2000
Analysis Date: 04-04-2000
Analyst: LG/HD

Well Number	Sodium (mg/L)	Sulfate (mg/L)	Chloride (mg/L)	Conductivity (UMHOS)	Alkalinity (mg/L)
SM2-1	119	47	17	550	195*
Multiple	163	64	47	721	254
Single	196	77	56	865	305
SM2-2	98	44	9.4	470	165*
Multiple	148	53	53	1008	262
Single	177	63	63	1210	314
SM2-3	121	52	11*	550	205*
Multiple	154	64	31	808	287
Single	184	76	37	969	344
SM4-7	120	51	22	560	190
Multiple	208	126	88	1039	393
Single	257	170	127	1256	513
SM4-9	154	50*	13*	680	278*
Multiple	168	61	19	856	312
Single	202	73	23	1027	374
SM4-11A	162	53	12	720	295
Multiple	239	80	115	1224	462
Single	287	96	139	1469	554
SM5-19	106	47	4.3*	490	190
Multiple	131	62	10	631	238
Single	157	75	12	757	285
SM6-18	124	51	21	580	200
Multiple	139	71	16	697	254
Single	167	85	19	837	305
SM6-19	54	23	6.2	480	208
Multiple	66	27	10	582	247
Single	79	32	12	698	297
SM7-1	109	46	6.2	510	185
Multiple	117	46	19	564	210
Single	141	55	22	677	252
SM7-2	91	32	4.7	420	175
Multiple	113	39	29	551	216
Single	136	47	34	661	259
SM7-3	95	38	5.4*	450	170
Multiple	119	45	24	583	214
Single	143	54	28	700	256
SM7-4	90	30	5.1*	420	160*
Multiple	113	37	18	559	212
Single	136	45	21	671	255
CM4-1	397	322	181	1880	315*
Multiple	452	425	209	2375	362
Single	543	510	251	2850	435

* - Denotes 5% change from previous sample.

Crow Butte Project
Monitor Well Laboratory Report

Page Number 1/2 Sample Date: 03-28-2000 Analyst: SM/LG
Analysis Date: 03-28-2000

Well Number	Sodium (mg/L)	Sulfate (mg/L)	Chloride (mg/L)	Conductivity (UMHOS)	Alkalinity (mg/L)
SM2-1					
Multiple	163	64	47	721	254
Single	196	77	56	865	305
SM2-2					
Multiple	148	53	53	1008	262
Single	177	63	63	1210	314
SM2-3					
Multiple	154	64	31	808	287
Single	184	76	37	969	344
SM4-7					
Multiple	208	126	88	1039	393
Single	257	170	127	1256	513
SM4-9					
Multiple	168	61	19	856	312
Single	202	73	23	1027	374
SM4-11A					
Multiple	239	80	115	1224	462
Single	287	96	139	1469	554
SM5-19					
Multiple	131	62	10	631	238
Single	157	75	12	757	285
SM6-18	120	51	21	580	205
Multiple	139	71	16	697	254
Single	167	85	19	837	305
SM6-19					
Multiple	66	27	10	582	247
Single	79	32	12	698	297
SM7-1					
Multiple	117	46	19	564	210
Single	141	55	22	677	252
SM7-2					
Multiple	113	39	29	551	216
Single	136	47	34	661	259
SM7-3					
Multiple	119	45	24	583	214
Single	143	54	28	700	256
SM7-4					
Multiple	113	37	18	559	212
Single	136	45	21	671	255
CM4-1					
Multiple	452	425	209	2375	362
Single	543	510	251	2850	435

* - Denotes 5% change from previous sample.

Crow Butte Project
Monitor Well Laboratory Report

Sample Date: 03-20-2000
Analysis Date: 03-21-2000
Analyst: LG/HD

Well Number	Sodium (mg/L)	Sulfate (mg/L)	Chloride (mg/L)	Conductivity (UMHOS)	Alkalinity (mg/L)
SM2-1	117	47	17	550	180*
Multiple	163	64	47	721	254
Single	196	77	56	865	305
SM2-2	99	44	9.1	470	175
Multiple	148	53	53	1008	262
Single	177	63	63	1210	314
SM2-3	120	51	12	550	185*
Multiple	154	64	31	808	287
Single	184	76	37	969	344
SM4-7	120	50	23	560	200
Multiple	208	126	88	1039	393
Single	257	170	127	1256	513
SM4-9	154	40*	14*	680	293
Multiple	168	61	19	856	312
Single	202	73	23	1027	374
SM4-11A	162	54	12	720	295
Multiple	239	80	115	1224	462
Single	287	96	139	1469	554
SM5-19	106	48	4.0*	490	190
Multiple	131	62	10	631	238
Single	157	75	12	757	285
SM6-18	123	51	21	580	200
Multiple	139	71	16	697	254
Single	167	85	19	837	305
SM6-19	55	22	6.2	490	205
Multiple	66	27	10	582	247
Single	79	32	12	698	297
SM7-1	109	46	6.2	510	185
Multiple	117	46	19	564	210
Single	141	55	22	677	252
SM7-2	90	32	4.7*	420	170
Multiple	113	39	29	551	216
Single	136	47	34	661	259
SM7-3	93	37	4.7*	450	168*
Multiple	119	45	24	583	214
Single	143	54	28	700	256
SM7-4	89	31*	5.4*	430	170
Multiple	113	37	18	559	212
Single	136	45	21	671	255
CM4-1	400	330	183	1880	295
Multiple	452	425	209	2375	362
Single	543	510	251	2850	435

* - Denotes 5% change from previous sample.

Crow Butte Project
Monitor Well Laboratory Report

Page Number 1/2 Sample Date: 03-14-2000 Analyst: SM/LG
Analysis Date: 03-14-2000

Well Number	Sodium (mg/L)	Sulfate (mg/L)	Chloride (mg/L)	Conductivity (UMHOS)	Alkalinity (mg/L)
SM2-1					
Multiple	163	64	47	721	254
Single	196	77	56	865	305
SM2-2					
Multiple	148	53	53	1008	262
Single	177	63	63	1210	314
SM2-3					
Multiple	154	64	31	808	287
Single	184	76	37	969	344
SM4-7					
Multiple	208	126	88	1039	393
Single	257	170	127	1256	513
SM4-9					
Multiple	168	61	19	856	312
Single	202	73	23	1027	374
SM4-11A					
Multiple	239	80	115	1224	462
Single	287	96	139	1469	554
SM5-19					
Multiple	131	62	10	631	238
Single	157	75	12	757	285
SM6-18	119	53	20	570	205
Multiple	139	71	16	697	254
Single	167	85	19	837	305
SM6-19					
Multiple	66	27	10	582	247
Single	79	32	12	698	297
SM7-1					
Multiple	117	46	19	564	210
Single	141	55	22	677	252
SM7-2					
Multiple	113	39	29	551	216
Single	136	47	34	661	259
SM7-3					
Multiple	119	45	24	583	214
Single	143	54	28	700	256
SM7-4					
Multiple	113	37	18	559	212
Single	136	45	21	671	255
CM4-1					
Multiple	452	425	209	2375	362
Single	543	510	251	2850	435

* - Denotes 5% change from previous sample.

Crow Butte Project
Monitor Well Laboratory Report

Page Number 1/2 Sample Date: 03-07-2000 Analyst: LG/HD
Analysis Date: 03-08-2000

Well Number	Sodium (mg/L)	Sulfate (mg/L)	Chloride (mg/L)	Conductivity (UMHOS)	Alkalinity (mg/L)
SM2-1					
Multiple	163	64	47	721	254
Single	196	77	56	865	305
SM2-2					
Multiple	148	53	53	1008	262
Single	177	63	63	1210	314
SM2-3					
Multiple	154	64	31	808	287
Single	184	76	37	969	344
SM4-7					
Multiple	208	126	88	1039	393
Single	257	170	127	1256	513
SM4-9					
Multiple	168	61	19	856	312
Single	202	73	23	1027	374
SM4-11A					
Multiple	239	80	115	1224	462
Single	287	96	139	1469	554
SM5-19					
Multiple	131	62	10	631	238
Single	157	75	12	757	285
SM6-18	124	53	20	580	200
Multiple	139	71	16	697	254
Single	167	85	19	837	305
SM6-19					
Multiple	66	27	10	582	247
Single	79	32	12	698	297
SM7-1					
Multiple	117	46	19	564	210
Single	141	55	22	677	252
SM7-2					
Multiple	113	39	29	551	216
Single	136	47	34	661	259
SM7-3					
Multiple	119	45	24	583	214
Single	143	54	28	700	256
SM7-4					
Multiple	113	37	18	559	212
Single	136	45	21	671	255
CM4-1					
Multiple	452	425	209	2375	362
Single	543	510	251	2850	435

* - Denotes 5% change from previous sample.

Crow Butte Project
Monitor Well Laboratory Report

Page Number 1/2 Sample Date: 03-06-2000 Analyst: LG/HD
Analysis Date: 03-07-2000

Well Number	Sodium (mg/L)	Sulfate (mg/L)	Chloride (mg/L)	Conductivity (UMHOS)	Alkalinity (mg/L)
SM2-1	118	47	17	550	198
Multiple	163	64	47	721	254
Single	196	77	56	865	305
SM2-2	100	44	9.4	470	175
Multiple	148	53	53	1008	262
Single	177	63	63	1210	314
SM2-3	119	51	12	550	210
Multiple	154	64	31	808	287
Single	184	76	37	969	344
SM4-7	120	51	22	560	190
Multiple	208	126	88	1039	393
Single	257	170	127	1256	513
SM4-9	156	51	12*	690	290
Multiple	168	61	19	856	312
Single	202	73	23	1027	374
SM4-11A	161	52	12	720	295
Multiple	239	80	115	1224	462
Single	287	96	139	1469	554
SM5-19	106	49	4.3	490	200
Multiple	131	62	10	631	238
Single	157	75	12	757	285
SM6-18	122	52	20	580	200
Multiple	139	71	16	697	254
Single	167	85	19	837	305
SM6-19	54	23	6.5	480	205
Multiple	66	27	10	582	247
Single	79	32	12	698	297
SM7-1	107	46	6.5	510	190*
Multiple	117	46	19	564	210
Single	141	55	22	677	252
SM7-2	88	31	5.1*	420	170
Multiple	113	39	29	551	216
Single	136	47	34	661	259
SM7-3	94	38	5.4	450	180
Multiple	119	45	24	583	214
Single	143	54	28	700	256
SM7-4	88	29*	6.2	420	165
Multiple	113	37	18	559	212
Single	136	45	21	671	255
CM4-1	399	329	183	1870	310
Multiple	452	425	209	2375	362
Single	543	510	251	2850	435

* - Denotes 5% change from previous sample.

NEBRASKA DEPARTMENT OF ENVIRONMENTAL QUALITY

Casing Integrity Test Report

Company: CBR

Permit No: NE0122611

Project: Crow Butte

Well No.: I 1595

Casing Type: White Certi-Lok

Diameter: 4½"

Hole Depth:

Casing Depth:

Screened Interval(s):

Depth of Test Packer(s): Top - Ground Level Bottom - 463'

Cementing Record (List type of test, log, etc. to determine proper cement job):

TIME	ELAPSED TIME (Min)	PRESSURE (PSIG)
10:04	0	125
10:09	5	122
10:14	10	119
10:19	15	117
10:24	20	115

Test Performed By: Paul Hamaker

Date: 4-6-00

Integrity test concerning the status of monitor well SM 6-18

CERTIFICATION

I certify under penalty of law that I have personally examined and am familiar with the information submitted in this application and all attachments and that, based on inquiry of those individuals immediately responsible for obtaining information, I believe the information is true, accurate, and complete. Further, I certify awareness that there are significant penalties for submitting false information, including the possibility of a fine and imprisonment.

By _____ PRINTED NAME OF PERSON SIGNING _____ TITLE

By _____ SIGNATURE _____ DATE

S/D 10/14/99 - RAN 4 MONTHS

WHITE - YELLOW: DEQ: PINK: YOUR RECORDS

Printed with soy ink on recycled paper

NEBRASKA DEPARTMENT OF ENVIRONMENTAL QUALITY

Casing Integrity Test Report

Company: CBR Permit No: NE0122611

Project: Crow Butte Well No.: I 1604

Casing Type: White Certi-Lok Diameter: 4½"

Hole Depth: Casing Depth:

Screened Interval(s):

Depth of Test Packer(s): Top - Ground Level Bottom - 468'

Cementing Record (List type of test, log, etc. to determine proper cement job):

TIME	ELAPSED TIME (Min)	PRESSURE (PSIG)
11:10	0	125
11:15	5	122
11:20	10	119
11:25	15	117
11:30	20	115

Test Performed By: Paul Hamaker

Date: 4-5-00

Integrity test concerning the status of monitor well SM 6-18

CERTIFICATION

I certify under penalty of law that I have personally examined and am familiar with the information submitted in this application and all attachments and that, based on inquiry of those individuals immediately responsible for obtaining information, I believe the information is true, accurate, and complete. Further, I certify awareness that there are significant penalties for submitting false information, including the possibility of a fine and imprisonment.

By _____ PRINTED NAME OF PERSON SIGNING _____ TITLE

By _____ SIGNATURE _____ DATE

S/D 9/16/99 RAN 3 MONTHS

WHITE – YELLOW: DEQ; PINK: YOUR RECORDS

Printed with soy ink on recycled paper

NEBRASKA DEPARTMENT OF ENVIRONMENTAL QUALITY

Casing Integrity Test Report

Company: CBR

Permit No: NE 0122611

Project: Crow Butte

Well No.: 1617

Casing Type: White Certi-Lok

Diameter: 4 1/2"

Hole Depth:

Casing Depth:

Screened Interval(s):

Depth of Test Packer(s): Top - Ground Level Bottom - 458'

Cementing Record (List type of test, log, etc. to determine proper cement job):

TIME	ELAPSED TIME (Min)	PRESSURE (PSIG)
9:44	0	125
9:49	5	122
9:54	10	119
9:59	15	116
10:04	20	114

Test Performed By: Paul Hamaker

Date: 4-5-00

Integrity test concerning the status of monitor well SM 6-18

CERTIFICATION

I certify under penalty of law that I have personally examined and am familiar with the information submitted in this application and all attachments and that, based on inquiry of those individuals immediately responsible for obtaining information, I believe the information is true, accurate, and complete. Further, I certify awareness that there are significant penalties for submitting false information, including the possibility of a fine and imprisonment.

By _____ PRINTED NAME OF PERSON SIGNING _____ TITLE

By _____ SIGNATURE _____ DATE

S/D 6/15/99 - ON 2 DAYS

WHITE - YELLOW: DEQ; PINK: YOUR RECORDS

Printed with soy ink on recycled paper