



**Pacific Gas and
Electric Company**

James M. Welsch
Vice President
Nuclear Generation and
Chief Nuclear Officer

Diablo Canyon Power Plant
P.O. Box 56
Avila Beach, CA 93424

805.545.3242
E-Mail: James.Welsch@pge.com

April 26, 2018

PG&E Letter DCL-18-022

U.S. Nuclear Regulatory Commission
ATTN: Document Control Desk
Washington, DC 20555-0001

10 CFR 50, Appendix I

Docket No. 50-275, OL-DPR-80
Docket No. 50-323, OL-DPR-82
Diablo Canyon Units 1 and 2
2017 Annual Radiological Environmental Operating Report

Dear Commissioners and Staff:

In accordance with Diablo Canyon Power Plant, Units 1 and 2, Technical Specification 5.6.2, Pacific Gas and Electric Company hereby submits the 2017 Annual Radiological Environmental Operating Report (AREOR). The AREOR, provided in the enclosure, covers the operation of Units 1 and 2 for the period of January 1 through December 31, 2017. This report contains material consistent with the objectives of the Offsite Dose Calculation Manual, and 10 CFR 50, Appendix I, Sections IV.B.2, IV.B.3, and IV.C.

There are no new or revised regulatory commitments in this report (as defined by NEI 99-04).

If you have any questions regarding this submittal, please contact Mr. Matthew Hayes at (805) 545-4488.

Sincerely,


James M. Welsch

IE25
NRR



Document Control Desk
April 26, 2018
Page 2

PG&E Letter DCL-18-022

armb/4743/50942685-2

Enclosure


cc: Diablo Distribution

cc/enc:

Dr. Penny E. Borenstein, San Luis Obispo County Health Officer
Kriss M. Kennedy, NRC Region IV Administrator
Christopher W. Newport, DCPN NRC Senior Resident Inspector
Gonzalo L. Perez, Branch Chief, California Department of Public Health
John M. Robertson, Executive Officer, CCRWQCB
Balwant K. Singal, NRC Senior Project Manager
Gary E. Willey, Air Pollution Control Officer, San Luis Obispo County Air
Pollution Control District Executive Officer, San Luis Obispo County Air
Pollution Control District

Enclosure 1
PG&E Letter DCL-18-022

2017 ANNUAL RADIOLOGICAL ENVIRONMENTAL OPERATING REPORT



2017 Annual Radiological Environmental Operating Report Diablo Canyon Power Plant

January 1, 2017 - December 31, 2017



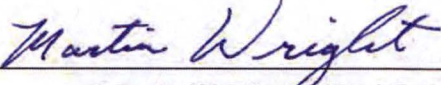
This page intentionally left blank.


2017 Diablo Canyon Power Plant


ANNUAL RADIOLOGICAL ENVIRONMENTAL OPERATING REPORT (AREOR)

January 1, 2017 - December 31, 2017

Prepared By
Pacific Gas & Electric Company
Diablo Canyon Power Plant

Prepared:  Date: 3/08/18
Martin Wright, DCPD RP Principal Engineer

Independent Tech Review:  Date: 3/15/18
Tom Hook, DCPD RP Engineer

Reviewed and Approved:  Date: 3/28/18
Matt Hayes, DCPD Radiation Protection Manager

PG&E Submittal Letter DCL-18-022

This page intentionally left blank.

EXECUTIVE SUMMARY

This report contains results from the operational Radiological Environmental Monitoring Program (REMP) for Diablo Canyon Power Plant (DCPP) compiled for the period January 1, 2017 through December 31, 2017.

The purpose of the REMP was to assess the levels of radiation or radioactivity in the environment and to verify that DCPP was operating within its design parameters. This data was used to assure that plant effluents did not result in a significant radiological dose to offsite individuals.

Operation of DCPP continued to have no detectable offsite radiological impact. Samples analyzed from the offsite sampling stations continued to show no radiological contribution from plant operations.

The offsite radiological doses received by the general public from plant operations were less than one millirem (mrem) annually which is insignificant when compared to the 310 millirem average annual radiation exposure to people in the United States from natural radiation sources (e.g. cosmic, terrestrial, radon, etc).

More than 260 environmental samples, 884 air samples, and 1440 thermo-luminescent dosimeter (TLD) phosphors were collected over the course of the 2017 REMP monitoring period. Approximately 1755 radionuclide analyses were performed on the environmental samples.

The REMP was conducted in accordance with DCPP Program Directive CY2, "Radiological Monitoring and Controls Program," and RP1.ID11, "Environmental Radiological Monitoring Procedure." This report was submitted per DCPP License Technical Specification 5.6.2.

The types of samples (matrix ID) collected for this monitoring period were as follows:

Air Particulate (AP)	Air Cartridge (AC) for iodide monitoring	Air Carbon-14 (AC14)	
Direct Radiation (TLD)	Milk (MK)	Meat (MT)	Vegetation (VG)
Drinking Water (DW)	Ground Water (GW)	Monitor Well (GW)	Surface Water (SW)
Aquatic Vegetation (AV)	Fish (FH)	Mussels (IM)	Sediment (SD)

The ambient direct radiation levels in the DCPP offsite environs did not change and were within the pre-operational background range.

The ambient onsite direct radiation levels within the DCPD plant site boundary near the Independent Spent Fuel Storage Installation (ISFSI) were elevated due to dry cask spent fuel storage. The remaining onsite REMP environmental TLD locations were not affected by the ISFSI due to ISFSI topographical elevation and placement within an onsite hillside which provided shielding to the rest of the site.

An evaluation of direct radiation measurements and member of public occupancy times within the site boundary indicated all federal criteria for member of public dose limits (10CFR20.1301) were conservatively met. An evaluation of direct radiation measurements indicated all federal EPA 40CFR190 criteria were conservatively met.

Groundwater isotopic monitoring was conducted in accordance with the nuclear industry NEI 07-07 Groundwater Protection Initiative (GPI). Concentrations of tritium were detected in two shallow monitoring wells (stations DY1 and OW1) near the power block. This tritium was evaluated and attributed to rain-washout of gaseous tritium exiting the plant vent system (via an approved isotopic-effluents discharge path). No groundwater tritium was attributed to DCPD system leaks or spills. It should also be noted that studies of the DCPD site groundwater gradient indicated that any groundwater (subsurface) flow beneath the DCPD power block was not used as a source of drinking water. Due to topography and site characteristics, this groundwater gradient flow discharged into the Pacific Ocean which is approximately 100 yards from the power block.

An Old Steam Generator Storage Facility (OSGSF) long term storage vault was constructed within the DCPD site boundary in 2007 for storage of eight retired DCPD steam generators and two retired DCPD reactor heads. This OSGSF did not cause any changes to the ambient direct radiation levels within the DCPD environs during 2017. The OSGSF in-building sumps were inspected quarterly by REMP personnel. These OSGSF sumps have remained empty and dry during 2017.

The results of the 2017 REMP showed no unusual environmental isotopic findings from DCPD site operations. These results were compared to DCPD preoperational isotopic data and showed no unusual trends.

Diablo Canyon site operations had no significant environmental radiological impact on airborne, surface water, drinking water, marine life, aquatic vegetation, terrestrial vegetation, sediment, milk, or meat radioactivity.

TABLE OF CONTENTS

Executive Summary	Page 5
1.0 Introduction	11
2.0 Program Design	13
2.1 Monitoring Zones	15
2.2 Pathways Monitored	15
2.3 Descriptions of REMP Monitoring	
2.3.1 Direct Radiation	15
2.3.2 Airborne Radioactivity	16
2.3.3 Airborne Carbon-14	17
2.3.4 Waterborne	18
2.3.5 Marine Biological, Beach Sand, and Ocean Sediment	20
2.3.6 Food Crops	22
2.3.7 Milk	23
2.3.8 Meat	24
3.0 Radiological Data Summary of Tables	51
4.0 Analysis of Environmental Results	
4.1 REMP Sampling Variance / Deviations	69
4.2 Comparison of Achieved LLDs with Requirements	73
4.3 Comparison of Results against NRC Reporting Levels	73
4.4 Data Analysis by Media Type	
4.4.1 Direct Radiation	75
4.4.2 Airborne Radioactivity	86
4.4.3 Waterborne	87
4.4.4 Marine Biological, Beach Sand, and Ocean Sediment	88
4.4.5 Food Crops	91
4.4.6 Milk	92
4.4.7 Meat	93
5.0 Groundwater Monitoring	94
6.0 Old Steam Generator Storage Facility	101
7.0 Lab Cross Check Program	105
8.0 DCPD Annual Land Use Census	163
9.0 DCPD Wind Rose	169
10.0 References	175
Appendix A 2017 DCPD REMP Analysis Results	177

Photograph credits: Tom Hook, John Lindsey, Steven Pengilley, Anita Wright, and Martin Wright

This page intentionally left blank.

LIST OF TABLES

<u>Table</u>	<u>Title</u>	<u>Page</u>
2.1	Radiological Environmental Monitoring Program	25
2.2	Distances and Directions to Environmental Monitoring Stations	31
2.3	Detection Capabilities for Environmental Lower Limit of Detection (LLD)	35
2.4	Reporting Levels for Radioactivity Concentrations in Environmental Samples	37
3.1	Direct Radiation Summary Table	53
3.2	REMP Airborne Summary Table	54
3.3	Surface Water Summary Table	55
3.4	Drinking Water Summary Table	56
3.5	Mussel Summary Table	57
3.6	Fish Summary Table	58
3.7	Algae Summary Table	59
3.8	Kelp Summary Table	60
3.9	Vegetative Crops Summary Table	61
3.10	Milk Summary Table	62
3.11	Meat Summary Table	63
3.12	Ocean Sediment Summary Table	64
3.13	Beach Sand Summary Table	65
3.14	Groundwater Summary Table	66
3.15	Monitoring Well Summary Table	67
8	DCPP Land Use Census	167

LIST OF FIGURES

<u>Figure</u>	<u>Title</u>	
2.1	Diablo Canyon Off-site REMP Locations	41
2.2	Diablo Canyon On-site REMP Locations	45
2.3	Diablo Canyon REMP Stations	49
8	DCPP Land Use Census Map	168

This page intentionally left blank.



Great Egret wading on DCPD coastline kelp bed

1.0 INTRODUCTION

Diablo Canyon Power Plant (DCPP) consists of two Westinghouse pressurized water reactors (PWR). Unit 1 began commercial operation on May 7, 1985 and Unit 2 began commercial operation on March 13, 1986. Each unit produces approximately 1,100 megawatts electrical (MWe).

The purpose of the Radiological Environmental Monitoring Program (REMP) is to verify that Diablo Canyon Power Plant (DCPP) is operating within its design parameters and to assure that plant effluents do not result in a significant radiological dose to offsite individuals.

Operation of DCPD continues to have no detectable radiological impact offsite. Samples analyzed from the offsite sampling stations continue to show no radiological contribution from plant operations. The annual radiological doses received by the general public from plant operations were less than one millirem (mrem) which is insignificant when compared to the 310 millirem average annual radiation exposure to people in the United States from natural radiation sources (e.g. cosmic, terrestrial, radon, etc). For comparison, this < 1 mrem annual exposure is equivalent to approximately 1 to 2 hours of cosmic radiation exposure during a cross country airline flight.

This Annual Radiological Environmental Operating Report (AREOR) summarized the findings of the REMP conducted by DCP. The remainder of this AREOR was organized as follows:

- Section 2: Provided a description of the overall REMP design. Included was a summary of the requirements for REMP sampling and tables listing routine sampling and TLD monitoring locations with distances from the plant. Tables listing Lower Limit of Detection (LLD) requirements and NRC Reporting Levels were also included.
- Section 3: Consisted of the summarized data as required by the Radiological Environmental Monitoring Program. The summaries were provided similar to that specified by the NRC Branch Technical Position on Environmental Monitoring.
- Section 4: Provided a summary of the results for the samples collected. The performance of the program in meeting the requirements was discussed, and the data acquired during the monitoring period was analyzed. Also included was environmental TLD data trending.
- Section 5: Provided a summary of groundwater monitoring in accordance with the nuclear industry NEI 07-07 Groundwater Protection Initiative.

This report and previous DCP AREOR's can be found on the NRC website at:


<http://www.nrc.gov/reactors/operating/ops-experience/tritium/plant-info.html>

DCP REMP sent replicate split samples of stations 7G1 vegetation (quarterly), 5F2 milk (monthly), 5S2 drinking water (monthly), DW1 drinking water (monthly), OUT seawater (monthly), DCM kelp (quarterly), DCM perch (quarterly), DCM rockfish (quarterly), and DCM ocean sediment (annually) to the California Department of Public Health - Radiologic Health Branch (CDPH-RHB) Laboratory as part of a California State split sampling program. These split samples were independently analyzed by the CDPH-RHB.

Other pathways independently monitored by the CDPH-RHB were quarterly direct radiation environmental TLD stations (MT1, 1A1, 1C1, 4D1, 5F3, 5S1, 7D1, 7C1, 7F1, and 8S2) and weekly air sampling particulate and I-131 (at stations 5F3 and 7D1).

The public can access these CDPH-RHB split sampling data results via the internet at:

<https://www.cdph.ca.gov/programs/CEH/DRSEM/pages/RHB-Environment/Monitoring.aspx#>



DCPP coastline intertidal sea life

2.0 PROGRAM DESIGN

The Radiological Environmental Monitoring Program (REMP) for the Diablo Canyon Power Plant (DCPP) was designed with the following specific objectives in mind. These objectives continue to be in force, to varying degrees, throughout facility operation:

- To provide an early indication of the appearance or accumulation of any radioactive material in the environment caused by facility operation. Preoperational data was also used in this comparison.
- To provide assurance to regulatory agencies and the public that the station's environmental impact was known and within anticipated limits.
- To provide standby monitoring capability for rapid assessment of risk to the general public in the event of unanticipated or accidental releases of radioactive material.

The environmental media selected were based on the critical dose pathways of the radionuclides from the environment to man. They included the following: direct radiation, air, water, fish, ocean sediment, and invertebrates. Supplemental samples such as algae, kelp, local agricultural crops, recreational beach sand,

groundwater, meat, and milk were also collected. The sampling locations were determined by land use, site meteorology, and local demographics. Guidance for this monitoring program was provided by the Radiological Assessment Branch Technical Position on Radiological Environmental Monitoring, Revision 1, November 1979 (NUREG-1301).

REMP samples were collected by DCPD REMP personnel and sent to General Engineering Labs (GEL) in Charleston, South Carolina for isotopic analysis.

Fish (except market fish) and ocean sediment samples were collected by contract divers of Tenera Environmental and given to DCPD REMP personnel for shipment to GEL.

Market fish samples were collected by local commercial fishermen and then purchased by DCPD REMP personnel in one of two local fish markets for shipment to GEL.

Environmental direct radiation analyses were conducted by the use of thermo-luminescent dosimeters (TLD). Environmental TLD analysis was conducted by Mirion Technologies in Irvine California.

The detailed sampling requirements of the REMP were given in Table 2.1 of this report.

Data summary tables of REMP sampling for the period were shown in section 3 of this report.

Any deviations from the REMP sampling schedule / requirements were documented in section 4 of this report.

Direct dose (environmental TLD) results were shown in section 4 of this report.

Individual REMP sample isotopic analysis results were shown in Appendix A of this report.

Isotopic analysis results were classified as "detected" if the a-posteriori analysis result was greater than the Minimum Detectable Concentration (MDC) value for that specific analysis.

Detected concentrations ($>$ MDC) of nuclear power plant related isotopes have been highlighted with yellow-fill cell background in Appendix A for quick identification by the AREOR audience. Naturally occurring radioactive materials (NORM) were not highlighted (e.g. gross beta, Be-7, K-40, thorium, radium, radon, lead, etc).

2.1 MONITORING ZONES

The REMP was designed to allow comparison of levels of radioactivity in samples from the areas possibly influenced by DCPD to levels found in areas not influenced by the facility operations. Areas with the potential to be influenced by facility operations were called "indicator" stations. Areas with sufficient distance from the plant that were not likely to be influenced by facility operations were called "control" stations. The distinction between the two zones was based on distance and relative direction from the plant. Analysis of survey data from the two zones aided in determination of site environmental influence. Analysis from the two zones assisted in differentiation between radioactive releases and seasonal variations in the natural environmental background radioactivity.

2.2 PATHWAYS MONITORED

Direct Radiation

Airborne Radioactivity

Waterborne Pathways

Marine Biological, Beach Sand, and Ocean Sediment

Food Crops

Milk

Meat

2.3 DESCRIPTIONS OF REMP MONITORING

2.3.1 Direct Radiation

Environmental TLD badge packets were distributed and collected from field stations by DCPD REMP personnel and then shipped to Mirion Technologies for processing on a quarterly basis. Control badges accompanied the field badges during shipment and deployment to measure any non-station dose received during transit time periods.

Direct ambient radiation was measured at 32 stations in the vicinity of DCPD and at 8 stations in the vicinity of the ISFSI using Panasonic UD814 TLD badges. The TLD badges had valid element correction factors (ECF), were calibrated using a NIST-traceable caesium-137 source, were annealed prior to placement, and were sealed in watertight packaging. Three TLD badges were placed at each

station and each badge contained 3 calcium sulfate phosphors for a total of 9 calcium sulfate phosphors at each station. The 9 phosphors were analyzed and then averaged to provide a single station reading. Transit process exposure was subtracted and that single reading was converted into a microrem per hour ($\mu\text{rem/hr}$) dose rate dependent on the in-field exposure time period. Then the $\mu\text{rem/hr}$ dose rate was converted into millirem (mrem) per standard (91 day) quarter. This millirem result was reported as "Standard Quarter TLD Results" for each station in the Section 4.4.1 Env TLD Analysis spreadsheets.

DCPP Environmental TLD "Standard Quarter TLD Results" were measurements of all environmental gamma radiation sources (cosmic, terrestrial, radon, man-made, etc) at each station during the in-field deployment period. These all-inclusive exposure values were used to create the trend graphs in Section 4.4.1.

ANSI/HPS N13.37-2014 methodology was used to report "Quarterly / Annual Investigation Level Dose" as a means to quantify DCPP facility related exposure.

2.3.2 Airborne Radioactivity

Air particulate and radioiodine sampling were performed weekly at six indicator stations: MT1, 0S2, 1S1, 7D1, 8S1 and 8S2. Air particulate and radioiodine sampling was performed weekly at one control station: 5F1.

Constant flow air samplers (F&J model DF-1) were used to draw air through paper filters to collect air particulates (station matrix AP = Air Particulate) and through triethylenediamine (TEDA) impregnated charcoal cartridges to collect radioiodine (station matrix AC = Air Cartridge). The air sampling flow rate was conducted at approximately 2.55 cubic meters per hour. The air sampling collection filters were located approximately seven feet above the ground. The sample volumes were determined by F&J Corporation model DF-1 flow meters (corrected to standard temperature and pressure, STP) which were installed downstream of the sample filters. At the end of the weekly sampling period, the particulate filter and TEDA charcoal cartridge were collected. All necessary data regarding the air volume readings, flow rate, sampler time on / off, date of collection, and sampler station location were recorded and submitted to GEL along with the filter samples for isotopic analysis.

Approximately 72 hours after sampling (to allow for radon and thoron daughter decay), the particulate filter papers collected from the field were placed on individual planchets and counted for gross beta activity in a low background, thin window gas proportional counter.

Quarterly gamma spectroscopy isotopic analysis was performed on station composites of the approximate 13 filters to determine the activity concentration of gamma emitting isotopes. The quarterly composite sample time is reported at the midpoint of the quarter monitored.

Due to the short half-life of Iodine-131, each station weekly TEDA impregnated charcoal cartridge was counted for gamma spectroscopy isotopic analysis to determine the radioiodine concentration.



DCPP air sampling station equipment

2.3.3 Airborne Carbon-14

Supplemental air Carbon-14 (station matrix AC14) sampling was performed weekly at stations 0S2 (northwest sector), 8S1 (southeast sector), and 5F1 (control station in San Luis Obispo) throughout 2017.

General Engineering Labs (GEL) and DCPP REMP worked together to develop a method for sampling environmental airborne inorganic C-14. Inorganic C-14 (as CO₂) is the primary exposure pathway to man via photosynthesis in plants. A

constant flow air sampler was used to draw air through a solid phase carbon sensitive sorbent cartridge. The air sampler was set at a flow rate of 1.0 standard liter per minute. The air sample filter cartridge head was located approximately seven feet above the ground. At the end of the weekly sampling period, the filter cartridge was collected. All necessary data regarding the air volume, flow rate, sampler time on / off, date of collection, and sampler station location were recorded and submitted to GEL along with the sample filter for C-14 analysis. At GEL, a suitable portion of the solid sorbent material was processed through a method utilizing wet oxidation to remove volatile CO₂ from the media in a closed distillation system. Once removed from the media, C-14 as carbon dioxide was sparged through a dilute acid solution for trapping any tritium water present in the sample. After sparging through dilute acid, the CO₂ was trapped in a sorbing solution which was added to liquid scintillation cocktail and finally counted in a liquid scintillation counter. It should be noted that C-14 results in Appendix A are reported in microcuries (μCi) per cubic meter. This method met the following specifications:

- Validated to retain 99.9% of inorganic C-14 in air
- Validated at collection rates of approximately 1.0 liter per minute
- Validated for total collection capacity over a 1 week sampling interval
- Accurate analysis of C-14 over a wide range of concentrations
- Methodology free from interference by other radionuclides
- Detection capability of approximately $8\text{E-}7$ μCi (0.8 pCi) per cubic meter

2.3.4 Waterborne

Water samples (drinking water, surface water, monitor wells, and groundwater) were collected at the frequencies shown in Table 2.1

Ocean surface water samples were collected at Diablo Cove (station DCM), Rattlesnake Canyon (station 7C2), and at the plant Outfall (station OUT).

Drinking water samples were collected from Diablo Creek Weir (station 5S2), Diablo Creek Outlet (station WN2), Blanchard Spring (station 1A2), and from

the DCCP drinking water system (station DW1). San Luis Obispo (SLO) city drinking water was also collected from a control station located at 4325 South Higuera Street, Offsite Emergency Lab (station OEL) in SLO.

Supplemental groundwater samples were collected from Water Well 02 (WW2) and DCSF96-1 (8S3).

Supplemental on-site monitoring well samples were collected from french-drain systems labeled Observation Well 01 (OW1), Observation Well 02 (OW2), and Drywell 115 (DY1). These shallow French drain well systems were located in close proximity to the facility power block structures and within the protected area.

Two on-site monitoring wells were installed in December 2011 as part of the industry Groundwater Protection Initiative (GPI). Isotopic sampling of these wells was initiated in 2012. These two onsite wells were downgradient of the power block and located along the west side of the power block. These two monitoring wells were labeled Groundwater 1 (GW1) and Groundwater 2 (GW2).

After collection, the samples were securely sealed and labeled with sample type, station ID, date, time of collection, person performing the collection and sent to GEL for analysis.



REMP personnel conducting sea water sampling

2.3.5 Marine Biological, Beach Sand, and Ocean Sediment

The REMP required sampling of rockfish (genus *Sebastes*), perch (family Embiotocidae), intertidal mussels (genus *Mytilus*), and ocean sediment from indicator station DCM and control station 7C2.

All other marine samples collected were considered supplemental. These supplemental marine samples included the following: intertidal algae, intertidal mussels, kelp, rockfish, perch, beach sand, and market fish. The intertidal samples were collected by DCPD personnel during low tidal conditions. Kelp was collected quarterly by DCPD personnel from the offshore kelp bed in the vicinity of the site.

Beach sand was collected by DCPD personnel between the high tide and low tide boundaries at nearby recreational beaches.


In-shell mussels were sent to GEL where GEL personnel removed the meat & internal organs for analysis.

Quarterly samples of fish and annual samples of ocean sediments were collected from the plant environs by contracted divers (TENERA Environmental). The Tenera divers fillet the fish and leave a small portion of skin for identification. Only edible portions (fish fillets) of the fish were analyzed.

Market Fish caught locally by commercial fishermen were purchased from two local fish markets (Avila Beach Pier-7D3 and Morro Bay-2F1).

All samples were subject to unavailability due to seasonal fluctuations or unfavorable sampling conditions.

The above samples were immediately sealed in plastic containers upon collection. The samples were labeled with sample type, station ID, date, time of collection, and the individual who performed collection. Most samples were routinely frozen (to prevent spoilage odor) before they were shipped to GEL for analysis.



2.3.6 Food Crops

The REMP required broadleaf food vegetation collected in the nearest off-site locations of the highest calculated annual average ground level D/Q (deposition coefficient) within 5 miles. There was no broadleaf food vegetation available that satisfied this requirement. Because these food products were unavailable, the DCPD REMP conducted additional weekly air sampling in the SE (station 8S2) and NNW (station 1S1) sectors.

Additional representative samples of food crops (in season) were collected monthly from supplemental stations: Cal Poly Farm (5F2), Kawaoka Farm in Arroyo Grande (7G1), Mello Farm (7C1) along the DCPD site access road, and quarterly from local gardens (3C1, 6C1, and 7E1).

The vegetation samples at 5F2, 7G1, 7C1, 3C1, and 7E1 were collected by DCPD personnel and immediately sealed in plastic bags. The quarterly garden vegetation sample at 6C1 was provided to DCPD personnel by the land occupant (due to difficulty of property access and occupant requested privacy).

The samples were labeled with sample type, station ID, collection date, collection time, and the individual who performed collection. The samples were routinely frozen (to prevent spoilage odor) before they were shipped to GEL for analysis.



Vegetation sampling at Cal Poly Station 5F2

2.3.7 Milk

There were no animals within the 5 mile vicinity of the site utilized for milk consumption by humans. However, supplemental samples of cow milk were collected monthly from the Cal Poly Farm (5F2) which was approximately 13 miles from DCPD.

Two 1-gallon plastic containers of milk were collected each sampling period by DCPD personnel. Forty grams of sodium bisulfite preservative were added to each gallon of milk sample. The containers were sealed and shaken thoroughly to distribute the preservative. The containers were labeled with sample type, station ID, collection date, collection time, and the individual who performed collection. The samples were then express-shipped (due to the short half-life of I-131) to GEL for analysis.



Milk sampling at Cal Poly Station 5F2

2.3.8 Meat

A rancher routinely grazed (free range, grass fed) cattle within three miles of the site boundary between the northwest clockwise to east sectors. This livestock meat would then be offered at local farmer's markets and private distribution. Because it was possible for this vendor to provide an individual's sole-source of annual meat consumption, this meat sampling was included in the REMP. REMP personnel obtained commercially packaged meat samples directly from the land owner. Gamma spec and total strontium 89/90 analyses were performed on the meat. The REMP station codes were BCM, BGM, and BSM.

Control station free range, grass fed meat sampling was conducted of ranches outside the influence of DCP. This meat was purchased by REMP personnel from the Whole Foods Market in SLO. The control station meat consisted of Hearst Ranch meat which is located approximately 37 miles north of the DCP site. The REMP station code was CCM (Control Cow Meat).

Property owners could hunt deer and wild pig (in season) within 5 miles of the site boundary. In 2017, the REMP obtained voluntary participation deer meat samples from one of these property owners (see picture below). Gamma spec and strontium analyses were performed on REMP station code JDM deer meat.



The meat was packaged by the livestock owners or commercial processes. The unopened packages were then separated by species and placed into large over-pack zip-lock bags. Each bag was labeled with sample type, station ID, collection date, collection time, and the individual who performed the collection. The samples were then frozen and shipped to GEL for isotopic analysis.

**TABLE 2.1:
Radiological Environmental Monitoring Program**

Exposure Pathway and/or Sample Type	Number of Representative Samples and Sample Locations ¹	Sampling Stations	Collection Frequency	Type of Analysis	Required or Supplemental
1. Direct Radiation ²	Thirty-two routine monitoring stations containing thermo luminescent dosimeters (TLDs) such that at least two (2) phosphors are present at each station, placed as follows:				
	An inner ring of stations, one in each terrestrial meteorological sector in the general area of the SITE BOUNDARY;	0S1, 0S2, WN1, 1S1, 2S1, 3S1, 4S1, 5S1, 6S1, 7S1, 8S1, 9S1, 8S2, 5S3, and MT1	Quarterly	Gamma Dose	Required
	An outer ring of stations, one in each terrestrial meteorological sector in the 2.5 to 14 km range from the site; and	0B1, 1A1, 1C1, 2D1, 3D1, 4C1, 5C1, 6D1, and 7C1	Quarterly	Gamma Dose	Required
	One or two areas to serve as control stations; and	2F2, 4D1, 5F1	Quarterly	Gamma Dose	Required
	The balance of the stations to be placed in special interest areas such as population centers, nearby residences, or schools.	5F3, 7D1, 7D2, 7F1, and 7G2	Quarterly	Gamma Dose	Required
	A minimum of four stations around the ISFSI	IS1, IS2, IS3, IS4, IS5, IS6, IS7, IS8	Quarterly	Gamma Dose	Required
2. Airborne Radioiodine	Samples from ≥ 4 stations:				
	Three samples from close to the three SITE BOUNDARY locations (0S2, 8S1, & MT1) in different sectors.	0S2, 8S1, and MT1	Continuous sampler operation with sample collection weekly, or more frequently if required by dust loading.	I-131 analysis	Required
	One sample from the vicinity of a community having the highest calculated annual average ground level D/Q.	7D1	Continuous sampler operation with sample collection weekly, or more frequently if required by dust loading.	I-131 analysis	Required
	If food products are unavailable, additional air sampling will be done in the NNW (station 1S1) and SE (Station 8S2) sectors.	1S1 & 8S2	Continuous sampler operation with sample collection weekly, or more frequently if required by dust loading.	I-131 analysis	Required
	One sample from a control location.	5F1	Continuous sampler operation with sample collection weekly, or more frequently if required by dust loading.	I-131 analysis	Required

Table 2.1 (continued)

Exposure Pathway and/or Sample Type	Number of Representative Samples and Sample Locations ¹	Sampling Stations	Collection Frequency	Type of Analysis	Required or Supplemental
3. Airborne Particulate	Samples from ≥ 4 stations:				
	Three samples from close to the three SITE BOUNDARY locations (0S2, 8S1, & MT1) in different sectors.	0S2, 8S1, and MT1	Continuous sampler operation with sample collection weekly, or more frequently if required by dust loading.	Weekly gross beta radioactivity analysis following filter change ³ . Quarterly gamma isotopic analysis ⁴ of composite consisting of approx. 12 filters (by location).	Required
	One sample from the vicinity of a community having the highest calculated annual average ground level D/Q.	7D1	Continuous sampler operation with sample collection weekly, or more frequently if required by dust loading.	Weekly gross beta radioactivity analysis following filter change ³ . Quarterly gamma isotopic analysis ⁴ of composite consisting of approx. 12 filters (by location).	Required
	If food products are unavailable, additional air sampling will be done in the NNW (station 1S1) and SE (Station 8S2) sectors.	1S1 & 8S2	Continuous sampler operation with sample collection weekly, or more frequently if required by dust loading.	Weekly gross beta radioactivity analysis following filter change ³ . Quarterly gamma isotopic analysis ⁴ of composite consisting of approx. 12 filters (by location).	Required
	One sample from a control location.	5F1	Continuous sampler operation with sample collection weekly, or more frequently if required by dust loading.	Weekly gross beta radioactivity analysis following filter change ³ . Quarterly gamma isotopic analysis ⁴ of composite consisting of approx. 12 filters (by location).	Required
4. Airborne Carbon-14					
	Samples from 3 stations: One sample from each of the NW and SE sectors close to the site (0S2 and 8S1). One sample used as a control station (5F1).	0S2,8S1 5F1 (control)	Continuous sampler operation with sample collection weekly, or more frequently if required by dust loading.	C-14 analysis	Supplemental

Table 2.1 (continued)

Exposure Pathway and/or Sample Type	Number of Representative Samples and Sample Locations ¹	Sampling Stations	Collection Frequency	Type of Analysis	Required or Supplemental
5. Waterborne					
a. Surface Ocean Water	One sample from the plant Outfall, Diablo Cove, and an area not influenced by plant discharge.	OUT, DCM, and 7C2	Monthly (grab sample)	Gamma isotopic ⁴ and tritium analysis.	Required
	One sample from the plant Outfall, Diablo Cove, and an area not influenced by plant discharge.	OUT, DCM, and 7C2	Quarterly (grab sample)	Gross Beta, Total Sr 89/90, Fe-55, and Ni-63	Supplemental
b. Drinking Water	One sample from the plant drinking water, one sample from Diablo Creek (upstream of plant), and one control sample.	DW1 and 5S2 OEL (control)	Monthly (grab sample)	Gamma isotopic ⁴ , I-131, and tritium analysis.	Required
	One sample from the plant drinking water, one sample from Diablo Creek (upstream of plant), and one control sample.	DW1 and 5S2 OEL (control)	Quarterly (grab sample)	Gross Beta, Total Sr 89/90, Fe-55, and Ni-63	Supplemental
	One sample from Diablo Creek (downstream of plant) and one sample from Blanchard Spring.	WN2 and 1A2	Quarterly (grab sample)	Gamma isotopic ⁴ , tritium, I-131, gross beta, Total Sr 89/90, Fe-55, and Ni-63	Supplemental
c. Groundwater	One sample from wells located under or downgradient from the plant power block.	OW1, OW2, DY1, GW1, and GW2	Quarterly (grab sample, when available)	Gamma isotopic ⁴ , tritium, gross beta, Total Sr 89/90, Fe-55, and Ni-63	Supplemental
	One sample from a well located outside the plant power block (control sample).	WW2, 8S3	Quarterly (grab sample, when available)	Gamma isotopic ⁴ , tritium, gross beta, Total Sr 89/90, Fe-55, and Ni-63	Supplemental
d. Sediment	One sample of offshore ocean sediment from Diablo Cove and Rattlesnake Canyon.	DCM and 7C2	Annual (grab sample)	Gamma isotopic ⁴	Required
	One sample of offshore ocean sediment from Diablo Cove and Rattlesnake Canyon.	DCM and 7C2	Annual (grab sample)	Total Sr 89/90, Fe-55, and Ni-63	Supplemental
	One sample from each of five local recreational beaches.	AVA, MDO, PMO, CYA, and CBA	Semi- Annual (grab sample)	Gamma isotopic ⁴ , Total Sr 89/90, Fe-55, and Ni-63	Supplemental
e. Marine Flora	One sample of kelp	DCM, PON, POS, and 7C2	Quarterly (when available)	Gamma isotopic ⁴	Supplemental
	One sample of intertidal algae	DCM and 7C2	Quarterly (when available)	Gamma isotopic ⁴	Supplemental

Table 2.1 (continued)

Exposure Pathway and/or Sample Type	Number of Representative Samples and Sample Locations ¹	Sampling Stations	Collection Frequency	Type of Analysis	Required or Supplemental
6. Ingestion					
a. Milk	Samples from milking animals in three locations within 5 km distance having the highest dose potential. If there are none, then one sample from milking animals in each of three areas between 5 to 8 km distance where doses are calculated to be greater than 1 mrem per year. One sample from milking animals at a control location 15 to 30 km distant and in the least prevalent wind direction. NOTE: The sample (5F2) should be taken monthly even if there are no indicator samples available.	5F2	Semimonthly when animals are on pasture; monthly at other times.	Gamma isotopic ⁴ and I-131 analysis.	Supplemental
b. Fish and Invertebrates	One sample of rock fish (family Sebastes) and one sample of perch (family Embiotocidae)	DCM and 7C2	Quarterly (grab sample)	Gamma isotopic ⁴ analysis on edible portions of each sample.	Required
	One sample of rock fish (family Sebastes) and one sample of perch (family Embiotocidae)	PON and POS	Quarterly (grab sample)	Gamma isotopic ⁴ analysis on edible portions of each sample.	Supplemental
	One sample of mussel (family Mytilus)	DCM and 7C2	Quarterly (grab sample)	Gamma isotopic ⁴ analysis on edible portions of each sample.	Required
	One sample of mussel (family Mytilus)	PON	Annual (grab sample)	Gamma isotopic ⁴ analysis on edible portions of each sample.	Supplemental
	One sample of mussel (family Mytilus)	POS	Quarterly (grab sample)	Gamma isotopic ⁴ analysis on edible portions of each sample.	Supplemental
	One sample of locally harvested market fish.	7D3 OR 2F1 (should alternate between locations)	Quarterly (grab sample)	Gamma isotopic ⁴ analysis on edible portions of each sample.	Supplemental

Table 2.1 (continued)

Exposure Pathway and/or Sample Type	Number of Representative Samples and Sample Locations ¹	Sampling Stations	Collection Frequency	Type of Analysis	Required or Supplemental
c. Broadleaf Vegetation ⁵	Three samples of broadleaf vegetation grown nearest off-site locations of highest calculated annual average ground level D/Q IF milk sampling is not performed.		Monthly (when available)	Gamma isotopic ⁴ analysis (that includes I-131) on edible portion.	Required (see notation #5)
	One sample of each of the similar broadleaf vegetation grown 15 to 30 km distant in the least prevalent wind direction IF milk sampling is not performed.		Monthly (when available)	Gamma isotopic ⁴ analysis (that includes I-131) on edible portion.	Required (see notation #5)
d. Vegetative Crops	One sample of broadleaf vegetation or vegetables or fruit	5F2, 7C1, and 7G1	Monthly (when available)	Gamma isotopic ⁴ analysis on edible portion.	Supplemental
	One sample of broadleaf vegetation or vegetables or fruit.	3C1, 6C1, 7E1	Quarterly (as provided by land owner)	Gamma isotopic ⁴ analysis on edible portion.	Supplemental
e. Meat sample	One sample of each species (cow, goat, sheep, deer, or pig) of edible meat portion slaughtered for personal consumption (not mass market).	BCM, BGM, BSM, JDM, JPM, ACM, ADM, APM, CCM	Quarterly (as available and provided by land owners within 8 km of plant site)	Gamma isotopic ⁴ analysis, and Total Sr 89/90 on edible portion.	Supplemental

Table Notations

- Deviations are permitted from the required sampling schedule if specimens are unobtainable due to circumstances such as hazardous conditions, seasonal unavailability, malfunction of automatic sampling equipment and other legitimate reasons. If specimens are unobtainable due to sampling equipment malfunction, effort shall be made to complete corrective action prior to the end of the next sampling period. All deviations from the sampling schedule shall be documented in the Annual Radiological Environmental Operating Report. It is recognized that, at times, it may not be possible or practicable to continue to obtain samples of the media of choice at the most desired location or time. In these instances, suitable specific alternative media and locations may be chosen for the particular pathway in question and appropriate substitutions made within 30 days in the Radiological Environmental Monitoring Program, and submitted in the next Annual Radioactive Effluent Release Report, including a revised figure(s) and table for the ERMP reflecting the new location(s) with supporting information identifying the cause of the unavailability of samples for that pathway and justifying the selection of the new location(s) for obtaining samples.
- For the purposes of this table, a thermoluminescent dosimeter (TLD) is considered to be one phosphor. There are normally three calcium sulfate phosphors in an environmental TLD BADGE. Film badges shall not be used as dosimeters for measuring direct radiation.
- Airborne particulate sample filters shall be analyzed for gross beta radioactivity 24 hours or more after sampling to allow for radon and thoron daughter decay. If gross beta activity in air particulate samples is greater than 10 times the yearly mean of control samples, gamma isotopic analysis shall be performed on the individual samples.
- Gamma isotopic analysis means the identification and quantification of gamma-emitting radionuclides that may be attributable to the effluents from the facility.
- If broadleaf vegetation food products are unavailable, additional air sampling as specified in Table 2.1, Parts 2 & 3 will be done in the NNW (station 1S1) and SE (Station 8S2) sectors.
- The Branch Technical Position (Nov 79) states, "Any location from which milk can no longer be obtained may be dropped from the surveillance program after notifying the NRC in writing that they are no longer obtainable at that location". Although milk sampling performed at 5F2 is outside the 5-mile radius and is supplemental to the REMP, this notification should take place if 5F2 milk sampling ceases.

This page intentionally left blank.

TABLE 2.2

Distances and Directions to Environmental Monitoring Stations

Station Code ^(a)	Station Name	Radial Direction** (True Heading) Degrees	Radial Distance** From Plant	
			km	Miles
0S1	Exclusion Fence-Northwest Corner	320	0.16	0.1
0S2	North Gate	320	0.8	0.5
1S1	Wastewater Pond	330	0.64	0.4
2S1	Back Road-300 m North of Plant	0	0.32	0.2
3S1	Road NW of 230 kV Switchyard	23	0.64	0.4
4S1	Back Road Between Switchyards	43	0.8	0.5
5S1	500 kV Switchyard	58	0.64	0.4
5S2	Diablo Creek Weir	65	0.96	0.6
5S3	Microwave Tower Road	70	1.02	0.7
6S1	Microwave Tower	94	0.8	0.5
7S1	Overlook Road	112	0.48	0.3
8S1	Target Range	125	0.8	0.5
8S2	Southwest Site Boundary	128	1.76	1.1
8S3	DCSF 96-1 (monitor well)	140	0.64	0.4
9S1	South Cove	167	0.64	0.4
MT1	Meteorological Tower	185	0.32	0.2
DCM	Diablo Cove Marine	249	0.44	0.27
WN1	Northwest Guard Shack	290	0.32	0.2
WN2	Diablo Creek Outlet	283	0.25	0.15
1A1	Crowbar Canyon	327	2.56	1.6
1A2	Blanchard Spring	331	2.4	1.5
0B1	Point Buchon	325	5.76	3.6
1C1	Montana de Oro Campground	336	7.52	4.7
3C1	Ranch Vegetation	20	7.16	4.5
4C1	Clark Valley Gravel Pit	45	9.28	5.8
5C1	Junction Prefumo/See Canyon Roads	64	7.52	4.7
6C1	Household Garden	98	7.24	4.5
7C1	Pecho Creek Ruins (Mello Farm)	120	6.56	4.1
7C2	Rattlesnake Canyon	124	7.52	4.7
2D1	Sunnyside School	10	11.04	6.9
3D1	Clark Valley	24	9.92	6.2
4D1	Los Osos Valley Road	36	12.16	7.6
6D1	Junction See/Davis Canyon Roads	89	13.4	8.3
7D1	Avila Gate	118	10.56	6.6
7D2	Avila Beach	110	12.16	7.6
7D3	Avila Pier	120	11.0	6.9
7E1	Avila Valley Barn	103	13.94	8.66
2F1	Morro Bay (Commercial Landing)	0	17.44	10.9
2F2	Morro Bay Power Plant	358	17.9	11.2
5F1	SLO OEL	79	16.41	10.2
5F2	Cal Poly Farm	60	20.16	12.6
5F3	SLO County Health Department	70	20.32	12.7

Table 2.2 (continued)

Station Code ^(a)	Station Name	Radial Direction** (True Heading) Degrees	Radial Distance** From Plant	
			km	Miles
7F1	Shell Beach	110	17.28	10.8
7G1	Arroyo Grande (Kawaoka Farm)	115	26.88	16.8
7G2	Oceano Substation	118	27.68	17.3
AVA	Avila Beach (near pier)	109	11.75	7.3
CBA	Cambria Moonstone Beach	330	45.86	28.5
CYA	Cayucos Beach (near pier)	350	26.87	16.7
DY1	Drywell 115'	77	0.041	0.026
DW1	Drinking Water (Plant Potable Water Sys)	161	0.59	0.37
GW1	Groundwater Monitoring Well 1	271	0.15	0.09
GW2	Groundwater Monitoring Well 2	195	0.21	0.13
IS1-IS8	ISFSI	59	0.38	0.23
MDO	Montana de Oro (Spooners Cove)	336	7.56	4.7
OW1	Observation Well 01	336	0.07	0.046
OW2	Observation Well 02	157	0.07	0.045
OEL	Offsite Emergency Lab	79	16.41	10.2
OUT	Plant Outfall	229	0.15	0.01
PMO	Pismo Beach (near pier)	113	20.76	12.9
PON	Pacific Ocean North of Diablo Cove	287	0.56	0.35
POS	Pacific Ocean South of Diablo Cove	176	0.7	0.44
WW2	Water Well 02	70	1.02	0.63
BCM	Blanchard (Farm) Cow Meat	320	1.94	1.2
BGM	Blanchard (Farm) Goat Meat	320	1.94	1.2
BSM	Blanchard (Farm) Sheep Meat	320	1.94	1.2
CCM	Control Cow Meat	328	59.5	37
JDM	Johe (Property) Deer Meat	21	5.24	3.26

*The reference point used is the dome of Unit 1 containment.

***Station Code (XYZ):**

X - First number (0-9) represents the radial sector in which the station is located:

0 - Northwest	5 - East-northeast
1 - North-northwest	6 - East
2 - North	7 - East-southeast
3 - North-northeast	8 - Southeast
4 - Northeast	9 - South-southeast

Y - Letter (S, A-H) represents the distance from the plant:

S - On-site
A - 0-2 miles from plant (but off-site)
B - 2-4 miles from plant
C - 4-6 miles from plant
D - 6-8 miles from plant
E - 8-10 miles from plant
F - 10-15 miles from plant
G - 15-20 miles from plant
H - Greater than 20 miles from plant

Z - Second number represents the station number within the zone.

Table 2.2 (continued)

*Station Codes exceptions:

The following stations do not follow the coding system:

- Diablo Cove Marine (DCM)
- Meteorological Tower (MT1)
- Northwest guard shack (WN1)
- Diablo Creek outlet (WN2)
- Pacific Ocean North (PON)
- Pacific Ocean South (POS)
- Offsite Emergency Lab (OEL)
- Plant outfall (OUT)
- Drinking water (DW1)
- Water Well 02 (WW2)
- Observation Well 01 (OW1)
- Observation Well 02 (OW2)
- Drywell 115 (DY1)
- Avila Beach (AVA)
- Groundwater Monitoring Well 1 (GW1)
- Groundwater Monitoring Well 2 (GW2)
- Montana de Oro (MDO)
- Pismo Beach (PMO)
- Cayucos Beach (CYA)
- Cambria Moonstone Beach (CBA)
- Blanchard Cow Meat (BCM)
- Blanchard Goat Meat (BGM)
- Blanchard Sheep Meat (BSM)
- Control Cow Meat (CCM)
- Johe Deer Meat (JDM)
- Johe Pig Meat (JPM)
- Andre Cow Meat (ACM)
- Andre Deer Meat (ADM)
- Andre Pig Meat (APM)
- ISFSI TLDs (IS1 – IS8)

This page intentionally left blank.

TABLE 2.3:

Detection Capabilities for Environmental Sample Analysis ^(a)
Lower Limits of Detection (LLD) ^(b)

Analysis	Water (pCi/L)	Airborne Particulate or Gases (pCi/m³)	Fish (pCi/kg, wet)	Milk (pCi/L)	Food Products (pCi/kg, wet)	Soil/Sediment (pCi/kg, dry)^e
Gross beta	4	0.01				
H-3	400 ^c					
Mn-54	15		130			150
Fe-59	30		260			300
Co-58	15		130			150
Co-60	15		130			150
Zn-65	30		260			300
Zr-95	30					300
Nb-95	15					150
I-131	1 ^d	0.07		1	60	
Cs-134	15	0.05	130	15	60	150
Cs-137	18	0.06	150	18	80	180
Ba-140	60			60		600
La-140	15			15		150

Table Notations

- a) The gamma emitters and corresponding LLD values listed are derived from standard ODCM guidance for environmental samples as found in NUREG-1301, Table 4.12-1. This list does not mean that only these nuclides are to be considered. Other peaks that are identifiable, together with those of the above nuclides, are also analyzed and reported in the Annual Radiological Environmental Operating Report.
- b) The LLD is defined, for purposes of these specifications, as the a-priori analysis "process" that will yield a net count, above system background, that will be detected with 95 percent probability with only 5 percent probability of falsely concluding that a blank observation represents a "real" signal for the above concentration of radioactive material in a sample.
- c) If no drinking water pathway exists, a value of 3,000 pCi/L may be used for tritium. All groundwater wells should use the 400 pCi/L tritium value regardless of drinking water use.
- d) The LLD value of 1 pCi/L for I-131 is applicable only to sources used as drinking water. If no drinking water pathway exists, a value of 15 pCi/L may be used for I-131.
- e) The gamma emitters LLD values listed for soil/sediment are derived from the Cs-134/137 10:1 ratio established in the environmental LLDs in NUREG-1301, Table 4.12-1.

TABLE 2.3 (Continued)

Table Notations

For a particular measurement system, which may include radiochemical separation:

$$\text{LLD} = \frac{4.66s_b}{E \times V \times 2.22 \times Y \times \exp(-\lambda t)}$$

Where:

- LLD = the "a priori" the lower limit of detection as defined above (as pCi per unit mass or volume)
- S_b = the standard deviation of the background counting rate or of the counting rate of a blank sample as appropriate (as counts per minute)
- E = the counting efficiency (as counts per transformation)
- V = the sample size (in units of mass or volume)
- 2.22 = the number of transformations per minute per pico-curie
- Y = the fractional radiochemical yield (when applicable)
- λ = the radioactive decay constant for the particular radionuclide
- t = the elapsed time between sample collection (or end of the sample collection period) and time of counting

The value of S_b used in the calculation of the LLD for a detection system will be based on the actual observed variance of the background counting rate or of the counting rate of the blank samples (as appropriate) rather than on an unverified theoretically predicted variance. In calculating the LLD for a radionuclide determined by gamma-ray spectrometry, the background will include the typical contributions of other radionuclides normally present in the samples (e.g., potassium-40 in milk samples).

Analyses will be performed in such a manner that the stated LLDs will be achieved under routine conditions. Occasionally background fluctuations, unavoidably small sample sizes, the presence of interfering nuclides, or other uncontrollable circumstances may render these LLDs unachievable. In such cases, the contributing factors will be identified and described in the Annual Environmental Radiological Operating Report.

Typical values of E, V, Y and t should be used in the calculation. It should be recognized that the LLD is defined as a-priori (before the fact) limit representing the capability of a measurement system and not as a-posteriori (after the fact) limit for a particular measurement.

TABLE 2.4: Reporting Levels for Radioactivity Concentrations in Environmental Samples

Analysis	Water (pCi/L)	Airborne Particulate or Gases (pCi/m ³)	Fish (pCi/kg, wet)	Milk (pCi/L)	Food Products (pCi/kg, wet)
H-3	* 20,000				
Mn-54	1,000		30,000		
Fe-59	400		10,000		
Co-58	1,000		30,000		
Co-60	300		10,000		
Zn-65	300		20,000		
Zr-Nb-95	400				
I-131	** 2	0.9		3	100
Cs-134	30	10	1,000	60	1,000
Cs-137	50	20	2,000	70	2,000
Ba-La-140	200			300	

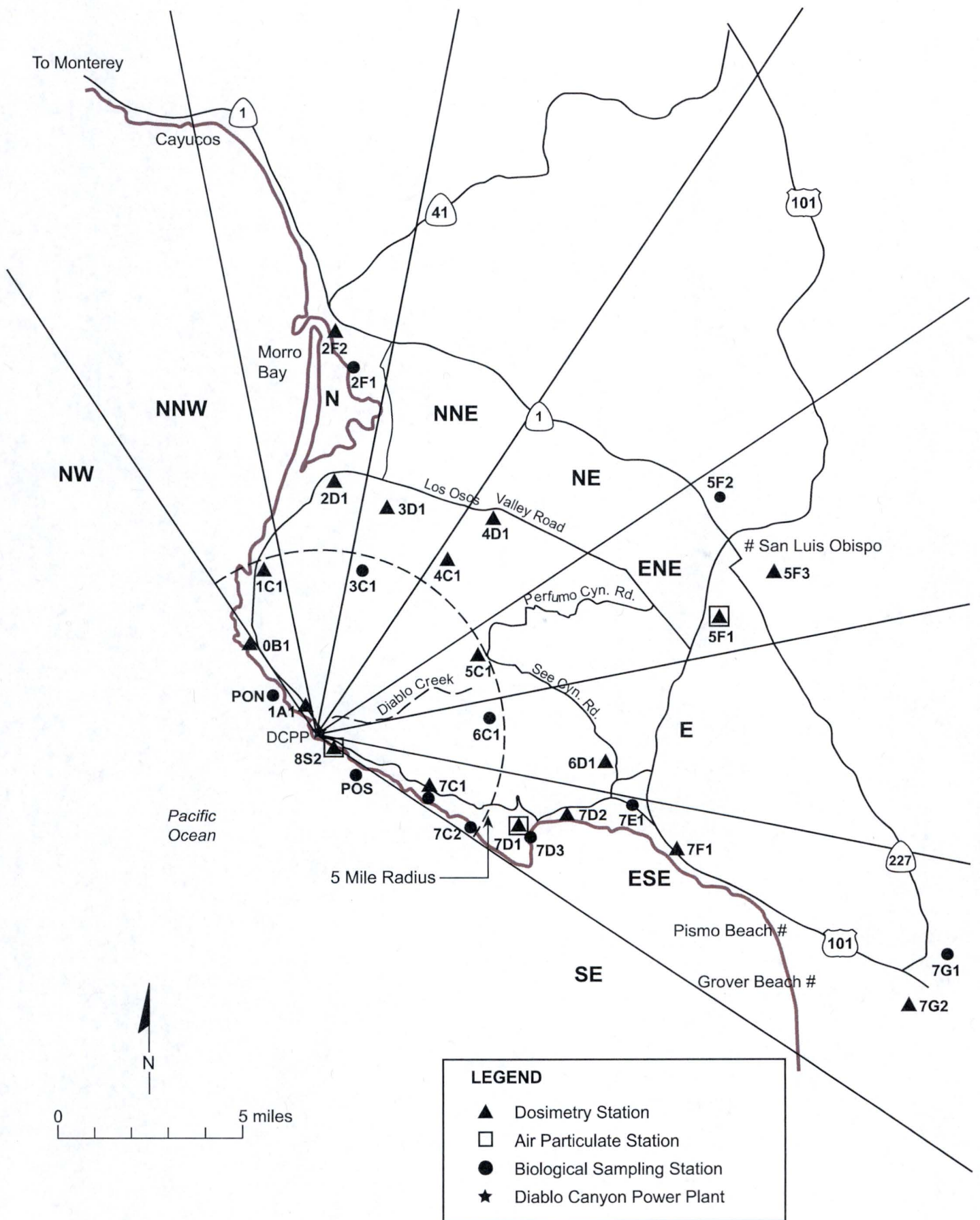
* For drinking water samples. This is the 40 CFR 141 value. If no drinking water pathway exists, a value of 30,000 pCi/L may be used.

** If no drinking water pathway exists, a value of 20 pCi/L may be used

This page intentionally left blank.

Figure 2.1- Diablo Canyon Off-site Stations

This page intentionally left blank.

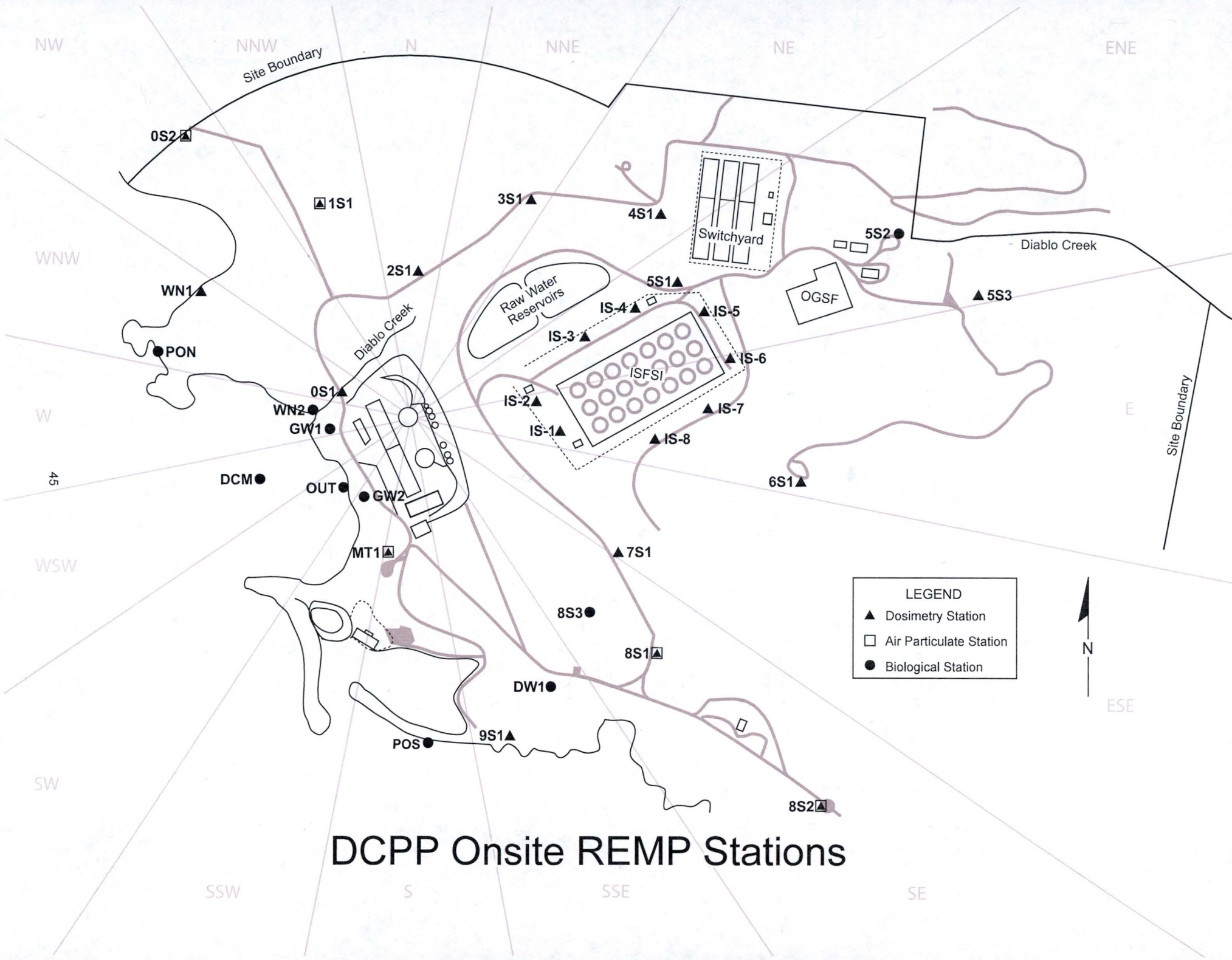


41
Units 1 and 2 Diablo Canyon off-site stations.

This page intentionally left blank.

Figure 2.2- Diablo Canyon On-site Stations

This page intentionally left blank.

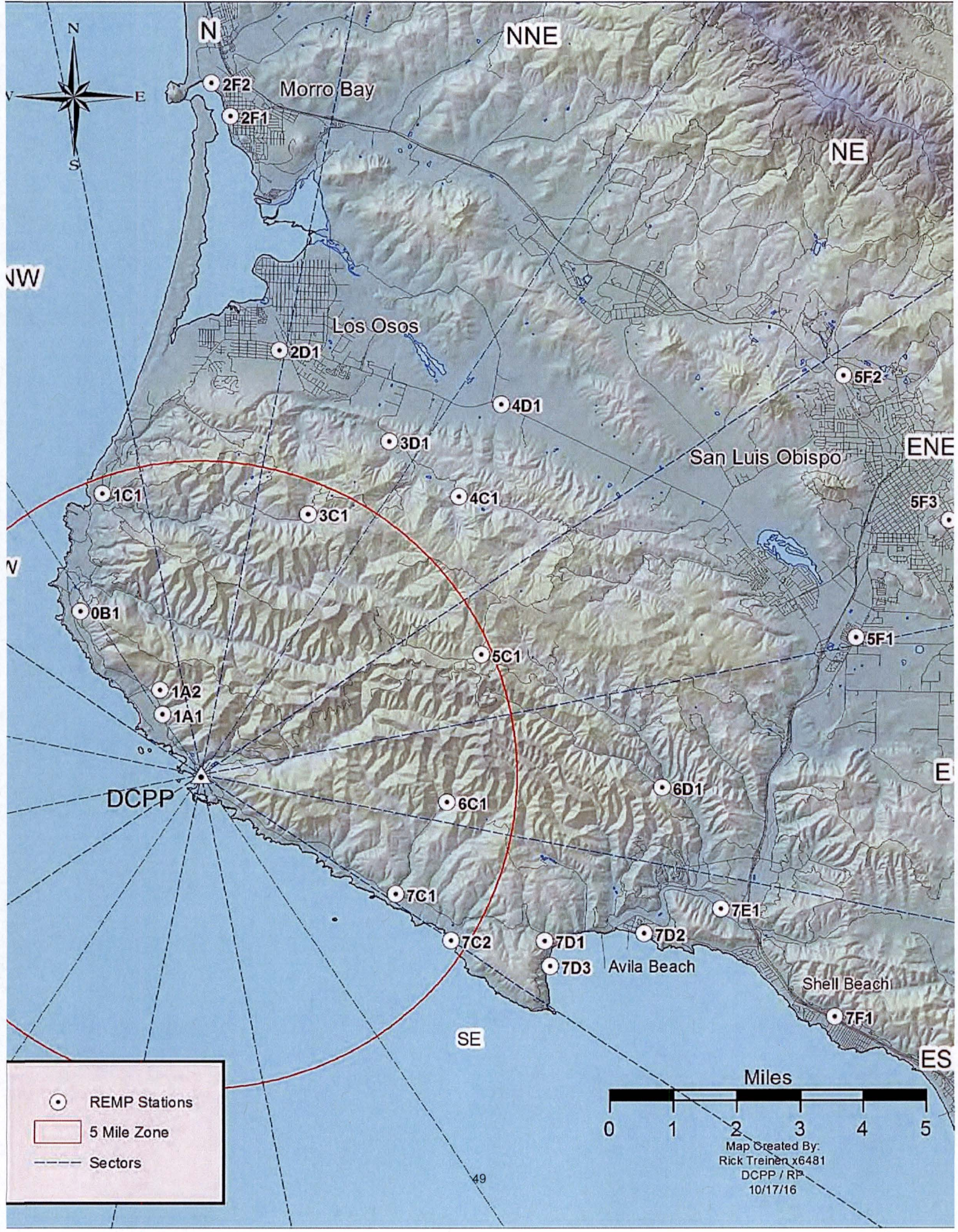


DCPP Onsite REMP Stations

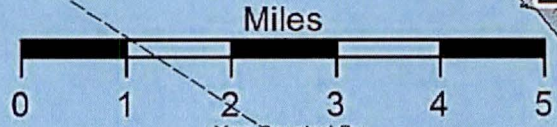
This page intentionally left blank.

Figure 2.3- Diablo Canyon Station Locations

This page intentionally left blank.



○ REMP Stations
□ 5 Mile Zone
--- Sectors



Map Created By:
Rick Treiner x6481
DCPP / RP
10/17/16

This page intentionally left blank



Pacific Harbor Seal at Diablo Canyon intake cove

3.0 RADIOLOGICAL DATA-SUMMARY OF TABLES

This section summarized the analytical results of the environmental samples collected during the monitoring period. The results were presented in a format similar to that prescribed in the NRC's Radiological Assessment Branch Technical Position on Environmental Monitoring, Revision 1, November 1979 (NUREG-1301).

Each table was nuclide specific and the total numbers of analyses for that radionuclide were provided. Additionally, the number of measurements which exceeded the NRC Notification Reporting Levels found in Table 2.4 of this report were provided. The first column listed the matrix or pathway sampled during the period. The second column listed the nuclides analyzed and number of samples performed. The third column provided the a-priori Lower Limit of Detection (LLD) for radionuclides that have detection capability requirements as specified in Table 2.3 of this report. The fourth, fifth, and sixth columns contained the mean and range of results for locations. The seventh column contained the number of NRC Reportable occurrences for the location pathway. Occasionally, the required LLD may not be met. An example of this

occurrence might be due to hold times between sampling and analysis. Such cases, if any, were addressed in Section 4.2 of this report.

The a-posteriori Minimum Detectable Concentration (MDC) listed for each analysis in Appendix A was used as the detection evaluation point for each sample collected. The MDC was calculated by the laboratory with each analysis (a-posteriori) and incorporated conditions observed at the laboratory during the analysis. Note that the a-posteriori MDC equation used by the environmental lab was the same as the a-priori Lower Limit of Detection (LLD) equation specified in NUREG-1301.

For this report, a sample was considered to yield a "detectable measurement" when the "result" concentration exceeded the associated MDC value for that analysis.

Additionally, the tables provided the mean of all detectable sample results analyzed for the specified radionuclide/ media type, the range, and the total number of detectable samples of all the samples counted:

- The mean value consisted of the average of detectable concentrations
- The lowest and highest detected concentration values were listed as the range
- The number of detectable measurements and the total number of measurements were listed. For example, (4/20) would indicate that 4 of the 20 samples collected (for that sample type and that radionuclide) contained detectable radioactivity (> MDC).

The radionuclides reported in this section represented those that:

- had an LLD requirement in Table 2.3, or a Reporting Level listed in Table 2.4
- were of specific interest for any other reason

The radionuclides routinely analyzed and reported (if detected) within a gamma spectroscopy analysis were:

Ac-228, Ag-108m, Ag-110m, Ba-140, Be-7, Bi-212, Bi-214, Ce-141, Ce-144, Co-57, Co-58, Co-60, Cr-51, Cs-134, Cs-137, Fe-59, I-131, K-40, La-140, Mn-54, Nb-95, Pb-210, Pb-212, Pb-214, Ra-224, Ra-226, Ru-103, Ru-106, Sb-124, Sb-125, Th-234, Tl-208, Zn-65, and Zr-95.

Table 3.1
Environmental Radiological Monitoring Program Summary
Report Period: 1/1/17 - 12/31/17

Name of Facility: Diablo Canyon Power Plant

Location of Facility: San Luis Obispo, CA
 (County, State)

Medium or Pathway Sampled (Unit of Measure)	Type and Total Number of Analyses Performed	Lower Limit of Detection ^(A) (LLD)	Indicator with Highest Annual Mean Name, Distance, and Direction Mean ^(B) Range ^(B)	All Indicator Locations Mean ^(B) Range ^(B)	All Control Locations Mean ^(B) Range ^(B)	Number of Reportable Occurrences
Direct Radiation (mrem/std quarter)	5S1, 0.4 mi, 58°			See Table 2.2	2F2, 4D1, 5F1	0
	Env TLD Badges ^(C) (384)	6 mrem/qtr	Not Detected (0 / 12)	Not Detected (0 / 348)	Not Detected (0 / 36)	
	IS4, 0.3 mi, 65°			IS1 - IS8		0
	ISFSI TLDs ^(D) (96)	6 mrem/qtr	111.7 - 105.5 - 116 (12 / 12)	61.3 - 33.8 - 116 (60 / 96)		

Table Notation:

- (A) Sensitivity of TLD system using ANSI/HPS N13.37-2014 methodology
- (B) Mean and range based upon detectable measurements only. Fraction of detectable measurements at specified locations is indicated in parenthesis e.g. , (10/12) means 10 samples out of 12 collected showed exposure above historical background and the TLD sensitivity.
- (C) 96 Env TLD badges are distributed quarterly at 32 locations (29 indicator stations and 3 control stations). Each quarter there are 3 badges exposed per station.
- (D) 24 ISFSI Env TLD badges are distributed quarterly at 8 locations surrounding the ISFSI protected area and within the site boundary. Each quarter there are 3 badges exposed per station.

Table 3.2
Environmental Radiological Monitoring Program Summary
Report Period: 1/1/17 - 12/31/17

Name of Facility: Diablo Canyon Power Plant

Location of Facility: San Luis Obispo, CA
 (County, State)

Medium or Pathway Sampled (Unit of Measure)	Type and Total Number of Analyses Performed	Lower Limit of Detection ^(A) (LLD)	Indicator with Highest Annual Mean Name, Distance, and Direction		All Indicator Locations		All Control Locations		Number of Reportable Occurrences
			Mean ^(B)	Range ^(B)	Mean ^(B)	Range ^(B)	Mean ^(B)	Range ^(B)	
Airborne (pCi/meter ³)	Iodine (364)		8S2, 1.1 mi, 128°		0S2, 1S1, 7D1, 8S1, 8S2, MT1		5F1, 10.2 mi, 79°		0
	I-131	0.07	7.06E-03	7.06E-3 (1 / 52)	7.06E-03	7.06E-3 (1 / 312)		None Detected (0 / 52)	
Airborne (pCi/meter ³)	Air Particulates (364)		7D1, 6.6 mi, 118°		0S2, 1S1, 7D1, 8S1, 8S2, MT1		5F1, 10.2 mi, 79°		0
	Gross Beta	0.01	2.19E-2	4.21E-3 to 1.14E-1 (52/52)	1.92E-2	2.55E-3 to 1.14E-1 (312/312)	2.21E-2	4.51E-3 to 9.99E-2 (52/52)	
	Gamma Isotopic ^(C) (28)		7D1, 6.6 mi, 118°		0S2, 1S1, 7D1, 8S1, 8S2, MT1		5F1, 10.2 mi, 79°		0
	Cs-134	0.05		None Detected (0 / 4)		None Detected (0 / 24)		None Detected (0 / 4)	
Cs-137	0.06		None Detected (0 / 4)		None Detected (0 / 24)		None Detected (0 / 4)	0	
Airborne (uCi/meter ³)	Air Carbon-14 (156)		8S1, 0.5 mi, 125°		0S2, 8S1		5F1, 10.2 mi, 79°		0
	Carbon-14	1.00E-06	9.29E-7	6.72E-7 to 1.10E-6 (4 / 52)	9.29E-7	6.72E-7 to 1.10E-6 (4 / 104)		None Detected (0 / 52)	

Table Notation:

(A) Unless specified, all required LLDs were met in accordance with Table 2.3

(B) Mean and range based upon detectable measurements only. Fraction of detectable measurements at specified locations is indicated in parenthesis e.g., (10/12) means 10 samples out of 12 collected showed activity.

(C) These gamma isotopic samples are quarterly composite samples of all weekly particulate air sample filters. Approximately 13 particulate filters for each REMP location.

Plant related radionuclides, not naturally occurring isotopes.

Table 3.3
Environmental Radiological Monitoring Program Summary
Report Period: 1/1/17 - 12/31/17

Name of Facility: Diablo Canyon Power Plant

Location of Facility: San Luis Obispo, CA
 (County, State)

Medium or Pathway Sampled (Unit of Measure)	Type and Total Number of Analyses Performed	Lower Limit of Detection ^(A) (LLD)	Indicator with Highest Annual Mean Name, Distance, and Direction Mean ^(B) Range ^(B)		All Indicator Locations Mean ^(B) Range ^(B)		All Control Locations Mean ^(B) Range ^(B)		Number of Reportable Occurrences		
Surface Water (pCi/Liter)	Gamma Isotopic (37)		OUT, 0.15 mi, 229°		DCM, OUT		7C2, 4.7 mi, 124°				
	Mn-54	15	none detected (0 / 12)		none detected (0 / 24)		none detected (0 / 13)		0		
	Fe-59	30	none detected (0 / 12)		none detected (0 / 24)		none detected (0 / 13)		0		
	Co-58	15	none detected (0 / 12)		none detected (0 / 24)		none detected (0 / 13)		0		
	Co-60	15	none detected (0 / 12)		none detected (0 / 24)		none detected (0 / 13)		0		
	Zn-65	30	none detected (0 / 12)		none detected (0 / 24)		none detected (0 / 13)		0		
	Zr-95	30	none detected (0 / 12)		none detected (0 / 24)		none detected (0 / 13)		0		
	Nb-95	15	none detected (0 / 12)		none detected (0 / 24)		none detected (0 / 13)		0		
	I-131	15	none detected (0 / 12)		none detected (0 / 24)		none detected (0 / 13)		0		
	Cs-134	15	none detected (0 / 12)		none detected (0 / 24)		none detected (0 / 13)		0		
	Cs-137	18	none detected (0 / 12)		none detected (0 / 24)		none detected (0 / 13)		0		
	Ba-140	60	none detected (0 / 12)		none detected (0 / 24)		none detected (0 / 13)		0		
	La 140	15	none detected (0 / 12)		none detected (0 / 24)		none detected (0 / 13)		0		
	Additional Analysis										
	Gross Beta (37)	100	286	179-463 (12/12)		273	140-463 (24/24)		256	165-394 (12/13)	0
	Fe-55 (37)	200	none detected (0 / 12)		none detected (0 / 24)		none detected (0 / 13)		0		
	Ni-63 (37)	50	none detected (0 / 12)		none detected (0 / 24)		none detected (0 / 13)		0		
	Tritium H-3 (37)	400	none detected (0 / 12)		none detected (0 / 24)		none detected (0 / 13)		0		
	Total Sr 89/90 (37)	10	none detected (0 / 12)		none detected (0 / 24)		none detected (0 / 13)		0		

Table Notation:

(A) Unless specified, all required LLDs were met in accordance with Table 2.3

(B) Mean and range based upon detectable measurements only. Fraction of detectable measurements at specified locations is indicated in parenthesis e.g. , (10/12) means 10 samples out of 12 collected showed activity.

Table 3.4
Environmental Radiological Monitoring Program Summary
Report Period: 1/1/17 - 12/31/17

Name of Facility: Diablo Canyon Power Plant

Location of Facility: San Luis Obispo, CA
 (County, State)

Medium or Pathway Sampled (Unit of Measure)	Type and Total Number of Analyses Performed	Lower Limit of Detection ^(A) (LLD)	Indicator with Highest Annual Mean Name, Distance, and Direction		All Indicator Locations		All Control Locations		Number of Reportable Occurrences	
			Mean ^(B)	Range ^(B)	Mean ^(B)	Range ^(B)	Mean ^(B)	Range ^(B)		
Drinking Water (pCi/Liter)	Gamma Isotopic (45)		1A2, 1.5 mi, 331°		1A2, 5S2, DW1, WN2		OEL, 10.2 mi, 79°			
	Mn-54	15	none detected (0 / 4)		none detected (0 / 33)		none detected (0 / 12)		0	
	Fe-59	30	none detected (0 / 4)		none detected (0 / 33)		none detected (0 / 12)		0	
	Co-58	15	none detected (0 / 4)		none detected (0 / 33)		none detected (0 / 12)		0	
	Co-60	15	none detected (0 / 4)		none detected (0 / 33)		none detected (0 / 12)		0	
	Zn-65	30	none detected (0 / 4)		none detected (0 / 33)		none detected (0 / 12)		0	
	Zr-95	30	none detected (0 / 4)		none detected (0 / 33)		none detected (0 / 12)		0	
	Nb-95	15	none detected (0 / 4)		none detected (0 / 33)		none detected (0 / 12)		0	
	I-131	1	none detected (0 / 4)		none detected (0 / 33)		none detected (0 / 12)		0	
	Cs-134	15	none detected (0 / 4)		none detected (0 / 33)		none detected (0 / 12)		0	
	Cs-137	18	none detected (0 / 4)		none detected (0 / 33)		none detected (0 / 12)		0	
	Ba-140	60	none detected (0 / 4)		none detected (0 / 33)		none detected (0 / 12)		0	
	La 140	15	none detected (0 / 4)		none detected (0 / 33)		none detected (0 / 12)		0	
	Additional Analysis									
	Gross Beta (45)		4	4.84	4.16 - 5.96 (4/4)	3.63	1.35 - 5.96 (16/33)	1.78	1.20 - 3.16 (7/12)	0
	Fe-55 (45)	200	none detected (0 / 4)		none detected (0 / 33)		none detected (0 / 12)		0	
	Ni-63 (45)	50	none detected (0 / 4)		none detected (0 / 33)		none detected (0 / 12)		0	
	Tritium H-3 (45)	400	none detected (0 / 4)		none detected (0 / 33)		none detected (0 / 12)		0	
	Total Sr 89/90 (45)	2	none detected (0 / 4)		none detected (0 / 33)		none detected (0 / 12)		0	

Table Notation:

(A) Unless specified, all required LLDs were met in accordance with Table 2.3

(B) Mean and range based upon detectable measurements only. Fraction of detectable measurements at specified locations is indicated in parenthesis e.g. , (10/12) means 10 samples out of 12 collected showed activity.

Table 3.5
Environmental Radiological Monitoring Program Summary
Report Period: 1/1/17 - 12/31/17

Name of Facility: Diablo Canyon Power Plant

Location of Facility: San Luis Obispo, CA
 (County, State)

Medium or Pathway Sampled (Unit of Measure)	Type and Total Number of Analyses Performed	Lower Limit of Detection ^(A) (LLD)	Indicator with Highest Annual Mean Name, Distance, and Direction		All Indicator Locations		All Control Locations		Number of Reportable Occurrences	
			Mean ^(B)	Range ^(B)	Mean ^(B)	Range ^(B)	Mean ^(B)	Range ^(B)		
Mussels (pCi/kg)	Gamma Isotopic (13)		DCM, 0.27 mi, 249°		DCM, PON, POS		7C2, 4.7 mi, 124°			
		Mn-54	130	none detected (0 / 4)		none detected (0 / 9)		none detected (0 / 4)		0
		Fe-59	260	none detected (0 / 4)		none detected (0 / 9)		none detected (0 / 4)		0
		Co-58	130	none detected (0 / 4)		none detected (0 / 9)		none detected (0 / 4)		0
		Co-60	130	53.3	53.3 (1 / 4)	53.3	53.3 (1 / 9)	none detected (0 / 4)		0
		Zn-65	260	none detected (0 / 4)		none detected (0 / 9)		none detected (0 / 4)		0
		Zr-95		none detected (0 / 4)		none detected (0 / 9)		none detected (0 / 4)		0
		Nb-95		none detected (0 / 4)		none detected (0 / 9)		none detected (0 / 4)		0
		I-131		none detected (0 / 4)		none detected (0 / 9)		none detected (0 / 4)		0
		Cs-134	130	none detected (0 / 4)		none detected (0 / 9)		none detected (0 / 4)		0
		Cs-137	150	none detected (0 / 4)		none detected (0 / 9)		none detected (0 / 4)		0
		Ba-140		none detected (0 / 4)		none detected (0 / 9)		none detected (0 / 4)		0
		La-140		none detected (0 / 4)		none detected (0 / 9)		none detected (0 / 4)		0

Table Notation:

(A) Unless specified, all required LLDs were met in accordance with Table 2.3

(B) Mean and range based upon detectable measurements only. Fraction of detectable measurements at specified locations is indicated in parenthesis e.g. , (10/12) means 10 samples out of 12 collected showed activity.

Table 3.6
Environmental Radiological Monitoring Program Summary
Report Period: 1/1/17 - 12/31/17

Name of Facility: Diablo Canyon Power Plant

Location of Facility: San Luis Obispo, CA
 (County, State)

Medium or Pathway Sampled (Unit of Measure)	Type and Total Number of Analyses Performed	Lower Limit of Detection ^(A) (LLD)	Indicator with Highest Annual Mean Name, Distance, and Direction		All Indicator Locations		All Control Locations		Number of Reportable Occurrences			
			Mean ^(B)	Range ^(B)	Mean ^(B)	Range ^(B)	Mean ^(B)	Range ^(B)				
Fish (pCi/kg)	Gamma Isotopic (36)		PON, 0.35 mi, 287°		2F1, 7D3, DCM, PON, POS		7C2, 4.7 mi, 124°					
		Mn-54	130	none detected (0 / 8)		none detected (0 / 28)		none detected (0 / 8)		0		
		Fe-59	260	none detected (0 / 8)		none detected (0 / 28)		none detected (0 / 8)		0		
		Co-58	130	none detected (0 / 8)		none detected (0 / 28)		none detected (0 / 8)		0		
		Co-60	130	none detected (0 / 8)		none detected (0 / 28)		none detected (0 / 8)		0		
		Zn-65	260	none detected (0 / 8)		none detected (0 / 28)		none detected (0 / 8)		0		
		Zr-95		none detected (0 / 8)		none detected (0 / 28)		none detected (0 / 8)		0		
		Nb-95		none detected (0 / 8)		none detected (0 / 28)		none detected (0 / 8)		0		
		I-131		none detected (0 / 8)		none detected (0 / 28)		none detected (0 / 8)		0		
		Cs-134	130	none detected (0 / 8)		none detected (0 / 28)		none detected (0 / 8)		0		
		Cs-137	150	5.83	5.32 - 6.33 (2 / 8)		5.83	5.32 - 6.33 (2 / 28)		5.2	5.20 (1 / 8)	0
		Ba-140		none detected (0 / 8)		none detected (0 / 28)		none detected (0 / 8)		0		
		La-140		none detected (0 / 8)		none detected (0 / 28)		none detected (0 / 8)		0		

Table Notation:

(A) Unless specified, all required LLDs were met in accordance with Table 2.3

(B) Mean and range based upon detectable measurements only. Fraction of detectable measurements at specified locations is indicated in parenthesis e.g. , (10/12) means 10 samples out of 12 collected showed activity.

Table 3.7
Environmental Radiological Monitoring Program Summary
Report Period: 1/1/17 - 12/31/17

Name of Facility: Diablo Canyon Power Plant

Location of Facility: San Luis Obispo, CA
 (County, State)

Medium or Pathway Sampled (Unit of Measure)	Type and Total Number of Analyses Performed	Lower Limit of Detection ^(A) (LLD)	Indicator with Highest Annual Mean Name, Distance, and Direction Mean ^(B) Range ^(B)		Indicator Locations Mean ^(B) Range ^(B)		All Control Locations Mean ^(B) Range ^(B)		Number of Reportable Occurrences
Algae* (pCi/kg)	Gamma Isotopic (5)		DCM, 0.27 miles, 249°		DCM, 0.27 miles, 249°		7C2, 4.7 miles, 124°		
		Mn-54		no algae available to sample	no algae available to sample	no algae available to sample	no algae available to sample	no algae available to sample	0
		Fe-59		no algae available to sample	no algae available to sample	no algae available to sample	no algae available to sample	no algae available to sample	0
		Co-58	80	no algae available to sample	no algae available to sample	no algae available to sample	no algae available to sample	no algae available to sample	0
		Co-60	80	no algae available to sample	no algae available to sample	no algae available to sample	no algae available to sample	no algae available to sample	0
		Zn-65		no algae available to sample	no algae available to sample	no algae available to sample	no algae available to sample	no algae available to sample	0
		Zr-95		no algae available to sample	no algae available to sample	no algae available to sample	no algae available to sample	no algae available to sample	0
		Nb-95		no algae available to sample	no algae available to sample	no algae available to sample	no algae available to sample	no algae available to sample	0
		I-131		no algae available to sample	no algae available to sample	no algae available to sample	no algae available to sample	no algae available to sample	0
		Cs-134	60	no algae available to sample	no algae available to sample	no algae available to sample	no algae available to sample	no algae available to sample	0
		Cs-137	80	no algae available to sample	no algae available to sample	no algae available to sample	no algae available to sample	no algae available to sample	0
		Ba-140		no algae available to sample	no algae available to sample	no algae available to sample	no algae available to sample	no algae available to sample	0
		La-140		no algae available to sample	no algae available to sample	no algae available to sample	no algae available to sample	no algae available to sample	0

Table Notation:

(A) Unless specified, all required LLDs were met in accordance with Table 2.3

(B) Mean and range based upon detectable measurements only. Fraction of detectable measurements at specified locations is indicated in parenthesis e.g., (10/12) means 10 samples out of 12 collected showed activity.

* These samples are supplemental samples.

Table 3.8
Environmental Radiological Monitoring Program Summary
Report Period: 1/1/17 - 12/31/17

Name of Facility: Diablo Canyon Power Plant

Location of Facility: San Luis Obispo, CA
 (County, State)

Medium or Pathway Sampled (Unit of Measure)	Type and Total Number of Analyses Performed	Lower Limit of Detection ^(A) (LLD)	Indicator with Highest Annual Mean Name, Distance, and Direction		All Indicator Locations		All Control Locations		Number of Reportable Occurrences	
			Mean ^(B)	Range ^(B)	Mean ^(B)	Range ^(B)	Mean ^(B)	Range ^(B)		
Kelp* (pCi/kg)			DCM, 0.27 mi, 249°		DCM, PON, POS		7C2, 4.7 mi, 124°			
	Gamma Isotopic (16)									
		Mn-54		none detected (0 / 4)		none detected (0 / 12)		none detected (0 / 4)		0
		Fe-59		none detected (0 / 4)		none detected (0 / 12)		none detected (0 / 4)		0
		Co-58	80	none detected (0 / 4)		none detected (0 / 12)		none detected (0 / 4)		0
		Co-60	80	none detected (0 / 4)		none detected (0 / 12)		none detected (0 / 4)		0
		Zn-65		none detected (0 / 4)		none detected (0 / 12)		none detected (0 / 4)		0
		Zr-95		none detected (0 / 4)		none detected (0 / 12)		none detected (0 / 4)		0
		Nb-95		none detected (0 / 4)		none detected (0 / 12)		none detected (0 / 4)		0
		I-131		none detected (0 / 4)		none detected (0 / 12)		none detected (0 / 4)		0
		Cs-134	60	none detected (0 / 4)		none detected (0 / 12)		none detected (0 / 4)		0
		Cs-137	80	none detected (0 / 4)		none detected (0 / 12)		none detected (0 / 4)		0
		Ba-140		none detected (0 / 4)		none detected (0 / 12)		none detected (0 / 4)		0
		La-140		none detected (0 / 4)		none detected (0 / 12)		none detected (0 / 4)		0

Table Notation:

(A) Unless specified, all required LLDs were met in accordance with Table 2.3

(B) Mean and range based upon detectable measurements only. Fraction of detectable measurements at specified locations is indicated in parenthesis e.g. , (10/12) means 10 samples out of 12 collected showed activity.

* These samples are supplemental samples.

Table 3.9
Environmental Radiological Monitoring Program Summary
Report Period: 1/1/17 - 12/31/17

Name of Facility: Diablo Canyon Power Plant

Location of Facility: San Luis Obispo, CA
 (County, State)

Medium or Pathway Sampled (Unit of Measure)	Type and Total Number of Analyses Performed	Lower Limit of Detection ^(A) (LLD)	Indicator with Highest Annual Mean Name, Distance, and Direction Mean ^(B) Range ^(B)	All Indicator Locations		All Control Locations		Number of Reportable Occurrences
				Mean ^(B)	Range ^(B)	Mean ^(B)	Range ^(B)	
Vegetative Crops (pCi/kg)			6C1, 4.5 mi, 98°	3C1, 5F2, 6C1, 7C1, 7E1	7G1, 16.8 mi, 115°			
	Gamma Isotopic (53)							
	Mn-54		None Detected (0 / 4)	None Detected (0 / 41)	None Detected (0 / 12)			0
	Fe-59		None Detected (0 / 4)	None Detected (0 / 41)	None Detected (0 / 12)			0
	Co-58		None Detected (0 / 4)	None Detected (0 / 41)	None Detected (0 / 12)			0
	Co-60		None Detected (0 / 4)	None Detected (0 / 41)	None Detected (0 / 12)			0
	Zn-65		None Detected (0 / 4)	None Detected (0 / 41)	None Detected (0 / 12)			0
	Zr-95		None Detected (0 / 4)	None Detected (0 / 41)	None Detected (0 / 12)			0
	Nb-95		None Detected (0 / 4)	None Detected (0 / 41)	None Detected (0 / 12)			0
	I-131	60	None Detected (0 / 4)	None Detected (0 / 41)	None Detected (0 / 12)			0
	Cs-134	60	None Detected (0 / 4)	None Detected (0 / 41)	None Detected (0 / 12)			0
	Cs-137	80	None Detected (0 / 4)	None Detected (0 / 41)	None Detected (0 / 12)			0
	Ba-140		None Detected (0 / 4)	None Detected (0 / 41)	None Detected (0 / 12)			0
	La-140		None Detected (0 / 4)	None Detected (0 / 41)	None Detected (0 / 12)			0

Table Notation:

(A) Unless specified, all required LLDs were met in accordance with Table 2.3

(B) Mean and range based upon detectable measurements only. Fraction of detectable measurements at specified locations is indicated in parenthesis e.g., (10/12) means 10 samples out of 12 collected showed activity.

Table 3.10
Environmental Radiological Monitoring Program Summary
Report Period: 1/1/17 - 12/31/17

Name of Facility: Diablo Canyon Power Plant

Location of Facility: San Luis Obispo, CA
 (County, State)

Medium or Pathway Sampled (Unit of Measure)	Type and Total Number of Analyses Performed	Lower Limit of Detection ^(A) (LLD)	Indicator with Highest Annual Mean Name, Distance, and Direction		Indicator Locations		All Control Locations		Number of Reportable Occurrences
			Mean ^(B)	Range ^(B)	Mean ^(B)	Range ^(B)	Mean ^(B)	Range ^(B)	
Milk (pCi/Liter)							5F2, 12.6 mi, 60°		
	Iodine extraction (12)								
	I-131	1	Not Applicable		Not Applicable		None Detected (0 / 12)		0
	Gamma Isotopic (12)								
	Mn-54		Not Applicable		Not Applicable		None Detected (0 / 12)		0
	Fe-59		Not Applicable		Not Applicable		None Detected (0 / 12)		0
	Co-58		Not Applicable		Not Applicable		None Detected (0 / 12)		0
	Co-60		Not Applicable		Not Applicable		None Detected (0 / 12)		0
	Zn-65		Not Applicable		Not Applicable		None Detected (0 / 12)		0
	Zr-95		Not Applicable		Not Applicable		None Detected (0 / 12)		0
	Nb-95		Not Applicable		Not Applicable		None Detected (0 / 12)		0
	Cs-134	15	Not Applicable		Not Applicable		None Detected (0 / 12)		0
	Cs-137	18	Not Applicable		Not Applicable		None Detected (0 / 12)		0
	Ba-140	60	Not Applicable		Not Applicable		None Detected (0 / 12)		0
	La-140	15	Not Applicable		Not Applicable		None Detected (0 / 12)		0
	Total Sr 89/90 (12)	2	Not Applicable		Not Applicable		None Detected (0 / 12)		0

Table Notation:

(A) Unless specified, all required LLDs were met in accordance with Table 2.3

(B) Mean and range based upon detectable measurements only. Fraction of detectable measurements at specified locations is indicated in parenthesis e.g., (10/12) means 10 samples out of 12 collected showed activity.

Table 3.11
Environmental Radiological Monitoring Program Summary
Report Period: 1/1/17 - 12/31/17

Name of Facility: Diablo Canyon Power Plant

Location of Facility: San Luis Obispo, CA
 (County, State)

Medium or Pathway Sampled (Unit of Measure)	Type and Total Number of Analyses Performed	Lower Limit of Detection ^(A) (LLD)	Indicator with Highest Annual Mean Name, Distance, and Direction Mean ^(B) Range ^(B)		All Indicator Locations Mean ^(B) Range ^(B)		All Control Locations Mean ^(B) Range ^(B)		Number of Reportable Occurrences
Meat (pCi/kg)	Gamma Isotopic (10)		BCM, 1.5 mi, 331°		BCM, JDM		CCM, 37 mi, 328°		
		Mn-54		none detected (0 / 4)	none detected (0 / 6)	none detected (0 / 4)	0		
		Fe-59		none detected (0 / 4)	none detected (0 / 6)	none detected (0 / 4)	0		
		Co-58		none detected (0 / 4)	none detected (0 / 6)	none detected (0 / 4)	0		
		Co-60		none detected (0 / 4)	none detected (0 / 6)	none detected (0 / 4)	0		
		Zn-65		none detected (0 / 4)	none detected (0 / 6)	none detected (0 / 4)	0		
		Zr-95		none detected (0 / 4)	none detected (0 / 6)	none detected (0 / 4)	0		
		Nb-95		none detected (0 / 4)	none detected (0 / 6)	none detected (0 / 4)	0		
		I-131	60	none detected (0 / 4)	none detected (0 / 6)	none detected (0 / 4)	0		
		Cs-134	60	none detected (0 / 4)	none detected (0 / 6)	none detected (0 / 4)	0		
		Cs-137	80	none detected (0 / 4)	none detected (0 / 6)	none detected (0 / 4)	0		
		Ba-140		none detected (0 / 4)	none detected (0 / 6)	none detected (0 / 4)	0		
		La-140		none detected (0 / 4)	none detected (0 / 6)	none detected (0 / 4)	0		
		Total Sr 89/90 (10)	500	none detected (0 / 4)	none detected (0 / 6)	none detected (0 / 4)	0		

Table Notation:

(A) Unless specified, all required LLDs were met in accordance with Table 2.3

(B) Mean and range based upon detectable measurements only. Fraction of detectable measurements at specified locations is indicated in parenthesis, e.g. (10/12) means 10 samples out of 12 collected showed activity.

Table 3.13
Environmental Radiological Monitoring Program Summary
Report Period: 1/1/17 - 12/31/17

Name of Facility: Diablo Canyon Power Plant

Location of Facility: San Luis Obispo, CA
 (County, State)

Medium or Pathway Sampled (Unit of Measure)	Type and Total Number of Analyses Performed	Lower Limit of Detection ^(A) (LLD)	Indicator with Highest Annual Mean Name, Distance, and Direction		All Indicator Locations		All Control Locations		Number of Reportable Occurrences
			Mean ^(B)	Range ^(B)	Mean ^(B)	Range ^(B)	Mean ^(B)	Range ^(B)	
Beach Sand (pCi/kg dry)			AVA, 7.3 mi, 109°		AVA, MDO, PMO, CYA		CBA, 28.5 mi, 330°		
Gamma Isotopic (11)									
	Mn-54	150	none detected (0 / 2)		none detected (0 / 9)		none detected (0 / 2)		0
	Fe-59	300	none detected (0 / 2)		none detected (0 / 9)		none detected (0 / 2)		0
	Co-58	150	none detected (0 / 2)		none detected (0 / 9)		none detected (0 / 2)		0
	Co-60	150	none detected (0 / 2)		none detected (0 / 9)		none detected (0 / 2)		0
	Zn-65	300	none detected (0 / 2)		none detected (0 / 9)		none detected (0 / 2)		0
	Zr-95	300	none detected (0 / 2)		none detected (0 / 9)		none detected (0 / 2)		0
	Nb-95	150	none detected (0 / 2)		none detected (0 / 9)		none detected (0 / 2)		0
	I-131		none detected (0 / 2)		none detected (0 / 9)		none detected (0 / 2)		0
	Cs-134	150	none detected (0 / 2)		none detected (0 / 9)		none detected (0 / 2)		0
	Cs-137	180	none detected (0 / 2)		none detected (0 / 9)		none detected (0 / 2)		0
	Ba-140	600	none detected (0 / 2)		none detected (0 / 9)		none detected (0 / 2)		0
	La-140	150	none detected (0 / 2)		none detected (0 / 9)		none detected (0 / 2)		0
	Fe-55 (11)	20,000	none detected (0 / 2)		none detected (0 / 9)		none detected (0 / 2)		0
	Ni-63 (11)	4,000	none detected (0 / 2)		none detected (0 / 9)		none detected (0 / 2)		0
	Total Sr 89/90 (11)	2,000	none detected (0 / 2)		none detected (0 / 9)		none detected (0 / 2)		0

Table Notation:

(A) Unless specified, all required LLDs were met in accordance with Table 2.3

(B) Mean and range based upon detectable measurements only. Fraction of detectable measurements at specified locations is indicated in parenthesis e.g. , (10/12) means 10 samples out of 12 collected showed activity.

Table 3.14
Environmental Radiological Monitoring Program Summary
Report Period: 1/1/17 - 12/31/17

Name of Facility: Diablo Canyon Power Plant

Location of Facility: San Luis Obispo, CA
 (County, State)

Medium or Pathway Sampled (Unit of Measure)	Type and Total Number of Analyses Performed	Lower Limit of Detection ^(A) (LLD)	Indicator with Highest Annual Mean Name, Distance, and Direction		All Indicator Locations		All Control Locations		Number of Reportable Occurrences	
			Mean ^(B)	Range ^(B)	Mean ^(B)	Range ^(B)	Mean ^(B)	Range ^(B)		
Groundwater (pCi/Liter)			8S3, 0.4 mi, 140°		8S3, 0.4 mi, 140°		WW2, 0.63 mi, 70°			
			Gamma Isotopic (7)							
		Mn-54	15	none detected (0 / 4)		none detected (0 / 4)		none detected (0 / 3)		0
		Fe-59	30	none detected (0 / 4)		none detected (0 / 4)		none detected (0 / 3)		0
		Co-58	15	none detected (0 / 4)		none detected (0 / 4)		none detected (0 / 3)		0
		Co-60	15	none detected (0 / 4)		none detected (0 / 4)		none detected (0 / 3)		0
		Zn-65	30	none detected (0 / 4)		none detected (0 / 4)		none detected (0 / 3)		0
		Zr-95	30	none detected (0 / 4)		none detected (0 / 4)		none detected (0 / 3)		0
		Nb-95	15	none detected (0 / 4)		none detected (0 / 4)		none detected (0 / 3)		0
		I-131	15	none detected (0 / 4)		none detected (0 / 4)		none detected (0 / 3)		0
		Cs-134	15	none detected (0 / 4)		none detected (0 / 4)		none detected (0 / 3)		0
		Cs-137	18	none detected (0 / 4)		none detected (0 / 4)		none detected (0 / 3)		0
		Ba-140	60	none detected (0 / 4)		none detected (0 / 4)		none detected (0 / 3)		0
		La-140	15	none detected (0 / 4)		none detected (0 / 4)		none detected (0 / 3)		0
		Gross Beta (7)	4	4.1	3.19 - 5.00 (2 / 4)	4.1	3.19 - 5.00 (2 / 4)	4.63	3.77 - 5.49 (2 / 3)	0
	Fe-55 (7)	200	none detected (0 / 4)		none detected (0 / 4)		none detected (0 / 3)		0	
	Ni-63 (7)	50	none detected (0 / 4)		none detected (0 / 4)		none detected (0 / 3)		0	
	Total Sr 89/90 (7)	2	none detected (0 / 4)		none detected (0 / 4)		none detected (0 / 3)		0	
	Tritium H-3 (7)	400	none detected (0 / 4)		none detected (0 / 4)		none detected (0 / 3)		0	

Table Notation:

(A) Unless specified, all required LLDs were met in accordance with Table 2.3

(B) Mean and range based upon detectable measurements only. Fraction of detectable measurements at specified locations is indicated in parenthesis e.g. , (10/12) means 10 samples out of 12 collected showed activity.

Table 3.15
Environmental Radiological Monitoring Program Summary
Report Period: 1/1/17 - 12/31/17

Name of Facility: Diablo Canyon Power Plant

Location of Facility: San Luis Obispo, CA
 (County, State)

Medium or Pathway Sampled (Unit of Measure)	Type and Total Number of Analyses Performed	Lower Limit of Detection ^(A) (LLD)	Indicator with Highest Annual Mean Name, Distance, and Direction Mean ^(B) Range ^(B)		All Indicator Locations Mean ^(B) Range ^(B)		All Control Locations Mean ^(B) Range ^(B)		Number of Reportable Occurrences			
Monitoring Wells (pCi/Liter)	Gamma Isotopic (19)		DY1, 0.03 mi, 77°		DY1, GW1, GW2, OW1, OW2		WW2, 0.63 mi, 70°					
		Mn-54	15	none detected (0 / 4)		none detected (0 / 16)		none detected (0 / 3)		0		
		Fe-59	30	none detected (0 / 4)		none detected (0 / 16)		none detected (0 / 3)		0		
		Co-58	15	none detected (0 / 4)		none detected (0 / 16)		none detected (0 / 3)		0		
		Co-60	15	none detected (0 / 4)		none detected (0 / 16)		none detected (0 / 3)		0		
		Zn-65	30	none detected (0 / 4)		none detected (0 / 16)		none detected (0 / 3)		0		
		Zr-95	30	none detected (0 / 4)		none detected (0 / 16)		none detected (0 / 3)		0		
		Nb-95	15	none detected (0 / 4)		none detected (0 / 16)		none detected (0 / 3)		0		
		I-131	15	none detected (0 / 4)		none detected (0 / 16)		none detected (0 / 3)		0		
		Cs-134	15	none detected (0 / 4)		none detected (0 / 16)		none detected (0 / 3)		0		
		Cs-137	18	none detected (0 / 4)		none detected (0 / 16)		none detected (0 / 3)		0		
		Ba-140	60	none detected (0 / 4)		none detected (0 / 16)		none detected (0 / 3)		0		
		La-140	15	none detected (0 / 4)		none detected (0 / 16)		none detected (0 / 3)		0		
		Gross Beta (19)	4	46.2	21.2 - 58.8 (4 / 4)		26.9	7.19 - 58.8 (13 / 16)		4.63	3.77 - 5.49 (2 / 3)	0
		Fe-55 (19)	200	none detected (0 / 4)		none detected (0 / 16)		none detected (0 / 3)		0		
Ni-63 (19)	50	none detected (0 / 4)		none detected (0 / 16)		none detected (0 / 3)		0				
Total Sr 89/90 (19)	2	none detected (0 / 4)		none detected (0 / 16)		none detected (0 / 3)		0				
Tritium H-3 (19)	400	10,900	2,620 - 46,600 (7 / 7)		7,750	281 - 46,600 (10 / 19)		none detected (0 / 3)	0			

Table Notation:

(A) Unless specified, all required LLDs were met in accordance with Table 2.3

(B) Mean and range based upon detectable measurements only. Fraction of detectable measurements at specified locations is indicated in parenthesis e.g. , (10/12) means 10 samples out of 12 collected showed activity.

Note : Monitoring well tritium concentrations due to rain washout of an approved airborne discharge pathway from plant vents.

This page intentionally left blank.



Northern DCCP property near station 1C1

4.0 ANALYSIS OF ENVIRONMENTAL RESULTS

4.1 REMP SAMPLING VARIANCE / DEVIATIONS

The DCCP Radiological Environmental Monitoring Program (REMP) allowed for deviations in the REMP sampling schedule "if samples were unobtainable due to hazardous conditions, seasonal unavailability, or malfunction of sampling equipment." Such deviations did not compromise the program's effectiveness and were normally anticipated for any radiological environmental monitoring program.

The DCCP REMP included both required and supplemental samples. This section described the variances/deviations with sampling and described some of the supplemental sampling conducted during the year.

4.1.1 DIRECT RADIATION

The ISFSI projects team loaded an additional 12 spent fuel dry casks onto the DCCP ISFSI pad during fourth quarter of 2016. This contributed to the increased IS-4 and IS-7 dose rates.

4.1.2 AIRBORNE RADIOACTIVITY

The 2017 mean percent availability for on-site and off-site particulate and iodine (P&I) air samplers was 99.6 percent. In other words, all P&I air samplers were up and running 99.6 percent of the time. Less than 0.2 percent of run time could be attributed to equipment problems, filter exchange, or calibration processes. Specific 2017 air sampling run time deviations were as follows:

- 12.7 hours of lost run time occurred at station 7D1 during the week of 2/15/17 due to a weather related power outage
- 6 days and 20.3 hours of lost run time occurred at station 7D1 during the week of 6/21/17 due to a tripped equipment ground fault circuit interrupter (GFCI)
- 20.4 hours of lost run time occurred at station 8S1 during the week of 9/20/17 due to air pump equipment failure

Actual 2017 percent availabilities for each station were as follows:

0S2 = 99.9 %

1S1 = 99.9 %

5F1 = 100 %

7D1 = 97.9 %

8S1 = 99.7 %

8S2 = 99.9 %

MT1 = 100 %

Airborne C-14 supplemental sampling was performed weekly at stations 8S1 (SE Sector), 0S2 (NW Sector), and 5F1 (control station in San Luis Obispo) in 2017.

General Engineering Labs (GEL) and DCCP REMP worked together to develop a method for sampling inorganic environmental airborne C-14 (as CO₂). It should be noted that C-14 lab data were reported in units of $\mu\text{Ci}/\text{m}^3$ (not pCi/m^3) within Appendix A.

GEL has monitored C-14 samples from various locations around the US. In some instances a very slight negative bias has been observed in annual data sets. The bias was not enough to mask any true positive detection of C-14. GEL believes this bias may be the result of the sorbent picking up other chemical species in the field during the week long collection. These chemical species (possibly SO₂ or NO₂) could cause some quenching effects in the liquid scintillation analysis and varies by site location. This chemical interference created a net effect where some field cartridges

were slightly lower in activity than laboratory blanks. The bias was less than the average two sigma method uncertainty and significantly less than the method average detection limit.

4.1.3 MARINE SAMPLES

DCM supplemental quarterly intertidal algae samples were unavailable during all of 2017.

All remaining 2017 marine samples were collected as scheduled (including allowable variation).

The California Department of Fish and Game issued regulations prohibiting the collection of abalone along the central and southern coast of California. PG&E considers it unlikely that future collection of abalone will be allowed within the DCPD environs. The REMP has therefore ceased routine abalone sampling. Note that the sampling of abalone was previously performed and was supplemental to the REMP.

4.1.4 TERRESTRIAL SAMPLES

All 2017 terrestrial samples were collected as scheduled (including allowable variation) with the following exceptions:

- Supplemental Blanchard Sheep Meat (BSM) and Blanchard Goat Meat (BGM) were not available and were not provided by the rancher during all of 2017. Blanchard sheep and goats were not within 5 miles of the DCPD site in 2017. The changes in Blanchard ranch operations were due to the ongoing severe drought conditions along the central coast of California.

4.1.5 OCEAN SURFACE WATER, DRINKING WATER, AND GROUNDWATER

All 2017 water samples were collected as scheduled (including allowable variation) with the following exceptions:

- Observation Well 02 (OW2) was dry and not collected during all four quarters of 2017.
- Water Well 2 (WW2) sample was unavailable during the first quarter of 2017 due to well pump equipment failure.

4.1.6 REPLICATE SAMPLES

Replicate sampling was conducted within the REMP for program strength and quality. A replicate sample is an additional sample (same matrix type and station) taken independently from the original scheduled REMP sample. The replicate sample collection is performed by a different person and shipped to GEL to ensure independent analysis result correlation and method consistency.

Replicate samples were taken from:

- 7C2 - Seawater (3/13/17)
- 7E1 - Vegetation (6/15/17)
- CYA - Beach Sand (8/24/17)
- 5S2 - Drinking Water (11/14/17)

The results of the replicate analyses were within expected correlation of routine sampling.



California sea lion colony directly off DCPD coastline

4.2 COMPARISON OF ACHIEVED LLDS WITH REQUIREMENTS

For each analysis having an LLD requirement, criteria and process procedures were in place to achieve the calculated “*a-priori*” (before the fact) LLD. Meeting those process criteria satisfies the “*a-priori*” LLD requirements. The “*a-posteriori*” (after the fact) Minimum Detectable Concentration (MDC) for that analysis was also compared with the required “*a-priori*” (before the fact) LLD.

Table 2.3 of this report list the required “*a-priori*” Lower Limits of Detection (LLDs) for environmental sample analyses required by the DCPP Radiological Environmental Monitoring Program. Occasionally an LLD may have been unachievable due to sampling process situations, such as hold times between sampling and analysis.

- Gross beta analysis LLD was not met for OW1, GW1, and GW2 collected on 5/4/17 due to high solids content within the samples. All other analysis LLDs were met.

All remaining REMP samples met the specified “*a-priori*” LLD requirements in 2017.

4.3 COMPARISON OF RESULTS AGAINST REMP REPORTING LEVELS

NRC notification was required whenever a Reporting Level listed in Table 2.4 of this document was exceeded. Reporting Levels were the environmental concentrations that relate to the ALARA design dose objectives of 10 CFR 50, Appendix I.

It should be noted that environmental isotopic concentrations were averaged over the calendar quarter for the purposes of this comparison, and that Reporting Levels applied only to DCPP plant related effluent radioactivity.

No REMP NRC Reporting Levels were exceeded during this 2017 monitoring period.

This page intentionally left blank.



DCPP site coastline looking south

4.4 DATA ANALYSIS BY MEDIA TYPE

The REMP data for each media type is discussed below. A sample was considered to yield a “detectable measurement” when the resultant concentration exceeded the MDC for that analysis.

4.4.1 Direct Radiation (Environmental TLDs)

Direct radiation was continuously measured at 32 locations surrounding DCP using Panasonic UD-814 thermo-luminescent dosimeters (TLDs). These 32 locations were made up of 29 indicator stations & 3 control stations. These station TLD dosimeters were distributed and collected every calendar quarter for processing. Methodology from ANSI/HPS N13.37-2014 "Environmental Dosimetry - Criteria for System Design and Implementation" was used to evaluate and report the Env TLD data. Historical background baseline values for each station were established from 2004 to 2014 Env TLD data.

DCPP "Standard Quarter TLD Results" were measurements of all environmental gamma radiation sources (cosmic, terrestrial, radon, and man-made) at each station during the deployment period. Transient and lab storage background dose contributions were subtracted

prior to reporting the "Standard Quarter TLD Results". Technically, these TLDs read out in units of milliroentgen. Because gamma radiation has a quality factor of approximately 1 for conversion from milliroentgen to millirem, the environmental TLD unit of reporting was converted to millirem (mrem) for consistency of unit reporting and ease of exposure communications.

An evaluation of direct radiation measurements and member of public occupancy times within the site boundary indicated all federal criteria for member of public dose limits (10CFR20.1301) were conservatively met. An evaluation of direct radiation measurements indicated all federal EPA 40CFR190 criteria were conservatively met. Comparing data from the 2017 DCPD Annual Radiological Effluent Release Report (ARERR), dose to a member of the public resulting from gaseous effluent releases at DCPD was an extremely small fraction of measured Env TLD dose. Therefore, it was concluded that gaseous effluents from DCPD had negligible impact on measured Env TLD values.

The following chart reports the 2017 Env "Standard Quarter TLD Results" for each individual station. These individual station results were compared to their "Historical Quarterly Baseline" values which were calculated using individual station data from 2004 to 2014.

Chart column reporting methodology was as follows:

- **ND** = Not Detected
- **Quarterly Investigation Level Dose** = Standard Quarter TLD result - Historical Quarterly Baseline; If ≤ 6 , report "ND". If > 6 , report value (mrem).
- **Annual TLD Result** = Qtr 1 + Qtr 2 + Qtr 3 + Qtr 4 Standard Quarter TLD Results
- **Annual Investigation Level Dose** = Annual TLD Result - Historical Annual Baseline; If ≤ 12 , report "ND". If > 12 , report value (mrem).

If "Quarterly / Annual Investigation Level Dose" was detected, an evaluation of DCPD facility contribution was conducted and explained within this report.

DCPP Station ID	Distance in miles	2017 Quarterly REMP Env TLD Analysis								2017 Annual REMP Env TLD Analysis			
		Historical Quarterly Baseline (mrem)	2017 Standard Quarter TLD Results (mrem)				2017 Quarterly Investigation Level Dose (mrem)				Historical Annual Baseline (mrem)	2017 Annual TLD Result (mrem)	2017 Annual Investigation Level Dose (mrem)
			Qtr 1	Qtr 2	Qtr 3	Qtr 4	Qtr 1	Qtr 2	Qtr 3	Qtr 4			
MT1	0.2	21.5	20.2	18.6	19.4	20.2	ND	ND	ND	ND	86.0	78.4	ND
WN1	0.2	12.7	11.3	11.5	12.1	12.9	ND	ND	ND	ND	50.8	47.8	ND
OS1	0.1	20.7	19.3	18.6	18.9	20.6	ND	ND	ND	ND	82.8	77.4	ND
5S1	0.4	23.1	21.1	20.2	22.3	20.9	ND	ND	ND	ND	92.4	84.5	ND
6S1	0.5	14.0	13.4	12.2	13.5	13.0	ND	ND	ND	ND	56.0	52.1	ND
8S1	0.5	17.1	16.0	15.0	15.5	16.8	ND	ND	ND	ND	68.4	63.3	ND
8S2	1.1	21.0	19.2	18.0	19.8	19.9	ND	ND	ND	ND	84.0	76.9	ND
5S3	0.7	19.2	17.0	16.1	18.5	18.1	ND	ND	ND	ND	76.8	69.7	ND
2F2	11.2	14.1	12.7	12.4	13.4	13.7	ND	ND	ND	ND	56.4	52.2	ND
2D1	6.9	12.8	11.2	11.8	13.1	12.8	ND	ND	ND	ND	51.6	48.9	ND
4D1	7.6	11.9	9.9	10.0	11.0	10.8	ND	ND	ND	ND	47.6	41.7	ND
5F1	10.2	17.5	15.5	14.5	16.1	16.5	ND	ND	ND	ND	70.0	62.6	ND
1A1	1.6	12.0	10.0	10.8	12.4	12.6	ND	ND	ND	ND	48.0	45.8	ND
7D2	7.6	16.6	14.1	14.2	15.4	16.0	ND	ND	ND	ND	66.4	59.7	ND
7G2	17.3	17.6	17.0	15.8	17.7	17.7	ND	ND	ND	ND	70.4	68.2	ND
7C1	4.1	18.1	17.0	15.5	16.9	17.5	ND	ND	ND	ND	72.4	66.9	ND
7F1	10.8	17.1	16.2	14.2	15.5	16.9	ND	ND	ND	ND	68.4	62.8	ND
OB1	3.6	10.2	9.2	9.2	10.7	10.7	ND	ND	ND	ND	40.8	39.8	ND
7D1	6.6	11.2	10.0	9.8	10.2	10.5	ND	ND	ND	ND	44.8	40.5	ND
4C1	5.8	10.6	9.6	10.2	10.4	10.2	ND	ND	ND	ND	42.4	40.4	ND
OS2	0.5	17.7	15.6	15.4	16.0	18.0	ND	ND	ND	ND	70.8	65.0	ND
1S1	0.4	17.4	15.7	15.2	16.5	17.5	ND	ND	ND	ND	69.6	64.9	ND
2S1	0.2	16.8	13.6	15.3	16.2	16.7	ND	ND	ND	ND	67.2	61.8	ND
3S1	0.4	20.9	18.7	17.1	19.7	20.2	ND	ND	ND	ND	83.6	75.7	ND
4S1	0.5	19.5	17.4	17.7	18.8	18.8	ND	ND	ND	ND	78.0	72.7	ND
7S1	0.3	18.5	19.3	17.4	18.3	19.5	ND	ND	ND	ND	74.0	74.5	ND
9S1	0.4	22.6	19.4	18.9	20.0	21.6	ND	ND	ND	ND	90.4	79.9	ND
1C1	4.7	13.2	11.6	11.7	13.0	12.9	ND	ND	ND	ND	52.8	49.2	ND
5C1	4.7	16.4	14.1	14.1	15.7	15.9	ND	ND	ND	ND	65.6	59.8	ND
3D1	6.2	12.8	11.1	11.6	12.6	12.7	ND	ND	ND	ND	51.2	48.0	ND
6D1	8.3	14.1	13.4	12.7	13.1	13.5	ND	ND	ND	ND	56.4	52.7	ND
5F3	12.7	17.2	15.9	14.7	15.6	15.7	ND	ND	ND	ND	68.8	61.9	ND

ND = Not Detected

The 2017 AREOR historical baselines have been determined using ANSI/HPS N13.37-2014 methodology and Env TLD station results from approximately 2004 to 2014.

Quarterly Investigation Level Dose = Standard Quarter TLD result - Historical Quarterly Baseline. If ≤ 6 , report "ND". If > 6 , report value (mrem).

Annual TLD Result = Qtr 1 + Qtr 2 + Qtr 3 + Qtr 4 Standard Quarter TLD Results

Annual Investigation Level Dose = Annual TLD Result - Historical Annual Baseline. If ≤ 12 , report "ND". If > 12 , report value (mrem).

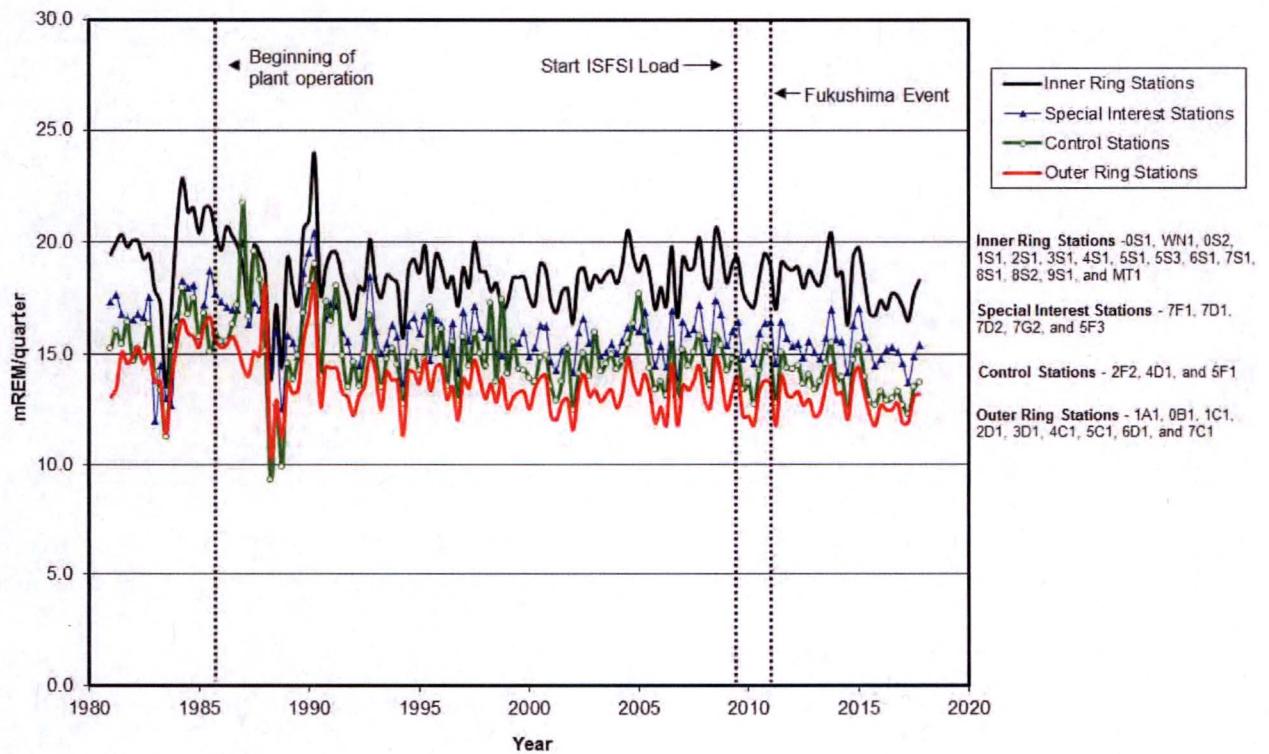
See DCPD Station ID Maps in Figure 2.1 and Figure 2.2

This page intentionally left blank.

The following graph illustrated overall trending of Env TLDs with regard to distance from the DCPD plant site. The Env TLD results were measurements of all environmental gamma radiation sources (cosmic, terrestrial, radon, and man-made) during the deployment period to allow for trending.

Inner ring, outer ring, special interest, and control stations were combined and averaged to obtain a single standard quarter value for each represented plot line.

Inner and outer ring TLD averages remained within and trended with pre-operational Env TLD ranges. DCPD operations did not affect Env TLD results.

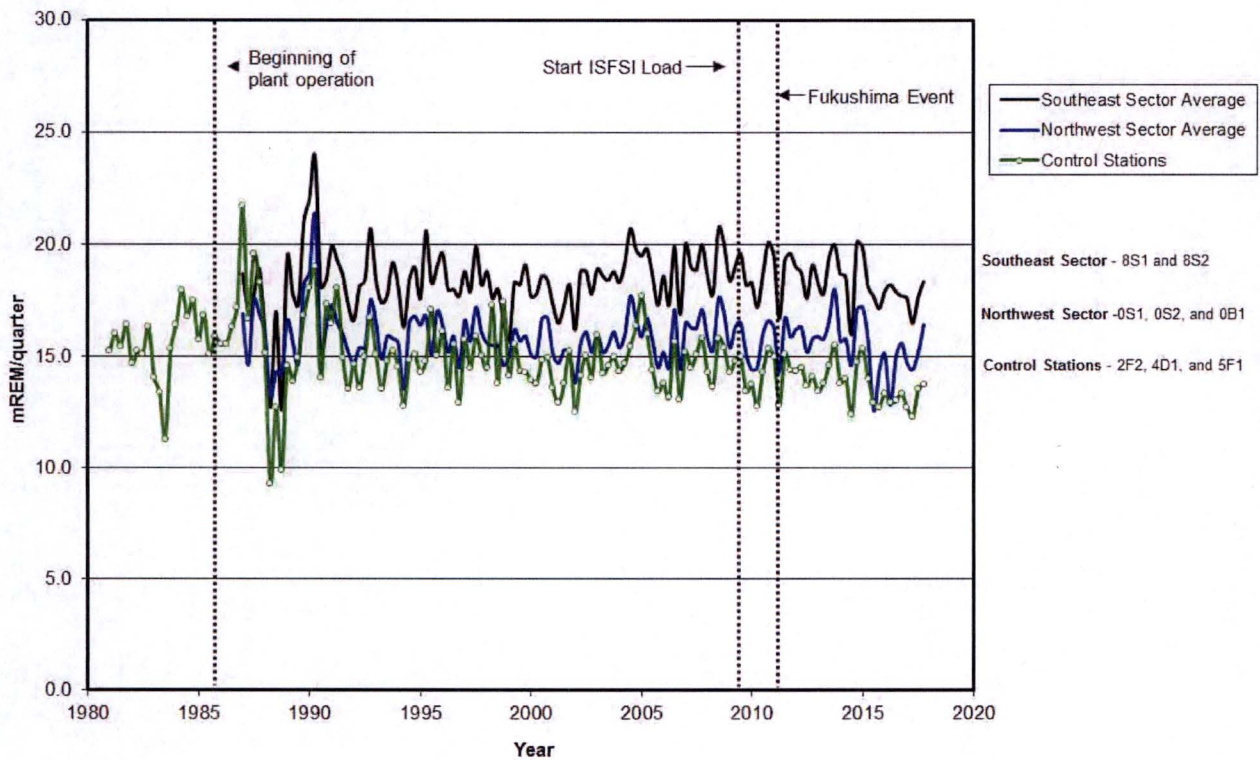


The following graph illustrated averaged Env TLD results from the southeast sector (stations 8S1, 8S2) and northwest sector (stations 0S1, 0S2, 0B1). The Env TLD results were measurements of all environmental gamma radiation sources (cosmic, terrestrial, radon, and man-made) during the deployment period to allow for trending.

These sectors were chosen for graphical trending due to their historically high averaged wind rose directions and would therefore indicate the most gaseous effluent impact on environmental TLD results.

The southeast and northwest sectors Env TLD averages trended with pre-operational Env TLD ranges. DCCP operations did not affect Env TLD results within these sectors.

Averaged control stations (2F2, 4D1, 5F1) were provided for reference.



Direct Radiation (ISFSI Env TLDs)

DCPP was licensed with an exclusion area boundary (i.e. site boundary) as an approximate 880 yard radius from U-1 Containment center. No permanent public access was permitted within the exclusion area. The unrestricted area (outside the site boundary) surrounding DCPP was sparsely inhabited out to five miles from the site (ref 2017 Land Use Census within Section 8).

The direct radiation levels within a very small area surrounding the onsite ISFSI were elevated due to dry cask spent fuel storage. ISFSI pad TLD stations IS-1 through IS-8 were located adjacent to the ISFSI pad fencing (see map in Figure 2.2 of this report). The remaining onsite areas were not affected due to the ISFSI topographical elevation and placement within an onsite hillside which provided radiation shielding to the rest of the site.

- The first spent fuel dry cask canister was loaded onto the ISFSI pad in June 2009. The small increase in radiation levels at the ISFSI pad prior to the first spent fuel canister load was due to storage of Radioactive Material (RAM) equipment in seatrains at the ISFSI pad prior to an outage. These seatrains of RAM were removed prior to the first load of spent fuel dry cask canisters.
- Dry cask loading Campaign # 2 occurred in May 2010.
- Dry cask loading Campaign # 3 occurred during the first quarter of 2012 and ended on 3/17/2012.
- Dry cask loading Campaign # 4 occurred from August to October of 2013.
- Dry cask loading Campaign #5 occurred from 5/1/15 to 7/3/15 with the addition of 8 dry casks onto the onsite ISFSI.
- Dry cask loading Campaign #6 occurred from 8/8/16 to 11/12/16 with the addition of 12 dry casks onto the onsite ISFSI.

The following chart reports the 2017 ISFSI Env "Standard Quarter TLD Results" for each individual station. These individual ISFSI station results were compared to the 2004 to 2014 "Historical Quarterly Baseline" and "Historical Annual Baseline" value at station 5S1. Station 5S1 was used for historical baseline purposes due to 5S1 close proximity to the ISFSI pad and 5S1 pre-ISFSI historical data.

Chart column reporting methodology was as follows:

- **ND** = Not Detected
- **Quarterly Investigation Level Dose** = Standard Quarter TLD result - Historical Quarterly Baseline; If ≤ 6 , report "ND". If > 6 , report value (mrem).
- **Annual TLD Result** = Qtr 1 + Qtr 2 + Qtr 3 + Qtr 4 Standard Quarter TLD Results
- **Annual Investigation Level Dose** = Annual TLD Result - Historical Annual Baseline; If ≤ 12 , report "ND". If > 12 , report value (mrem).

"Quarterly and Annual Investigation Level Dose" was detected at ISFSI Env TLD stations IS-3 through IS-7 due to DCPD spent fuel dry casks stored on the ISFSI pad.

The DCPD ISFSI Pad was located conservatively within the DCPD site boundary and was not located within the unrestricted area. An evaluation of direct radiation measurements outside the site boundary indicated all federal EPA 40CFR190 criteria for public dose limits were conservatively met.

The DCPD ISFSI Pad was topographically elevated above most of the site and was built into a hillside. These characteristics shielded most onsite locations from ISFSI related radiation. No permanent public access was permitted within the DCPD site boundary. Access occupancy surrounding the onsite ISFSI was restricted and controlled by DCPD Security. An evaluation of direct radiation measurements and member of public occupancy times within the site boundary indicated all federal criteria for member of public dose limits (10CFR20.1301) were conservatively met.

The following pages also contain a picture of the ISFSI pad and a trend graph of onsite ISFSI pad averaged TLD results (IS-1 through IS-8). The Env TLD results were measurements of all environmental gamma radiation sources (cosmic, terrestrial, radon, and man-made) during the deployment period to allow for trending.

DCPP Station ID	Distance in miles	2017 Quarterly ISFSI Env TLD Analysis								2017 Annual ISFSI Env TLD Analysis			
		Historical Quarterly Baseline (mrem)	2017 Standard Quarter TLD Results (mrem)				2017 Quarterly Investigation Level Dose (mrem)				Historical Annual Baseline (mrem)	2017 Annual TLD Result (mrem)	2017 Annual Investigation Level Dose (mrem)
			Qtr 1	Qtr 2	Qtr 3	Qtr 4	Qtr 1	Qtr 2	Qtr 3	Qtr 4			
IS-1	0.3	23.1	23.6	22.5	23.3	23.5	ND	ND	ND	ND	92.4	92.9	ND
IS-2	0.3	23.1	23.6	23.3	23.8	24.3	ND	ND	ND	ND	92.4	95.0	ND
IS-3	0.3	23.1	59.5	53.6	58.5	58.9	36.4	30.5	35.4	35.8	92.4	230.5	138.1
IS-4	0.3	23.1	113.0	105.5	112.2	116.0	89.9	82.4	89.1	92.9	92.4	446.7	354.3
IS-5	0.3	23.1	48.2	46.0	49.7	49.9	25.1	22.9	26.6	26.8	92.4	193.8	101.4
IS-6	0.3	23.1	44.6	43.6	43.8	46.9	21.5	20.5	20.7	23.8	92.4	178.9	86.5
IS-7	0.3	23.1	46.2	33.8	47.4	47.8	23.1	10.7	24.3	24.7	92.4	175.2	82.8
IS-8	0.3	23.1	22.5	21.0	22.6	24.6	ND	ND	ND	ND	92.4	90.7	ND

ND = Not Detected

The 2017 AREOR historical baselines have been determined using ANSI/HPS N13.37-2014 methodology and Env TLD station 5S1 results from approximately 2004 to 2014.

The historical baseline from REMP Station 5S1 was used for the ISFSI stations due to its onsite close proximity to ISFSI.

Quarterly Investigation Level Dose = Standard Quarter TLD result - Historical Quarterly Baseline. If ≤ 6 , report "ND". If > 6 , report value (mrem).

Annual TLD Result = Qtr 1 + Qtr 2 + Qtr 3 + Qtr 4 Standard Quarter TLD Results

Annual Investigation Level Dose = Annual TLD Result - Historical Annual Baseline. If ≤ 12 , report "ND". If > 12 , report value (mrem).

See DCPD Station ID Map in Figure 2.2

The Quarterly Investigation Level and Annual Investigation Level doses were due to spent fuel dry casks stored on the ISFSI pad.

The DCPD ISFSI Pad is located conservatively within the DCPD site boundary and is not located within the unrestricted area.

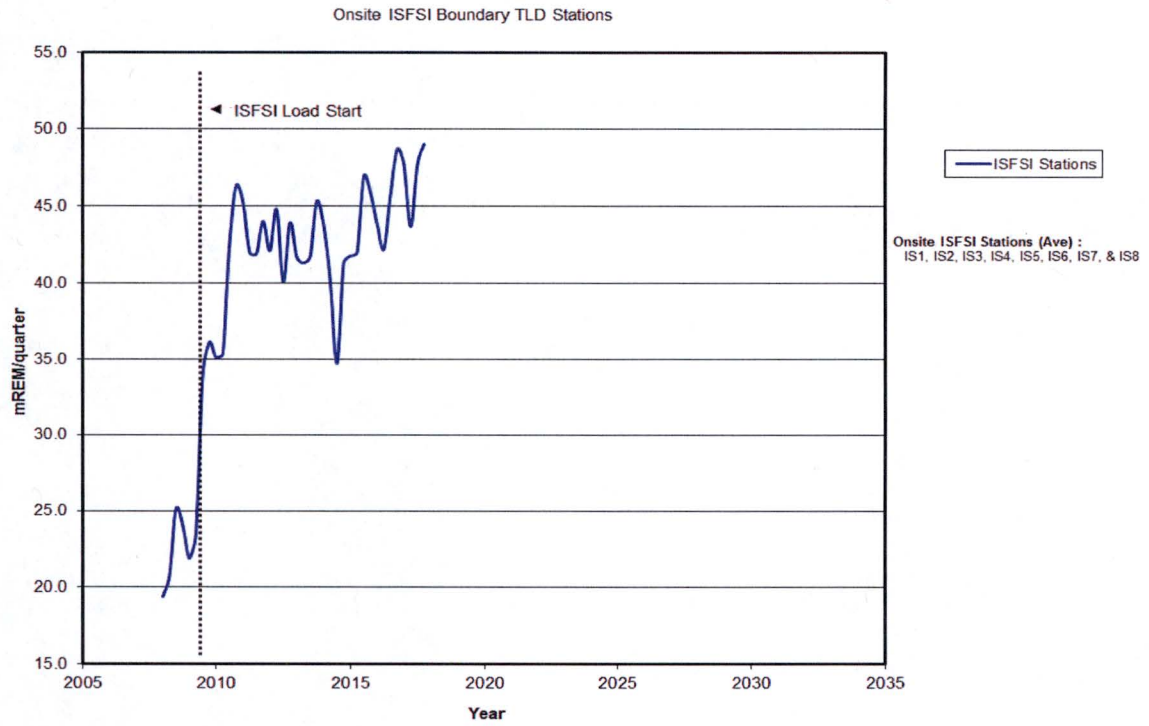
The DCPD ISFSI Pad is topographically elevated above most of the site and is built into a hillside. These characteristics shield onsite locations from ISFSI related radiation.

No permanent public access is permitted onsite within the DCPD site boundary.

Access occupancy surrounding the onsite ISFSI is restricted and controlled by DCPD Security.

10CFR20.1301 onsite member of public exposure and 40CFR190 unrestricted area exposure were evaluated. Dose limits were not exceeded and were conservatively met.

This page intentionally left blank.



DCPD ISFSI Pad within hillside and south of make-up water reservoirs

4.4.2 Airborne

Air particulate and radioiodine samples were collected weekly from six indicator stations (MT1, 0S2, 1S1, 7D1, 8S1, and 8S2) in the DCPD environs and at one control station (5F1). A total of 364 air particulate filters and 364 iodine cartridges were collected and analyzed as part of the normal REMP.

Natural occurring gross beta activity was detected in every weekly air particulate sample collected from all indicator and control stations. Comparison of the data showed that the mean values of gross beta activities for the indicator stations were consistent with those obtained for the control station and historical trending. Normal background gross beta values ranged from $2.55\text{E-}3$ to $1.14\text{E-}1$ pCi/m³.

Gamma isotopic analyses were performed on quarterly composites of the 13 air particulate filters from each of the REMP air stations. The midpoint date of the quarter was used to label the composite. There were no gamma isotopic detections in 2017.

A total of 364 REMP weekly TEDA air cartridges were analyzed for I-131 in 2017. One I-131 sample detected I-131 slightly above the MDC during the week of 7/8/17 at station 8S2 due to facility operations. The analysis result was $7.06\text{E-}3$ pCi/m³ while the MDC was $6.22\text{E-}3$ pCi/m³. Exposure results were negligible and actual exposure results can be referenced in the 2017 DCPD Annual Radiological Effluents Release Report (ARERR) found on the NRC website. All other TEDA air cartridge results were non-detectible.

Airborne Carbon-14 samples were collected weekly from two indicator stations (8S1, 0S2) in the DCPD environs and at one control station (5F1). A total of 156 Carbon-14 cartridges were collected and analyzed as part of the REMP. Carbon-14 was detected at station 8S1 from 5/13/17 to 6/10/17 due to facility operations. Exposure results were negligible and actual exposure results can be referenced in the 2017 DCPD ARERR found on the NRC website. All other Carbon-14 air cartridge results were non-detectible.

Appendix A contains the individual air sampling station data results.



4.4.3 Drinking Water and Ocean Surface Water

Drinking Water

Drinking water samples were collected from indicator stations DW1, 5S2, WN2, 1A2, and control station OEL. The samples were analyzed for gamma emitters, gross beta, tritium, total strontium 89/90, Iron-55, and Nickle-63. No plant related radionuclides were detected in any of the 2017 drinking water samples.

The results of the drinking water samples collected from both the indicator and control stations were individually listed in Appendix A.

Ocean Surface Water

Ocean surface water samples were collected monthly from indicator stations OUT, DCM, and control station 7C2. The samples were analyzed for gamma emitters, gross beta, tritium, total strontium 89/90, Iron-55, and Nickle-63. No DCPD related radionuclides were detected in any of the 2017 ocean surface water samples.

The results of the surface water samples collected from both the indicator and control stations were individually listed in Appendix A.



Kelp forest directly off the DCPD site coastline

4.4.4 Ingestion

Marine Biological Samples

Mussels were collected quarterly from stations DCM, 7C2, and POS. Mussels were collected annually from station PON (due to small mussel bed/availability at station PON).

Co-60 was detected in one mussel sample due to facility operations at the following station, date, and concentration:

- DCM Mussels 2/8/17 53.3 pCi/kg

Fish samples were collected quarterly from stations DCM, PON, POS, 7C2 (control), and a local fish market (7D3 or 2F1). Market fish samples were locally caught rock fish.

Cs-137 was detected in fish at the following stations, dates, and concentrations:

- 7C2 Rockfish 5/3/17 5.20 pCi/kg
- PON Rockfish 2/13/17 6.33 pCi/kg
- PON Rockfish 11/8/17 5.32 pCi/kg

Pre-operational (pre-1985) DCPD REMP sampling observed measurable Cs-137 in fish and sediment due to atmospheric nuclear weapons testing fallout from the 1960's and 1970's. Finding Cs-137 in fish or sediment has been historically common in SLO County and the DCPD environs due to atomic weapons testing fallout. The historical fish Cs-137 concentrations have ranged from 3 to 14 pCi/kg. The 2017 concentrations of Cs-137 detected in fish were within this range.

This Cs-137 activity was also in agreement with the 1981 California Dept of Health Services Radiological Health Branch report and was considered part of SLO County background radioactivity. The preoperational 1981 ranges of Cs-137 observed in the Diablo cove (DCM) fish were 0 to 26 pCi/kg (decay corrected 0 to 12 pCi/kg in 2017). The 1981 ranges of Cs-137 observed in market fish were 0 to 38 pCi/kg (decay corrected 0 to 17 pCi/kg in 2017). The 1981 ranges of Cs-137 observed in ocean sediment were 0 to 93 pCi/kg (decay corrected 0 to 42 pCi/kg in 2017). The 1981 ranges of Cs-137 observed in soil were 0 to 298 pCi/kg (decay corrected 0 to 135 pCi/kg in 2017).

Another recent background source of Cs-137 into California environs was due to the March 2011 Fukushima Event and subsequent jet stream isotopic dispersion to the United States.

Because Cs-137 has an isotopic half-life of approximately 30 years, this contaminant should be detected in the DCPD environs for the next 10 to 40 years depending on initial concentration and the detection sensitivity of the REMP analyses. Cs-137 has a longer environmental half-life in coastal seawaters than in open oceans due to input sources like rain watershed runoff and storm condition sediment re-suspension.

There also were no Cs-134 found in these fish samples. Cs-134 has a shorter isotopic half-life (approximately 2 years), would be indicative of nuclear reactor fission products, and would not be attributed to atomic weapons testing. Because Cs-134 was absent in the REMP fish analyses; fish Cs-137 concentrations were attributed to either pre-1980's nuclear weapons testing or Fukushima related fallout with sediment re-suspension into watershed/storm runoff.

The DCM mussel Co-60 indication was from facility operations and is within ranges of Co-58 / Co-60 concentrations found in mussels or aquatic vegetation during previous REMP sampling.

All other marine fish and mussel samples did not detect any DCPD related radionuclides in 2017.

The results of the marine biological samples collected from both the indicator and control stations were individually listed in Appendix A.



Station PON



Station MDO beach sampling

Marine Aquatic Vegetation

Supplemental marine aquatic kelp sampling was performed quarterly at REMP sample indicator stations DCM, PON, POS, and 7C2 (control). Supplemental intertidal algae sampling was performed quarterly at REMP sample station 7C2. Station DCM algae was unavailable in 2017.

Each sample was analyzed for gamma emitting radionuclides. No DCPP related isotopes were detected in 2017.

The results of the marine aquatic vegetation sampling were individually listed in Appendix A.

Ocean Sediment and Recreational Beach Sampling

Ocean sediment samples were collected annually from stations DCM and 7C2. Supplemental recreational beach sand samples were collected semi-annually from stations Avila Beach (AVA), Montana de Oro Spooner's Cove (MDO), Pismo Beach near pier (PMO), Cayucos Morro Strand State Beach (CYA), and Cambria Moonstone Beach (CBA). Each sample was analyzed for gamma emitting radionuclides, total strontium 89/90, Iron-55, and Nickle-63.

Only natural occurring isotopes were detected in the ocean sediment and recreational beach sand samples collected for 2017. The results of ocean sediment and recreational beach sand sampling were individually listed in Appendix A.



Station 7G1 in Arroyo Grande CA

4.4.5 Vegetation (Food Crops)

Samples of broad leaf vegetation were collected monthly (when available) from two indicator stations (7C1 and 7G1), and one control location (5F2). Supplemental samples were also collected quarterly from residence or commercial gardens at stations 3C1, 6C1, and 7E1. The samples were analyzed for gamma emitting radionuclides and for Iodine-131 on edible portions.

No DCCP related isotopes were detected in 2017 vegetation.

The analysis results of vegetation sampling were individually listed in Appendix A.



Cal Poly Station 5F2

4.4.6 Milk

There are no milking animals (for human consumption) within 5 miles of the plant site. In substitution, the DCPD REMP required additional air sampling at stations 8S2 and 1S1.

Supplemental samples of milk were collected monthly from Cal Poly Farm (station 5F2) due to Cal Poly dairy being the closest milk producer relative to the DCPD site and regardless of the availability of milk stations within 5 miles of the plant.

The milk samples were analyzed for gamma emitting radionuclides, Iodine-131, and total strontium 89/90. No DCPD related radionuclides were detected in station 5F2 milk samples during 2017.

The results of the milk samples were individually listed in Appendix A.



Ranchers near Station 7C1

4.4.7 Meat Products

Meat products were collected quarterly when available or provided from landowners.

Blanchard cattle were allowed to graze on the northern DCPP lands during 2017. Blanchard Cow Meat (BCM) was sampled quarterly for gamma emitting radionuclides and total strontium 89/90.

Supplemental Blanchard Sheep Meat (BSM) and Blanchard Goat Meat (BGM) were not available and were not provided by the rancher during all of 2017. Blanchard sheep and goats were not within 5 miles of the DCPP site in 2017. The changes in Blanchard ranch operations were due to the ongoing severe drought conditions along the central coast of California.

Station CCM, free range, grass fed beef sampling was conducted outside the influence of DCPP. Quarterly CCM meat was purchased by REMP personnel from the Whole Foods Market in SLO and consisted of Hearst Ranch ground beef.

Local landowners could hunt wild deer within 5 miles of the DCPP site. Station JDM deer meat was provided by a local landowner in 2017.

No DCPP related isotopes were detected in meat during 2017. The results of the meat samples were individually listed in Appendix A.



Station GW2 groundwater sampling

5.0 GROUND WATER MONITORING

Diablo Canyon is committed to improving management of situations involving inadvertent radiological releases that get into onsite groundwater. This commitment reflects the nuclear industry's high standard of public radiation safety and protection of the environment. Trust and confidence on the part of local communities, California State, the NRC, and the general public is paramount to this commitment.

Groundwater gradient studies of the DCPD ISFSI site and a general assessment of sub-regional hydro-geologic conditions indicates that groundwater (subsurface) flow beneath the Diablo Canyon power block is west to northwest toward the Pacific Ocean. Any groundwater present beneath the DCPD power block was not used as a source of drinking water.

5.1 NEI 07-07 GROUNDWATER PROTECTION INITIATIVE - REPORTING

5.1.1 NEI 07-07 Objective 2.4 (b), Annual Reporting:

"Document in the AREOR all on-site ground water sample results that are included in the REMP as described in the DCPD Offsite Dose Calculation Manual (ODCM)".

Onsite groundwater monitoring points are described in the REMP and reported in this 2017 Annual Radiological Environmental Operating Report (AREOR) as follows:

Observation Well 01 (OW1), Observation Well 02 (OW2), Drywell 115 (DY1), DCSF96-1 (8S3), Water Well 02 (WW2), Groundwater Well 1 (GW1), Groundwater Well 2 (GW2), and Diablo Creek Outlet (WN2) were used for Groundwater Protection Initiative (GPI) data reporting and were described in 2017 DCPD AREOR Table 2.1.

5.2 GROUNDWATER SAMPLING OVERVIEW:

As part of the nuclear industry NEI 07-07 Groundwater Protection Initiative (GPI), DCPD began sampling various ground water sources in 2006. These sources included onsite power block french-drain monitoring wells (OW1, OW2, & DY1), an aquifer well (WW2), Diablo Canyon creek (5S2 & WN2), up-gradient shallow well (8S3), and a groundwater spring (1A2). Two additional downgradient groundwater monitoring wells (stations GW1 and GW2) were installed along the western side of the DCPD site on December 14, 2011. REMP began sampling these two new wells during the first quarter of 2012.

One groundwater aquifer well (WW2) was available within the plant site boundary. This well was located about 250 feet above and to the east of the power block. WW2 was sampled quarterly (except 1Q17) for gamma emitters, gross beta, tritium, total strontium 89/90, Iron-55, and Nickel-63. No plant related radionuclides were detected in 2017.

One shallow (approximately 70 feet deep) up-gradient monitoring well (8S3) was located southeast at approximately 0.4 miles from the power block. 8S3 was sampled quarterly for gamma emitters, gross beta, tritium, total strontium 89/90, Iron-55, and Nickel-63. No plant related radionuclides were detected in 2017.

Three shallow (approximately 37 to 73 feet deep) french-drain systems discharge into three monitoring wells located within the plant protected area and in close proximity to the containment structures, spent fuel pools, and radiologically controlled area auxiliary building. These french-

drain system monitoring wells were stations Observation Well 01 (OW1), Observation Well 02 (OW2), and Drywell 115 (DY1).

OW2 was not sampled in 2017 due to no water present in the well during the entire 2017 timeframe. There has been an ongoing severe drought in San Luis Obispo County which contributed to this dry well.

Stations DY1 and OW1 contained low levels of tritium throughout 2017 due to rainwater washout of gaseous tritium exiting the plant vent system. This tritium was evaluated and attributed to the rain-washout of gaseous tritium exiting the plant vent system via an approved monitored radioactive effluent discharge path. DCPD conducted rain-washout studies to document this phenomenon. Rain-washout tritium communicated with these french-drain systems via building structure to ground interfaces. Once rain water entered the monitoring wells, the water remained stagnant until another rain event caused transport. Subsequent quarterly sampling routinely indicated consistent tritium values due to monitoring well stagnation. These tritium concentrations were evaluated and were not due to a plant system leak or spill.

DY1 routinely experienced the highest rain-washout tritium concentrations due to its close proximity to the plant-vent gaseous discharge points.

OW1 was connected to subsurface groundwater flow fissures and routinely trends with rain fall.

The specific ranges of tritium detected in these power block monitoring wells for 2017 were as follows:

- DY1 - Drywell 115 (2,620 to 46,600 pCi/L) 7 of 7 sample tritium analysis.
- OW1 - Observation Well 01 (281 to 816 pCi/L) 3 of 4 sample tritium analysis.
- OW2 - Observation Well 02 ; no samples collected (well dry).

No other DCPD related isotopes were detected in OW1, OW2, or DY1.

As mentioned previously, two down-gradient monitoring wells were added to the REMP in 2012.

Groundwater Well 1 (GW1) was located between the DCPD protected area and the Pacific Ocean cliff boundary. This well opening was located at approximately 85' above sea level on the same plane as the power block and was approximately 85' deep.

Groundwater Well 2 (GW2) was located between the DCPD protected area and the Pacific Ocean cliff boundary. This well opening was located at approximately 85' above sea level on the same

plane as the power block and was approximately 85' deep.

The specific ranges of tritium detected in GW1/GW2 monitoring wells for 2017 were as follows:

- GW1 - Groundwater Well 1 ; no tritium detected
- GW2 - Groundwater Well 2 ; no tritium detected

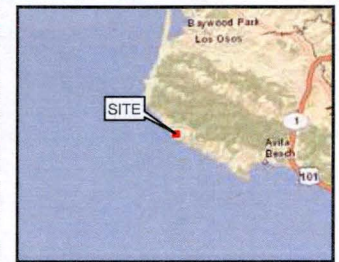

No other DCPD related isotopes were detected in GW1 or GW2 in 2017.

All other samples of groundwater at 1A2, 5S2, 8S3, and WN2 did not indicate the presence of tritium or any other DCPD related isotopes (only NORM isotopes were observed) in 2017.

The results of groundwater sampling were individually listed in Appendix A.

Rain washout of tritium is discussed within NRC Regulatory Issue Summary (RIS) 2008-003, "Return/Re-use of Previously Discharged Radioactive Effluents".





Legend

- ◆ Surface Water Sampling Location
- ⊕ Monitoring Well
- French Drain Infrastructure:**
 - French Drain Wells
 - - - Approximate French Drain Location
- Facility Infrastructure:**
 - ▨ Spent Fuel Storage Pools
 - ▨ Auxiliary Building Sump
 - Deep Foundation / Power Block

NOTES:
 - Layers were digitized using satellite imagery for graphical representation. Locations are approximate
 - Satellite imagery taken on 5/10/2010
 Reproduced under license with ArcGIS 10.1

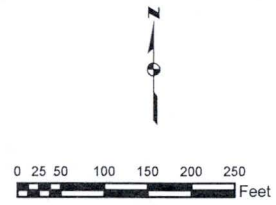


Figure 3: Plant Layout
 Diablo Canyon Power Plant
 Avila Beach
 California



C:\GraphicsCenter_L_P\Power\Diablo\Diablo.mxd - bret.tshawer - 8/1/2014

This page intentionally left blank.



Old Steam Generator Storage Facility looking northwest

6.0 OSGSF MONITORING

In accordance with the DCPD Offsite Dose Calculation Manual (ODCM), the Old Steam Generator Storage Facility (OSGSF) interior sumps were inspected quarterly. If water was found in the sump of a vault containing plant equipment, the expectation was to sample that sump water and dispose of the water per plant protocols via an approved radioactive discharge pathway.

For reference, the following equipment was placed into the OSGSF on the following dates:

- 3/2/08 (outage 2R14), four DCPD Unit Two (U-2) Steam Generators
- 2/14/09 (outage 1R15), four DCPD Unit One (U-1) Steam Generators
- 11/6/09 (outage 2R15), one DCPD Unit Two (U-2) Reactor (Rx) Head
- 10/23/10 (outage 1R16), one DCPD Unit One (U-1) Rx Head

As of 10/23/10, the OSGSF contains eight old Steam Generators and two old Rx Heads.

No water was found in any OSGSF interior sumps during 2017 quarterly inspections.

This page intentionally left blank.

7.0 CROSS CHECK PROGRAM

This page intentionally left blank.



2017 ANNUAL QUALITY ASSURANCE REPORT

FOR THE

**RADIOLOGICAL ENVIRONMENTAL
MONITORING PROGRAM (REMP)**

2017 ANNUAL QUALITY ASSURANCE REPORT
FOR THE
RADIOLOGICAL ENVIRONMENTAL
MONITORING PROGRAM (REMP)


Approved By  March 9, 2018
Robert L. Pullano Date
Director, Quality Systems

TABLE OF CONTENTS

1. INTRODUCTION.....	
2. QUALITY ASSURANCE PROGRAMS FOR INTER-LABORATORY, INTRA-LABORATORY AND THIRD PARTY CROSS-CHECK.....	
3. QUALITY ASSURANCE PROGRAM FOR INTERNAL AND EXTERNAL AUDITS	
4. PERFORMANCE EVALUATION ACCEPTANCE CRITERIA FOR ENVIRONMENTAL SAMPLE ANALYSIS.....	
5. PERFORMANCE EVALUATION SAMPLES	
6. QUALITY CONTROL PROGRAM FOR ENVIRONMENTAL SAMPLE ANALYSIS	
7. SUMMARY OF DATA RESULTS.....	
8. SUMMARY OF PARTICIPATION IN THE ECKERT & ZIEGLER ANALYTICS ENVIRONMENTAL CROSS-CHECK PROGRAM	
9. SUMMARY OF PARTICIPATION IN THE MAPEP MONITORING PROGRAM	
10. SUMMARY OF PARTICIPATION IN THE ERA MRAD PT PROGRAM.....	
11. SUMMARY OF PARTICIPATION IN THE ERA PT PROGRAM.....	
12. CORRECTIVE ACTION REQUEST AND REPORT (CARR).....	
13. REFERENCES.....	

TABLES

Table 1	2017 Radiological Proficiency Testing Results and Acceptance Criteria
Table 2	2017 Eckert & Ziegler Analytics Performance Evaluation Results
Table 3	2017 DOE Mixed Analyte Performance Evaluation Program (MAPEP) Results
Table 4	2017 ERA Program Performance Evaluation Results
Table 5	2017 ERA Program (MRAD) Performance Evaluation Results
Table 6	REMP Intra-Laboratory Data Summary: Bias and Precision By Matrix.....
Table 7	All Radiological Intra-Laboratory Data Summary: Bias and Precision By Matrix.....
Table 8	2017 Corrective Action Report Summary.....

TABLE OF CONTENTS (CONTINUED)

FIGURES

Figure 1 Cobalt-60 Performance Evaluation Results and % Bias

Figure 2 Cesium-137 Performance Evaluation Results and % Bias

Figure 3 Tritium Performance Evaluation Results and % Bias.....

Figure 4 Strontium-90 Performance Evaluation Results and % Bias.....

Figure 5 Gross Alpha Performance Evaluation Results and % Bias.....

Figure 6 Gross Beta Performance Evaluation Results and % Bias

Figure 7 Iodine-131 Performance Evaluation Results and % Bias

Figure 8 Americium-241 Performance Evaluation Results and % Bias

Figure 9 Plutonium-238 Performance Evaluation Results and % Bias

2017 ANNUAL QUALITY ASSURANCE REPORT FOR THE RADIOLOGICAL ENVIRONMENTAL MONITORING PROGRAM (REMP)

1. Introduction

GEL Laboratories, LLC (GEL) is a privately owned environmental laboratory dedicated to providing personalized client services of the highest quality. GEL was established as an analytical testing laboratory in 1981. Now a full service lab, our analytical divisions use state of the art equipment and methods to provide a comprehensive array of organic, inorganic, and radiochemical analyses to meet the needs of our clients.

At GEL, quality is emphasized at every level of personnel throughout the company. Management's ongoing commitment to good professional practice and to the quality of our testing services to our customers is demonstrated by their dedication of personnel and resources to develop, implement, assess, and improve our technical and management operations.

The purpose of GEL's quality assurance program is to establish policies, procedures, and processes to meet or exceed the expectations of our clients. To achieve this, all personnel that support these services to our clients are introduced to the program and policies during their initial orientation, and annually thereafter during company-wide training sessions.

GEL's primary goals are to ensure that all measurement data generated are scientifically and legally defensible, of known and acceptable quality per the data quality objectives (DQOs), and thoroughly documented to provide sound support for environmental decisions. In addition, GEL continues to ensure compliance with all contractual requirements, environmental standards, and regulations established by local, state and federal authorities.

GEL administers the QA program in accordance with the Quality Assurance Plan, GL-QS-B-001. Our Quality Systems include all quality assurance (QA) policies and quality control (QC) procedures necessary to plan, implement, and assess the work we perform. GEL's QA Program establishes a quality management system (QMS) that governs all of the activities of our organization.

This report entails the quality assurance program for the proficiency testing and environmental monitoring aspects of GEL for 2017. GEL's QA Program is designed to monitor the quality of analytical processing associated with environmental, radiobioassay, effluent (10 CFR Part 50), and waste (10 CFR Part 61) sample analysis.

This report covers the category of Radiological Environmental Monitoring Program (REMP) and includes:

- Intra-laboratory QC results analyzed during 2017.
- Inter-laboratory QC results analyzed during 2017 where known values are available.

2. Quality Assurance Programs for Inter-laboratory, Intra-laboratory and Third Party Cross-Check

In addition to internal and client audits, our laboratory participates in annual performance evaluation studies conducted by independent providers. We routinely participate in the following types of performance audits:

- Proficiency testing and other inter-laboratory comparisons
- Performance requirements necessary to retain Certifications
- Evaluation of recoveries of certified reference and in-house secondary reference materials using statistical process control data.
- Evaluation of relative percent difference between measurements through SPC data.

We also participate in a number of proficiency testing programs for federal and state agencies and as required by contracts. It is our policy that no proficiency evaluation samples be analyzed in any special manner. Our annual performance evaluation participation generally includes a combination of studies that support the following:

- US Environmental Protection Agency Discharge Monitoring Report, Quality Assurance Program (DMR-QA). Annual national program sponsored by EPA for laboratories engaged in the analysis of samples associated with the NPDES monitoring program. Participation is mandatory for all holders of NPDES permits. The permit holder must analyze for all of the parameters listed on the discharge permit. Parameters include general chemistry, metals, BOD/COD, oil and grease, ammonia, nitrates, etc.
- Department of Energy Mixed Analyte Performance Evaluation Program (MAPEP). A semiannual program developed by DOE in support of DOE contractors performing waste analyses. Participation is required for all laboratories that perform environmental analytical measurements in support of environmental management activities. This program includes radioactive isotopes in water, soil, vegetation and air filters.
- ERA's MRAD-Multimedia Radiochemistry Proficiency test program. This program is for labs seeking certification for radionuclides in wastewater and solid waste. The program is conducted in strict compliance with USEPA National Standards for Water Proficiency study.
- ERA's InterLaB RadChem Proficiency Testing Program for radiological analyses. This program completes the process of replacing the USEPA EMSL-LV Nuclear Radiation Assessment Division program discontinued in 1998. Laboratories seeking certification for radionuclide analysis in drinking water also use the study. This program is conducted in strict compliance with the USEPA National Standards for Water Proficiency Testing Studies. This program encompasses Uranium by EPA method 200.8 (for drinking water certification in Utah/Primary NELAP), gamma emitters, Gross Alpha/Beta, Iodine-131, naturally occurring radioactive isotopes, Strontium-89/90, and Tritium.
- ERA's Water Pollution (WP) biannual program for waste methodologies includes parameters for both organic and inorganic analytes.
- ERA's Water Supply (WS) biannual program for drinking water methodologies includes parameters for organic and inorganic analytes.
- Environmental Cross-Check Program administered by Eckert & Ziegler Analytics, Inc. This program encompasses radionuclides in water, soil, milk, naturally occurring radioactive isotopes in soil and air filters.

GEL procures single-blind performance evaluation samples from Eckert & Ziegler Analytics to verify the analysis of sample matrices processed at GEL. Samples are received on a quarterly basis. GEL's Third-Party Cross-Check Program provides environmental matrices encountered in a typical nuclear utility REMP. The Third-Party Cross-Check Program is intended to meet or exceed the inter-laboratory comparison program requirements discussed in NRC Regulatory Guide 4.15. Once performance evaluation samples have been prepared in accordance with the instructions provided by the PT provider, samples

are managed and analyzed in the same manner as environmental samples from GEL's clients.

3. Quality Assurance Program for Internal and External Audits

During each annual reporting period, at least one internal assessment of each area of the laboratory is conducted in accordance with the pre-established schedule from Standard Operating Procedure for the Conduct of Quality Audits, GL-QS-E-001. The annual internal audit plan is reviewed for adequacy and includes the scheduled frequency and scope of quality control actions necessary to GEL's QA program. Internal audits are conducted at least annually in accordance with a schedule approved by the Quality Systems Director. Supplier audits are contingent upon the categorization of the supplier, and may or may not be conducted prior to the use of a supplier or subcontractor. Type I suppliers and subcontractors, regardless of how they were initially qualified, are re-evaluated at least once every three years.

In addition, prospective customers audit GEL during pre-contract audits. GEL hosts several external audits each year for both our clients and other programs. These programs include environmental monitoring, waste characterization, and radiobioassay. The following list of programs may audit GEL at least annually or up to every three years depending on the program.

- TNI, The NELAC Institute, National Environmental Laboratory Accreditation Program
- DOECAP, U.S. Department of Energy Consolidated Audit Program
- DOELAP, U.S. Department of Energy Laboratory Accreditation Program
- DOE QSAS, U.S. Department of Energy, Quality Systems for Analytical Services
- ISO/IEC 17025:2005
- A2LA, American Association for Laboratory Accreditation
- DoD ELAP, US Department of Defense Environmental Accreditation Program
- NUPIC, Nuclear Procurement Issues Committee
- South Carolina Department of Health and Environmental Control (SC DHEC)

The annual radiochemistry laboratory internal audit (17-RAD-001) was conducted in May, 2017. One (1) finding, six (6) observations, and five (5) recommendation resulted from this assessment. By July, 2017, the findings were closed and appropriate laboratory staff addressed each observation and recommendation.

4. Performance Evaluation Acceptance Criteria for Environmental Sample Analysis

GEL utilized an acceptance protocol based upon two performance models. For those inter-laboratory programs that already have established performance criteria for bias (i.e., MAPEP, and ERA/ELAP), GEL will utilize the criteria for the specific program. For intra-laboratory or third party quality control programs that do not have a specific acceptance criteria (i.e. the Eckert-Ziegler Analytics Environmental Cross-check Program), results will be evaluated in accordance with GEL's internal acceptance criteria.

5. Performance Evaluation Samples

Performance Evaluation (PE) results and internal quality control sample results are evaluated in accordance with GEL acceptance criteria. The first criterion concerns bias, which is defined as the deviation of any one result from the known value. The second criterion concerns precision, which deals with the ability of the measurement to be replicated by comparison of an individual result with the mean of all results for a given sample set.

At GEL, we also evaluate our analytical performance on a regular basis through statistical process control (SPC) acceptance criteria. Where feasible, this criterion is applied to both measures of precision and accuracy and is specific to sample matrix. We establish environmental process control limits at least annually.

For Radiochemistry analysis, quality control evaluation is based on static limits rather than those that are statistically derived. Our current process control limits are maintained in GEL's AlphaLIMS. We also measure precision with matrix duplicates and/or matrix spike duplicates. The upper and lower control limits (UCL and LCL respectively) for precision are plus or minus three times the standard deviation from the mean of a series of relative percent differences. The static precision criteria for radiochemical analyses are 0 - 25%, for activity levels exceeding the contract required detection limit (CRDL).

6. Quality Control Program for Environmental Sample Analysis

GEL's internal QA Program is designed to include QC functions such as instrumentation calibration checks (to insure proper instrument response), blank samples, instrumentation backgrounds, duplicates, as well as overall staff qualification analyses and statistical process controls. Both quality control and qualification analyses samples are used to be as similar as the matrix type of those samples submitted for analysis by the various laboratory clients. These performance test samples (or performance evaluation samples) are either actual sample submitted in duplicate in order to evaluate the precision of laboratory measurements, or fortified blank samples, which have been given a known quantity of a radioisotope that is in the interest to GEL's clients.

Accuracy (or Bias) is measured through laboratory control samples and/or matrix spikes, as well as surrogates and internal standards. The UCLs and LCLs for accuracy are plus or minus three times the standard deviation from the mean of a series of recoveries. The static limit for most radiochemical analyses is 75 - 125%. Specific instructions for out-of-control situations are provided in the applicable analytical SOP.

GEL's Laboratory Control Standard (LCS) is an aliquot of reagent water or other blank matrix to which known quantities of the method analytes are added in the laboratory. The LCS is analyzed exactly like a sample, and its purpose is to determine whether the methodology is in control, and whether the laboratory is capable of making accurate and precise measurements. Some methods may refer to these samples as Laboratory Fortified Blanks (LFB). The requirement for recovery is between 75 and 125% for radiological analyses excluding drinking water matrix.

$$\text{Bias (\%)} = \frac{(\text{observed concentration})}{(\text{known concentration})} * 100 \%$$

Precision is a data quality indicator of the agreement between measurements of the same property, obtained under similar conditions, and how well they conform to themselves. Precision is usually expressed as standard deviation, variance or range in either absolute or relative (percentage) terms.

GEL's laboratory duplicate (DUP or LCSD) is an aliquot of a sample taken from the same container and processed in the same manner under identical laboratory conditions. The aliquot is analyzed independently from the parent sample and the results are compared to measure precision and accuracy.

If a sample duplicate is analyzed, it will be reported as Relative Percent Difference (RPD). The RPD must be 20 percent or less, if both samples are greater than 5 times the MDC. If both results are less than 5 times MDC, then the RPD must be equal to or less than 100%. If one result is above the MDC and the other is below the MDC, then the RPD can be calculated using the MDC for the result of the one below the MDC. The RPD must be 100% or less. In the situation where both results are above the MDC but one result is greater than 5 times the MDC and the other is less than 5 times the MDC, the RPD must be less

than or equal to 20%. If both results are below MDC, then the limits on % RPD are not applicable.

$$\text{Difference (\%)} = \frac{(\text{high duplicate result} - \text{low duplicate result})}{(\text{average of results})} * 100 \%$$

7. Summary of Data Results

During 2017, forty-five (45) radioisotopes associated with seven (7) matrix types were analyzed under GEL's Performance Evaluation program in participation with ERA, MAPEP, and Eckert & Ziegler Analytics. Matrix types were representative of client analyses performed during 2017. Of the four hundred sixty-two (462) total results, 99.4% (459 of 462) were found to be acceptable within the PT providers three sigma or other statistical criteria. The list below contains the type of matrix evaluated by GEL.

- Air Filter
- Cartridge
- Water
- Milk
- Soil
- Liquid
- Vegetation

Graphs are provided in Figures 1-9 of this report to allow for the evaluation of trends or biases. These graphs include radioisotopes Cobalt-60, Cesium-137, Tritium, Strontium-90, Gross Alpha, Gross Beta, Iodine-131, Americium-241, and Plutonium-238.

8. Summary of Participation in the Eckert & Ziegler Analytics Environmental Cross-Check Program

Eckert & Ziegler Analytics provided samples for ninety-two (92) individual environmental analyses. The accuracy of each result reported to Eckert & Ziegler Analytics, Inc. is measured by the ratio of GEL's result to the known value. All results fell within GEL's acceptance criteria (100% within acceptance).

9. Summary of Participation in the MAPEP Monitoring Program

MAPEP Series 36 and 37 were analyzed by the laboratory. All one hundred twenty-four (124) analyses fell within the PT provider's acceptance criteria (100% within acceptance).

10. Summary of Participation in the ERA MRaD PT Program

The ERA MRaD program provided samples (MRAD-26 and MRAD-27) for one hundred ninety-seven (197) individual environmental analyses. All analyses fell within the PT provider's acceptance criteria (100% within acceptance).

11. Summary of Participation in the ERA PT Program

The ERA program provided samples (RAD-108, RAD-109, RAD-110) for forty-nine (49) individual environmental analyses. Of the 49 analyses, 93.9% (46 out of 49) of all results fell within the PT provider's acceptance criteria.

CARR 170227-1085 documents the unacceptable result of Gross Alpha in water (two methods) from Study RAD-108, CARR170828-1125 documents the unacceptable result of Iodine-131 in water from Study RAD-110. All corrective actions are summarized in Table 8.

12. Corrective Action Request and Report (CARR)

There are two categories of corrective action at GEL. One is corrective action implemented at the analytical and data review level in accordance with the analytical SOP. The other is formal corrective action documented by the Quality Systems Team in accordance with GL-QS-E-002. A formal corrective action is initiated when a nonconformance reoccurs or is so significant that permanent elimination or prevention of the problem is required. Formal corrective action investigations include root cause analysis.

GEL includes quality requirements in most analytical standard operating procedures to ensure that data are reported only if the quality control criteria are met or the quality control measures that did not meet the acceptance criteria are documented. A formal corrective action is implemented according to GL-QS-E-002 for Conducting Corrective/Preventive Action and Identifying Opportunities for Improvement. Recording and documentation is performed following guidelines stated in GL-QS-E-012 for Client NCR Database Operation.

Any employee at GEL can identify and report a nonconformance and request that corrective action be taken. Any GEL employee can participate on a corrective action team as requested by the QS team or Group Leaders. The steps for conducting corrective action are detailed in GL-QS-E-002. In the event that correctness or validity of the laboratory's test results in doubt, the laboratory will take corrective action. If investigations show that the results have been impacted, affected clients will be informed of the issue in writing within five (5) calendar days of the discovery.

Table 8 provides the status of CARRs for radiological performance testing during 2017. **It has been determined that causes of the failures did not impact any data reported to our clients.**

13. References

1. GEL Quality Assurance Plan, GL-QS-B-001
2. GEL Standard Operating Procedure for the Conduct of Quality Audits, GL-QS-E-001
3. GEL Standard Operating Procedure for Conducting Corrective/Preventive Action and Identifying Opportunities for Improvement, GL-QS-E-002
4. GEL Standard Operating Procedure for AlphaLIMS Documentation of Nonconformance Reporting and Dispositioning and Control of Nonconforming Items, GL-QS-E-004
5. GEL Standard Operating Procedure for Handling Proficiency Evaluation Samples, GL-QS-E-013
6. GEL Standard Operating Procedure for Quality Assurance Measurement Calculations and Processes, GL-QS-E-014
7. 40 CFR Part 136 Guidelines Establishing Test Procedures for the Analysis of Pollutants
8. ISO/IEC 17025-2005, General Requirements for the Competence of Testing and Calibration Laboratories
9. ANSI/ASQC E4-1994, Specifications and Guidelines for Quality Systems for Environmental Data Collection and Environmental Technology Programs, American National Standard
10. 2003 NELAC Standard, National Environmental Laboratory Accreditation Program
11. 2009 TNI Standard, The NELAC Institute, National Environmental Accreditation Program
12. MARLAP, Multi-Agency Radiological Laboratory Analytical Protocols
13. 10 CFR Part 21, Reporting of Defects and Noncompliance
14. 10 CFR Part 50 Appendix B, Quality Assurance Criteria for Nuclear Power Plants and Fuel Reprocessing Plants
15. 10 CFR Part 61, Licensing Requirements for Land Disposal and Radioactive Waste
16. NRC REG Guide 4.15 and NRC REG Guide 4.8

TABLE 1
2017 RADIOLOGICAL PROFICIENCY TESTING RESULTS AND ACCEPTANCE CRITERIA

PT Provider	Quarter / Year	Report Received Date	Sample Number	Sample Media	Units	Analyte	Reported Value	Assigned Value	Acceptance Limits/Ratio	Performance Evaluation
ERA	1st/2017	2/27/17	RAD-108	Water	pCi/L	Barium-133	86.7	85.6	72.0 - 94.2	Acceptable
ERA	1st/2017	2/27/17	RAD-108	Water	pCi/L	Cesium-134	51.2	52.6	42.4 - 57.9	Acceptable
ERA	1st/2017	2/27/17	RAD-108	Water	pCi/L	Cesium-137	118	112	101 - 126	Acceptable
ERA	1st/2017	2/27/17	RAD-108	Water	pCi/L	Cobalt-60	118	113	102 - 126	Acceptable
ERA	1st/2017	2/27/17	RAD-108	Water	pCi/L	Zinc-65	202	189	170 - 222	Acceptable
ERA	1st/2017	2/27/17	RAD-108	Water	pCi/L	Gross Alpha	71.6	52.3	27.3 - 65.5	Not Acceptable
ERA	1st/2017	2/27/17	RAD-108	Water	pCi/L	Gross Alpha	69.6	52.3	27.3 - 65.5	Not Acceptable
ERA	1st/2017	2/27/17	RAD-108	Water	pCi/L	Gross Beta	37.6	41.6	27.7 - 49.0	Acceptable
ERA	1st/2017	2/27/17	RAD-108	Water	pCi/L	Radium-226	12.3	12.7	9.48 - 14.7	Acceptable
ERA	1st/2017	2/27/17	RAD-108	Water	pCi/L	Radium-226	13.1	12.7	9.48 - 14.7	Acceptable
ERA	1st/2017	2/27/17	RAD-108	Water	pCi/L	Radium-226	14.2	12.7	9.48 - 14.7	Acceptable
ERA	1st/2017	2/27/17	RAD-108	Water	pCi/L	Radium-228	6.31	6.2	3.83 - 8.08	Acceptable
ERA	1st/2017	2/27/17	RAD-108	Water	pCi/L	Radium-228	6.36	6.2	3.83 - 8.08	Acceptable
ERA	1st/2017	2/27/17	RAD-108	Water	pCi/L	Uranium (Nat)	12.2	12.6	9.91 - 14.4	Acceptable
ERA	1st/2017	2/27/17	RAD-108	Water	µg/L	Uranium (Nat) mass	19.7	18.4	14.5 - 21.1	Acceptable
ERA	1st/2017	2/27/17	RAD-108	Water	µg/L	Uranium (Nat) mass	18.9	18.4	14.5 - 21.1	Acceptable
ERA	1st/2017	2/27/17	RAD-108	Water	pCi/L	Tritium	11300	12500	10900 - 13800	Acceptable
ERA	1st/2017	2/27/17	RAD-108	Water	pCi/L	Tritium	11600	12500	10900 - 13800	Acceptable
ERA	1st/2017	2/27/17	RAD-108	Water	pCi/L	Strontium-89	60.2	55.5	44.3 - 63.2	Acceptable
ERA	1st/2017	2/27/17	RAD-108	Water	pCi/L	Strontium-89	54.5	55.5	44.3 - 63.2	Acceptable
ERA	1st/2017	2/27/17	RAD-108	Water	pCi/L	Strontium-90	35.9	43.1	31.8 - 49.5	Acceptable
ERA	1st/2017	2/27/17	RAD-108	Water	pCi/L	Strontium-90	37.7	43.1	31.8 - 49.5	Acceptable
EZA	1st/2017	07/07/17	E11818	Cartridge	pCi	Iodine-131	9.93E+01	9.46E+01	1.05	Acceptable
EZA	1st/2017	07/07/17	E11819	Milk	pCi/L	Strontium-89	8.86E+01	9.96E+01	0.89	Acceptable
EZA	1st/2017	07/07/17	E11819	Milk	pCi/L	Strontium-90	1.97E+01	2.55E+01	0.77	Acceptable
EZA	1st/2017	07/07/17	E11820	Milk	pCi/L	Iodine-131	9.57E+01	9.68E+01	0.99	Acceptable
EZA	1st/2017	07/07/17	E11820	Milk	pCi/L	Cerium-141	1.21E+02	1.19E+02	1.02	Acceptable
EZA	1st/2017	07/07/17	E11820	Milk	pCi/L	Chromium-51	1.76E+02	2.12E+02	0.83	Acceptable
EZA	1st/2017	07/07/17	E11820	Milk	pCi/L	Cesium-134	1.71E+02	1.89E+02	0.9	Acceptable
EZA	1st/2017	07/07/17	E11820	Milk	pCi/L	Cesium-137	2.31E+02	2.27E+02	1.02	Acceptable
EZA	1st/2017	07/07/17	E11820	Milk	pCi/L	Cobalt-58	1.89E+02	1.78E+02	1.06	Acceptable
EZA	1st/2017	07/07/17	E11820	Milk	pCi/L	Manganese-54	2.74E+02	2.49E+02	1.1	Acceptable
EZA	1st/2017	07/07/17	E11820	Milk	pCi/L	Iron-59	1.35E+02	1.27E+02	1.06	Acceptable
EZA	1st/2017	07/07/17	E11820	Milk	pCi/L	Zinc-65	3.22E+02	2.96E+02	1.09	Acceptable
EZA	1st/2017	07/07/17	E11820	Milk	pCi/L	Cobalt-60	2.85E+02	2.93E+02	0.97	Acceptable
EZA	1st/2017	07/07/17	E11821	Water	pCi/L	Iodine-131	9.68E+01	8.79E+01	1.1	Acceptable
EZA	1st/2017	07/07/17	E11821	Water	pCi/L	Cerium-141	1.24E+02	1.19E+02	1.05	Acceptable
EZA	1st/2017	07/07/17	E11821	Water	pCi/L	Chromium-51	2.43E+02	2.11E+02	1.15	Acceptable
EZA	1st/2017	07/07/17	E11821	Water	pCi/L	Cesium-134	1.84E+02	1.88E+02	0.98	Acceptable
EZA	1st/2017	07/07/17	E11821	Water	pCi/L	Cesium-137	2.49E+02	2.26E+02	1.1	Acceptable
EZA	1st/2017	07/07/17	E11821	Water	pCi/L	Cobalt-58	1.88E+02	1.77E+02	1.06	Acceptable
EZA	1st/2017	07/07/17	E11821	Water	pCi/L	Manganese-54	2.79E+02	2.48E+02	1.13	Acceptable
EZA	1st/2017	07/07/17	E11821	Water	pCi/L	Iron-59	1.46E+02	1.27E+02	1.15	Acceptable

EZA	1st/2017	07/07/17	E11821	Water	pCi/L	Zinc-65	3.36E+02	2.95E+02	1.14	Acceptable
EZA	1st/2017	07/07/17	E11821	Water	pCi/L	Cobalt-60	3.07E+02	2.92E+02	1.05	Acceptable
MAPEP	2nd/2017	06/13/17	MAPEP-17-MaS36	Soil	Bq/Kg	Americium-241	65.7	67.0	46.9-87.1	Acceptable
MAPEP	2nd/2017	06/13/17	MAPEP-17-MaS36	Soil	Bq/Kg	Cesium-134	1470	1550	1085-2015	Acceptable
MAPEP	2nd/2017	06/13/17	MAPEP-17-MaS36	Soil	Bq/Kg	Cesium-137	679	611	428-794	Acceptable
MAPEP	2nd/2017	06/13/17	MAPEP-17-MaS36	Soil	Bq/Kg	Cobalt-57	0.812		False Pos Test	Acceptable
MAPEP	2nd/2017	06/13/17	MAPEP-17-MaS36	Soil	Bq/Kg	Cobalt-60	958	891	624-1158	Acceptable
MAPEP	2nd/2017	06/13/17	MAPEP-17-MaS36	Soil	Bq/Kg	Iron-55	804	812	568-1056	Acceptable
MAPEP	2nd/2017	06/13/17	MAPEP-17-MaS36	Soil	Bq/Kg	Manganese-54	1080	967	677-1257	Acceptable
MAPEP	2nd/2017	06/13/17	MAPEP-17-MaS36	Soil	Bq/Kg	Nickel-63	-46		False Pos Test	Acceptable
MAPEP	2nd/2017	06/13/17	MAPEP-17-MaS36	Soil	Bq/Kg	Plutonium-238	0.574	0.41	Sens. Eval.	Acceptable
MAPEP	2nd/2017	06/13/17	MAPEP-17-MaS36	Soil	Bq/Kg	Plutonium-239/240	51.2	59.8	41.9-77.7	Acceptable
MAPEP	2nd/2017	06/13/17	MAPEP-17-MaS36	Soil	Bq/Kg	Potassium-40	624	607	425-789	Acceptable
MAPEP	2nd/2017	06/13/17	MAPEP-17-MaS36	Soil	Bq/Kg	Strontium-90	548	624	437-811	Acceptable
MAPEP	2nd/2017	06/13/17	MAPEP-17-MaS36	Soil	Bq/Kg	Technetium-99	641	656	459-853	Acceptable
MAPEP	2nd/2017	06/13/17	MAPEP-17-MaS36	Soil	Bq/Kg	U-234/233	56.9	48.1	33.7-62.5	Acceptable
MAPEP	2nd/2017	06/13/17	MAPEP-17-MaS36	Soil	Bq/Kg	Uranium-238	53.9	48.8	34.2-63.7	Acceptable
MAPEP	2nd/2017	06/13/17	MAPEP-17-MaS36	Soil	Bq/Kg	Zinc-65	-4.0		False Pos Test	Acceptable
MAPEP	2nd/2017	06/13/17	MAPEP-17-MaW36	Water	Bq/L	Americium-241	0.8070	0.846	0.592-1.1	Acceptable
MAPEP	2nd/2017	06/13/17	MAPEP-17-MaW36	Water	Bq/L	Cesium-134	0.037		False Pos Test	Acceptable
MAPEP	2nd/2017	06/13/17	MAPEP-17-MaW36	Water	Bq/L	Cesium-137	12.2	11.1	7.8-14.4	Acceptable
MAPEP	2nd/2017	06/13/17	MAPEP-17-MaW36	Water	Bq/L	Cobalt-57	29.0	28.5	20.0-37.1	Acceptable
MAPEP	2nd/2017	06/13/17	MAPEP-17-MaW36	Water	Bq/L	Cobalt-60	12.8	12.3	8.6-16.0	Acceptable
MAPEP	2nd/2017	06/13/17	MAPEP-17-MaW36	Water	Bq/L	Hydrogen-3	245	249	174-324	Acceptable
MAPEP	2nd/2017	06/13/17	MAPEP-17-MaW36	Water	Bq/L	Iron-55	2.01	1.7	Sens. Eval.	Acceptable
MAPEP	2nd/2017	06/13/17	MAPEP-17-MaW36	Water	Bq/L	Manganese-54	15.7	14.9	10.4-19.4	Acceptable
MAPEP	2nd/2017	06/13/17	MAPEP-17-MaW36	Water	Bq/L	Nickel-63	13.6	12.2	8.5-15.9	Acceptable
MAPEP	2nd/2017	06/13/17	MAPEP-17-MaW36	Water	Bq/L	Plutonium-238	0.635	0.703	0.492-0.914	Acceptable
MAPEP	2nd/2017	06/13/17	MAPEP-17-MaW36	Water	Bq/L	Plutonium-239/240	0.841	0.934	0.654-1.214	Acceptable
MAPEP	2nd/2017	06/13/17	MAPEP-17-MaW36	Water	Bq/L	Potassium-40	276	254	178-330	Acceptable
MAPEP	2nd/2017	06/13/17	MAPEP-17-MaW36	Water	Bq/L	Radium-226	0.443	0.504	0.353-0.655	Acceptable
MAPEP	2nd/2017	06/13/17	MAPEP-17-MaW36	Water	Bq/L	Strontium-90	9.27	10.1	7.1-13.1	Acceptable
MAPEP	2nd/2017	06/13/17	MAPEP-17-MaW36	Water	Bq/L	Technetium-99	5.81	6.25	4.38-8.13	Acceptable
MAPEP	2nd/2017	06/13/17	MAPEP-17-MaW36	Water	Bq/L	Uranium-234/233	1.11	1.16	0.81-1.51	Acceptable
MAPEP	2nd/2017	06/13/17	MAPEP-17-MaW36	Water	Bq/L	Uranium-238	1.16	1.20	0.84-1.56	Acceptable
MAPEP	2nd/2017	06/13/17	MAPEP-17-MaW36	Water	Bq/L	Zinc-65	-0.0504		False Pos Test	Acceptable
MAPEP	2nd/2017	06/13/17	MAPEP-17-XaW36	Water	Bq/L	Iodine-129	0.01		False Pos Test	Acceptable
MAPEP	2nd/2017	06/13/17	MAPEP-17-RdF36	Filter	ug/sample	Uranium-235	0.058	0.0623	0.0436-0.0810	Acceptable
MAPEP	2nd/2017	06/13/17	MAPEP-17-RdF36	Filter	ug/sample	Uranium-238	8.49	8.6	6.0-11.2	Acceptable
MAPEP	2nd/2017	06/13/17	MAPEP-17-RdF36	Filter	ug/sample	Uranium-Total	8.55	8.7	6.1-11.3	Acceptable
MAPEP	2nd/2017	06/13/17	MAPEP-17-RdF36	Filter	Bq/sample	Americium-241	0.0386	0.0376	0.0263-0.0489	Acceptable

MAPEP	2nd/2017	06/13/17	MAPEP-17-RdF36	Filter	Bq/sample	Cesium-134	1.38	1.42	0.99-1.85	Acceptable
MAPEP	2nd/2017	06/13/17	MAPEP-17-RdF36	Filter	Bq/sample	Cesium-137	0.781	0.685	0.480-0.891	Acceptable
MAPEP	2nd/2017	06/13/17	MAPEP-17-RdF36	Filter	Bq/sample	Cobalt-57	1.77	1.70	1.19-2.21	Acceptable
MAPEP	2nd/2017	06/13/17	MAPEP-17-RdF36	Filter	Bq/sample	Cobalt-60	0.863	0.78	0.55-1.01	Acceptable
MAPEP	2nd/2017	06/13/17	MAPEP-17-RdF36	Filter	Bq/sample	Manganese-54	-0.0344		False Pos Test	Acceptable
MAPEP	2nd/2017	06/13/17	MAPEP-17-RdF36	Filter	Bq/sample	Plutonium-238	0.0539	0.0598	0.0419-0.0777	Acceptable
MAPEP	2nd/2017	06/13/17	MAPEP-17-RdF36	Filter	Bq/sample	Plutonium-239/240	0.0419	0.046	0.0322-0.0598	Acceptable
MAPEP	2nd/2017	06/13/17	MAPEP-17-RdF36	Filter	Bq/sample	Strontium-90	0.543	0.651	0.456-0.846	Acceptable
MAPEP	2nd/2017	06/13/17	MAPEP-17-RdF36	Filter	Bq/sample	Uranium-234/233	0.105	0.104	0.073-0.135	Acceptable
MAPEP	2nd/2017	06/13/17	MAPEP-17-RdF36	Filter	Bq/sample	Uranium-238	0.106	0.107	0.075-0.139	Acceptable
MAPEP	2nd/2017	06/13/17	MAPEP-17-RdF36	Filter	Bq/sample	Zinc-65	1.34	1.29	0.9-1.68	Acceptable
MAPEP	2nd/2017	06/13/17	MAPEP-17-RdV36	Vegetation	Bq/sample	Americium-241	0.000411		False Pos Test	Acceptable
MAPEP	2nd/2017	06/13/17	MAPEP-17-RdV36	Vegetation	Bq/sample	Cesium-134	6.56	6.95	4.87-9.04	Acceptable
MAPEP	2nd/2017	06/13/17	MAPEP-17-RdV36	Vegetation	Bq/sample	Cesium-137	4.84	4.60	3.22-5.98	Acceptable
MAPEP	2nd/2017	06/13/17	MAPEP-17-RdV36	Vegetation	Bq/sample	Cobalt-57	0.0141		False Pos Test	Acceptable
MAPEP	2nd/2017	06/13/17	MAPEP-17-RdV36	Vegetation	Bq/sample	Cobalt-60	9.35	8.75	6.13-11.38	Acceptable
MAPEP	2nd/2017	06/13/17	MAPEP-17-RdV36	Vegetation	Bq/sample	Manganese-54	3.39	3.28	2.3-4.26	Acceptable
MAPEP	2nd/2017	06/13/17	MAPEP-17-RdV36	Vegetation	Bq/sample	Plutonium-238	0.0506	0.0598	0.0419-0.0777	Acceptable
MAPEP	2nd/2017	06/13/17	MAPEP-17-RdV36	Vegetation	Bq/sample	Plutonium-239/240	0.0754	0.089	0.062-0.166	Acceptable
MAPEP	2nd/2017	06/13/17	MAPEP-17-RdV36	Vegetation	Bq/sample	Strontium-90	1.50	1.75	1.23-2.28	Acceptable
MAPEP	2nd/2017	06/13/17	MAPEP-17-RdV36	Vegetation	Bq/sample	Uranium-234/233	0.19	0.179	0.125-0.233	Acceptable
MAPEP	2nd/2017	06/13/17	MAPEP-17-RdV36	Vegetation	Bq/sample	Uranium-238	1.930	0.186	0.130-0.242	Acceptable
MAPEP	2nd/2017	06/13/17	MAPEP-17-RdV36	Vegetation	Bq/sample	Zinc-65	6.26	5.39	3.77-7.01	Acceptable
ERA	2nd/2017	05/23/17	MRAD-26	Soil	pCi/kg	Actinium-228	1240	1240	795 - 1720	Acceptable
ERA	2nd/2017	05/23/17	MRAD-26	Soil	pCi/kg	Americium-241	480	448	262 - 582	Acceptable
ERA	2nd/2017	05/23/17	MRAD-26	Soil	pCi/kg	Bismuth-212	929	1240	330 - 1820	Acceptable
ERA	2nd/2017	05/23/17	MRAD-26	Soil	pCi/kg	Bismuth-214	2790	2750	1660 - 3960	Acceptable
ERA	2nd/2017	05/23/17	MRAD-26	Soil	pCi/kg	Cesium-134	8660	8860	5790 - 10600	Acceptable
ERA	2nd/2017	05/23/17	MRAD-26	Soil	pCi/kg	Cesium-137	8300	7500	5750 - 9650	Acceptable
ERA	2nd/2017	05/23/17	MRAD-26	Soil	pCi/kg	Cobalt-60	4620	4430	3000 - 6100	Acceptable
ERA	2nd/2017	05/23/17	MRAD-26	Soil	pCi/kg	Lead-212	1300	1240	812 - 1730	Acceptable
ERA	2nd/2017	05/23/17	MRAD-26	Soil	pCi/kg	Lead-214	3170	2890	1690 - 4310	Acceptable
ERA	2nd/2017	05/23/17	MRAD-26	Soil	pCi/kg	Manganese-54	<38.6	<1000	0.00 - 1000	Acceptable
ERA	2nd/2017	05/23/17	MRAD-26	Soil	pCi/kg	Plutonium-238	494	648	390 - 894	Acceptable
ERA	2nd/2017	05/23/17	MRAD-26	Soil	pCi/kg	Plutonium-239	442	484	316 - 669	Acceptable
ERA	2nd/2017	05/23/17	MRAD-26	Soil	pCi/kg	Potassium-40	11000	10600	7740 - 14200	Acceptable
ERA	2nd/2017	05/23/17	MRAD-26	Soil	pCi/kg	Strontium-90	6150	9150	3490 - 14500	Acceptable
ERA	2nd/2017	05/23/17	MRAD-26	Soil	pCi/kg	Thorium-234	3360	1940	614 - 3650	Acceptable
ERA	2nd/2017	05/23/17	MRAD-26	Soil	pCi/kg	Uranium-234	1820	1950	1190 - 2500	Acceptable
ERA	2nd/2017	05/23/17	MRAD-26	Soil	pCi/kg	Uranium-234	2030	1950	1190 - 2500	Acceptable
ERA	2nd/2017	05/23/17	MRAD-26	Soil	pCi/kg	Uranium-234	2410	1950	1190 - 2500	Acceptable
ERA	2nd/2017	05/23/17	MRAD-26	Soil	pCi/kg	Uranium-238	1800	1940	1200 - 2460	Acceptable
ERA	2nd/2017	05/23/17	MRAD-26	Soil	pCi/kg	Uranium-238	1970	1940	1200 - 2460	Acceptable
ERA	2nd/2017	05/23/17	MRAD-26	Soil	pCi/kg	Uranium-238	1450	1940	1200 - 2460	Acceptable
ERA	2nd/2017	05/23/17	MRAD-26	Soil	pCi/kg	Uranium-Total	3540	3980	2160 - 5250	Acceptable

ERA	2nd/2017	05/23/17	MRAD-26	Soil	pCi/kg	Uranium-Total	3750	3980	2160 - 5250	Acceptable
ERA	2nd/2017	05/23/17	MRAD-26	Soil	pCi/kg	Uranium-Total	4090	3980	2160 - 5250	Acceptable
ERA	2nd/2017	05/23/17	MRAD-26	Soil	µg/kg	Uranium-Total	3860	3980	2160 - 5250	Acceptable
ERA	2nd/2017	05/23/17	MRAD-26	Soil	µg/kg	Uranium-Total (mass)	5280	5800	3200 - 7290	Acceptable
ERA	2nd/2017	05/23/17	MRAD-26	Soil	µg/kg	Uranium-Total (mass)	5420	5800	3200 - 7290	Acceptable
ERA	2nd/2017	05/23/17	MRAD-26	Soil	µg/kg	Uranium-Total (mass)	5900	5800	3200 - 7290	Acceptable
ERA	2nd/2017	05/23/17	MRAD-26	Soil	µg/kg	Uranium-Total (mass)	4440	5800	3200 - 7290	Acceptable
ERA	2nd/2017	05/23/17	MRAD-26	Soil	pCi/kg	Zinc-65	7020	6090	4850 - 8090	Acceptable
ERA	2nd/2017	05/23/17	MRAD-26	Vegetation	pCi/kg	Americium-241	1700	1860	1140 - 2470	Acceptable
ERA	2nd/2017	05/23/17	MRAD-26	Vegetation	pCi/kg	Cesium-134	1660	1830	1180 - 2380	Acceptable
ERA	2nd/2017	05/23/17	MRAD-26	Vegetation	pCi/kg	Cesium-137	2470	2500	1810 - 3480	Acceptable
ERA	2nd/2017	05/23/17	MRAD-26	Vegetation	pCi/kg	Cobalt-60	1350	1390	959 - 1940	Acceptable
ERA	2nd/2017	05/23/17	MRAD-26	Vegetation	pCi/kg	Curium-244	629	734	360 - 1140	Acceptable
ERA	2nd/2017	05/23/17	MRAD-26	Vegetation	pCi/kg	Manganese-54	<32.2	<300	0.00 - 300	Acceptable
ERA	2nd/2017	05/23/17	MRAD-26	Vegetation	pCi/kg	Plutonium-238	2880	3250	1940 - 4450	Acceptable
ERA	2nd/2017	05/23/17	MRAD-26	Vegetation	pCi/kg	Plutonium-239	1990	2150	1320 - 2960	Acceptable
ERA	2nd/2017	05/23/17	MRAD-26	Vegetation	pCi/kg	Potassium-40	30900	30900	22300 - 43400	Acceptable
ERA	2nd/2017	05/23/17	MRAD-26	Vegetation	pCi/kg	Strontium-90	701	726	414 - 963	Acceptable
ERA	2nd/2017	05/23/17	MRAD-26	Vegetation	pCi/kg	Uranium-234	2720	3090	2030 - 3970	Acceptable
ERA	2nd/2017	05/23/17	MRAD-26	Vegetation	pCi/kg	Uranium-234	3080	3090	2030 - 3970	Acceptable
ERA	2nd/2017	05/23/17	MRAD-26	Vegetation	pCi/kg	Uranium-238	2820	3060	2040 - 3890	Acceptable
ERA	2nd/2017	05/23/17	MRAD-26	Vegetation	pCi/kg	Uranium-238	3020	3060	2040 - 3890	Acceptable
ERA	2nd/2017	05/23/17	MRAD-26	Vegetation	pCi/kg	Uranium-Total	5970	6290	4260 - 7830	Acceptable
ERA	2nd/2017	05/23/17	MRAD-26	Vegetation	pCi/kg	Uranium-Total	5690	6290	4260 - 7830	Acceptable
ERA	2nd/2017	05/23/17	MRAD-26	Vegetation	pCi/kg	Uranium-Total	6238	6290	4260 - 7830	Acceptable
ERA	2nd/2017	05/23/17	MRAD-26	Vegetation	µg/kg	Uranium-Total (mass)	8910	9250	6200 - 11700	Acceptable
ERA	2nd/2017	05/23/17	MRAD-26	Vegetation	µg/kg	Uranium-Total (mass)	8440	9250	6200 - 11700	Acceptable
ERA	2nd/2017	05/23/17	MRAD-26	Vegetation	µg/kg	Uranium-Total (mass)	9030	9250	6200 - 11700	Acceptable
ERA	2nd/2017	05/23/17	MRAD-26	Vegetation	pCi/kg	Zinc-65	907	853	615 - 1200	Acceptable
ERA	2nd/2017	05/23/17	MRAD-26	Filter	pCi/Filter	Americium-241	80.6	76.4	47.1 - 103	Acceptable
ERA	2nd/2017	05/23/17	MRAD-26	Filter	pCi/Filter	Cesium-134	1140	1100	700 - 1360	Acceptable
ERA	2nd/2017	05/23/17	MRAD-26	Filter	pCi/Filter	Cesium-137	1490	1390	1040 - 1830	Acceptable
ERA	2nd/2017	05/23/17	MRAD-26	Filter	pCi/Filter	Cobalt-60	1120	1030	797 - 1290	Acceptable
ERA	2nd/2017	05/23/17	MRAD-26	Filter	pCi/Filter	Iron-55	242	256	79.4 - 500	Acceptable
ERA	2nd/2017	05/23/17	MRAD-26	Filter	pCi/Filter	Manganese-54	<7.53	<50.0	0.00 - 50.0	Acceptable
ERA	2nd/2017	05/23/17	MRAD-26	Filter	pCi/Filter	Plutonium-238	54.1	54.3	37.2 - 71.4	Acceptable
ERA	2nd/2017	05/23/17	MRAD-26	Filter	pCi/Filter	Plutonium-239	58.2	62	44.9 - 81.0	Acceptable
ERA	2nd/2017	05/23/17	MRAD-26	Filter	pCi/Filter	Strontium-90	52.2	52.4	25.6 - 78.5	Acceptable
ERA	2nd/2017	05/23/17	MRAD-26	Filter	pCi/Filter	Uranium-234	71.1	73.1	45.3 - 110	Acceptable
ERA	2nd/2017	05/23/17	MRAD-26	Filter	pCi/Filter	Uranium-234	79	73.1	45.3 - 110	Acceptable
ERA	2nd/2017	05/23/17	MRAD-26	Filter	pCi/Filter	Uranium-238	70.7	72.4	46.8 - 100	Acceptable
ERA	2nd/2017	05/23/17	MRAD-26	Filter	pCi/Filter	Uranium-238	77.1	72.4	46.8 - 100	Acceptable
ERA	2nd/2017	05/23/17	MRAD-26	Filter	pCi/Filter	Uranium-Total	154	149	82.5 - 227	Acceptable
ERA	2nd/2017	05/23/17	MRAD-26	Filter	pCi/Filter	Uranium-Total	145	149	82.5 - 227	Acceptable
ERA	2nd/2017	05/23/17	MRAD-26	Filter	pCi/Filter	Uranium-Total	159.5	149	82.5 - 227	Acceptable
ERA	2nd/2017	05/23/17	MRAD-26	Filter	µg/Filter	Uranium-Total (mass)	230	217	139 - 306	Acceptable
ERA	2nd/2017	05/23/17	MRAD-26	Filter	µg/Filter	Uranium-Total (mass)	212	217	139 - 306	Acceptable
ERA	2nd/2017	05/23/17	MRAD-26	Filter	µg/Filter	Uranium-Total (mass)	231	217	139 - 306	Acceptable
ERA	2nd/2017	05/23/17	MRAD-26	Filter	pCi/Filter	Zinc-65	1160	984	705 - 1360	Acceptable

ERA	2nd/2017	05/23/17	MRAD-26	Filter	pCi/Filter	Gross Alpha	112	85.5	28.6 - 133	Acceptable
ERA	2nd/2017	05/23/17	MRAD-26	Filter	pCi/Filter	Gross Beta	54.9	45.2	28.6 - 65.9	Acceptable
ERA	2nd/2017	05/23/17	MRAD-26	Water	pCi/L	Americium-241	150	140	94.3 - 188	Acceptable
ERA	2nd/2017	05/23/17	MRAD-26	Water	pCi/L	Cesium-134	2380	2510	1840 - 2880	Acceptable
ERA	2nd/2017	05/23/17	MRAD-26	Water	pCi/L	Cesium-137	1480	1400	1190 - 1680	Acceptable
ERA	2nd/2017	05/23/17	MRAD-26	Water	pCi/L	Cobalt-60	2570	2540	2210 - 2970	Acceptable
ERA	2nd/2017	05/23/17	MRAD-26	Water	pCi/L	Iron-55	923	984	587 - 1340	Acceptable
ERA	2nd/2017	05/23/17	MRAD-26	Water	pCi/L	Manganese-54	<6.36	<100	0.00 - 100	Acceptable
ERA	2nd/2017	05/23/17	MRAD-26	Water	pCi/L	Plutonium-238	108	128	94.7 - 159	Acceptable
ERA	2nd/2017	05/23/17	MRAD-26	Water	pCi/L	Plutonium-239	73.3	85.8	66.6 - 108	Acceptable
ERA	2nd/2017	05/23/17	MRAD-26	Water	pCi/L	Strontium-90	685	714	465 - 944	Acceptable
ERA	2nd/2017	05/23/17	MRAD-26	Water	pCi/L	Uranium-234	82.1	90.3	67.8 - 116	Acceptable
ERA	2nd/2017	05/23/17	MRAD-26	Water	pCi/L	Uranium-234	92	90.3	67.8 - 116	Acceptable
ERA	2nd/2017	05/23/17	MRAD-26	Water	pCi/L	Uranium-234	87.1	90.3	67.8 - 116	Acceptable
ERA	2nd/2017	05/23/17	MRAD-26	Water	pCi/L	Uranium-238	86.7	89.5	68.2 - 110	Acceptable
ERA	2nd/2017	05/23/17	MRAD-26	Water	pCi/L	Uranium-238	84.1	89.5	68.2 - 110	Acceptable
ERA	2nd/2017	05/23/17	MRAD-26	Water	pCi/L	Uranium-238	98	89.5	68.2 - 110	Acceptable
ERA	2nd/2017	05/23/17	MRAD-26	Water	pCi/L	Uranium-Total	181	184	135 - 238	Acceptable
ERA	2nd/2017	05/23/17	MRAD-26	Water	pCi/L	Uranium-Total	173	184	135 - 238	Acceptable
ERA	2nd/2017	05/23/17	MRAD-26	Water	pCi/L	Uranium-Total	180	184	135 - 238	Acceptable
ERA	2nd/2017	05/23/17	MRAD-26	Water	pCi/L	Uranium-Total	185	184	135 - 238	Acceptable
ERA	2nd/2017	05/23/17	MRAD-26	Water	µg/L	Uranium-Total (mass)	270	268	214 - 324	Acceptable
ERA	2nd/2017	05/23/17	MRAD-26	Water	µg/L	Uranium-Total (mass)	260	268	214 - 324	Acceptable
ERA	2nd/2017	05/23/17	MRAD-26	Water	µg/L	Uranium-Total (mass)	252	268	214 - 324	Acceptable
ERA	2nd/2017	05/23/17	MRAD-26	Water	µg/L	Uranium-Total (mass)	276	268	214 - 324	Acceptable
ERA	2nd/2017	05/23/17	MRAD-26	Water	pCi/L	Zinc-65	2160	1960	1630 - 2470	Acceptable
ERA	2nd/2017	05/23/17	MRAD-26	Water	pCi/L	Gross Alpha	125	89.5	31.8 - 139	Acceptable
ERA	2nd/2017	05/23/17	MRAD-26	Water	pCi/L	Gross Beta	59.6	61	34.9 - 90.4	Acceptable
ERA	2nd/2017	05/23/17	MRAD-26	Water	pCi/L	Tritium	18900	19400	13000 - 27700	Acceptable
ERA	2nd/2017	05/30/17	RAD-109	Water	pCi/L	Gross Alpha	79.7	75	39.5 - 92.3	Acceptable
ERA	2nd/2017	05/30/17	RAD-109	Water	pCi/L	Gross Alpha	72.9	75	39.5 - 92.3	Acceptable
ERA	2nd/2017	05/30/17	RAD-109	Water	pCi/L	Gross Alpha	72.9	75	39.5 - 92.3	Acceptable
EZA	2nd/2017	08/02/17	E11873	Cartridge	pCi	Iodine-131	8.65E+01	8.46E+01	1.02	Acceptable
EZA	2nd/2017	08/02/17	E11874	Milk	pCi/L	Strontium-89	8.88E+01	9.26E+01	0.96	Acceptable
EZA	2nd/2017	08/02/17	E11874	Milk	pCi/L	Strontium-90	9.50E+00	1.35E+01	0.71	Acceptable
EZA	2nd/2017	08/02/17	E11875	Milk	pCi/L	Cerium-141	1.62E+02	1.51E+02	1.07	Acceptable
EZA	2nd/2017	08/02/17	E11875	Milk	pCi/L	Cobalt-58	1.53E+02	1.55E+02	0.98	Acceptable
EZA	2nd/2017	08/02/17	E11875	Milk	pCi/L	Cobalt-60	2.07E+02	1.91E+02	1.08	Acceptable
EZA	2nd/2017	08/02/17	E11875	Milk	pCi/L	Chromium-51	3.65E+02	3.15E+02	1.16	Acceptable
EZA	2nd/2017	08/02/17	E11875	Milk	pCi/L	Cesium-134	1.74E+02	1.88E+02	0.92	Acceptable
EZA	2nd/2017	08/02/17	E11875	Milk	pCi/L	Cesium-137	1.57E+02	1.50E+02	1.05	Acceptable
EZA	2nd/2017	08/02/17	E11875	Milk	pCi/L	Iron-59	1.28E+02	1.15E+02	1.11	Acceptable
EZA	2nd/2017	08/02/17	E11875	Milk	pCi/L	Iodine-131	9.93E+01	9.36E+01	1.06	Acceptable
EZA	2nd/2017	08/02/17	E11875	Milk	pCi/L	Manganese-54	1.95E+02	1.72E+02	1.14	Acceptable
EZA	2nd/2017	08/02/17	E11875	Milk	pCi/L	Zinc-65	2.18E+02	2.04E+02	1.07	Acceptable
EZA	2nd/2017	08/02/17	E11876	Water	pCi/L	Cerium-141	2.09E+02	1.99E+02	1.05	Acceptable
EZA	2nd/2017	08/02/17	E11876	Water	pCi/L	Cobalt-58	2.11E+02	2.04E+02	1.04	Acceptable
EZA	2nd/2017	08/02/17	E11876	Water	pCi/L	Cobalt-60	2.57E+02	2.50E+02	1.03	Acceptable
EZA	2nd/2017	08/02/17	E11876	Water	pCi/L	Chromium-51	4.41E+02	4.13E+02	1.07	Acceptable
EZA	2nd/2017	08/02/17	E11876	Water	pCi/L	Cesium-134	2.38E+02	2.47E+02	0.96	Acceptable

EZA	2nd/2017	08/02/17	E11876	Water	pCi/L	Cesium-137	2.20E+02	1.97E+02	1.12	Acceptable
EZA	2nd/2017	08/02/17	E11876	Water	pCi/L	Iron-59	1.64E+02	1.51E+02	1.09	Acceptable
EZA	2nd/2017	08/02/17	E11876	Water	pCi/L	Iodine-131	8.69E+01	8.12E+01	1.07	Acceptable
EZA	2nd/2017	08/02/17	E11876	Water	pCi/L	Manganese-54	2.43E+02	2.25E+02	1.08	Acceptable
EZA	2nd/2017	08/02/17	E11876	Water	pCi/L	Zinc-65	2.95E+02	2.67E+02	1.10	Acceptable
ERA	3rd / 2017	08/28/17	RAD - 110	Water	pCi/L	Barium-133	68.8	66.3	55.2 - 72.9	Acceptable
ERA	3rd / 2017	08/28/17	RAD - 110	Water	pCi/L	Cesium-134	24.7	24.4	18.7 - 27.2	Acceptable
ERA	3rd / 2017	08/28/17	RAD - 110	Water	pCi/L	Cesium-137	51.7	51.6	46.4 - 59.6	Acceptable
ERA	3rd / 2017	08/28/17	RAD - 110	Water	pCi/L	Cobalt-60	97	88.6	79.7 - 99.8	Acceptable
ERA	3rd / 2017	08/28/17	RAD - 110	Water	pCi/L	Zinc-65	39.7	32.7	27.3 - 41.6	Acceptable
ERA	3rd / 2017	08/28/17	RAD - 110	Water	pCi/L	Gross Alpha	26.3	25.7	13.0 - 34.1	Acceptable
ERA	3rd / 2017	08/28/17	RAD - 110	Water	pCi/L	Gross Alpha	31.9	25.7	13.0 - 34.1	Acceptable
ERA	3rd / 2017	08/28/17	RAD - 110	Water	pCi/L	Gross Beta	54.4	63	43.5 - 69.6	Acceptable
ERA	3rd / 2017	08/28/17	RAD - 110	Water	pCi/L	Radium-226	1.6	1.29	1.07 - 1.95	Acceptable
ERA	3rd / 2017	08/28/17	RAD - 110	Water	pCi/L	Radium-226	1.21	1.29	1.07 - 1.95	Acceptable
ERA	3rd / 2017	08/28/17	RAD - 110	Water	pCi/L	Radium-228	6.49	5.66	3.45 - 7.47	Acceptable
ERA	3rd / 2017	08/28/17	RAD - 110	Water	pCi/L	Radium-228	5.59	5.66	3.45 - 7.47	Acceptable
ERA	3rd / 2017	08/28/17	RAD - 110	Water	pCi/L	Uranium (Nat)	65	66.7	54.3 - 73.9	Acceptable
ERA	3rd / 2017	08/28/17	RAD - 110	Water	pCi/L	Uranium (Nat)	66.2	66.7	54.3 - 73.9	Acceptable
ERA	3rd / 2017	08/28/17	RAD - 110	Water	µg/L	Uranium (Nat) mass	97	98.1	79.8 - 109	Acceptable
ERA	3rd / 2017	08/28/17	RAD - 110	Water	µg/L	Uranium (Nat) mass	104.7	98.1	79.8 - 109	Acceptable
ERA	3rd / 2017	08/28/17	RAD - 110	Water	pCi/L	Tritium	5120	5060	4340 - 5570	Acceptable
ERA	3rd / 2017	08/28/17	RAD - 110	Water	pCi/L	Tritium	4620	5060	4340 - 5570	Acceptable
ERA	3rd / 2017	08/28/17	RAD - 110	Water	pCi/L	Strontium-89	29.9	26.4	18.4 - 32.9	Acceptable
ERA	3rd / 2017	08/28/17	RAD - 110	Water	pCi/L	Strontium-89	28.2	26.4	18.4 - 32.9	Acceptable
ERA	3rd / 2017	08/28/17	RAD - 110	Water	pCi/L	Strontium-90	37.8	36	26.4 - 41.5	Acceptable
ERA	3rd / 2017	08/28/17	RAD - 110	Water	pCi/L	Strontium-90	34	36	26.4 - 41.5	Acceptable
ERA	3rd / 2017	08/28/17	RAD - 110	Water	pCi/L	Iodine-131	28	25.5	21.2 - 30.1	Acceptable
ERA	3rd / 2017	08/28/17	RAD - 110	Water	pCi/L	Iodine-131	33	25.5	21.2 - 30.1	Not Acceptable
EZA	3rd/2017	11/10/17	E11926	Cartridge	pCi	Iodine-131	6.30E+01	6.48E+01	0.97	Acceptable
EZA	3rd/2017	11/10/17	E11927	Milk	pCi/L	Strontium-89	7.50E+01	8.27E+01	0.91	Acceptable
EZA	3rd/2017	11/10/17	E11927	Milk	pCi/L	Strontium-90	1.01E+01	1.21E+01	0.84	Acceptable
EZA	3rd/2017	11/10/17	E11928	Milk	pCi/L	Iodine-131	7.35E+01	7.10E+01	1.04	Acceptable
EZA	3rd/2017	11/10/17	E11928	Milk	pCi/L	Cerium-141	8.31E+01	8.70E+01	0.95	Acceptable
EZA	3rd/2017	11/10/17	E11928	Milk	pCi/L	Chromium-51	2.37E+02	2.17E+02	0.92	Acceptable
EZA	3rd/2017	11/10/17	E11928	Milk	pCi/L	Cesium-134	1.85E+02	2.01E+02	0.92	Acceptable
EZA	3rd/2017	11/10/17	E11928	Milk	pCi/L	Cesium-137	1.67E+02	1.72E+02	0.97	Acceptable
EZA	3rd/2017	11/10/17	E11928	Milk	pCi/L	Cobalt-58	1.21E+02	1.17E+02	1.03	Acceptable
EZA	3rd/2017	11/10/17	E11928	Milk	pCi/L	Manganese-54	1.28E+02	1.23E+02	1.04	Acceptable
EZA	3rd/2017	11/10/17	E11928	Milk	pCi/L	Iron-59	1.56E+02	1.25E+02	1.24	Acceptable
EZA	3rd/2017	11/10/17	E11928	Milk	pCi/L	Zinc-65	1.97E+02	1.84E+02	1.07	Acceptable
EZA	3rd/2017	11/10/17	E11928	Milk	pCi/L	Cobalt-60	2.59E+02	2.62E+02	0.99	Acceptable
EZA	3rd/2017	11/10/17	E11929	Water	pCi/L	Iodine-131	8.08E+01	7.92E+01	1.02	Acceptable
EZA	3rd/2017	11/10/17	E11929	Water	pCi/L	Cerium-141	1.09E+02	9.95E+01	1.1	Acceptable
EZA	3rd/2017	11/10/17	E11929	Water	pCi/L	Chromium-51	2.47E+02	2.48E+02	1	Acceptable
EZA	3rd/2017	11/10/17	E11929	Water	pCi/L	Cesium-134	2.06E+02	2.29E+02	0.9	Acceptable
EZA	3rd/2017	11/10/17	E11929	Water	pCi/L	Cesium-137	2.00E+02	1.96E+02	1.02	Acceptable
EZA	3rd/2017	11/10/17	E11929	Water	pCi/L	Cobalt-58	1.41E+02	1.34E+02	1.05	Acceptable
EZA	3rd/2017	11/10/17	E11929	Water	pCi/L	Manganese-54	1.50E+02	1.40E+02	1.07	Acceptable
EZA	3rd/2017	11/10/17	E11929	Water	pCi/L	Iron-59	1.58E+02	1.43E+02	1.10	Acceptable

EZA	3rd/2017	11/10/17	E11929	Water	pCi/L	Zinc-65	2.37E+02	2.10E+02	1.13	Acceptable
EZA	3rd/2017	11/10/17	E11929	Water	pCi/L	Cobalt-60	3.18E+02	2.99E+02	1.06	Acceptable
MAPEP	4th/2017	12/01/17	MAPEP-17-MaS37	Soil	Bq/Kg	Americium-241	63.1	59	41.2-76.4	Acceptable
MAPEP	4th/2017	12/01/17	MAPEP-17-MaS37	Soil	Bq/Kg	Cesium-134	414.00	448	314-582	Acceptable
MAPEP	4th/2017	12/01/17	MAPEP-17-MaS37	Soil	Bq/Kg	Cesium-137	772	722	505-939	Acceptable
MAPEP	4th/2017	12/01/17	MAPEP-17-MaS37	Soil	Bq/Kg	Cobalt-57	1500	1458	1021-1895	Acceptable
MAPEP	4th/2017	12/01/17	MAPEP-17-MaS37	Soil	Bq/Kg	Cobalt-60	0.179	0	False Pos Test	Acceptable
MAPEP	4th/2017	12/01/17	MAPEP-17-MaS37	Soil	Bq/Kg	Iron-55	933	1010	707-1313	Acceptable
MAPEP	4th/2017	12/01/17	MAPEP-17-MaS37	Soil	Bq/Kg	Manganese-54	894.00	825	578-1073	Acceptable
MAPEP	4th/2017	12/01/17	MAPEP-17-MaS37	Soil	Bq/Kg	Nickel-63	1240	1220	854-1586	Acceptable
MAPEP	4th/2017	12/01/17	MAPEP-17-MaS37	Soil	Bq/Kg	Plutonium-238	85.8	92.0	64-120	Acceptable
MAPEP	4th/2017	12/01/17	MAPEP-17-MaS37	Soil	Bq/Kg	Plutonium-239/240	64.9	68.8	48.2-89.4	Acceptable
MAPEP	4th/2017	12/01/17	MAPEP-17-MaS37	Soil	Bq/Kg	Potassium-40	631	592	414-770	Acceptable
MAPEP	4th/2017	12/01/17	MAPEP-17-MaS37	Soil	Bq/Kg	Strontium-90	240	289	202-376	Acceptable
MAPEP	4th/2017	12/01/17	MAPEP-17-MaS37	Soil	Bq/Kg	Technetium-99	1170	1195	837-1554	Acceptable
MAPEP	4th/2017	12/01/17	MAPEP-17-MaS37	Soil	Bq/Kg	U-234/233	72	69	48-90	Acceptable
MAPEP	4th/2017	12/01/17	MAPEP-17-MaS37	Soil	Bq/Kg	Uranium-238	209	219	153-285	Acceptable
MAPEP	4th/2017	12/01/17	MAPEP-17-MaS37	Soil	Bq/Kg	Zinc-65	633.0	559	391-727	Acceptable
MAPEP	4th/2017	12/01/17	MAPEP-17-MaW37	Water	Bq/L	Americium-241	0.874	0.892	0.624-1.160	Acceptable
MAPEP	4th/2017	12/01/17	MAPEP-17-MaW37	Water	Bq/L	Cesium-134	10.50	11.5	8.1-15.0	Acceptable
MAPEP	4th/2017	12/01/17	MAPEP-17-MaW37	Water	Bq/L	Cesium-137	16.800	16.3	11.2-21.2	Acceptable
MAPEP	4th/2017	12/01/17	MAPEP-17-MaW37	Water	Bq/L	Cobalt-57	12.1	12.1	8.5-15.7	Acceptable
MAPEP	4th/2017	12/01/17	MAPEP-17-MaW37	Water	Bq/L	Cobalt-60	10.800	10.7	7.5-13.9	Acceptable
MAPEP	4th/2017	12/01/17	MAPEP-17-MaW37	Water	Bq/L	Hydrogen-3	250	258	181-335	Acceptable
MAPEP	4th/2017	12/01/17	MAPEP-17-MaW37	Water	Bq/L	Iron-55	20.1	19.4	13.6-25.2	Acceptable
MAPEP	4th/2017	12/01/17	MAPEP-17-MaW37	Water	Bq/L	Manganese-54	15.5	14.9	10.4-19.4	Acceptable
MAPEP	4th/2017	12/01/17	MAPEP-17-MaW37	Water	Bq/L	Nickel-63	0.764	0	False Pos Test	Acceptable
MAPEP	4th/2017	12/01/17	MAPEP-17-MaW37	Water	Bq/L	Plutonium-238	0.528	0.60	0.422-0.784	Acceptable
MAPEP	4th/2017	12/01/17	MAPEP-17-MaW37	Water	Bq/L	Plutonium-239/240	0.654	0.781	0.547-1.015	Acceptable
MAPEP	4th/2017	12/01/17	MAPEP-17-MaW37	Water	Bq/L	Potassium-40	-1.2	0	False Pos Test	Acceptable
MAPEP	4th/2017	12/01/17	MAPEP-17-MaW37	Water	Bq/L	Radium-226	0.774	0.86	0.601-1.115	Acceptable
MAPEP	4th/2017	12/01/17	MAPEP-17-MaW37	Water	Bq/L	Strontium-90	7.04	8	5.44-10.10	Acceptable
MAPEP	4th/2017	12/01/17	MAPEP-17-MaW37	Water	Bq/L	Technetium-99	6.41	6.73	4.71-8.75	Acceptable
MAPEP	4th/2017	12/01/17	MAPEP-17-MaW37	Water	Bq/L	Uranium-234/233	1.09	1.01	0.71-1.31	Acceptable
MAPEP	4th/2017	12/01/17	MAPEP-17-MaW37	Water	Bq/L	Uranium-238	1.140	1.040	0.73-1.35	Acceptable
MAPEP	4th/2017	12/01/17	MAPEP-17-MaW37	Water	Bq/L	Zinc-65	17.3	15.5	10.9	Acceptable
MAPEP	4th/2017	12/01/17	MAPEP-17-XaW37	Alk. Water	Bq/L	Iodine-129	2.590	2.310	1.62-3.00	Acceptable
MAPEP	4th/2017	12/01/17	MAPEP-17-RdF37	Filter	ug/sample	Uranium-235	0.0521	0.0507	0.0355-0.0659	Acceptable
MAPEP	4th/2017	12/01/17	MAPEP-17-RdF37	Filter	ug/sample	Uranium-238	7.8	7.0	4.90-9.10	Acceptable
MAPEP	4th/2017	12/01/17	MAPEP-17-RdF37	Filter	ug/sample	Uranium-Total	7.84	7.05	4.94-9.17	Acceptable
MAPEP	4th/2017	12/01/17	MAPEP-17-RdF37	Filter	Bq/sample	Americium-241	0.053300	0	0.0458-0.0796	Acceptable

MAPEP	4th/2017	12/01/17	MAPEP-17-RdF37	Filter	Bq/sample	Cesium-134	1.0300	1.00	0.7-1.30	Acceptable
MAPEP	4th/2017	12/01/17	MAPEP-17-RdF37	Filter	Bq/sample	Cesium-137	0.88	0.82	0.57-1.07	Acceptable
MAPEP	4th/2017	12/01/17	MAPEP-17-RdF37	Filter	Bq/sample	Cobalt-57	0.01	0.00	False Pos Test	Acceptable
MAPEP	4th/2017	12/01/17	MAPEP-17-RdF37	Filter	Bq/sample	Cobalt-60	0.75	0.68	0.48-0.88	Acceptable
MAPEP	4th/2017	12/01/17	MAPEP-17-RdF37	Filter	Bq/sample	Manganese-54	1.48	1.30	0.91-1.69	Acceptable
MAPEP	4th/2017	12/01/17	MAPEP-17-RdF37	Filter	Bq/sample	Plutonium-238	0.0257	0.0298	0.0209-0.0387	Acceptable
MAPEP	4th/2017	12/01/17	MAPEP-17-RdF37	Filter	Bq/sample	Plutonium-239/240	0.0408	0.0468	0.0328-0.0608	Acceptable
MAPEP	4th/2017	12/01/17	MAPEP-17-RdF37	Filter	Bq/sample	Strontium-90	0.608	0.801	0.561-1.041	Acceptable
MAPEP	4th/2017	12/01/17	MAPEP-17-RdF37	Filter	Bq/sample	Uranium-234/233	0.086	0.084	0.059-0.109	Acceptable
MAPEP	4th/2017	12/01/17	MAPEP-17-RdF37	Filter	Bq/sample	Uranium-238	0.093	0.087	0.061-0.113	Acceptable
MAPEP	4th/2017	12/01/17	MAPEP-17-RdF37	Filter	Bq/sample	Zinc-65	1.2500	1.08	0.76-1.40	Acceptable
MAPEP	4th/2017	12/01/17	MAPEP-17-RdV37	Vegetation	Bq/sample	Americium-241	0.080	0.077	0.054-0.1	Acceptable
MAPEP	4th/2017	12/01/17	MAPEP-17-RdV37	Vegetation	Bq/sample	Cesium-134	2.30	2.32	1.62-3.02	Acceptable
MAPEP	4th/2017	12/01/17	MAPEP-17-RdV37	Vegetation	Bq/sample	Cesium-137	0.0191	0.00	False Pos Test	Acceptable
MAPEP	4th/2017	12/01/17	MAPEP-17-RdV37	Vegetation	Bq/sample	Cobalt-57	2.92	2.80	2.0-3.6	Acceptable
MAPEP	4th/2017	12/01/17	MAPEP-17-RdV37	Vegetation	Bq/sample	Cobalt-60	2.24	2.07	1.45-2.69	Acceptable
MAPEP	4th/2017	12/01/17	MAPEP-17-RdV37	Vegetation	Bq/sample	Manganese-54	2.78	2.62	1.83-3.41	Acceptable
MAPEP	4th/2017	12/01/17	MAPEP-17-RdV37	Vegetation	Bq/sample	Plutonium-238	0.0762	0.0830	0.058-0.108	Acceptable
MAPEP	4th/2017	12/01/17	MAPEP-17-RdV37	Vegetation	Bq/sample	Plutonium-239/240	0.104	0.108	0.076-0.140	Acceptable
MAPEP	4th/2017	12/01/17	MAPEP-17-RdV37	Vegetation	Bq/sample	Strontium-90	0.960	1.23	0.86-1.6	Acceptable
MAPEP	4th/2017	12/01/17	MAPEP-17-RdV37	Vegetation	Bq/sample	Uranium-234/233	0.162	0.159	0.111-0.207	Acceptable
MAPEP	4th/2017	12/01/17	MAPEP-17-RdV37	Vegetation	Bq/sample	Uranium-238	0.166	0.163	0.114-0.212	Acceptable
MAPEP	4th/2017	12/01/17	MAPEP-17-RdV37	Vegetation	Bq/sample	Zinc-65	5.93	5.37	3.76-6.98	Acceptable
ERA	4th/2017	11/17/17	MRAD-27	Soil	pCi/kg	Actinium-228	1200	1240	795 - 1720	Acceptable
ERA	4th/2017	11/17/17	MRAD-27	Soil	pCi/kg	Americium-241	1180	1140	667 - 1480	Acceptable
ERA	4th/2017	11/17/17	MRAD-27	Soil	pCi/kg	Bismuth-212	1600	1240	330 - 1820	Acceptable
ERA	4th/2017	11/17/17	MRAD-27	Soil	pCi/kg	Bismuth-214	1460	1890	1140 - 2720	Acceptable
ERA	4th/2017	11/17/17	MRAD-27	Soil	pCi/kg	Cesium-134	5770	6320	4130 - 7590	Acceptable
ERA	4th/2017	11/17/17	MRAD-27	Soil	pCi/kg	Cesium-137	3940	3830	2930 - 4930	Acceptable
ERA	4th/2017	11/17/17	MRAD-27	Soil	pCi/kg	Cobalt-60	4110	4130	2790 - 5690	Acceptable
ERA	4th/2017	11/17/17	MRAD-27	Soil	pCi/kg	Lead-212	1270	1240	812 - 1730	Acceptable
ERA	4th/2017	11/17/17	MRAD-27	Soil	pCi/kg	Lead-214	1720	1980	1160 - 2950	Acceptable
ERA	4th/2017	11/17/17	MRAD-27	Soil	pCi/kg	Manganese-54	<29.2	<1000	<1000	Acceptable
ERA	4th/2017	11/17/17	MRAD-27	Soil	pCi/kg	Plutonium-238	508	615	370 - 849	Acceptable
ERA	4th/2017	11/17/17	MRAD-27	Soil	pCi/kg	Plutonium-239	578	506	331 - 699	Acceptable
ERA	4th/2017	11/17/17	MRAD-27	Soil	pCi/kg	Potassium-40	10600	10600	7740 - 14200	Acceptable
ERA	4th/2017	11/17/17	MRAD-27	Soil	pCi/kg	Strontium-90	2530	3460	1320 - 5470	Acceptable
ERA	4th/2017	11/17/17	MRAD-27	Soil	pCi/kg	Thorium-234	4160	3690	1170 - 6940	Acceptable
ERA	4th/2017	11/17/17	MRAD-27	Soil	pCi/kg	Uranium-234	4310	3720	2270 - 4770	Acceptable
ERA	4th/2017	11/17/17	MRAD-27	Soil	pCi/kg	Uranium-234	3350	3720	2270 - 4770	Acceptable
ERA	4th/2017	11/17/17	MRAD-27	Soil	pCi/kg	Uranium-234	3400	3720	2270 - 4770	Acceptable
ERA	4th/2017	11/17/17	MRAD-27	Soil	pCi/kg	Uranium-238	3590	3690	2280 - 4680	Acceptable
ERA	4th/2017	11/17/17	MRAD-27	Soil	pCi/kg	Uranium-238	4380	3690	2280 - 4680	Acceptable
ERA	4th/2017	11/17/17	MRAD-27	Soil	pCi/kg	Uranium-238	3260	3690	2280 - 4680	Acceptable
ERA	4th/2017	11/17/17	MRAD-27	Soil	pCi/kg	Uranium-Total	7732	7580	4110 - 10000	Acceptable

ERA	4th/2017	11/17/17	MRAD-27	Soil	pCi/kg	Uranium-Total	7190	7580	4110 - 10000	Acceptable
ERA	4th/2017	11/17/17	MRAD-27	Soil	pCi/kg	Uranium-Total	7780	7580	4110 - 10000	Acceptable
ERA	4th/2017	11/17/17	MRAD-27	Soil	pCi/kg	Uranium-Total	8090	7580	4110 - 10000	Acceptable
ERA	4th/2017	11/17/17	MRAD-27	Soil	µg/kg	Uranium-Total (mass)	12100	11100	6120 - 14000	Acceptable
ERA	4th/2017	11/17/17	MRAD-27	Soil	µg/kg	Uranium-Total (mass)	10800	11100	6120 - 14000	Acceptable
ERA	4th/2017	11/17/17	MRAD-27	Soil	µg/kg	Uranium-Total (mass)	12200	11100	6120 - 14000	Acceptable
ERA	4th/2017	11/17/17	MRAD-27	Soil	µg/kg	Uranium-Total (mass)	9770	11100	6120 - 14000	Acceptable
ERA	4th/2017	11/17/17	MRAD-27	Soil	pCi/kg	Zinc-65	7380	6660	5300 - 8850	Acceptable
ERA	4th/2017	11/17/17	MRAD-27	Vegetation	pCi/kg	Americium-241	681	670	410 - 891	Acceptable
ERA	4th/2017	11/17/17	MRAD-27	Vegetation	pCi/kg	Cesium-134	1530	1670	1070 - 2170	Acceptable
ERA	4th/2017	11/17/17	MRAD-27	Vegetation	pCi/kg	Cesium-137	1890	1840	1330 - 2560	Acceptable
ERA	4th/2017	11/17/17	MRAD-27	Vegetation	pCi/kg	Cobalt-60	2320	2180	1500 - 3050	Acceptable
ERA	4th/2017	11/17/17	MRAD-27	Vegetation	pCi/kg	Curium-244	2380	2790	1370 - 4350	Acceptable
ERA	4th/2017	11/17/17	MRAD-27	Vegetation	pCi/kg	Manganese-54	<36.1	<300	<300	Acceptable
ERA	4th/2017	11/17/17	MRAD-27	Vegetation	pCi/kg	Plutonium-238	3340	4180	2490 - 5720	Acceptable
ERA	4th/2017	11/17/17	MRAD-27	Vegetation	pCi/kg	Plutonium-239	950	1060	651 - 1460	Acceptable
ERA	4th/2017	11/17/17	MRAD-27	Vegetation	pCi/kg	Potassium-40	34900	30900	22300 - 43400	Acceptable
ERA	4th/2017	11/17/17	MRAD-27	Vegetation	pCi/kg	Strontium-90	2580	2650	1510 - 3510	Acceptable
ERA	4th/2017	11/17/17	MRAD-27	Vegetation	pCi/kg	Uranium-234	985	995	654 - 1280	Acceptable
ERA	4th/2017	11/17/17	MRAD-27	Vegetation	pCi/kg	Uranium-234	1100	995	654 - 1280	Acceptable
ERA	4th/2017	11/17/17	MRAD-27	Vegetation	pCi/kg	Uranium-238	1040	987	659 - 1250	Acceptable
ERA	4th/2017	11/17/17	MRAD-27	Vegetation	pCi/kg	Uranium-238	821	987	659 - 1250	Acceptable
ERA	4th/2017	11/17/17	MRAD-27	Vegetation	pCi/kg	Uranium-Total	2320	2030	1380 - 2530	Acceptable
ERA	4th/2017	11/17/17	MRAD-27	Vegetation	pCi/kg	Uranium-Total	1845	2030	1380 - 2530	Acceptable
ERA	4th/2017	11/17/17	MRAD-27	Vegetation	pCi/kg	Uranium-Total	2390	2030	1380 - 2530	Acceptable
ERA	4th/2017	11/17/17	MRAD-27	Vegetation	µg/kg	Uranium-Total (mass)	3200	2980	2000 - 3780	Acceptable
ERA	4th/2017	11/17/17	MRAD-27	Vegetation	µg/kg	Uranium-Total (mass)	2460	2980	2000 - 3780	Acceptable
ERA	4th/2017	11/17/17	MRAD-27	Vegetation	µg/kg	Uranium-Total (mass)	3460	2980	2000 - 3780	Acceptable
ERA	4th/2017	11/17/17	MRAD-27	Vegetation	pCi/kg	Zinc-65	1670	1400	1010 - 1970	Acceptable
ERA	4th/2017	11/17/17	MRAD-27	Filter	pCi/Filter	Americium-241	15.4	14.9	9.18 - 20.2	Acceptable
ERA	4th/2017	11/17/17	MRAD-27	Filter	pCi/Filter	Cesium-134	1410	1440	916 - 1790	Acceptable
ERA	4th/2017	11/17/17	MRAD-27	Filter	pCi/Filter	Cesium-137	1010	954	717 - 1250	Acceptable
ERA	4th/2017	11/17/17	MRAD-27	Filter	pCi/Filter	Cobalt-60	296	271	210 - 339	Acceptable
ERA	4th/2017	11/17/17	MRAD-27	Filter	pCi/Filter	Iron-55	1010	1080	335 - 2110	Acceptable
ERA	4th/2017	11/17/17	MRAD-27	Filter	pCi/Filter	Manganese-54	<3.18	<50.0	<50.0	Acceptable
ERA	4th/2017	11/17/17	MRAD-27	Filter	pCi/Filter	Plutonium-238	61.8	63.9	43.8 - 84.0	Acceptable
ERA	4th/2017	11/17/17	MRAD-27	Filter	pCi/Filter	Plutonium-239	40.2	44.4	32.1 - 58.0	Acceptable
ERA	4th/2017	11/17/17	MRAD-27	Filter	pCi/Filter	Strontium-90	115	121	59.1 - 181	Acceptable
ERA	4th/2017	11/17/17	MRAD-27	Filter	pCi/Filter	Uranium-234	42.8	41.5	25.7 - 62.6	Acceptable
ERA	4th/2017	11/17/17	MRAD-27	Filter	pCi/Filter	Uranium-234	38.5	41.5	25.7 - 62.6	Acceptable
ERA	4th/2017	11/17/17	MRAD-27	Filter	pCi/Filter	Uranium-238	41.1	41.2	26.6 - 57.0	Acceptable
ERA	4th/2017	11/17/17	MRAD-27	Filter	pCi/Filter	Uranium-238	37.5	41.2	26.6 - 57.0	Acceptable
ERA	4th/2017	11/17/17	MRAD-27	Filter	pCi/Filter	Uranium-Total	82	84.6	46.8 - 129	Acceptable
ERA	4th/2017	11/17/17	MRAD-27	Filter	pCi/Filter	Uranium-Total	86.7	84.6	46.8 - 129	Acceptable
ERA	4th/2017	11/17/17	MRAD-27	Filter	pCi/Filter	Uranium-Total	83	84.6	46.8 - 129	Acceptable
ERA	4th/2017	11/17/17	MRAD-27	Filter	µg/Filter	Uranium-Total (mass)	129	123	78.7 - 173	Acceptable
ERA	4th/2017	11/17/17	MRAD-27	Filter	µg/Filter	Uranium-Total (mass)	124	123	78.7 - 173	Acceptable
ERA	4th/2017	11/17/17	MRAD-27	Filter	µg/Filter	Uranium-Total (mass)	113	123	78.7 - 173	Acceptable
ERA	4th/2017	11/17/17	MRAD-27	Filter	pCi/Filter	Zinc-65	146	123	88.1 - 170	Acceptable

ERA	4th/2017	11/17/17	MRAD-27	Filter	pCi/Filter	Gross Alpha	60	50.1	16.8 - 77.8	Acceptable
ERA	4th/2017	11/17/17	MRAD-27	Filter	pCi/Filter	Gross Beta	68.3	61.8	39.1 - 90.1	Acceptable
ERA	4th/2017	11/17/17	MRAD-27	Water	pCi/L	Americium-241	176	158	106 - 212	Acceptable
ERA	4th/2017	11/17/17	MRAD-27	Water	pCi/L	Cesium-134	1340	1400	1030 - 1610	Acceptable
ERA	4th/2017	11/17/17	MRAD-27	Water	pCi/L	Cesium-137	390	378	321 - 453	Acceptable
ERA	4th/2017	11/17/17	MRAD-27	Water	pCi/L	Cobalt-60	1990	1830	1590 - 2140	Acceptable
ERA	4th/2017	11/17/17	MRAD-27	Water	pCi/L	Iron-55	1550	1640	978 - 2230	Acceptable
ERA	4th/2017	11/17/17	MRAD-27	Water	pCi/L	Manganese-54	<9.38	<100	<100	Acceptable
ERA	4th/2017	11/17/17	MRAD-27	Water	pCi/L	Plutonium-238	136	158	117 - 197	Acceptable
ERA	4th/2017	11/17/17	MRAD-27	Water	pCi/L	Plutonium-239	114	134	104 - 169	Acceptable
ERA	4th/2017	11/17/17	MRAD-27	Water	pCi/L	Strontium-90	218	222	145 - 293	Acceptable
ERA	4th/2017	11/17/17	MRAD-27	Water	pCi/L	Uranium-234	163	160	120 - 206	Acceptable
ERA	4th/2017	11/17/17	MRAD-27	Water	pCi/L	Uranium-234	153	160	120 - 206	Acceptable
ERA	4th/2017	11/17/17	MRAD-27	Water	pCi/L	Uranium-234	157	160	120 - 206	Acceptable
ERA	4th/2017	11/17/17	MRAD-27	Water	pCi/L	Uranium-238	169	158	120 - 194	Acceptable
ERA	4th/2017	11/17/17	MRAD-27	Water	pCi/L	Uranium-238	136	158	120 - 194	Acceptable
ERA	4th/2017	11/17/17	MRAD-27	Water	pCi/L	Uranium-Total	306	325	239 - 420	Acceptable
ERA	4th/2017	11/17/17	MRAD-27	Water	pCi/L	Uranium-Total	310	325	239 - 420	Acceptable
ERA	4th/2017	11/17/17	MRAD-27	Water	pCi/L	Uranium-Total	343	325	239 - 420	Acceptable
ERA	4th/2017	11/17/17	MRAD-27	Water	µg/L	Uranium-Total (mass)	510	474	378 - 573	Acceptable
ERA	4th/2017	11/17/17	MRAD-27	Water	µg/L	Uranium-Total (mass)	463	474	378 - 573	Acceptable
ERA	4th/2017	11/17/17	MRAD-27	Water	µg/L	Uranium-Total (mass)	407	474	378 - 573	Acceptable
ERA	4th/2017	11/17/17	MRAD-27	Water	pCi/L	Zinc-65	2090	1750	1460 - 2210	Acceptable
ERA	4th/2017	11/17/17	MRAD-27	Water	pCi/L	Gross Alpha	109	113	40.1 - 175	Acceptable
ERA	4th/2017	11/17/17	MRAD-27	Water	pCi/L	Gross Beta	127	130	74.4 - 193	Acceptable
ERA	4th/2017	11/17/17	MRAD-27	Water	pCi/L	Tritium	21100	22500	15100 - 32100	Acceptable
EZA	4th/2017	02/02/18	E12067	Cartridge	pCi	Iodine-131	4.84E+01	4.81E+01	1.01	Acceptable
EZA	4th/2017	02/02/18	E12068	Milk	pCi/L	Strontium-89	9.54E+01	9.23E+01	1.03	Acceptable
EZA	4th/2017	02/02/18	E12068	Milk	pCi/L	Strontium-90	1.34E+01	1.69E+01	0.79	Acceptable
EZA	4th/2017	02/02/18	E12069	Milk	pCi/L	Cerium-141	1.07E+02	9.83E+01	1.09	Acceptable
EZA	4th/2017	02/02/18	E12069	Milk	pCi/L	Cobalt-58	9.29E+01	8.99E+01	1.03	Acceptable
EZA	4th/2017	02/02/18	E12069	Milk	pCi/L	Cobalt-60	1.95E+02	1.73E+02	1.13	Acceptable
EZA	4th/2017	02/02/18	E12069	Milk	pCi/L	Chromium-51	2.69E+02	2.42E+02	1.11	Acceptable
EZA	4th/2017	02/02/18	E12069	Milk	pCi/L	Cesium-134	1.20E+02	1.25E+02	0.96	Acceptable
EZA	4th/2017	02/02/18	E12069	Milk	pCi/L	Cesium-137	1.63E+02	1.41E+02	1.15	Acceptable
EZA	4th/2017	02/02/18	E12069	Milk	pCi/L	Iron-59	1.27E+02	1.13E+02	1.12	Acceptable
EZA	4th/2017	02/02/18	E12069	Milk	pCi/L	Iodine-131	6.59E+01	5.78E+01	1.14	Acceptable
EZA	4th/2017	02/02/18	E12069	Milk	pCi/L	Manganese-54	1.79E+02	1.61E+02	1.11	Acceptable
EZA	4th/2017	02/02/18	E12069	Milk	pCi/L	Zinc-65	2.34E+02	2.11E+02	1.11	Acceptable
EZA	4th/2017	02/02/18	E12070	Water	pCi/L	Cerium-141	6.60E+01	6.24E+01	1.06	Acceptable
EZA	4th/2017	02/02/18	E12070	Water	pCi/L	Cobalt-58	5.95E+01	5.70E+01	1.04	Acceptable
EZA	4th/2017	02/02/18	E12070	Water	pCi/L	Cobalt-60	1.15E+02	1.10E+02	1.05	Acceptable
EZA	4th/2017	02/02/18	E12070	Water	pCi/L	Chromium-51	1.68E+02	1.54E+02	1.09	Acceptable
EZA	4th/2017	02/02/18	E12070	Water	pCi/L	Cesium-134	7.47E+01	7.92E+01	0.94	Acceptable
EZA	4th/2017	02/02/18	E12070	Water	pCi/L	Cesium-137	9.31E+01	8.97E+01	1.04	Acceptable
EZA	4th/2017	02/02/18	E12070	Water	pCi/L	Iron-59	8.74E+01	7.19E+01	1.22	Acceptable
EZA	4th/2017	02/02/18	E12070	Water	pCi/L	Iodine-131	5.36E+01	4.95E+01	1.08	Acceptable
EZA	4th/2017	02/02/18	E12070	Water	pCi/L	Manganese-54	1.14E+02	1.02E+02	1.12	Acceptable
EZA	4th/2017	02/02/18	E12070	Water	pCi/L	Zinc-65	1.57E+02	1.34E+02	1.17	Acceptable

TABLE 2
2017 ECKERT & ZIEGLER ANALYTICS PERFORMANCE EVALUATION RESULTS

PT Provider	Quarter / Year	Report Received Date	Sample Number	Sample Media	Unit	Analyte / Nuclide	GEL Value	Known value	Ratio	Evaluation
EZA	1st/2017	07/07/17	E11818	Cartridge	pCi	Iodine-131	9.93E+01	9.46E+01	1.05	Acceptable
EZA	1st/2017	07/07/17	E11819	Milk	pCi/L	Strontium-89	8.86E+01	9.96E+01	0.89	Acceptable
EZA	1st/2017	07/07/17	E11819	Milk	pCi/L	Strontium-90	1.97E+01	2.55E+01	0.77	Acceptable
EZA	1st/2017	07/07/17	E11820	Milk	pCi/L	Iodine-131	9.57E+01	9.68E+01	0.99	Acceptable
EZA	1st/2017	07/07/17	E11820	Milk	pCi/L	Cerium-141	1.21E+02	1.19E+02	1.02	Acceptable
EZA	1st/2017	07/07/17	E11820	Milk	pCi/L	Chromium-51	1.76E+02	2.12E+02	0.83	Acceptable
EZA	1st/2017	07/07/17	E11820	Milk	pCi/L	Cesium-134	1.71E+02	1.89E+02	0.9	Acceptable
EZA	1st/2017	07/07/17	E11820	Milk	pCi/L	Cesium-137	2.31E+02	2.27E+02	1.02	Acceptable
EZA	1st/2017	07/07/17	E11820	Milk	pCi/L	Cobalt-58	1.89E+02	1.78E+02	1.06	Acceptable
EZA	1st/2017	07/07/17	E11820	Milk	pCi/L	Manganese-54	2.74E+02	2.49E+02	1.1	Acceptable
EZA	1st/2017	07/07/17	E11820	Milk	pCi/L	Iron-59	1.35E+02	1.27E+02	1.06	Acceptable
EZA	1st/2017	07/07/17	E11820	Milk	pCi/L	Zinc-65	3.22E+02	2.96E+02	1.09	Acceptable
EZA	1st/2017	07/07/17	E11820	Milk	pCi/L	Cobalt-60	2.85E+02	2.93E+02	0.97	Acceptable
EZA	1st/2017	07/07/17	E11821	Water	pCi/L	Iodine-131	9.68E+01	8.79E+01	1.1	Acceptable
EZA	1st/2017	07/07/17	E11821	Water	pCi/L	Cerium-141	1.24E+02	1.19E+02	1.05	Acceptable
EZA	1st/2017	07/07/17	E11821	Water	pCi/L	Chromium-51	2.43E+02	2.11E+02	1.15	Acceptable
EZA	1st/2017	07/07/17	E11821	Water	pCi/L	Cesium-134	1.84E+02	1.88E+02	0.98	Acceptable
EZA	1st/2017	07/07/17	E11821	Water	pCi/L	Cesium-137	2.49E+02	2.26E+02	1.1	Acceptable
EZA	1st/2017	07/07/17	E11821	Water	pCi/L	Cobalt-58	1.88E+02	1.77E+02	1.06	Acceptable
EZA	1st/2017	07/07/17	E11821	Water	pCi/L	Manganese-54	2.79E+02	2.48E+02	1.13	Acceptable
EZA	1st/2017	07/07/17	E11821	Water	pCi/L	Iron-59	1.46E+02	1.27E+02	1.15	Acceptable
EZA	1st/2017	07/07/17	E11821	Water	pCi/L	Zinc-65	3.36E+02	2.95E+02	1.14	Acceptable
EZA	1st/2017	07/07/17	E11821	Water	pCi/L	Cobalt-60	3.07E+02	2.92E+02	1.05	Acceptable
EZA	2nd/2017	08/02/17	E11873	Cartridge	pCi	Iodine-131	8.65E+01	8.46E+01	1.02	Acceptable
EZA	2nd/2017	08/02/17	E11874	Milk	pCi/L	Strontium-89	8.88E+01	9.26E+01	0.96	Acceptable
EZA	2nd/2017	08/02/17	E11874	Milk	pCi/L	Strontium-90	9.50E+00	1.35E+01	0.71	Acceptable
EZA	2nd/2017	08/02/17	E11875	Milk	pCi/L	Cerium-141	1.62E+02	1.51E+02	1.07	Acceptable
EZA	2nd/2017	08/02/17	E11875	Milk	pCi/L	Cobalt-58	1.53E+02	1.55E+02	0.98	Acceptable
EZA	2nd/2017	08/02/17	E11875	Milk	pCi/L	Cobalt-60	2.07E+02	1.91E+02	1.08	Acceptable
EZA	2nd/2017	08/02/17	E11875	Milk	pCi/L	Chromium-51	3.65E+02	3.15E+02	1.16	Acceptable
EZA	2nd/2017	08/02/17	E11875	Milk	pCi/L	Cesium-134	1.74E+02	1.88E+02	0.92	Acceptable
EZA	2nd/2017	08/02/17	E11875	Milk	pCi/L	Cesium-137	1.57E+02	1.50E+02	1.05	Acceptable
EZA	2nd/2017	08/02/17	E11875	Milk	pCi/L	Iron-59	1.28E+02	1.15E+02	1.11	Acceptable
EZA	2nd/2017	08/02/17	E11875	Milk	pCi/L	Iodine-131	9.93E+01	9.36E+01	1.06	Acceptable
EZA	2nd/2017	08/02/17	E11875	Milk	pCi/L	Manganese-54	1.95E+02	1.72E+02	1.14	Acceptable
EZA	2nd/2017	08/02/17	E11875	Milk	pCi/L	Zinc-65	2.18E+02	2.04E+02	1.07	Acceptable
EZA	2nd/2017	08/02/17	E11876	Water	pCi/L	Cerium-141	2.09E+02	1.99E+02	1.05	Acceptable
EZA	2nd/2017	08/02/17	E11876	Water	pCi/L	Cobalt-58	2.11E+02	2.04E+02	1.04	Acceptable
EZA	2nd/2017	08/02/17	E11876	Water	pCi/L	Cobalt-60	2.57E+02	2.50E+02	1.03	Acceptable
EZA	2nd/2017	08/02/17	E11876	Water	pCi/L	Chromium-51	4.41E+02	4.13E+02	1.07	Acceptable
EZA	2nd/2017	08/02/17	E11876	Water	pCi/L	Cesium-134	2.38E+02	2.47E+02	0.96	Acceptable
EZA	2nd/2017	08/02/17	E11876	Water	pCi/L	Cesium-137	2.20E+02	1.97E+02	1.12	Acceptable
EZA	2nd/2017	08/02/17	E11876	Water	pCi/L	Iron-59	1.64E+02	1.51E+02	1.09	Acceptable
EZA	2nd/2017	08/02/17	E11876	Water	pCi/L	Iodine-131	8.69E+01	8.12E+01	1.07	Acceptable
EZA	2nd/2017	08/02/17	E11876	Water	pCi/L	Manganese-54	2.43E+02	2.25E+02	1.08	Acceptable

EZA	2nd/2017	08/02/17	E11876	Water	pCi/L	Zinc-65	2.95E+02	2.67E+02	1.10	Acceptable
EZA	3rd/2017	11/10/17	E11926	Cartridge	pCi	Iodine-131	6.30E+01	6.48E+01	0.97	Acceptable
EZA	3rd/2017	11/10/17	E11927	Milk	pCi/L	Strontium-89	7.50E+01	8.27E+01	0.91	Acceptable
EZA	3rd/2017	11/10/17	E11927	Milk	pCi/L	Strontium-90	1.01E+01	1.21E+01	0.84	Acceptable
EZA	3rd/2017	11/10/17	E11928	Milk	pCi/L	Iodine-131	7.35E+01	7.10E+01	1.04	Acceptable
EZA	3rd/2017	11/10/17	E11928	Milk	pCi/L	Cerium-141	8.31E+01	8.70E+01	0.95	Acceptable
EZA	3rd/2017	11/10/17	E11928	Milk	pCi/L	Chromium-51	2.37E+02	2.17E+02	0.92	Acceptable
EZA	3rd/2017	11/10/17	E11928	Milk	pCi/L	Cesium-134	1.85E+02	2.01E+02	0.92	Acceptable
EZA	3rd/2017	11/10/17	E11928	Milk	pCi/L	Cesium-137	1.67E+02	1.72E+02	0.97	Acceptable
EZA	3rd/2017	11/10/17	E11928	Milk	pCi/L	Cobalt-58	1.21E+02	1.17E+02	1.03	Acceptable
EZA	3rd/2017	11/10/17	E11928	Milk	pCi/L	Manganese-54	1.28E+02	1.23E+02	1.04	Acceptable
EZA	3rd/2017	11/10/17	E11928	Milk	pCi/L	Iron-59	1.56E+02	1.25E+02	1.24	Acceptable
EZA	3rd/2017	11/10/17	E11928	Milk	pCi/L	Zinc-65	1.97E+02	1.84E+02	1.07	Acceptable
EZA	3rd/2017	11/10/17	E11928	Milk	pCi/L	Cobalt-60	2.59E+02	2.62E+02	0.99	Acceptable
EZA	3rd/2017	11/10/17	E11929	Water	pCi/L	Iodine-131	8.08E+01	7.92E+01	1.02	Acceptable
EZA	3rd/2017	11/10/17	E11929	Water	pCi/L	Cerium-141	1.09E+02	9.95E+01	1.1	Acceptable
EZA	3rd/2017	11/10/17	E11929	Water	pCi/L	Chromium-51	2.47E+02	2.48E+02	1	Acceptable
EZA	3rd/2017	11/10/17	E11929	Water	pCi/L	Cesium-134	2.06E+02	2.29E+02	0.9	Acceptable
EZA	3rd/2017	11/10/17	E11929	Water	pCi/L	Cesium-137	2.00E+02	1.96E+02	1.02	Acceptable
EZA	3rd/2017	11/10/17	E11929	Water	pCi/L	Cobalt-58	1.41E+02	1.34E+02	1.05	Acceptable
EZA	3rd/2017	11/10/17	E11929	Water	pCi/L	Manganese-54	1.50E+02	1.40E+02	1.07	Acceptable
EZA	3rd/2017	11/10/17	E11929	Water	pCi/L	Iron-59	1.58E+02	1.43E+02	1.10	Acceptable
EZA	3rd/2017	11/10/17	E11929	Water	pCi/L	Zinc-65	2.37E+02	2.10E+02	1.13	Acceptable
EZA	3rd/2017	11/10/17	E11929	Water	pCi/L	Cobalt-60	3.18E+02	2.99E+02	1.06	Acceptable
EZA	4th/2017	02/02/18	E12067	Cartridge	pCi	Iodine-131	4.84E+01	4.81E+01	1.01	Acceptable
EZA	4th/2017	02/02/18	E12068	Milk	pCi/L	Strontium-89	9.54E+01	9.23E+01	1.03	Acceptable
EZA	4th/2017	02/02/18	E12068	Milk	pCi/L	Strontium-90	1.34E+01	1.69E+01	0.79	Acceptable
EZA	4th/2017	02/02/18	E12069	Milk	pCi/L	Cerium-141	1.07E+02	9.83E+01	1.09	Acceptable
EZA	4th/2017	02/02/18	E12069	Milk	pCi/L	Cobalt-58	9.29E+01	8.99E+01	1.03	Acceptable
EZA	4th/2017	02/02/18	E12069	Milk	pCi/L	Cobalt-60	1.95E+02	1.73E+02	1.13	Acceptable
EZA	4th/2017	02/02/18	E12069	Milk	pCi/L	Chromium-51	2.69E+02	2.42E+02	1.11	Acceptable
EZA	4th/2017	02/02/18	E12069	Milk	pCi/L	Cesium-134	1.20E+02	1.25E+02	0.96	Acceptable
EZA	4th/2017	02/02/18	E12069	Milk	pCi/L	Cesium-137	1.63E+02	1.41E+02	1.15	Acceptable
EZA	4th/2017	02/02/18	E12069	Milk	pCi/L	Iron-59	1.27E+02	1.13E+02	1.12	Acceptable
EZA	4th/2017	02/02/18	E12069	Milk	pCi/L	Iodine-131	6.59E+01	5.78E+01	1.14	Acceptable
EZA	4th/2017	02/02/18	E12069	Milk	pCi/L	Manganese-54	1.79E+02	1.61E+02	1.11	Acceptable
EZA	4th/2017	02/02/18	E12069	Milk	pCi/L	Zinc-65	2.34E+02	2.11E+02	1.11	Acceptable
EZA	4th/2017	02/02/18	E12070	Water	pCi/L	Cerium-141	6.60E+01	6.24E+01	1.06	Acceptable
EZA	4th/2017	02/02/18	E12070	Water	pCi/L	Cobalt-58	5.95E+01	5.70E+01	1.04	Acceptable
EZA	4th/2017	02/02/18	E12070	Water	pCi/L	Cobalt-60	1.15E+02	1.10E+02	1.05	Acceptable
EZA	4th/2017	02/02/18	E12070	Water	pCi/L	Chromium-51	1.68E+02	1.54E+02	1.09	Acceptable
EZA	4th/2017	02/02/18	E12070	Water	pCi/L	Cesium-134	7.47E+01	7.92E+01	0.94	Acceptable
EZA	4th/2017	02/02/18	E12070	Water	pCi/L	Cesium-137	9.31E+01	8.97E+01	1.04	Acceptable
EZA	4th/2017	02/02/18	E12070	Water	pCi/L	Iron-59	8.74E+01	7.19E+01	1.22	Acceptable
EZA	4th/2017	02/02/18	E12070	Water	pCi/L	Iodine-131	5.36E+01	4.95E+01	1.08	Acceptable
EZA	4th/2017	02/02/18	E12070	Water	pCi/L	Manganese-54	1.14E+02	1.02E+02	1.12	Acceptable
EZA	4th/2017	02/02/18	E12070	Water	pCi/L	Zinc-65	1.57E+02	1.34E+02	1.17	Acceptable

TABLE 3
2017 DEPARTMENT OF ENERGY MIXED ANALYTE PERFORMANCE EVALUATION PROGRAM
(MAPEP) RESULTS

PT Provider	Quarter / Year	Report Received Date	Sample Number	Sample Media	Unit	Analyte / Nuclide	GEL Value	Known value	Acceptance Range	Evaluation
MAPEP	2nd/2017	06/13/17	MAPEP-17-MaS36	Soil	Bq/Kg	Americium-241	65.7	67.0	46.9-87.1	Acceptable
MAPEP	2nd/2017	06/13/17	MAPEP-17-MaS36	Soil	Bq/Kg	Cesium-134	1470	1550	1085-2015	Acceptable
MAPEP	2nd/2017	06/13/17	MAPEP-17-MaS36	Soil	Bq/Kg	Cesium-137	679	611	428-794	Acceptable
MAPEP	2nd/2017	06/13/17	MAPEP-17-MaS36	Soil	Bq/Kg	Cobalt-57	0.812		False Pos Test	Acceptable
MAPEP	2nd/2017	06/13/17	MAPEP-17-MaS36	Soil	Bq/Kg	Cobalt-60	958	891	624-1158	Acceptable
MAPEP	2nd/2017	06/13/17	MAPEP-17-MaS36	Soil	Bq/Kg	Iron-55	804	812	568-1056	Acceptable
MAPEP	2nd/2017	06/13/17	MAPEP-17-MaS36	Soil	Bq/Kg	Manganese-54	1080	967	677-1257	Acceptable
MAPEP	2nd/2017	06/13/17	MAPEP-17-MaS36	Soil	Bq/Kg	Nickel-63	-46		False Pos Test	Acceptable
MAPEP	2nd/2017	06/13/17	MAPEP-17-MaS36	Soil	Bq/Kg	Plutonium-238	0.574	0.41	Sens. Eval.	Acceptable
MAPEP	2nd/2017	06/13/17	MAPEP-17-MaS36	Soil	Bq/Kg	Plutonium-239/240	51.2	59.8	41.9-77.7	Acceptable
MAPEP	2nd/2017	06/13/17	MAPEP-17-MaS36	Soil	Bq/Kg	Potassium-40	624	607	425-789	Acceptable
MAPEP	2nd/2017	06/13/17	MAPEP-17-MaS36	Soil	Bq/Kg	Strontium-90	548	624	437-811	Acceptable
MAPEP	2nd/2017	06/13/17	MAPEP-17-MaS36	Soil	Bq/Kg	Technetium-99	641	656	459-853	Acceptable
MAPEP	2nd/2017	06/13/17	MAPEP-17-MaS36	Soil	Bq/Kg	U-234/233	56.9	48.1	33.7-62.5	Acceptable
MAPEP	2nd/2017	06/13/17	MAPEP-17-MaS36	Soil	Bq/Kg	Uranium-238	53.9	48.8	34.2-63.7	Acceptable
MAPEP	2nd/2017	06/13/17	MAPEP-17-MaS36	Soil	Bq/Kg	Zinc-65	-4.0		False Pos Test	Acceptable
MAPEP	2nd/2017	06/13/17	MAPEP-17-MaW36	Water	Bq/L	Americium-241	0.8070	0.846	0.592-1.1	Acceptable
MAPEP	2nd/2017	06/13/17	MAPEP-17-MaW36	Water	Bq/L	Cesium-134	0.037		False Pos Test	Acceptable
MAPEP	2nd/2017	06/13/17	MAPEP-17-MaW36	Water	Bq/L	Cesium-137	12.2	11.1	7.8-14.4	Acceptable
MAPEP	2nd/2017	06/13/17	MAPEP-17-MaW36	Water	Bq/L	Cobalt-57	29.0	28.5	20.0-37.1	Acceptable
MAPEP	2nd/2017	06/13/17	MAPEP-17-MaW36	Water	Bq/L	Cobalt-60	12.8	12.3	8.6-16.0	Acceptable
MAPEP	2nd/2017	06/13/17	MAPEP-17-MaW36	Water	Bq/L	Hydrogen-3	245	249	174-324	Acceptable
MAPEP	2nd/2017	06/13/17	MAPEP-17-MaW36	Water	Bq/L	Iron-55	2.01	1.7	Sens. Eval.	Acceptable
MAPEP	2nd/2017	06/13/17	MAPEP-17-MaW36	Water	Bq/L	Manganese-54	15.7	14.9	10.4-19.4	Acceptable
MAPEP	2nd/2017	06/13/17	MAPEP-17-MaW36	Water	Bq/L	Nickel-63	13.6	12.2	8.5-15.9	Acceptable
MAPEP	2nd/2017	06/13/17	MAPEP-17-MaW36	Water	Bq/L	Plutonium-238	0.635	0.703	0.492-0.914	Acceptable
MAPEP	2nd/2017	06/13/17	MAPEP-17-MaW36	Water	Bq/L	Plutonium-239/240	0.841	0.934	0.654-1.214	Acceptable
MAPEP	2nd/2017	06/13/17	MAPEP-17-MaW36	Water	Bq/L	Potassium-40	276	254	178-330	Acceptable
MAPEP	2nd/2017	06/13/17	MAPEP-17-MaW36	Water	Bq/L	Radium-226	0.443	0.504	0.353-0.655	Acceptable
MAPEP	2nd/2017	06/13/17	MAPEP-17-MaW36	Water	Bq/L	Strontium-90	9.27	10.1	7.1-13.1	Acceptable
MAPEP	2nd/2017	06/13/17	MAPEP-17-MaW36	Water	Bq/L	Technetium-99	5.81	6.25	4.38-8.13	Acceptable
MAPEP	2nd/2017	06/13/17	MAPEP-17-MaW36	Water	Bq/L	Uranium-234/233	1.11	1.16	0.81-1.51	Acceptable
MAPEP	2nd/2017	06/13/17	MAPEP-17-MaW36	Water	Bq/L	Uranium-238	1.16	1.20	0.84-1.56	Acceptable
MAPEP	2nd/2017	06/13/17	MAPEP-17-MaW36	Water	Bq/L	Zinc-65	-0.0504		False Pos Test	Acceptable

MAPEP	2nd/2017	06/13/17	MAPEP-17-XaW36	Water	Bq/L	Iodine-129	0.01		False Pos Test	Acceptable
MAPEP	2nd/2017	06/13/17	MAPEP-17-RdF36	Filter	ug/sample	Uranium-235	0.058	0.0623	0.0436-0.0810	Acceptable
MAPEP	2nd/2017	06/13/17	MAPEP-17-RdF36	Filter	ug/sample	Uranium-238	8.49	8.6	6.0-11.2	Acceptable
MAPEP	2nd/2017	06/13/17	MAPEP-17-RdF36	Filter	ug/sample	Uranium-Total	8.55	8.7	6.1-11.3	Acceptable
MAPEP	2nd/2017	06/13/17	MAPEP-17-RdF36	Filter	Bq/sample	Americium-241	0.0386	0.0376	0.0263-0.0489	Acceptable
MAPEP	2nd/2017	06/13/17	MAPEP-17-RdF36	Filter	Bq/sample	Cesium-134	1.38	1.42	0.99-1.85	Acceptable
MAPEP	2nd/2017	06/13/17	MAPEP-17-RdF36	Filter	Bq/sample	Cesium-137	0.781	0.685	0.480-0.891	Acceptable
MAPEP	2nd/2017	06/13/17	MAPEP-17-RdF36	Filter	Bq/sample	Cobalt-57	1.77	1.70	1.19-2.21	Acceptable
MAPEP	2nd/2017	06/13/17	MAPEP-17-RdF36	Filter	Bq/sample	Cobalt-60	0.863	0.78	0.55-1.01	Acceptable
MAPEP	2nd/2017	06/13/17	MAPEP-17-RdF36	Filter	Bq/sample	Manganese-54	-0.0344		False Pos Test	Acceptable
MAPEP	2nd/2017	06/13/17	MAPEP-17-RdF36	Filter	Bq/sample	Plutonium-238	0.0539	0.0598	0.0419-0.0777	Acceptable
MAPEP	2nd/2017	06/13/17	MAPEP-17-RdF36	Filter	Bq/sample	Plutonium-239/240	0.0419	0.046	0.0322-0.0598	Acceptable
MAPEP	2nd/2017	06/13/17	MAPEP-17-RdF36	Filter	Bq/sample	Strontium-90	0.543	0.651	0.456-0.846	Acceptable
MAPEP	2nd/2017	06/13/17	MAPEP-17-RdF36	Filter	Bq/sample	Uranium-234/233	0.105	0.104	0.073-0.135	Acceptable
MAPEP	2nd/2017	06/13/17	MAPEP-17-RdF36	Filter	Bq/sample	Uranium-238	0.106	0.107	0.075-0.139	Acceptable
MAPEP	2nd/2017	06/13/17	MAPEP-17-RdF36	Filter	Bq/sample	Zinc-65	1.34	1.29	0.9-1.68	Acceptable
MAPEP	2nd/2017	06/13/17	MAPEP-17-RdV36	Vegetation	Bq/sample	Americium-241	0.000411		False Pos Test	Acceptable
MAPEP	2nd/2017	06/13/17	MAPEP-17-RdV36	Vegetation	Bq/sample	Cesium-134	6.56	6.95	4.87-9.04	Acceptable
MAPEP	2nd/2017	06/13/17	MAPEP-17-RdV36	Vegetation	Bq/sample	Cesium-137	4.84	4.60	3.22-5.98	Acceptable
MAPEP	2nd/2017	06/13/17	MAPEP-17-RdV36	Vegetation	Bq/sample	Cobalt-57	0.0141		False Pos Test	Acceptable
MAPEP	2nd/2017	06/13/17	MAPEP-17-RdV36	Vegetation	Bq/sample	Cobalt-60	9.35	8.75	6.13-11.38	Acceptable
MAPEP	2nd/2017	06/13/17	MAPEP-17-RdV36	Vegetation	Bq/sample	Manganese-54	3.39	3.28	2.3-4.26	Acceptable
MAPEP	2nd/2017	06/13/17	MAPEP-17-RdV36	Vegetation	Bq/sample	Plutonium-238	0.0506	0.0598	0.0419-0.0777	Acceptable
MAPEP	2nd/2017	06/13/17	MAPEP-17-RdV36	Vegetation	Bq/sample	Plutonium-239/240	0.0754	0.089	0.062-0.166	Acceptable
MAPEP	2nd/2017	06/13/17	MAPEP-17-RdV36	Vegetation	Bq/sample	Strontium-90	1.50	1.75	1.23-2.28	Acceptable
MAPEP	2nd/2017	06/13/17	MAPEP-17-RdV36	Vegetation	Bq/sample	Uranium-234/233	0.19	0.179	0.125-0.233	Acceptable
MAPEP	2nd/2017	06/13/17	MAPEP-17-RdV36	Vegetation	Bq/sample	Uranium-238	1.930	0.186	0.130-0.242	Acceptable
MAPEP	2nd/2017	06/13/17	MAPEP-17-RdV36	Vegetation	Bq/sample	Zinc-65	6.26	5.39	3.77-7.01	Acceptable
MAPEP	4th/2017	12/01/17	MAPEP-17-MaS37	Soil	Bq/Kg	Americium-241	63.1	59	41.2-76.4	Acceptable
MAPEP	4th/2017	12/01/17	MAPEP-17-MaS37	Soil	Bq/Kg	Cesium-134	414.00	448	314-582	Acceptable
MAPEP	4th/2017	12/01/17	MAPEP-17-MaS37	Soil	Bq/Kg	Cesium-137	772	722	505-939	Acceptable
MAPEP	4th/2017	12/01/17	MAPEP-17-MaS37	Soil	Bq/Kg	Cobalt-57	1500	1458	1021-1895	Acceptable
MAPEP	4th/2017	12/01/17	MAPEP-17-MaS37	Soil	Bq/Kg	Cobalt-60	0.179	0	False Pos Test	Acceptable
MAPEP	4th/2017	12/01/17	MAPEP-17-MaS37	Soil	Bq/Kg	Iron-55	933	1010	707-1313	Acceptable
MAPEP	4th/2017	12/01/17	MAPEP-17-MaS37	Soil	Bq/Kg	Manganese-54	894.00	825	578-1073	Acceptable
MAPEP	4th/2017	12/01/17	MAPEP-17-MaS37	Soil	Bq/Kg	Nickel-63	1240	1220	854-1586	Acceptable
MAPEP	4th/2017	12/01/17	MAPEP-17-MaS37	Soil	Bq/Kg	Plutonium-238	85.8	92.0	64-120	Acceptable
MAPEP	4th/2017	12/01/17	MAPEP-17-MaS37	Soil	Bq/Kg	Plutonium-239/240	64.9	68.8	48.2-89.4	Acceptable
MAPEP	4th/2017	12/01/17	MAPEP-17-MaS37	Soil	Bq/Kg	Potassium-40	631	592	414-770	Acceptable
MAPEP	4th/2017	12/01/17	MAPEP-17-MaS37	Soil	Bq/Kg	Strontium-90	240	289	202-376	Acceptable
MAPEP	4th/2017	12/01/17	MAPEP-17-MaS37	Soil	Bq/Kg	Technetium-99	1170	1195	837-1554	Acceptable

MAPEP	4th/2017	12/01/17	MAPEP-17-MaS37	Soil	Bq/Kg	U-234/233	72	69	48-90	Acceptable
MAPEP	4th/2017	12/01/17	MAPEP-17-MaS37	Soil	Bq/Kg	Uranium-238	209	219	153-285	Acceptable
MAPEP	4th/2017	12/01/17	MAPEP-17-MaS37	Soil	Bq/Kg	Zinc-65	633.0	559	391-727	Acceptable
MAPEP	4th/2017	12/01/17	MAPEP-17-MaW37	Water	Bq/L	Americium-241	0.874	0.892	0.624-1.160	Acceptable
MAPEP	4th/2017	12/01/17	MAPEP-17-MaW37	Water	Bq/L	Cesium-134	10.50	11.5	8.1-15.0	Acceptable
MAPEP	4th/2017	12/01/17	MAPEP-17-MaW37	Water	Bq/L	Cesium-137	16.800	16.3	11.2-21.2	Acceptable
MAPEP	4th/2017	12/01/17	MAPEP-17-MaW37	Water	Bq/L	Cobalt-57	12.1	12.1	8.5-15.7	Acceptable
MAPEP	4th/2017	12/01/17	MAPEP-17-MaW37	Water	Bq/L	Cobalt-60	10.800	10.7	7.5-13.9	Acceptable
MAPEP	4th/2017	12/01/17	MAPEP-17-MaW37	Water	Bq/L	Hydrogen-3	250	258	181-335	Acceptable
MAPEP	4th/2017	12/01/17	MAPEP-17-MaW37	Water	Bq/L	Iron-55	20.1	19.4	13.6-25.2	Acceptable
MAPEP	4th/2017	12/01/17	MAPEP-17-MaW37	Water	Bq/L	Manganese-54	15.5	14.9	10.4-19.4	Acceptable
MAPEP	4th/2017	12/01/17	MAPEP-17-MaW37	Water	Bq/L	Nickel-63	0.764	0	False Pos Test	Acceptable
MAPEP	4th/2017	12/01/17	MAPEP-17-MaW37	Water	Bq/L	Plutonium-238	0.528	0.60	0.422-0.784	Acceptable
MAPEP	4th/2017	12/01/17	MAPEP-17-MaW37	Water	Bq/L	Plutonium-239/240	0.654	0.781	0.547-1.015	Acceptable
MAPEP	4th/2017	12/01/17	MAPEP-17-MaW37	Water	Bq/L	Potassium-40	-1.2	0	False Pos Test	Acceptable
MAPEP	4th/2017	12/01/17	MAPEP-17-MaW37	Water	Bq/L	Radium-226	0.774	0.86	0.601-1.115	Acceptable
MAPEP	4th/2017	12/01/17	MAPEP-17-MaW37	Water	Bq/L	Strontium-90	7.04	8	5.44-10.10	Acceptable
MAPEP	4th/2017	12/01/17	MAPEP-17-MaW37	Water	Bq/L	Technetium-99	6.41	6.73	4.71-8.75	Acceptable
MAPEP	4th/2017	12/01/17	MAPEP-17-MaW37	Water	Bq/L	Uranium-234/233	1.09	1.01	0.71-1.31	Acceptable
MAPEP	4th/2017	12/01/17	MAPEP-17-MaW37	Water	Bq/L	Uranium-238	1.140	1.040	0.73-1.35	Acceptable
MAPEP	4th/2017	12/01/17	MAPEP-17-MaW37	Water	Bq/L	Zinc-65	17.3	15.5	10.9	Acceptable
MAPEP	4th/2017	12/01/17	MAPEP-17-XaW37	Alk. Water	Bq/L	Iodine-129	2.590	2.310	1.62-3.00	Acceptable
MAPEP	4th/2017	12/01/17	MAPEP-17-RdF37	Filter	ug/sample	Uranium-235	0.0521	0.0507	0.0355-0.0659	Acceptable
MAPEP	4th/2017	12/01/17	MAPEP-17-RdF37	Filter	ug/sample	Uranium-238	7.8	7.0	4.90-9.10	Acceptable
MAPEP	4th/2017	12/01/17	MAPEP-17-RdF37	Filter	ug/sample	Uranium-Total	7.84	7.05	4.94-9.17	Acceptable
MAPEP	4th/2017	12/01/17	MAPEP-17-RdF37	Filter	Bq/sample	Americium-241	0.053300	0	0.0458-0.0796	Acceptable
MAPEP	4th/2017	12/01/17	MAPEP-17-RdF37	Filter	Bq/sample	Cesium-134	1.0300	1.00	0.7-1.30	Acceptable
MAPEP	4th/2017	12/01/17	MAPEP-17-RdF37	Filter	Bq/sample	Cesium-137	0.88	0.82	0.57-1.07	Acceptable
MAPEP	4th/2017	12/01/17	MAPEP-17-RdF37	Filter	Bq/sample	Cobalt-57	0.01	0.00	False Pos Test	Acceptable
MAPEP	4th/2017	12/01/17	MAPEP-17-RdF37	Filter	Bq/sample	Cobalt-60	0.75	0.68	0.48-0.88	Acceptable
MAPEP	4th/2017	12/01/17	MAPEP-17-RdF37	Filter	Bq/sample	Manganese-54	1.48	1.30	0.91-1.69	Acceptable
MAPEP	4th/2017	12/01/17	MAPEP-17-RdF37	Filter	Bq/sample	Plutonium-238	0.0257	0.0298	0.0209-0.0387	Acceptable
MAPEP	4th/2017	12/01/17	MAPEP-17-RdF37	Filter	Bq/sample	Plutonium-239/240	0.0408	0.0468	0.0328-0.0608	Acceptable
MAPEP	4th/2017	12/01/17	MAPEP-17-RdF37	Filter	Bq/sample	Strontium-90	0.608	0.801	0.561-1.041	Acceptable
MAPEP	4th/2017	12/01/17	MAPEP-17-RdF37	Filter	Bq/sample	Uranium-234/233	0.086	0.084	0.059-0.109	Acceptable
MAPEP	4th/2017	12/01/17	MAPEP-17-RdF37	Filter	Bq/sample	Uranium-238	0.093	0.087	0.061-0.113	Acceptable
MAPEP	4th/2017	12/01/17	MAPEP-17-RdF37	Filter	Bq/sample	Zinc-65	1.2500	1.08	0.76-1.40	Acceptable
MAPEP	4th/2017	12/01/17	MAPEP-17-RdV37	Vegetation	Bq/sample	Americium-241	0.080	0.077	0.054-0.1	Acceptable
MAPEP	4th/2017	12/01/17	MAPEP-17-RdV37	Vegetation	Bq/sample	Cesium-134	2.30	2.32	1.62-3.02	Acceptable
MAPEP	4th/2017	12/01/17	MAPEP-17-RdV37	Vegetation	Bq/sample	Cesium-137	0.0191	0.00	False Pos Test	Acceptable
MAPEP	4th/2017	12/01/17	MAPEP-17-RdV37	Vegetation	Bq/sample	Cobalt-57	2.92	2.80	2.0-3.6	Acceptable

MAPEP	4th/2017	12/01/17	MAPEP-17-RdV37	Vegetation	Bq/sample	Cobalt-60	2.24	2.07	1.45-2.69	Acceptable
MAPEP	4th/2017	12/01/17	MAPEP-17-RdV37	Vegetation	Bq/sample	Manganese-54	2.78	2.62	1.83-3.41	Acceptable
MAPEP	4th/2017	12/01/17	MAPEP-17-RdV37	Vegetation	Bq/sample	Plutonium-238	0.0762	0.0830	0.058-0.108	Acceptable
MAPEP	4th/2017	12/01/17	MAPEP-17-RdV37	Vegetation	Bq/sample	Plutonium-239/240	0.104	0.108	0.076-0.140	Acceptable
MAPEP	4th/2017	12/01/17	MAPEP-17-RdV37	Vegetation	Bq/sample	Strontium-90	0.960	1.23	0.86-1.6	Acceptable
MAPEP	4th/2017	12/01/17	MAPEP-17-RdV37	Vegetation	Bq/sample	Uranium-234/233	0.162	0.159	0.111-0.207	Acceptable
MAPEP	4th/2017	12/01/17	MAPEP-17-RdV37	Vegetation	Bq/sample	Uranium-238	0.166	0.163	0.114-0.212	Acceptable
MAPEP	4th/2017	12/01/17	MAPEP-17-RdV37	Vegetation	Bq/sample	Zinc-65	5.93	5.37	3.76-6.98	Acceptable

TABLE 4
2017 ERA PROGRAM PERFORMANCE EVALUATION RESULTS

PT Provider	Quarter / Year	Report Received Date	Sample Number	Sample Media	Unit	Analyte / Nuclide	GEL Value	Known value	Acceptance Range	Evaluation
ERA	1st/2017	2/27/17	RAD-108	Water	pCi/L	Barium-133	86.7	85.6	72.0 - 94.2	Acceptable
ERA	1st/2017	2/27/17	RAD-108	Water	pCi/L	Cesium-134	51.2	52.6	42.4 - 57.9	Acceptable
ERA	1st/2017	2/27/17	RAD-108	Water	pCi/L	Cesium-137	118	112	101 - 126	Acceptable
ERA	1st/2017	2/27/17	RAD-108	Water	pCi/L	Cobalt-60	118	113	102 - 126	Acceptable
ERA	1st/2017	2/27/17	RAD-108	Water	pCi/L	Zinc-65	202	189	170 - 222	Acceptable
ERA	1st/2017	2/27/17	RAD-108	Water	pCi/L	Gross Alpha	71.6	52.3	27.3 - 65.5	Not Acceptable
ERA	1st/2017	2/27/17	RAD-108	Water	pCi/L	Gross Alpha	69.6	52.3	27.3 - 65.5	Not Acceptable
ERA	1st/2017	2/27/17	RAD-108	Water	pCi/L	Gross Beta	37.6	41.6	27.7 - 49.0	Acceptable
ERA	1st/2017	2/27/17	RAD-108	Water	pCi/L	Radium-226	12.3	12.7	9.48 - 14.7	Acceptable
ERA	1st/2017	2/27/17	RAD-108	Water	pCi/L	Radium-226	13.1	12.7	9.48 - 14.7	Acceptable
ERA	1st/2017	2/27/17	RAD-108	Water	pCi/L	Radium-226	14.2	12.7	9.48 - 14.7	Acceptable
ERA	1st/2017	2/27/17	RAD-108	Water	pCi/L	Radium-228	6.31	6.2	3.83 - 8.08	Acceptable
ERA	1st/2017	2/27/17	RAD-108	Water	pCi/L	Radium-228	6.36	6.2	3.83 - 8.08	Acceptable
ERA	1st/2017	2/27/17	RAD-108	Water	pCi/L	Uranium (Nat)	12.2	12.6	9.91 - 14.4	Acceptable
ERA	1st/2017	2/27/17	RAD-108	Water	µg/L	Uranium (Nat) mass	19.7	18.4	14.5 - 21.1	Acceptable
ERA	1st/2017	2/27/17	RAD-108	Water	µg/L	Uranium (Nat) mass	18.9	18.4	14.5 - 21.1	Acceptable
ERA	1st/2017	2/27/17	RAD-108	Water	pCi/L	Tritium	11300	12500	10900 - 13800	Acceptable
ERA	1st/2017	2/27/17	RAD-108	Water	pCi/L	Tritium	11600	12500	10900 - 13800	Acceptable
ERA	1st/2017	2/27/17	RAD-108	Water	pCi/L	Strontium-89	60.2	55.5	44.3 - 63.2	Acceptable
ERA	1st/2017	2/27/17	RAD-108	Water	pCi/L	Strontium-89	54.5	55.5	44.3 - 63.2	Acceptable
ERA	1st/2017	2/27/17	RAD-108	Water	pCi/L	Strontium-90	35.9	43.1	31.8 - 49.5	Acceptable
ERA	1st/2017	2/27/17	RAD-108	Water	pCi/L	Strontium-90	37.7	43.1	31.8 - 49.5	Acceptable
ERA	2nd/2017	05/30/17	RAD-109	Water	pCi/L	Gross Alpha	79.7	75	39.5 - 92.3	Acceptable
ERA	2nd/2017	05/30/17	RAD-109	Water	pCi/L	Gross Alpha	72.9	75	39.5 - 92.3	Acceptable
ERA	2nd/2017	05/30/17	RAD-109	Water	pCi/L	Gross Alpha	72.9	75	39.5 - 92.3	Acceptable
ERA	3rd/2017	08/28/17	RAD - 110	Water	pCi/L	Barium-133	68.8	66.3	55.2 - 72.9	Acceptable
ERA	3rd/2017	08/28/17	RAD - 110	Water	pCi/L	Cesium-134	24.7	24.4	18.7 - 27.2	Acceptable
ERA	3rd/2017	08/28/17	RAD - 110	Water	pCi/L	Cesium-137	51.7	51.6	46.4 - 59.6	Acceptable
ERA	3rd/2017	08/28/17	RAD - 110	Water	pCi/L	Cobalt-60	97	88.6	79.7 - 99.8	Acceptable
ERA	3rd/2017	08/28/17	RAD - 110	Water	pCi/L	Zinc-65	39.7	32.7	27.3 - 41.6	Acceptable
ERA	3rd/2017	08/28/17	RAD - 110	Water	pCi/L	Gross Alpha	26.3	25.7	13.0 - 34.1	Acceptable
ERA	3rd/2017	08/28/17	RAD - 110	Water	pCi/L	Gross Alpha	31.9	25.7	13.0 - 34.1	Acceptable
ERA	3rd/2017	08/28/17	RAD - 110	Water	pCi/L	Gross Beta	54.4	63	43.5 - 69.6	Acceptable
ERA	3rd/2017	08/28/17	RAD - 110	Water	pCi/L	Radium-226	1.6	1.29	1.07 - 1.95	Acceptable
ERA	3rd/2017	08/28/17	RAD - 110	Water	pCi/L	Radium-226	1.21	1.29	1.07 - 1.95	Acceptable
ERA	3rd/2017	08/28/17	RAD - 110	Water	pCi/L	Radium-228	6.49	5.66	3.45 - 7.47	Acceptable
ERA	3rd/2017	08/28/17	RAD - 110	Water	pCi/L	Radium-228	5.59	5.66	3.45 - 7.47	Acceptable
ERA	3rd/2017	08/28/17	RAD - 110	Water	pCi/L	Uranium (Nat)	65	66.7	54.3 - 73.9	Acceptable
ERA	3rd/2017	08/28/17	RAD - 110	Water	pCi/L	Uranium (Nat)	66.2	66.7	54.3 - 73.9	Acceptable
ERA	3rd/2017	08/28/17	RAD - 110	Water	µg/L	Uranium (Nat) mass	97	98.1	79.8 - 109	Acceptable
ERA	3rd/2017	08/28/17	RAD - 110	Water	µg/L	Uranium (Nat) mass	104.7	98.1	79.8 - 109	Acceptable
ERA	3rd/2017	08/28/17	RAD - 110	Water	pCi/L	Tritium	5120	5060	4340 - 5570	Acceptable
ERA	3rd/2017	08/28/17	RAD - 110	Water	pCi/L	Tritium	4620	5060	4340 - 5570	Acceptable
ERA	3rd/2017	08/28/17	RAD - 110	Water	pCi/L	Strontium-89	29.9	26.4	18.4 - 32.9	Acceptable

ERA	3rd/2017	08/28/17	RAD - 110	Water	pCi/L	Strontium-89	28.2	26.4	18.4 - 32.9	Acceptable
ERA	3rd/2017	08/28/17	RAD - 110	Water	pCi/L	Strontium-90	37.8	36	26.4 - 41.5	Acceptable
ERA	3rd/2017	08/28/17	RAD - 110	Water	pCi/L	Strontium-90	34	36	26.4 - 41.5	Acceptable
ERA	3rd/2017	08/28/17	RAD - 110	Water	pCi/L	Iodine-131	28	25.5	21.2 - 30.1	Acceptable
ERA	3rd/2017	08/28/17	RAD - 110	Water	pCi/L	Iodine-131	33	25.5	21.2 - 30.1	Not Acceptable

TABLE 5
2017 ERA PROGRAM (MRAD) PERFORMANCE EVALUATION RESULTS

PT Provider	Quarter / Year	Report Received Date	Sample Number	Sample Media	Unit	Analyte / Nuclide	GEL Value	Known value	Acceptance Range/ Ratio	Evaluation
ERA	2nd/2017	05/23/17	MRAD-26	Soil	pCi/kg	Actinium-228	1240	1240	795 - 1720	Acceptable
ERA	2nd/2017	05/23/17	MRAD-26	Soil	pCi/kg	Americium-241	480	448	262 - 582	Acceptable
ERA	2nd/2017	05/23/17	MRAD-26	Soil	pCi/kg	Bismuth-212	929	1240	330 - 1820	Acceptable
ERA	2nd/2017	05/23/17	MRAD-26	Soil	pCi/kg	Bismuth-214	2790	2750	1660 - 3960	Acceptable
ERA	2nd/2017	05/23/17	MRAD-26	Soil	pCi/kg	Cesium-134	8660	8860	5790 - 10600	Acceptable
ERA	2nd/2017	05/23/17	MRAD-26	Soil	pCi/kg	Cesium-137	8300	7500	5750 - 9650	Acceptable
ERA	2nd/2017	05/23/17	MRAD-26	Soil	pCi/kg	Cobalt-60	4620	4430	3000 - 6100	Acceptable
ERA	2nd/2017	05/23/17	MRAD-26	Soil	pCi/kg	Lead-212	1300	1240	812 - 1730	Acceptable
ERA	2nd/2017	05/23/17	MRAD-26	Soil	pCi/kg	Lead-214	3170	2890	1690 - 4310	Acceptable
ERA	2nd/2017	05/23/17	MRAD-26	Soil	pCi/kg	Manganese-54	<38.6	<1000	0.00 - 1000	Acceptable
ERA	2nd/2017	05/23/17	MRAD-26	Soil	pCi/kg	Plutonium-238	494	648	390 - 894	Acceptable
ERA	2nd/2017	05/23/17	MRAD-26	Soil	pCi/kg	Plutonium-239	442	484	316 - 669	Acceptable
ERA	2nd/2017	05/23/17	MRAD-26	Soil	pCi/kg	Potassium-40	11000	10600	7740 - 14200	Acceptable
ERA	2nd/2017	05/23/17	MRAD-26	Soil	pCi/kg	Strontium-90	6150	9150	3490 - 14500	Acceptable
ERA	2nd/2017	05/23/17	MRAD-26	Soil	pCi/kg	Thorium-234	3360	1940	614 - 3650	Acceptable
ERA	2nd/2017	05/23/17	MRAD-26	Soil	pCi/kg	Uranium-234	1820	1950	1190 - 2500	Acceptable
ERA	2nd/2017	05/23/17	MRAD-26	Soil	pCi/kg	Uranium-234	2030	1950	1190 - 2500	Acceptable
ERA	2nd/2017	05/23/17	MRAD-26	Soil	pCi/kg	Uranium-234	2410	1950	1190 - 2500	Acceptable
ERA	2nd/2017	05/23/17	MRAD-26	Soil	pCi/kg	Uranium-238	1800	1940	1200 - 2460	Acceptable
ERA	2nd/2017	05/23/17	MRAD-26	Soil	pCi/kg	Uranium-238	1970	1940	1200 - 2460	Acceptable
ERA	2nd/2017	05/23/17	MRAD-26	Soil	pCi/kg	Uranium-238	1450	1940	1200 - 2460	Acceptable
ERA	2nd/2017	05/23/17	MRAD-26	Soil	pCi/kg	Uranium-Total	3540	3980	2160 - 5250	Acceptable
ERA	2nd/2017	05/23/17	MRAD-26	Soil	pCi/kg	Uranium-Total	3750	3980	2160 - 5250	Acceptable
ERA	2nd/2017	05/23/17	MRAD-26	Soil	pCi/kg	Uranium-Total	4090	3980	2160 - 5250	Acceptable
ERA	2nd/2017	05/23/17	MRAD-26	Soil	µg/kg	Uranium-Total	3860	3980	2160 - 5250	Acceptable
ERA	2nd/2017	05/23/17	MRAD-26	Soil	µg/kg	Uranium-Total (mass)	5280	5800	3200 - 7290	Acceptable
ERA	2nd/2017	05/23/17	MRAD-26	Soil	µg/kg	Uranium-Total (mass)	5420	5800	3200 - 7290	Acceptable
ERA	2nd/2017	05/23/17	MRAD-26	Soil	µg/kg	Uranium-Total (mass)	5900	5800	3200 - 7290	Acceptable
ERA	2nd/2017	05/23/17	MRAD-26	Soil	µg/kg	Uranium-Total (mass)	4440	5800	3200 - 7290	Acceptable
ERA	2nd/2017	05/23/17	MRAD-26	Soil	pCi/kg	Zinc-65	7020	6090	4850 - 8090	Acceptable
ERA	2nd/2017	05/23/17	MRAD-26	Vegetation	pCi/kg	Americium-241	1700	1860	1140 - 2470	Acceptable
ERA	2nd/2017	05/23/17	MRAD-26	Vegetation	pCi/kg	Cesium-134	1660	1830	1180 - 2380	Acceptable
ERA	2nd/2017	05/23/17	MRAD-26	Vegetation	pCi/kg	Cesium-137	2470	2500	1810 - 3480	Acceptable
ERA	2nd/2017	05/23/17	MRAD-26	Vegetation	pCi/kg	Cobalt-60	1350	1390	959 - 1940	Acceptable
ERA	2nd/2017	05/23/17	MRAD-26	Vegetation	pCi/kg	Curium-244	629	734	360 - 1140	Acceptable
ERA	2nd/2017	05/23/17	MRAD-26	Vegetation	pCi/kg	Manganese-54	<32.2	<300	0.00 - 300	Acceptable
ERA	2nd/2017	05/23/17	MRAD-26	Vegetation	pCi/kg	Plutonium-238	2880	3250	1940 - 4450	Acceptable
ERA	2nd/2017	05/23/17	MRAD-26	Vegetation	pCi/kg	Plutonium-239	1990	2150	1320 - 2960	Acceptable
ERA	2nd/2017	05/23/17	MRAD-26	Vegetation	pCi/kg	Potassium-40	30900	30900	22300 - 43400	Acceptable
ERA	2nd/2017	05/23/17	MRAD-26	Vegetation	pCi/kg	Strontium-90	701	726	414 - 963	Acceptable
ERA	2nd/2017	05/23/17	MRAD-26	Vegetation	pCi/kg	Uranium-234	2720	3090	2030 - 3970	Acceptable
ERA	2nd/2017	05/23/17	MRAD-26	Vegetation	pCi/kg	Uranium-234	3080	3090	2030 - 3970	Acceptable

ERA	2nd/2017	05/23/17	MRAD-26	Vegetation	pCi/kg	Uranium-238	2820	3060	2040 - 3890	Acceptable
ERA	2nd/2017	05/23/17	MRAD-26	Vegetation	pCi/kg	Uranium-238	3020	3060	2040 - 3890	Acceptable
ERA	2nd/2017	05/23/17	MRAD-26	Vegetation	pCi/kg	Uranium-Total	5970	6290	4260 - 7830	Acceptable
ERA	2nd/2017	05/23/17	MRAD-26	Vegetation	pCi/kg	Uranium-Total	5690	6290	4260 - 7830	Acceptable
ERA	2nd/2017	05/23/17	MRAD-26	Vegetation	pCi/kg	Uranium-Total	6238	6290	4260 - 7830	Acceptable
ERA	2nd/2017	05/23/17	MRAD-26	Vegetation	µg/kg	Uranium-Total (mass)	8910	9250	6200 - 11700	Acceptable
ERA	2nd/2017	05/23/17	MRAD-26	Vegetation	µg/kg	Uranium-Total (mass)	8440	9250	6200 - 11700	Acceptable
ERA	2nd/2017	05/23/17	MRAD-26	Vegetation	µg/kg	Uranium-Total (mass)	9030	9250	6200 - 11700	Acceptable
ERA	2nd/2017	05/23/17	MRAD-26	Vegetation	pCi/kg	Zinc-65	907	853	615 - 1200	Acceptable
ERA	2nd/2017	05/23/17	MRAD-26	Filter	pCi/Filter	Americium-241	80.6	76.4	47.1 - 103	Acceptable
ERA	2nd/2017	05/23/17	MRAD-26	Filter	pCi/Filter	Cesium-134	1140	1100	700 - 1360	Acceptable
ERA	2nd/2017	05/23/17	MRAD-26	Filter	pCi/Filter	Cesium-137	1490	1390	1040 - 1830	Acceptable
ERA	2nd/2017	05/23/17	MRAD-26	Filter	pCi/Filter	Cobalt-60	1120	1030	797 - 1290	Acceptable
ERA	2nd/2017	05/23/17	MRAD-26	Filter	pCi/Filter	Iron-55	242	256	79.4 - 500	Acceptable
ERA	2nd/2017	05/23/17	MRAD-26	Filter	pCi/Filter	Manganese-54	<7.53	<50.0	0.00 - 50.0	Acceptable
ERA	2nd/2017	05/23/17	MRAD-26	Filter	pCi/Filter	Plutonium-238	54.1	54.3	37.2 - 71.4	Acceptable
ERA	2nd/2017	05/23/17	MRAD-26	Filter	pCi/Filter	Plutonium-239	58.2	62	44.9 - 81.0	Acceptable
ERA	2nd/2017	05/23/17	MRAD-26	Filter	pCi/Filter	Strontium-90	52.2	52.4	25.6 - 78.5	Acceptable
ERA	2nd/2017	05/23/17	MRAD-26	Filter	pCi/Filter	Uranium-234	71.1	73.1	45.3 - 110	Acceptable
ERA	2nd/2017	05/23/17	MRAD-26	Filter	pCi/Filter	Uranium-234	79	73.1	45.3 - 110	Acceptable
ERA	2nd/2017	05/23/17	MRAD-26	Filter	pCi/Filter	Uranium-238	70.7	72.4	46.8 - 100	Acceptable
ERA	2nd/2017	05/23/17	MRAD-26	Filter	pCi/Filter	Uranium-238	77.1	72.4	46.8 - 100	Acceptable
ERA	2nd/2017	05/23/17	MRAD-26	Filter	pCi/Filter	Uranium-Total	154	149	82.5 - 227	Acceptable
ERA	2nd/2017	05/23/17	MRAD-26	Filter	pCi/Filter	Uranium-Total	145	149	82.5 - 227	Acceptable
ERA	2nd/2017	05/23/17	MRAD-26	Filter	pCi/Filter	Uranium-Total	159.5	149	82.5 - 227	Acceptable
ERA	2nd/2017	05/23/17	MRAD-26	Filter	µg/Filter	Uranium-Total (mass)	230	217	139 - 306	Acceptable
ERA	2nd/2017	05/23/17	MRAD-26	Filter	µg/Filter	Uranium-Total (mass)	212	217	139 - 306	Acceptable
ERA	2nd/2017	05/23/17	MRAD-26	Filter	µg/Filter	Uranium-Total (mass)	231	217	139 - 306	Acceptable
ERA	2nd/2017	05/23/17	MRAD-26	Filter	pCi/Filter	Zinc-65	1160	984	705 - 1360	Acceptable
ERA	2nd/2017	05/23/17	MRAD-26	Filter	pCi/Filter	Gross Alpha	112	85.5	28.6 - 133	Acceptable
ERA	2nd/2017	05/23/17	MRAD-26	Filter	pCi/Filter	Gross Beta	54.9	45.2	28.6 - 65.9	Acceptable
ERA	2nd/2017	05/23/17	MRAD-26	Water	pCi/L	Americium-241	150	140	94.3 - 188	Acceptable
ERA	2nd/2017	05/23/17	MRAD-26	Water	pCi/L	Cesium-134	2380	2510	1840 - 2880	Acceptable
ERA	2nd/2017	05/23/17	MRAD-26	Water	pCi/L	Cesium-137	1480	1400	1190 - 1680	Acceptable
ERA	2nd/2017	05/23/17	MRAD-26	Water	pCi/L	Cobalt-60	2570	2540	2210 - 2970	Acceptable
ERA	2nd/2017	05/23/17	MRAD-26	Water	pCi/L	Iron-55	923	984	587 - 1340	Acceptable
ERA	2nd/2017	05/23/17	MRAD-26	Water	pCi/L	Manganese-54	<6.36	<100	0.00 - 100	Acceptable
ERA	2nd/2017	05/23/17	MRAD-26	Water	pCi/L	Plutonium-238	108	128	94.7 - 159	Acceptable
ERA	2nd/2017	05/23/17	MRAD-26	Water	pCi/L	Plutonium-239	73.3	85.8	66.6 - 108	Acceptable
ERA	2nd/2017	05/23/17	MRAD-26	Water	pCi/L	Strontium-90	685	714	465 - 944	Acceptable
ERA	2nd/2017	05/23/17	MRAD-26	Water	pCi/L	Uranium-234	82.1	90.3	67.8 - 116	Acceptable
ERA	2nd/2017	05/23/17	MRAD-26	Water	pCi/L	Uranium-234	92	90.3	67.8 - 116	Acceptable
ERA	2nd/2017	05/23/17	MRAD-26	Water	pCi/L	Uranium-234	87.1	90.3	67.8 - 116	Acceptable
ERA	2nd/2017	05/23/17	MRAD-26	Water	pCi/L	Uranium-238	86.7	89.5	68.2 - 110	Acceptable
ERA	2nd/2017	05/23/17	MRAD-26	Water	pCi/L	Uranium-238	84.1	89.5	68.2 - 110	Acceptable
ERA	2nd/2017	05/23/17	MRAD-26	Water	pCi/L	Uranium-238	98	89.5	68.2 - 110	Acceptable
ERA	2nd/2017	05/23/17	MRAD-26	Water	pCi/L	Uranium-Total	181	184	135 - 238	Acceptable
ERA	2nd/2017	05/23/17	MRAD-26	Water	pCi/L	Uranium-Total	173	184	135 - 238	Acceptable
ERA	2nd/2017	05/23/17	MRAD-26	Water	pCi/L	Uranium-Total	180	184	135 - 238	Acceptable
ERA	2nd/2017	05/23/17	MRAD-26	Water	pCi/L	Uranium-Total	185	184	135 - 238	Acceptable

ERA	2nd/2017	05/23/17	MRAD-26	Water	µg/L	Uranium-Total (mass)	270	268	214 - 324	Acceptable
ERA	2nd/2017	05/23/17	MRAD-26	Water	µg/L	Uranium-Total (mass)	260	268	214 - 324	Acceptable
ERA	2nd/2017	05/23/17	MRAD-26	Water	µg/L	Uranium-Total (mass)	252	268	214 - 324	Acceptable
ERA	2nd/2017	05/23/17	MRAD-26	Water	µg/L	Uranium-Total (mass)	276	268	214 - 324	Acceptable
ERA	2nd/2017	05/23/17	MRAD-26	Water	pCi/L	Zinc-65	2160	1960	1630 - 2470	Acceptable
ERA	2nd/2017	05/23/17	MRAD-26	Water	pCi/L	Gross Alpha	125	89.5	31.8 - 139	Acceptable
ERA	2nd/2017	05/23/17	MRAD-26	Water	pCi/L	Gross Beta	59.6	61	34.9 - 90.4	Acceptable
ERA	2nd/2017	05/23/17	MRAD-26	Water	pCi/L	Tritium	18900	19400	13000 - 27700	Acceptable
ERA	4th/2017	11/17/17	MRAD-27	Soil	pCi/kg	Actinium-228	1200	1240	795 - 1720	Acceptable
ERA	4th/2017	11/17/17	MRAD-27	Soil	pCi/kg	Americium-241	1180	1140	667 - 1480	Acceptable
ERA	4th/2017	11/17/17	MRAD-27	Soil	pCi/kg	Bismuth-212	1600	1240	330 - 1820	Acceptable
ERA	4th/2017	11/17/17	MRAD-27	Soil	pCi/kg	Bismuth-214	1460	1890	1140 - 2720	Acceptable
ERA	4th/2017	11/17/17	MRAD-27	Soil	pCi/kg	Cesium-134	5770	6320	4130 - 7590	Acceptable
ERA	4th/2017	11/17/17	MRAD-27	Soil	pCi/kg	Cesium-137	3940	3830	2930 - 4930	Acceptable
ERA	4th/2017	11/17/17	MRAD-27	Soil	pCi/kg	Cobalt-60	4110	4130	2790 - 5690	Acceptable
ERA	4th/2017	11/17/17	MRAD-27	Soil	pCi/kg	Lead-212	1270	1240	812 - 1730	Acceptable
ERA	4th/2017	11/17/17	MRAD-27	Soil	pCi/kg	Lead-214	1720	1980	1160 - 2950	Acceptable
ERA	4th/2017	11/17/17	MRAD-27	Soil	pCi/kg	Manganese-54	<29.2	<1000	<1000	Acceptable
ERA	4th/2017	11/17/17	MRAD-27	Soil	pCi/kg	Plutonium-238	508	615	370 - 849	Acceptable
ERA	4th/2017	11/17/17	MRAD-27	Soil	pCi/kg	Plutonium-239	578	506	331 - 699	Acceptable
ERA	4th/2017	11/17/17	MRAD-27	Soil	pCi/kg	Potassium-40	10600	10600	7740 - 14200	Acceptable
ERA	4th/2017	11/17/17	MRAD-27	Soil	pCi/kg	Strontium-90	2530	3460	1320 - 5470	Acceptable
ERA	4th/2017	11/17/17	MRAD-27	Soil	pCi/kg	Thorium-234	4160	3690	1170 - 6940	Acceptable
ERA	4th/2017	11/17/17	MRAD-27	Soil	pCi/kg	Uranium-234	4310	3720	2270 - 4770	Acceptable
ERA	4th/2017	11/17/17	MRAD-27	Soil	pCi/kg	Uranium-234	3350	3720	2270 - 4770	Acceptable
ERA	4th/2017	11/17/17	MRAD-27	Soil	pCi/kg	Uranium-234	3400	3720	2270 - 4770	Acceptable
ERA	4th/2017	11/17/17	MRAD-27	Soil	pCi/kg	Uranium-238	3590	3690	2280 - 4680	Acceptable
ERA	4th/2017	11/17/17	MRAD-27	Soil	pCi/kg	Uranium-238	4380	3690	2280 - 4680	Acceptable
ERA	4th/2017	11/17/17	MRAD-27	Soil	pCi/kg	Uranium-238	3260	3690	2280 - 4680	Acceptable
ERA	4th/2017	11/17/17	MRAD-27	Soil	pCi/kg	Uranium-Total	7732	7580	4110 - 10000	Acceptable
ERA	4th/2017	11/17/17	MRAD-27	Soil	pCi/kg	Uranium-Total	7190	7580	4110 - 10000	Acceptable
ERA	4th/2017	11/17/17	MRAD-27	Soil	pCi/kg	Uranium-Total	7780	7580	4110 - 10000	Acceptable
ERA	4th/2017	11/17/17	MRAD-27	Soil	pCi/kg	Uranium-Total	8090	7580	4110 - 10000	Acceptable
ERA	4th/2017	11/17/17	MRAD-27	Soil	µg/kg	Uranium-Total (mass)	12100	11100	6120 - 14000	Acceptable
ERA	4th/2017	11/17/17	MRAD-27	Soil	µg/kg	Uranium-Total (mass)	10800	11100	6120 - 14000	Acceptable
ERA	4th/2017	11/17/17	MRAD-27	Soil	µg/kg	Uranium-Total (mass)	12200	11100	6120 - 14000	Acceptable
ERA	4th/2017	11/17/17	MRAD-27	Soil	µg/kg	Uranium-Total (mass)	9770	11100	6120 - 14000	Acceptable
ERA	4th/2017	11/17/17	MRAD-27	Soil	pCi/kg	Zinc-65	7380	6660	5300 - 8850	Acceptable
ERA	4th/2017	11/17/17	MRAD-27	Vegetation	pCi/kg	Americium-241	681	670	410 - 891	Acceptable
ERA	4th/2017	11/17/17	MRAD-27	Vegetation	pCi/kg	Cesium-134	1530	1670	1070 - 2170	Acceptable
ERA	4th/2017	11/17/17	MRAD-27	Vegetation	pCi/kg	Cesium-137	1890	1840	1330 - 2560	Acceptable
ERA	4th/2017	11/17/17	MRAD-27	Vegetation	pCi/kg	Cobalt-60	2320	2180	1500 - 3050	Acceptable
ERA	4th/2017	11/17/17	MRAD-27	Vegetation	pCi/kg	Curium-244	2380	2790	1370 - 4350	Acceptable
ERA	4th/2017	11/17/17	MRAD-27	Vegetation	pCi/kg	Manganese-54	<36.1	<300	<300	Acceptable
ERA	4th/2017	11/17/17	MRAD-27	Vegetation	pCi/kg	Plutonium-238	3340	4180	2490 - 5720	Acceptable
ERA	4th/2017	11/17/17	MRAD-27	Vegetation	pCi/kg	Plutonium-239	950	1060	651 - 1460	Acceptable
ERA	4th/2017	11/17/17	MRAD-27	Vegetation	pCi/kg	Potassium-40	34900	30900	22300 - 43400	Acceptable
ERA	4th/2017	11/17/17	MRAD-27	Vegetation	pCi/kg	Strontium-90	2580	2650	1510 - 3510	Acceptable
ERA	4th/2017	11/17/17	MRAD-27	Vegetation	pCi/kg	Uranium-234	985	995	654 - 1280	Acceptable

ERA	4th/2017	11/17/17	MRAD-27	Vegetation	pCi/kg	Uranium-234	1100	995	654 - 1280	Acceptable
ERA	4th/2017	11/17/17	MRAD-27	Vegetation	pCi/kg	Uranium-238	1040	987	659 - 1250	Acceptable
ERA	4th/2017	11/17/17	MRAD-27	Vegetation	pCi/kg	Uranium-238	821	987	659 - 1250	Acceptable
ERA	4th/2017	11/17/17	MRAD-27	Vegetation	pCi/kg	Uranium-Total	2320	2030	1380 - 2530	Acceptable
ERA	4th/2017	11/17/17	MRAD-27	Vegetation	pCi/kg	Uranium-Total	1845	2030	1380 - 2530	Acceptable
ERA	4th/2017	11/17/17	MRAD-27	Vegetation	pCi/kg	Uranium-Total	2390	2030	1380 - 2530	Acceptable
ERA	4th/2017	11/17/17	MRAD-27	Vegetation	µg/kg	Uranium-Total (mass)	3200	2980	2000 - 3780	Acceptable
ERA	4th/2017	11/17/17	MRAD-27	Vegetation	µg/kg	Uranium-Total (mass)	2460	2980	2000 - 3780	Acceptable
ERA	4th/2017	11/17/17	MRAD-27	Vegetation	µg/kg	Uranium-Total (mass)	3460	2980	2000 - 3780	Acceptable
ERA	4th/2017	11/17/17	MRAD-27	Vegetation	pCi/kg	Zinc-65	1670	1400	1010 - 1970	Acceptable
ERA	4th/2017	11/17/17	MRAD-27	Filter	pCi/Filter	Americium-241	15.4	14.9	9.18 - 20.2	Acceptable
ERA	4th/2017	11/17/17	MRAD-27	Filter	pCi/Filter	Cesium-134	1410	1440	916 - 1790	Acceptable
ERA	4th/2017	11/17/17	MRAD-27	Filter	pCi/Filter	Cesium-137	1010	954	717 - 1250	Acceptable
ERA	4th/2017	11/17/17	MRAD-27	Filter	pCi/Filter	Cobalt-60	296	271	210 - 339	Acceptable
ERA	4th/2017	11/17/17	MRAD-27	Filter	pCi/Filter	Iron-55	1010	1080	335 - 2110	Acceptable
ERA	4th/2017	11/17/17	MRAD-27	Filter	pCi/Filter	Manganese-54	<3.18	<50.0	<50.0	Acceptable
ERA	4th/2017	11/17/17	MRAD-27	Filter	pCi/Filter	Plutonium-238	61.8	63.9	43.8 - 84.0	Acceptable
ERA	4th/2017	11/17/17	MRAD-27	Filter	pCi/Filter	Plutonium-239	40.2	44.4	32.1 - 58.0	Acceptable
ERA	4th/2017	11/17/17	MRAD-27	Filter	pCi/Filter	Strontium-90	115	121	59.1 - 181	Acceptable
ERA	4th/2017	11/17/17	MRAD-27	Filter	pCi/Filter	Uranium-234	42.8	41.5	25.7 - 62.6	Acceptable
ERA	4th/2017	11/17/17	MRAD-27	Filter	pCi/Filter	Uranium-234	38.5	41.5	25.7 - 62.6	Acceptable
ERA	4th/2017	11/17/17	MRAD-27	Filter	pCi/Filter	Uranium-238	41.1	41.2	26.6 - 57.0	Acceptable
ERA	4th/2017	11/17/17	MRAD-27	Filter	pCi/Filter	Uranium-238	37.5	41.2	26.6 - 57.0	Acceptable
ERA	4th/2017	11/17/17	MRAD-27	Filter	pCi/Filter	Uranium-Total	82	84.6	46.8 - 129	Acceptable
ERA	4th/2017	11/17/17	MRAD-27	Filter	pCi/Filter	Uranium-Total	86.7	84.6	46.8 - 129	Acceptable
ERA	4th/2017	11/17/17	MRAD-27	Filter	pCi/Filter	Uranium-Total	83	84.6	46.8 - 129	Acceptable
ERA	4th/2017	11/17/17	MRAD-27	Filter	µg/Filter	Uranium-Total (mass)	129	123	78.7 - 173	Acceptable
ERA	4th/2017	11/17/17	MRAD-27	Filter	µg/Filter	Uranium-Total (mass)	124	123	78.7 - 173	Acceptable
ERA	4th/2017	11/17/17	MRAD-27	Filter	µg/Filter	Uranium-Total (mass)	113	123	78.7 - 173	Acceptable
ERA	4th/2017	11/17/17	MRAD-27	Filter	pCi/Filter	Zinc-65	146	123	88.1 - 170	Acceptable
ERA	4th/2017	11/17/17	MRAD-27	Filter	pCi/Filter	Gross Alpha	60	50.1	16.8 - 77.8	Acceptable
ERA	4th/2017	11/17/17	MRAD-27	Filter	pCi/Filter	Gross Beta	68.3	61.8	39.1 - 90.1	Acceptable
ERA	4th/2017	11/17/17	MRAD-27	Water	pCi/L	Americium-241	176	158	106 - 212	Acceptable
ERA	4th/2017	11/17/17	MRAD-27	Water	pCi/L	Cesium-134	1340	1400	1030 - 1610	Acceptable
ERA	4th/2017	11/17/17	MRAD-27	Water	pCi/L	Cesium-137	390	378	321 - 453	Acceptable
ERA	4th/2017	11/17/17	MRAD-27	Water	pCi/L	Cobalt-60	1990	1830	1590 - 2140	Acceptable
ERA	4th/2017	11/17/17	MRAD-27	Water	pCi/L	Iron-55	1550	1640	978 - 2230	Acceptable
ERA	4th/2017	11/17/17	MRAD-27	Water	pCi/L	Manganese-54	<9.38	<100	<100	Acceptable
ERA	4th/2017	11/17/17	MRAD-27	Water	pCi/L	Plutonium-238	136	158	117 - 197	Acceptable
ERA	4th/2017	11/17/17	MRAD-27	Water	pCi/L	Plutonium-239	114	134	104 - 169	Acceptable
ERA	4th/2017	11/17/17	MRAD-27	Water	pCi/L	Strontium-90	218	222	145 - 293	Acceptable
ERA	4th/2017	11/17/17	MRAD-27	Water	pCi/L	Uranium-234	163	160	120 - 206	Acceptable
ERA	4th/2017	11/17/17	MRAD-27	Water	pCi/L	Uranium-234	153	160	120 - 206	Acceptable
ERA	4th/2017	11/17/17	MRAD-27	Water	pCi/L	Uranium-234	157	160	120 - 206	Acceptable
ERA	4th/2017	11/17/17	MRAD-27	Water	pCi/L	Uranium-238	169	158	120 - 194	Acceptable
ERA	4th/2017	11/17/17	MRAD-27	Water	pCi/L	Uranium-238	136	158	120 - 194	Acceptable
ERA	4th/2017	11/17/17	MRAD-27	Water	pCi/L	Uranium-Total	306	325	239 - 420	Acceptable
ERA	4th/2017	11/17/17	MRAD-27	Water	pCi/L	Uranium-Total	310	325	239 - 420	Acceptable
ERA	4th/2017	11/17/17	MRAD-27	Water	pCi/L	Uranium-Total	343	325	239 - 420	Acceptable

ERA	4th/2017	11/17/17	MRAD-27	Water	µg/L	Uranium-Total (mass)	510	474	378 - 573	Acceptable
ERA	4th/2017	11/17/17	MRAD-27	Water	µg/L	Uranium-Total (mass)	463	474	378 - 573	Acceptable
ERA	4th/2017	11/17/17	MRAD-27	Water	µg/L	Uranium-Total (mass)	407	474	378 - 573	Acceptable
ERA	4th/2017	11/17/17	MRAD-27	Water	pCi/L	Zinc-65	2090	1750	1460 - 2210	Acceptable
ERA	4th/2017	11/17/17	MRAD-27	Water	pCi/L	Gross Alpha	109	113	40.1 - 175	Acceptable
ERA	4th/2017	11/17/17	MRAD-27	Water	pCi/L	Gross Beta	127	130	74.4 - 193	Acceptable
ERA	4th/2017	11/17/17	MRAD-27	Water	pCi/L	Tritium	21100	22500	15100 - 32100	Acceptable

FIGURE 1

COBALT-60 PERFORMANCE EVALUATION RESULTS AND % BIAS

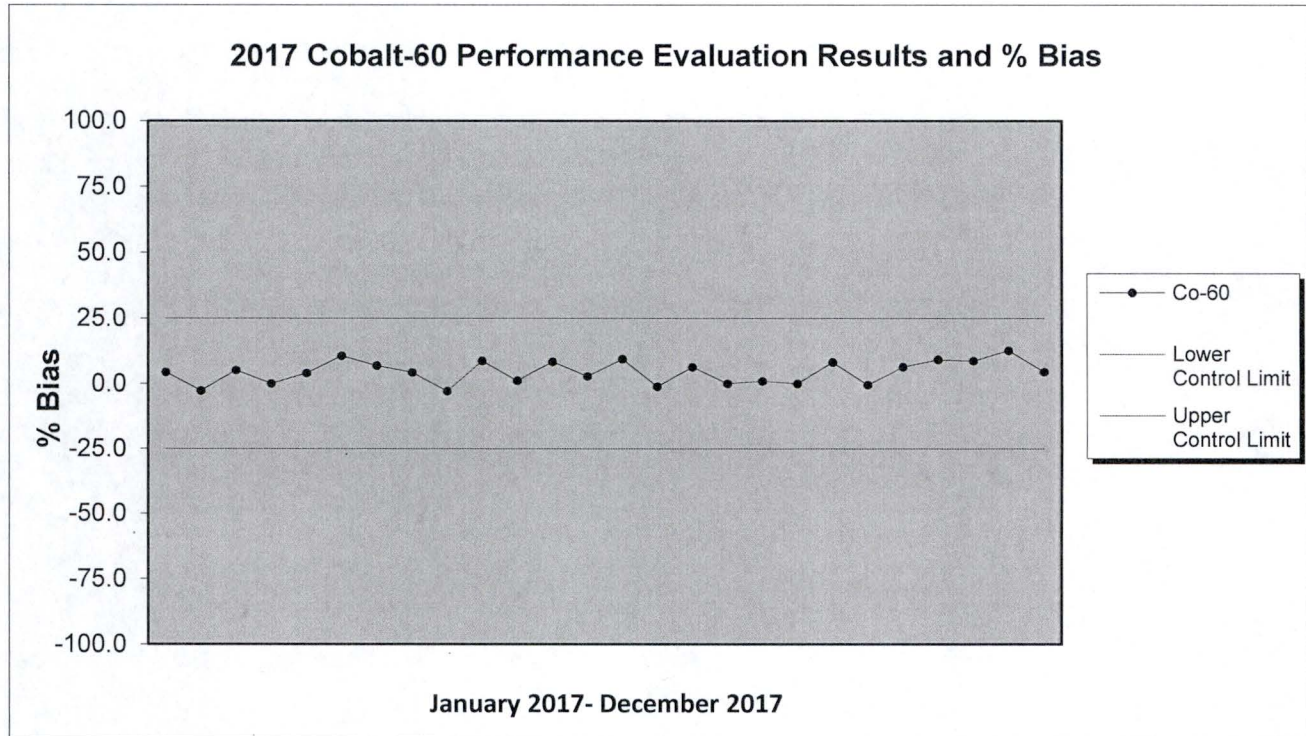


FIGURE 2

CESIUM-137 PERFORMANCE EVALUATION RESULTS AND % BIAS

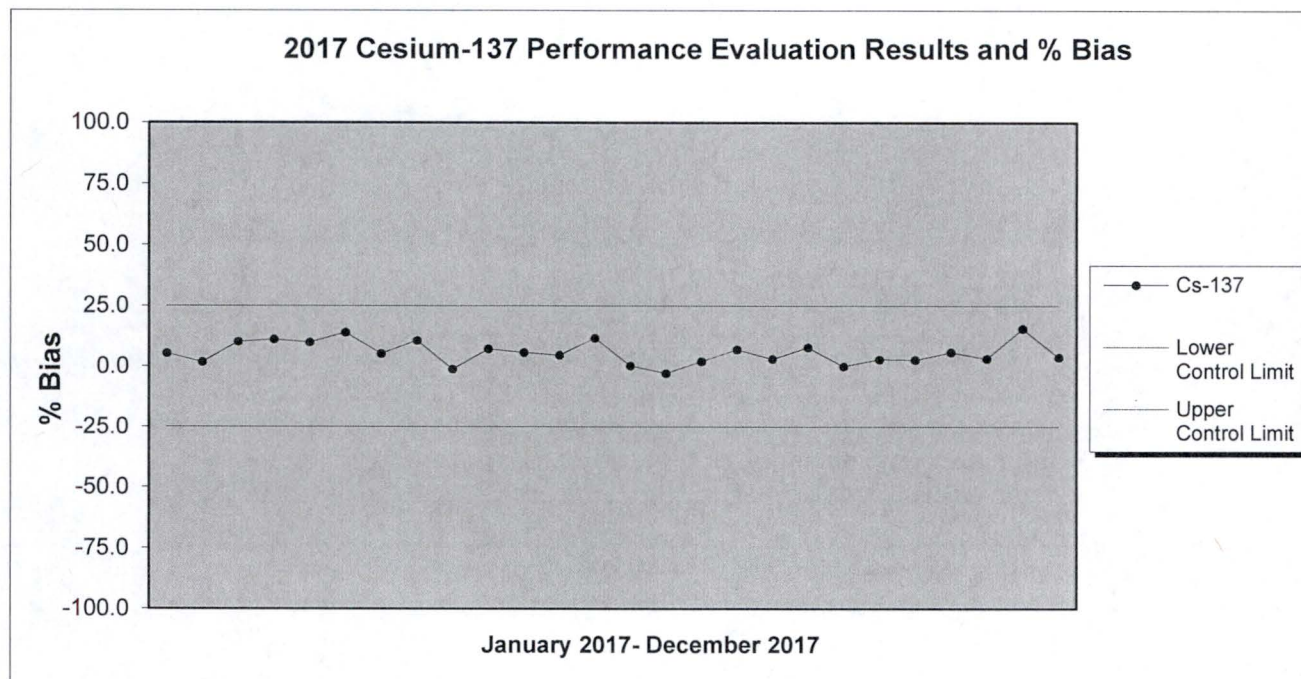


FIGURE 3

TRITIUM PERFORMANCE EVALUATION RESULTS AND % BIAS

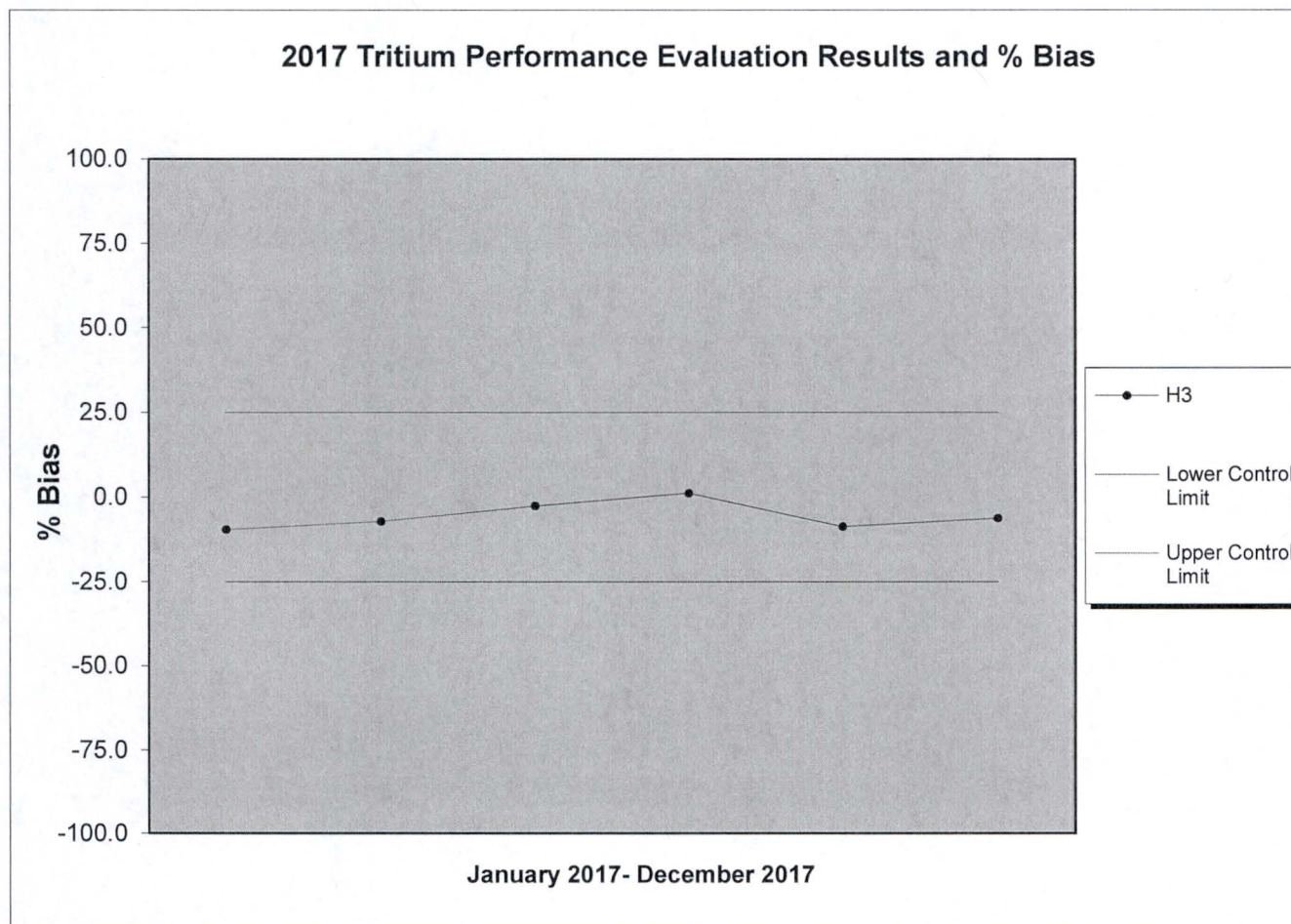


FIGURE 4

STRONTIUM-90 PERFORMANCE EVALUATION RESULTS AND % BIAS

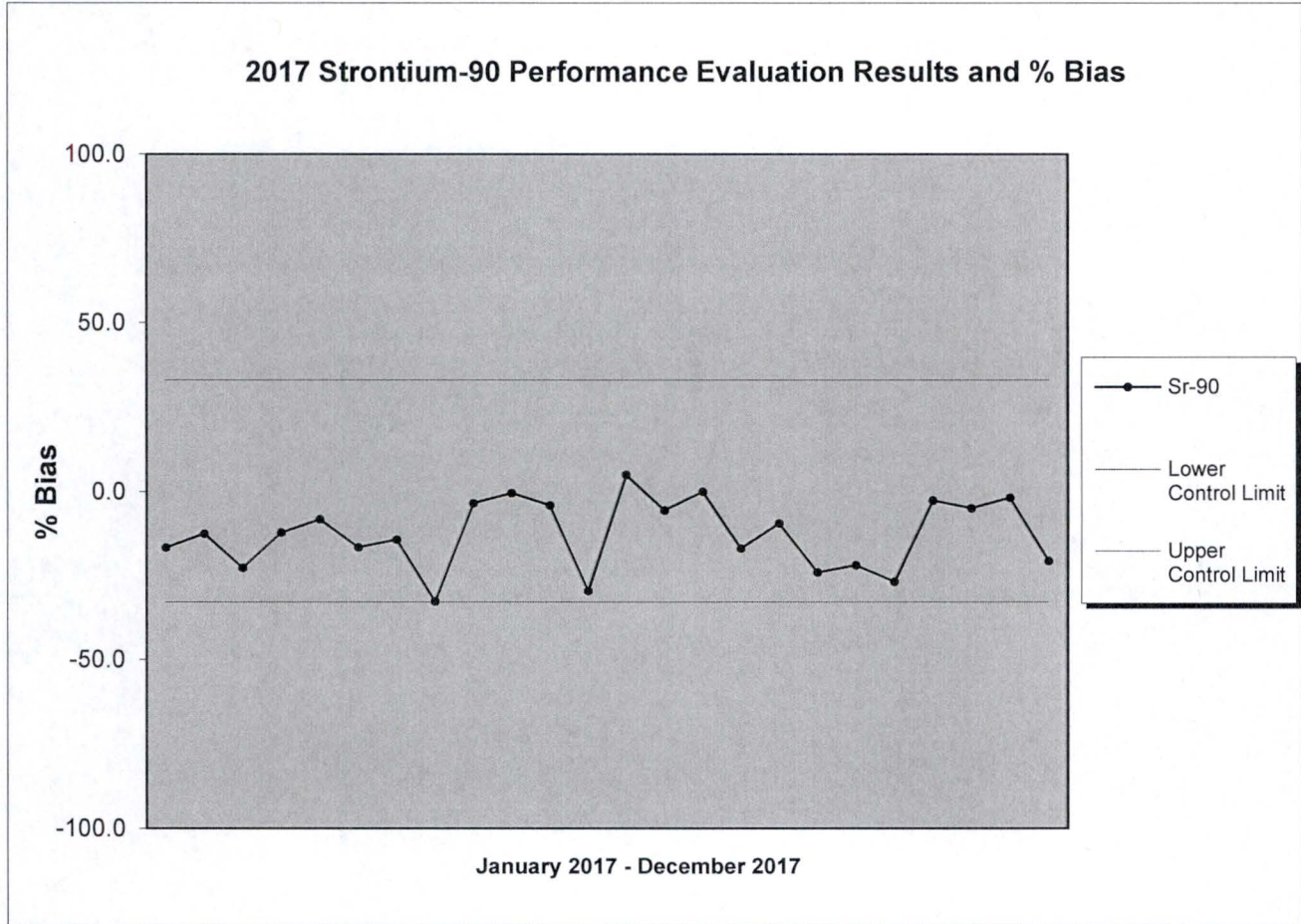


FIGURE 5

GROSS ALPHA PERFORMANCE EVALUATION RESULTS AND % BIAS

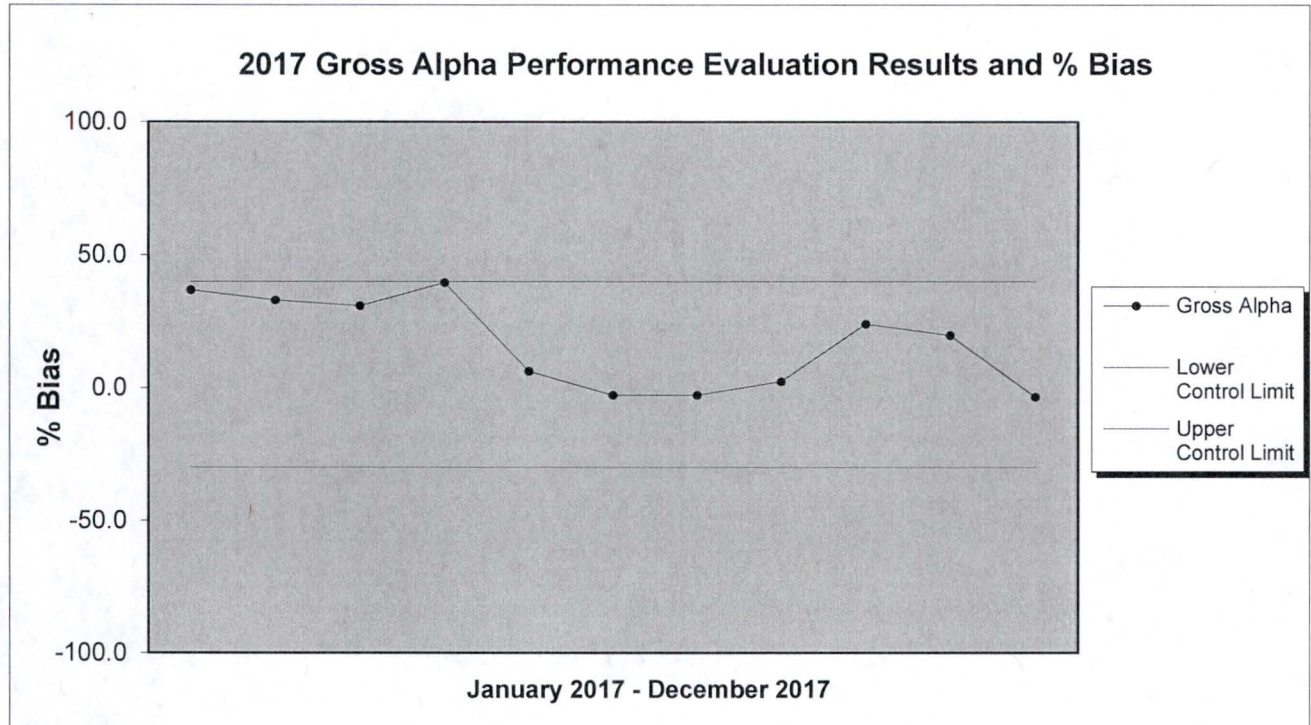


FIGURE 6

GROSS BETA PERFORMANCE EVALUATION RESULTS AND % BIAS

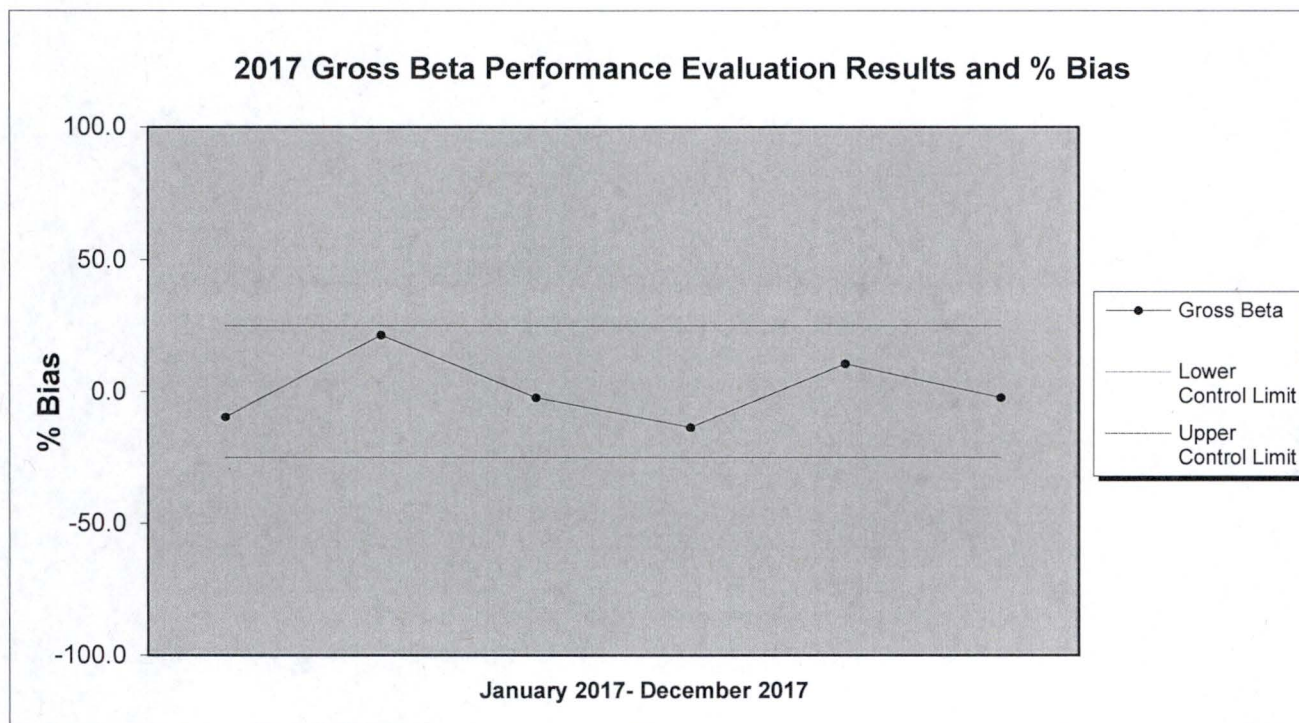


FIGURE 7

IODINE-131 PERFORMANCE EVALUATION RESULTS AND % BIAS

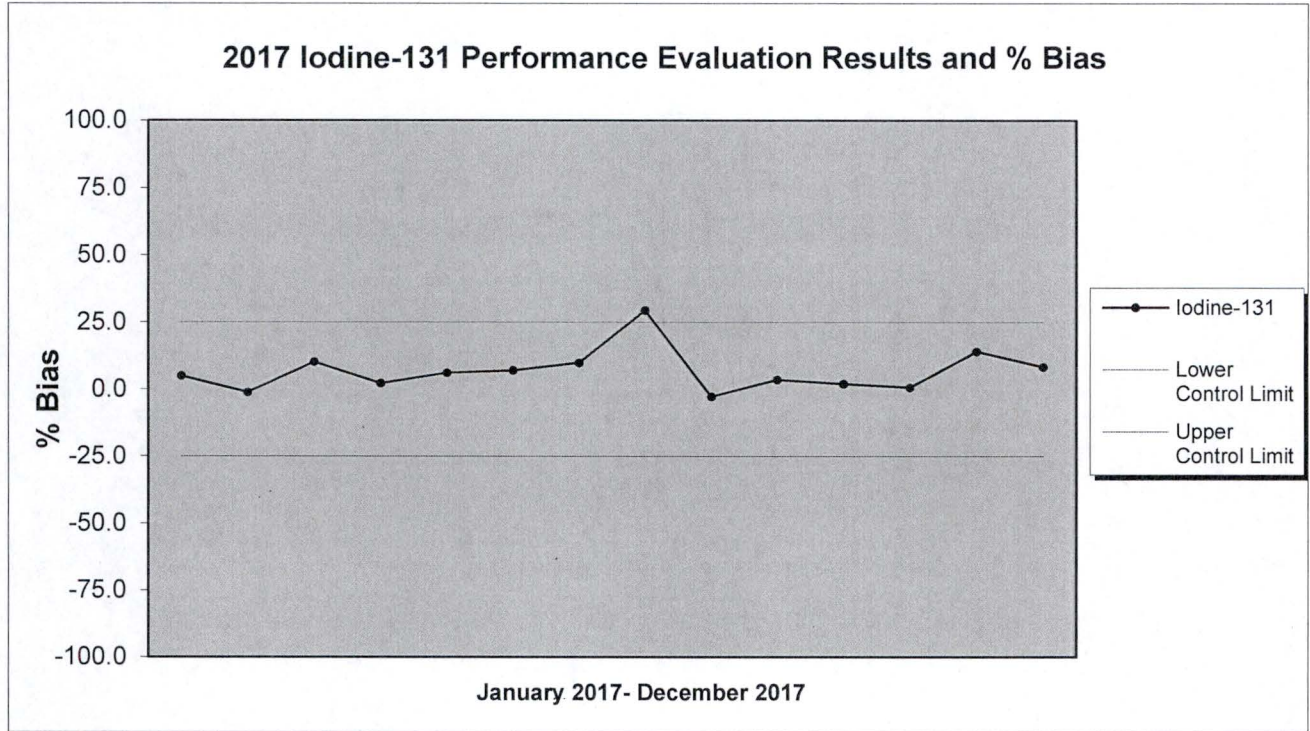


FIGURE 8

AMERICIUM-241 PERFORMANCE EVALUATION RESULTS AND % BIAS

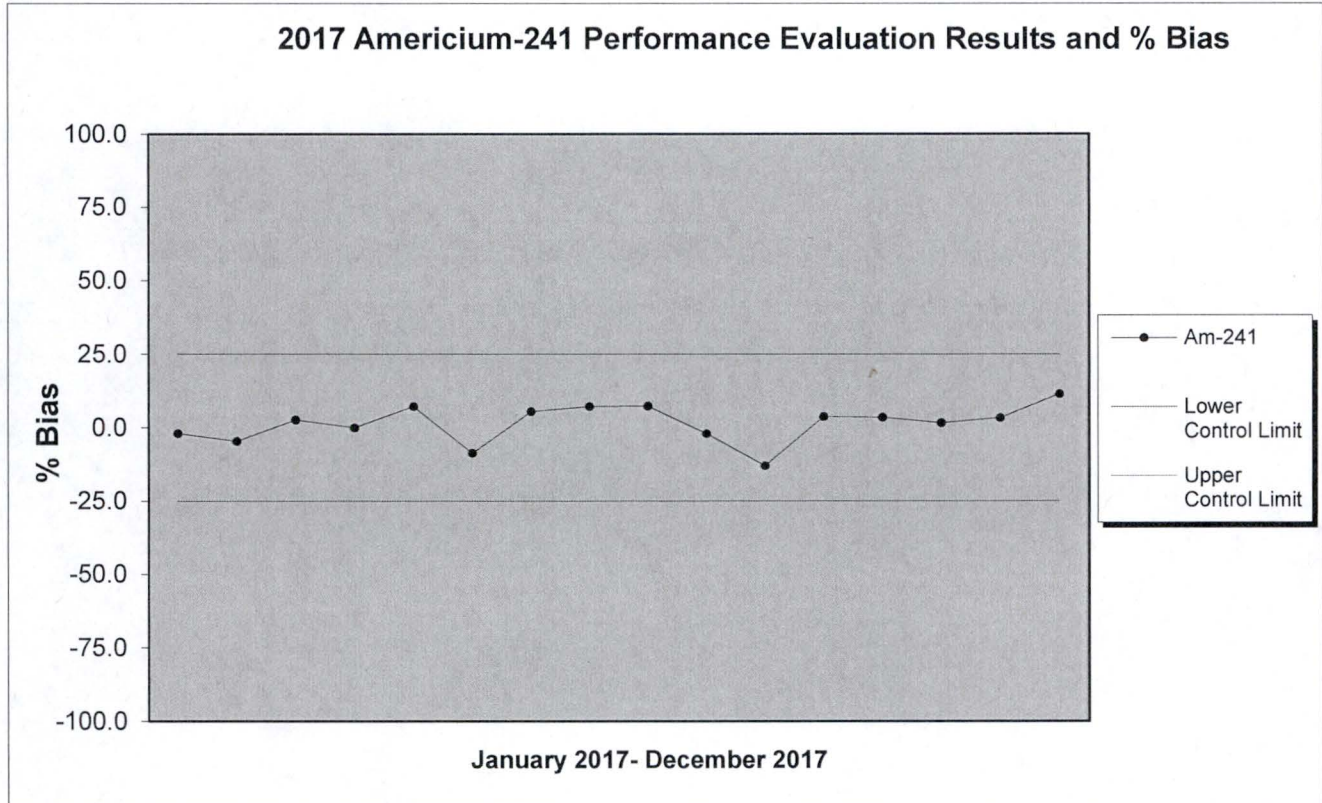


FIGURE 9

PLUTONIUM-238 PERFORMANCE EVALUATION RESULTS AND % BIAS

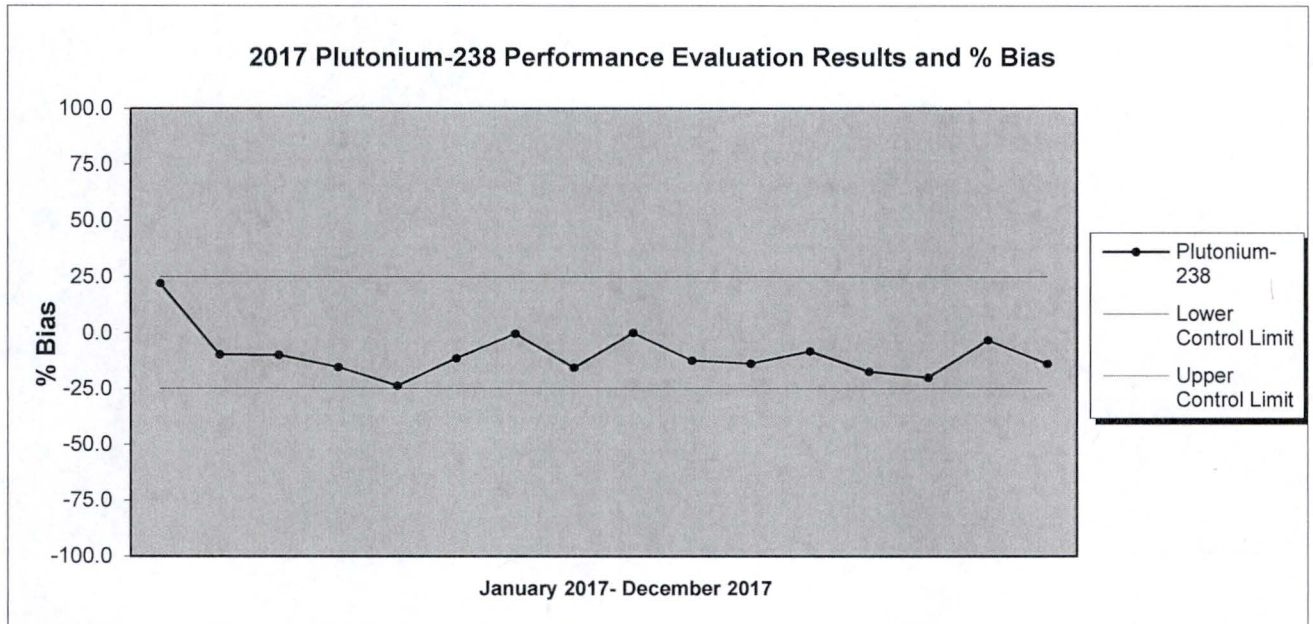


TABLE 6
REMP INTRA-LABORATORY DATA SUMMARY: BIAS AND PRECISION BY MATRIX

2017 Total All REMP Intra-Laboratory Data	Bias Criteria (+ / - 25%)		Precision Criteria (Note 1)	
	WITHIN CRITERIA	OUTSIDE CRITERIA	WITHIN CRITERIA	OUTSIDE CRITERIA
MILK				
Gamma Iodine-131	11	0	105	0
Gas Flow Sr 2nd count	33	0	35	0
Gas Flow Total Strontium	17	0	18	0
Gamma Spec Liquid RAD A-013 with Ba, La	31	0	85	0
SOLID				
Gamma Spec Solid RAD A-013	14	0	23	0
LSC Nickel 63	3	0	3	0
Gas Flow Sr 2nd count	6	0	7	0
Gas Flow Total Strontium	3	0	5	0
Gamma Spec Solid RAD A-013 with Ba, La	3	0	9	0
Gamma Spec Solid RAD A-013 with Iodine	9	0	9	0
FILTER				
Gamma Spec Filter RAD A-013	3	0	3	0
Gas Flow Sr 2nd Count	5	0	5	0
Gross A & B	381	0	311	0
Gas Flow Sr-90	1	0	1	0
Gamma Spec Filter	33	0	51	0
LIQUID				
Alpha Spec Uranium	4	0	6	0
Tritium	183	0	214	0
LSC Iron-55	7	0	7	0
LSC Nickel 63	7	0	7	0
Gamma Spec Liquid RAD A-013	2	0	2	0
Gamma Iodine-131	25	0	24	0
Alpha Spec Plutonium	6	0	6	0
Gas Flow Sr 2nd count	3	0	3	0
Alpha Spec Am241 Curium	8	0	8	0
Gas Flow Total Strontium	17	0	15	0
Gross Alpha Non Vol Beta	29	0	50	0
Gamma Spec Liquid RAD A-013 with Ba, La	66	0	146	0
Gamma Spec Liquid RAD A-013 with Iodine	24	0	67	0
TISSUE				
Gamma Spec Solid RAD A-013	35	0	35	0
Gas Flow Sr 2nd count	8	0	8	0
Gas Flow Total Strontium	7	0	7	0
Gamma Spec Solid RAD A-013 with Iodine	10	0	11	0
SEA WATER				
LSC Iron-55	8	0	8	0

LSC Nickel 63	8	0	8	0
Gas Flow Total Strontium	8	0	9	0
Gross Alpha Non Vol Beta	9	0	9	0
Gamma Spec Liquid RAD A-013 with Iodine	11	0	11	0
VEGETATION				
Gamma Spec Solid RAD A-013	5	0	5	0
Gas Flow Sr 2nd count	11	0	11	0
Gamma Spec Solid RAD A-013 with Iodine	76	0	87	0
AIR CHARCOAL				
Gamma Iodine 131 RAD A-013	381	0	529	0
Carbon-14 (Ascarite/Soda Lime Filter per Liter)	26	0	26	0
DRINKING WATER				
Tritium	39	0	36	0
LSC Iron-55	15	0	15	0
LSC Nickel 63	15	0	15	0
Gamma Iodine-131	21	0	20	0
Gas Flow Sr 2nd count	11	0	11	0
Gas Flow Total Strontium	16	0	17	0
Gross Alpha Non Vol Beta	78	0	75	0
Gamma Spec Liquid RAD A-013 with Ba, La	16	0	68	0
Total	1748	0	2246	0

Note 1: The RPD must be 20 percent or less, if both samples are greater than 5 times the MDC. If both results are less than 5 times MDC, then the RPD must be equal to or less than 100%. If one result is above the MDC and the other is below the MDC, then the RPD can be calculated using the MDC for the result of the one below the MDC. The RPD must be 100% or less. In the situation where both results are above the MDC but one result is greater than 5 times the MDC and the other is less than 5 times the MDC, the RPD must be less than or equal to 20%. If both results are below MDC, then the limits on % RPD are not applicable.

TABLE 7
ALL RADIOLOGICAL INTRA-LABORATORY DATA SUMMARY:
BIAS AND PRECISION BY MATRIX:

2017 Total All Intra-Laboratory Data	Bias Criteria (+ / - 25%)		Precision Criteria (Note 1)	
	WITHIN CRITERIA	OUTSIDE CRITERIA	WITHIN CRITERIA	OUTSIDE CRITERIA
MILK				
Gamma Iodine-129	2	0	2	0
Gamma Iodine-131	11	0	105	0
Gas Flow Sr 2nd count	33	0	35	0
Gas Flow Strontium 90	6	0	6	0
Gas Flow Total Strontium	17	0	18	0
Gamma Spec Liquid RAD A-013 with Ba, La	31	0	85	0
Gamma Spec Liquid RAD A-013 with Iodine	4	0	4	0
SOLID				
Gas Flow Radium 228	89	0	101	0
Tritium	265	0	304	0
Tritium by Pyrolysis	0	0	2	0
Carbon-14	154	0	202	0
Carbon-14 by Pyrolysis	0	0	2	0
ICP-MS Tc-99 in Filter	0	0	1	0
LSC Iron-55	93	0	99	0
Alpha Spec Polonium Solid	51	0	63	0
Gamma Nickel 59 RAD A-022	81	0	94	0
LSC Chlorine-36 in Solids	2	0	2	0
Gamma Spec Ra226 RAD A-013	24	0	25	0
Gamma Spec Solid RAD A-013	910	0	1238	0
LSC Nickel 63	190	0	190	0
LSC Plutonium	180	0	191	0
Technetium-99	350	0	411	0
Gross Alpha Beta Soil Leach	4	0	7	0
ICP-MS Tc-99 Prep in Filter	0	0	1	0
ICP-MS Technetium-99 in Soil	5	0	3	0
LSC Selenium 79	9	0	15	0
Total Activity,	4	0	6	0
Tritium	44	0	45	0
Alpha Spec Am243	33	0	42	0
Gamma Iodine-129	93	0	117	0
Gross Alpha/Beta	2	0	2	0
Gas Flow Lead 210	13	0	13	0
Total Uranium KPA	10	0	16	0
Alpha Spec Uranium	394	0	510	0
LSC Promethium 147	4	0	4	0

LSC, Rapid Strontium 89 and 90	50	0	59	0
Alpha Spec Thorium	304	0	390	0
Gas Flow Radium 228	0	0	68	0
ICP-MS Uranium-233, 234 in Solid	36	0	36	0
LSC Sulfur 35	1	0	1	0
Alpha Spec Plutonium	402	0	447	0
ICP-MS Technetium-99 Prep in Soil	6	0	4	0
LSC Calcium 45	2	0	2	0
Alpha Spec Neptunium	299	0	320	0
Alpha Spec Plutonium	104	0	122	0
Alpha Spec Radium 226	43	0	62	0
Gas Flow Sr 2nd count	27	0	32	0
Gas Flow Strontium 90	216	0	218	0
Gas Flow Total Radium	1	0	1	0
Lucas Cell Radium 226	166	0	249	0
Total Activity Screen	6	0	16	0
Alpha Spec Am241 Curium	351	0	382	0
Alpha Spec Total Uranium	9	0	11	0
Gas Flow Total Strontium	96	0	101	0
ICP-MS Uranium-233, 234 Prep in Solid	34	0	34	0
ICP-MS Uranium-235, 236, 238 in Solid	44	0	35	0
Alpha Spec Polonium Solid	2	0	2	0
Gamma Spec Solid RAD A-013 with Ba, La	3	0	9	0
Gamma Spec Solid RAD A-013 with Iodine	9	0	9	0
GFC Chlorine-36 in Solids	12	0	14	0
Gamma Spec Solid RAD A-013 (pCi/Sample)	3	0	3	0
Technetium-99	1	0	1	0
Tritium	7	0	7	0
Alpha Spec Am241 (pCi/Sample)	2	0	2	0
ICP-MS Uranium-234, 235, 236, 238 in Solid	162	0	152	0
ICP-MS Uranium-235, 236, 238 Prep in Solid	35	0	40	0
Gross Alpha/Beta (Am/Cs Calibration) Solid	2	0	2	0
Alpha Spec Uranium	1	0	2	0
Gross Alpha/Beta	325	0	469	0
Alpha Spec Plutonium	2	0	3	0
Gas Flow Strontium 90	5	0	3	0
Gross Alpha/Beta (Americium Calibration) Solid	2	0	2	0
ICP-MS Uranium-234, 235, 236, 238 Prep in Solid	78	0	77	0
FILTER				
Alpha Spec Uranium	5	0	19	0
Alpha Spec Polonium	1	0	11	0
Gamma I-131, filter	4	0	4	0
LSC Plutonium Filter	76	0	94	0
Tritium	48	0	134	0
Tritium by Pyrolysis	0	0	1	0

Carbon-14	19	0	83	0
Carbon-14 by Pyrolysis	0	0	1	0
ICP-MS Tc-99 in Filter	0	0	3	0
Nickel-63	0	0	16	0
LSC Iron-55	45	0	60	0
Gamma Nickel 59 RAD A-022	53	0	62	0
Gamma Iodine 131 RAD A-013	0	0	1	0
LSC Nickel 63	56	0	64	0
Technetium-99	26	0	72	0
Gamma Spec Filter RAD A-013	118	0	174	0
ICP-MS Tc-99 Prep in Filter	0	0	3	0
LSC Selenium 79	1	0	2	0
Alphaspec Np Filter per Liter	11	0	21	0
Alphaspec Pu Filter per Liter	29	0	32	0
Gamma Iodine-125	3	0	0	0
Gamma Iodine-129	6	0	46	0
Alpha Spec Am243	7	0	13	0
Alpha Spec Radium,Filter/Liter	1	0	1	0
Gas Flow Lead 210	0	0	2	0
Total Uranium KPA	4	0	14	0
Alpha Spec Uranium	50	0	80	0
LSC Promethium 147	0	0	3	0
LSC, Rapid Strontium 89 and 90	59	0	72	0
Alpha Spec Thorium	36	0	55	0
Gas Flow Radium 228	0	0	1	0
Alpha Spec Plutonium	77	0	125	0
ICP-MS Uranium-233, 234 in Filter	0	0	4	0
Alpha Spec Neptunium	52	0	61	0
Alpha Spec Plutonium	64	0	84	0
Alpha Spec Polonium,(Filter/Liter)	0	0	2	0
Alpha Spec Radium 226	0	0	2	0
Alpha/Beta (Americium Calibration)	1	0	1	0
Gas Flow Sr 2nd Count	48	0	61	0
Gas Flow Strontium 90	56	0	82	0
LSC Plutonium 241 Filter per Liter	6	0	16	0
Lucas Cell Radium-226	1	0	2	0
Alpha Spec Am241Curium	102	0	146	0
Gas Flow Total Strontium	3	0	5	0
ICP-MS Uranium-233, 234 Prep in Filter	0	0	4	0
ICP-MS Uranium-235, 236, 238 in Filter	0	0	4	0
Total Activity in Filter,	2	0	4	0
Alphaspec Am241 Curium Filter per Liter	11	0	30	0
Tritium	82	0	93	0
GFC Chlorine-36 in Filters	2	0	2	0
Gamma Spec Filter RAD A-013 Direct Count	2	0	6	0

Carbon-14	8	0	11	0
GFC Chlorine-36 in Filters PL	2	0	3	0
Gross A & B (Americium Calibration) Liquid	0	0	21	0
Direct Count-Gross Alpha/Beta	69	0	0	0
Gross Alpha/Beta	31	0	41	0
ICP-MS Uranium-234, 235, 236, 238 in Filter	6	0	8	0
ICP-MS Uranium-235, 236, 238 Prep in Filter	0	0	4	0
Alpha Spec U	10	0	36	0
Gross A & B	420	0	358	0
LSC Iron-55	3	0	11	0
Technetium-99	10	0	17	0
Gas Flow Sr-90	8	0	16	0
LSC Nickel 63	12	0	22	0
Gas Flow Pb-210	7	0	22	0
Gas Flow Ra-228	4	0	10	0
Gamma Iodine 129	9	0	9	0
ICP-MS Uranium-234, 235, 236, 238 Prep in Filter	3	0	4	0
Gamma Spec Filter	84	0	115	0
Lucas Cell Ra-226	10	0	21	0
Alpha Spec Thorium	12	0	29	0
LIQUID				
Alpha Spec Uranium	409	0	612	0
Alpha Spec Polonium	9	0	17	0
Electrolytic Tritium	11	0	19	0
Tritium	1104	0	1179	0
Carbon-14	168	0	197	0
Plutonium	84	0	107	0
Chlorine-36 in Liquids	6	0	11	0
Iodine-131	4	0	2	0
LSC Iron-55	101	0	138	0
Gamma Nickel 59 RAD A-022	13	0	25	0
Gamma Iodine 131 RAD A-013	2	0	2	0
LSC Nickel 63	127	0	167	0
LSC Radon 222	14	0	14	0
Technetium-99	450	0	503	0
Direct Tritium	26	0	26	0
Gamma Spec Liquid RAD A-013	730	0	770	0
Alpha Spec Total U RAD A-011	25	0	29	0
LSC Selenium 79	35	0	36	0
Alpha Spec Am243	11	0	17	0
Gamma Iodine-129	122	0	143	0
Gamma Iodine-131	25	0	24	0
ICP-MS Technetium-99 in Water	11	0	29	0
Gas Flow Lead 210	22	0	24	0
Total Uranium KPA	55	0	119	0

LSC Promethium 147	17	0	18	0
LSC, Rapid Strontium 89 and 90	6	0	9	0
Alpha Spec Polonium	1	0	2	0
Alpha Spec Thorium	209	0	295	0
Gas Flow Radium 228	462	0	541	0
Gas Flow Radium 228	10	0	10	0
Alpha Spec Plutonium	311	0	421	0
LSC Sulfur 35	11	0	12	0
Alpha Spec Neptunium	135	0	196	0
Alpha Spec Plutonium	23	0	34	0
Alpha Spec Radium 226	31	0	36	0
Gas Flow Sr 2nd count	113	0	127	0
Gas Flow Strontium 90	448	0	498	0
Gas Flow Total Radium	72	0	96	0
ICP-MS Technetium-99 Prep in Water	11	0	29	0
ICP-MS Uranium-233, 234 in Liquid	6	0	7	0
LSC Calcium 45	12	0	12	0
Lucas Cell Radium 226	510	0	604	0
Lucas Cell Radium-226	7	0	10	0
Total Activity Screen	1	0	1	0
Chlorine-36 in Liquids	13	0	15	0
Alpha Spec Am241 Curium	285	0	397	0
Gas Flow Total Strontium	90	0	90	0
Gross Alpha Non Vol Beta	865	0	1072	0
LSC Phosphorus-32	3	0	8	0
ICP-MS Uranium-233, 234 Prep in Liquid	6	0	7	0
Tritium in Drinking Water by EPA 906.0	5	0	5	0
Gamma Spec Liquid RAD A-013 with Ba, La	66	0	149	0
Gamma Spec Liquid RAD A-013 with Iodine	104	0	146	0
Gas Flow Strontium 89 & 90	2	0	0	0
ICP-MS Uranium-235, 236, 238 in Liquid	11	0	9	0
Gas Flow Total Alpha Radium	4	0	2	0
Gross Alpha Co-precipitation	8	0	15	0
ICP-MS Uranium-235, 236, 238 Prep in Liquid	8	0	9	0
Gross Alpha/Beta	0	0	1	0
ICP-MS Uranium-234, 235, 236, 238 in Liquid	88	0	94	0
Gross Alpha Beta (Americium Calibration) Liquid	28	0	52	0
ICP-MS Uranium-234, 235, 236, 238 Prep in Liquid	46	0	50	0
Alpha/Beta (Americium Calibration) Drinking Water	22	0	15	0
TISSUE				
Gamma Spec Solid RAD A-013	60	0	72	0
Alpha Spec Uranium	6	0	8	0
Alpha Spec Thorium	0	0	1	0
Alpha Spec Plutonium	7	0	7	0
Alpha Spec Radium 226	0	0	1	0

Gas Flow Sr 2nd count	8	0	8	0
Gas Flow Strontium 90	12	0	13	0
Alpha Spec Am241 Curium	3	0	3	0
Gas Flow Total Strontium	7	0	7	0
Gamma Spec Solid RAD A-013 with Iodine	10	0	11	0
Gross Alpha/Beta	2	0	2	0
SEA WATER				
LSC Iron-55	8	0	8	0
LSC Nickel 63	8	0	8	0
Gas Flow Total Strontium	8	0	9	0
Gross Alpha Non Vol Beta	9	0	9	0
Gamma Spec Liquid RAD A-013 with Iodine	11	0	11	0
VEGETATION				
Carbon-14	7	0	7	0
Gamma Nickel 59 RAD A-022	1	0	1	0
Gamma Spec Solid RAD A-013	27	0	27	0
LSC Nickel 63	1	0	1	0
LSC Plutonium	1	0	1	0
Technetium-99	1	0	1	0
Tritium	7	0	7	0
Gamma Iodine-129	1	0	1	0
Gas Flow Lead 210	3	0	3	0
Total Uranium KPA	4	0	4	0
Alpha Spec Uranium	23	0	31	0
Alpha Spec Thorium	11	0	14	0
Alpha Spec Plutonium	15	0	14	0
Gas Flow Sr 2nd count	11	0	11	0
Gas Flow Strontium 90	14	0	15	0
Gas Flow Total Radium	2	0	3	0
Alpha Spec Am241 Curium	5	0	4	0
Gamma Spec Solid RAD A-013 with Iodine	76	0	87	0
Gamma Spec Solid RAD A-013 (pCi/Sample)	1	0	2	0
Alpha Spec Am241 (pCi/Sample)	1	0	2	0
ICP-MS Uranium-234, 235, 236, 238 in Solid	8	0	4	0
Alpha Spec Uranium	0	0	2	0
Gross Alpha/Beta	13	0	18	0
Alpha Spec Plutonium	0	0	2	0
Gas Flow Strontium 90	4	0	2	0
ICP-MS Uranium-234, 235, 236, 238 Prep in Solid	4	0	2	0
AIR CHARCOAL				
Gamma Iodine 131 RAD A-013	381	0	529	0
Gamma Iodine-125	1	0	0	0
Gamma Iodine-129	15	0	6	0
Alpha Spec Uranium	0	0	1	0
Alpha Spec Plutonium	0	0	1	0

Alpha Spec Am241Curium	0	0	1	0
Carbon-14	13	0	13	0
Carbon-14 (Ascarite/Soda Lime Filter per Liter)	26	0	26	0
Gamma Iodine 129	12	0	12	0
Gamma Spec Filter	12	0	12	0
DRINKING WATER				
Alpha Spec Uranium	2	0	2	0
Alpha Spec Polonium	0	0	1	0
Tritium	39	0	36	0
Iodine-131	1	0	7	0
LSC Iron-55	15	0	15	0
LSC Nickel 63	15	0	15	0
LSC Radon 222	34	0	29	0
Gamma Spec Liquid RAD A-013	25	0	26	0
Gamma Iodine-129	1	0	4	0
Gamma Iodine-131	21	0	20	0
Total Uranium KPA	2	0	4	0
Alpha Spec Thorium	2	0	2	0
Gas Flow Radium 228	33	0	39	0
Gas Flow Sr 2nd count	11	0	11	0
Gas Flow Strontium 90	10	0	18	0
Gas Flow Total Radium	1	0	1	0
LSC Calcium 45	2	0	2	0
Lucas Cell Radium 226	0	0	1	0
Lucas Cell Radium-226	48	0	48	0
Gamma Spec Drinking Water RAD A-013	4	0	20	0
Gas Flow Total Strontium	16	0	17	0
Gross Alpha Non Vol Beta	328	0	270	0
Tritium in Drinking Water by EPA 906.0	47	0	61	0
Gamma Spec Liquid RAD A-013 with Ba, La	16	0	68	0
Gas Flow Strontium 89 & 90	23	0	20	0
Gross Alpha Co-precipitation	127	0	94	0
Alpha/Beta (Americium Calibration) Drinking Water	11	0	11	0
ECLS-R-GA NJ 48 Hr Rapid Gross Alpha	1	0	1	0
Total	17140	0	21176	0

Note 1: The RPD must be 20 percent or less, if both samples are greater than 5 times the MDC. If both results are less than 5 times MDC, then the RPD must be equal to or less than 100%. If one result is above the MDC and the other is below the MDC, then the RPD can be calculated using the MDC for the result of the one below the MDC. The RPD must be 100% or less. In the situation where both results are above the MDC but one result is greater than 5 times the MDC and the other is less than 5 times the MDC, the RPD must be less than or equal to 20%. If both results are below MDC, then the limits on % RPD are not applicable.

**TABLE 8
2017 CORRECTIVE ACTION REPORT SUMMARY**

CORRECTIVE ACTION ID# & PE FAILURE	DISPOSITION
<p>CARR170227-1085</p> <p>ISO Documentation of PT Failures in RAD 108 for Gross Alpha.</p>	<p>Root Cause Analysis</p> <p>Gross Alpha EPA 00-02 and EPA 9310 After a review of the data, it was determined that an unknown error occurred during the preparation and/or analysis of these samples because all quality control criteria were met for the batch.</p> <p>The following steps were taken to prove that this positive bias was an isolated occurrence and that our overall process is within control.</p> <ol style="list-style-type: none"> 1. The batch quality control samples were reviewed and found to be compliant. The LCSs recovered at 119% (EPA 00-02) and 96.9% (EPA 900 & 9310). 2. The sample was duplicated within each batch and met criteria with RPDs of 2.52% & 3.48%. (EPA 00-02) and 0.211% and 16.4% (EPA 900.0 & 9310). 3. The LCS control charts were review for biases. None were noted. <p>Permanent Corrective/Preventive Actions or Improvements :</p> <p>The laboratory must assume unidentified random errors caused the biases because all quality control criteria were met for the batches. The sample was re-analyzed after the "Not Acceptable" rating was received and a result that fell within the acceptance range was obtained.</p>
<p>CARR170828-1125</p> <p>ISO Documentation of PT Failure in RAD 110 for I-131</p>	<p>Root Cause Analysis</p> <p>Iodine-131: After a review of the data, it was determined that an unknown error occurred during the analysis of these samples because all quality control criteria were met for the batch.</p> <p>The following steps were taken to prove that this positive bias was an isolated occurrence and that the laboratory's overall process is in control:</p> <ol style="list-style-type: none"> 1. The batch quality control samples were reviewed and found to be compliant. 2. The sample was duplicated within the batch and met criteria. The duplicate result is within the acceptance limits of the study. 3. The control charts were reviewed for biases and none were noted.

Permanent Corrective/Preventive Actions or Improvements

None needed at this time. The laboratory must assume unidentified random errors caused the biases because all quality control criteria were met for the batches.

This page intentionally left blank.

8.0 DCPP LAND USE CENSUS

This page intentionally left blank.

2017 DCPD Land Use Census

Diablo Canyon Power Plant (DCPP) was owned and operated by Pacific Gas & Electric (PG&E) Company. PG&E owned and provided environmental stewardship to approximately 14 miles of Pacific Ocean coastline and approximately 13,000 acres surrounding the 1,000 acre DCPP site boundary. The PG&E property extended roughly from Avila Beach to Montana de Oro State Park. DCPP was located approximately seven miles WNW of Avila Beach and approximately four miles SSE of Montana de Oro State Park.

DCPP Radiological Environmental Monitoring Program (REMP) personnel conducted a Land Use Census (LUC) in the vicinity of DCPP for 2017. The LUC was based on Nuclear Regulatory Commission (NRC) Regulatory Guide 4.8, "Environmental Technical Specifications for Nuclear Power Plants". The LUC also provided compliance with 10 CFR 50 Appendix I Section IV (B)(3); "Identify changes in the use of unrestricted areas (e.g., for agricultural purposes) to permit modifications in monitoring programs for evaluating doses to individuals from principal pathways of exposure".

DCPP Program Directive CY2, "Radiological Monitoring and Controls Program" required performance of a LUC. DCPP procedure RP1.ID11, "Environmental Radiological Monitoring Procedure", required identification of the nearest milk animal, nearest residence, and the nearest broadleaf producing garden greater than 50 square meters (500 square feet) in each of the landward meteorological sectors within a radial distance of 8 kilometers (5 miles) of the Unit One Containment (CTMT) structure. A LUC was conducted at least once per year during the growing season (between Feb 15 and Dec 1) for the Diablo Canyon environs.

The 2017 LUC was conducted via a helicopter over-flight and landowner telephone interviews. The helicopter over-flight was conducted on October 25th, 2017. Telephone interviews were conducted September 25th through November 15th, 2017. Eleven individual landowners or tenants were contacted.

Milk:

No milk animals were identified within the first 8 kilometers (5 miles) of any sector.

Residences:

The nearest residence, relative to all sectors, was a small trailer located in the NNW sector about 2.43 kilometers (1.51 miles) from the plant. One ranch worker occupied this BLANCHARD trailer approximately 1 day per week (midweek) during the year.

Twenty structures were identified within the 8-kilometer (5-mile) radius of the site, which were confirmed or appear to have been occupied in 2017. Twenty two abandoned structures were identified within the 8-kilometer (5-mile) radius of the site during the LUC.

The nearest residence in each sector was summarized in Table 8.

Gardens:

The LUC identified two household gardens greater than 50 square meters (500 square feet) that produced broadleaf vegetation. The READ garden (REMP station 3C1) was approximately ¼ acre and located in the NNE sector at 7.12 kilometers (4.42 miles). The KOONZE garden (REMP station 6C1) was approximately 500 square feet and located in the E sector at 7.46 kilometers (4.63 miles).

MELLO managed a farm in the ESE sector along the southern site access road coastal plateau. The farm started at approximately 5.4 km (3.4 mi) and extended to 7.8 km (4.8 mi) from the site. This farm produced no broadleaf vegetation. The farm area was about 100 acres of land. Beginning in 2017, this land was not used for commercial agriculture and was allowed to return to natural vegetation for cattle grazing.

Additional Land Use:

It should be noted that the term "site-boundary" referred to the area within a radius of approximately 1.2 km (0.74 mi) from the Unit One CTMT structure. The area outside the "site-boundary" was also referred to as the "unrestricted area". Much of the area outside the site-boundary was routinely used for rotational cattle grazing by five separate cattle operations. For purposes of this land use census, the five cattle operations were called BLANCHARD, SINSHEIMER, READ, ANDRE, and MELLO.

BLANCHARD allowed cattle to graze within the DCPD environs in 2017. BLANCHARD did not graze any goats or sheep within 8 km (5 miles) of DCPD in 2017 due to drought conditions in San Luis Obispo County.

BLANCHARD's livestock were sold under the "Old Creek Ranch" label at local farmer's markets in 2017. "Old Creek Ranch" labeled meats were sampled quarterly by REMP personnel in 2017. The REMP station codes were BCM, BGM, and BSM (if available).

SINSHEIMER had about 100 cattle outside the site-boundary in the NNE sector. The cows were allowed to breed and about 90 yearling calves were sold to mass market in 2017. SINSHEIMER did not slaughter any cattle in 2017 for personal consumption.

READ had about 92 cows, 4 bulls, and 92 yearling calves outside the site-boundary in the NNE sector. About 92 yearling calves were sold to mass market in 2017. READ did not slaughter any cattle in 2017 for personal consumption.

ANDRE had about 45 cattle outside the site-boundary in the ENE sector. About 45 yearling calves were sold to mass market in 2017. ANDRE did not slaughter any cattle in 2017 for personal consumption.

MELLO managed about 400 cattle outside the site-boundary in the E, ESE, and SE sectors. Harris Ranch Beef Corporation owned these cattle and sold all of them to mass market in 2017. MELLO did not slaughter any cattle in 2017 for personal consumption.

Two landowners (JOHE and ANDRE) harvested wild game for personal consumption outside the site-boundary in the NNE, NE, and ENE sectors. This wild game consisted of approximately two deer per landowner. JOHE provided deer meat for REMP isotopic analysis in the fourth quarter of 2017 (REMP station code JDM).

There was a California State Park Ranger Office in the NNW sector at 7.48 kilometers (4.65 miles) from the site. Approximately three State Parks staff personnel occupied this office from 1000 to 1500 each day (365 days per year).

There was a public campground (Islay Creek Campground) located in the NNW sector at Montana de Oro State Park at 7.31 kilometers (4.54 miles). This campground was near Spooner's Cove. Approximately 713,000 people visited Montana de Oro State Park via day-use permit. Approximately 22,000 people spent the night at Islay Creek Campground.

There was public access to hiking trails at the north and south ends of the PG&E property in 2017.

The Point Buchon Trail was located at the north end of PG&E property and had about 18,000 visitors in 2017. The trail traversed about 3.4 miles of coastline from Coon Creek to Lion Rock overlook. The trail was open to the public for day hikes Thursday thru Monday from approximately 0800-1700. Two to three people from California Land Management occupied the trail head booth near Coon Creek during operational days from 0700 to 1730. This trail was originally opened to the public on July 13, 2007.

The Pecho Coast Trail was located at the south end of PG&E property and had about 3,000 visitors in 2017. The trail was approximately 3.8 miles long and led from the Avila Beach DCPD entrance gate to the Point San Luis Lighthouse property. Pecho Coast Trail hikes were only available on Wednesdays (about 20 people) and Saturdays (about 40 people). An extension of the trail up the coastline to Rattlesnake Canyon made the trail 8 miles roundtrip and was only available on Mondays (about 20 people each trip). This trail extension was improved in October 2017 to allow vehicle access on the trail. Access was controlled (via web-site reservation permission only) and conducted by docents from approximately 0900 to 1500. This trail was just slightly outside the 5 mile radius of the DCPD site. This Pecho Coast Trail has been open for docent-guided hikes since 1993.

Thirty to forty Port San Luis Lighthouse keepers occupied the lighthouse grounds on Tuesdays, Thursdays, and Saturdays from 0800-1600. Special events were also held at the lighthouse throughout the year (e.g. weddings, fundraisers, reunions, etc). The lighthouse property was owned by the Port San Luis Harbor District.

NEI 07-07 Groundwater Protection Initiative (GPI) Review:

There were no site construction activities or radioactive spills that warranted changes to GPI monitoring frequencies, monitoring locations, lab analytical capabilities, or analytical detection thresholds in 2017.

There were no changes in on-site or near site groundwater usage.

Groundwater beneath the site power block was not used as a source of drinking water.

Old Steam Generator Storage Facility (OSGSF):

The OSGSF vault was located within the site-boundary in the ENE sector (68.3 degrees) at 0.99 km (0.61 mi) from Unit One CTMT.

The following plant equipment was placed into the OSGSF for the duration of the site operating license on the dates indicated below.

Unit One old steam generators (4 total) : 2/14/2009

Unit Two old steam generators (4 total) : 3/2/2008

Unit One old reactor head (1 total) : 10/23/2010

Unit Two old reactor head (1 total) : 11/6/2009

Independent Spent Fuel Storage Installation (ISFSI):

The on-site dry cask ISFSI pad was located within the site-boundary in the ENE sector (58.47 degrees) at 0.36 km (0.22 mi) from Unit One CTMT.

DCPP loaded it's first ISFSI dry cask onto the pad on 6/23/2009.

There were no DCPP ISFSI dry cask loading campaigns in 2017.

Table 8 summarizes the nearest residence location in each meteorological sector.

The Land Use Figure shows the location of the residences and gardens in the vicinity of DCPP.

Table 8

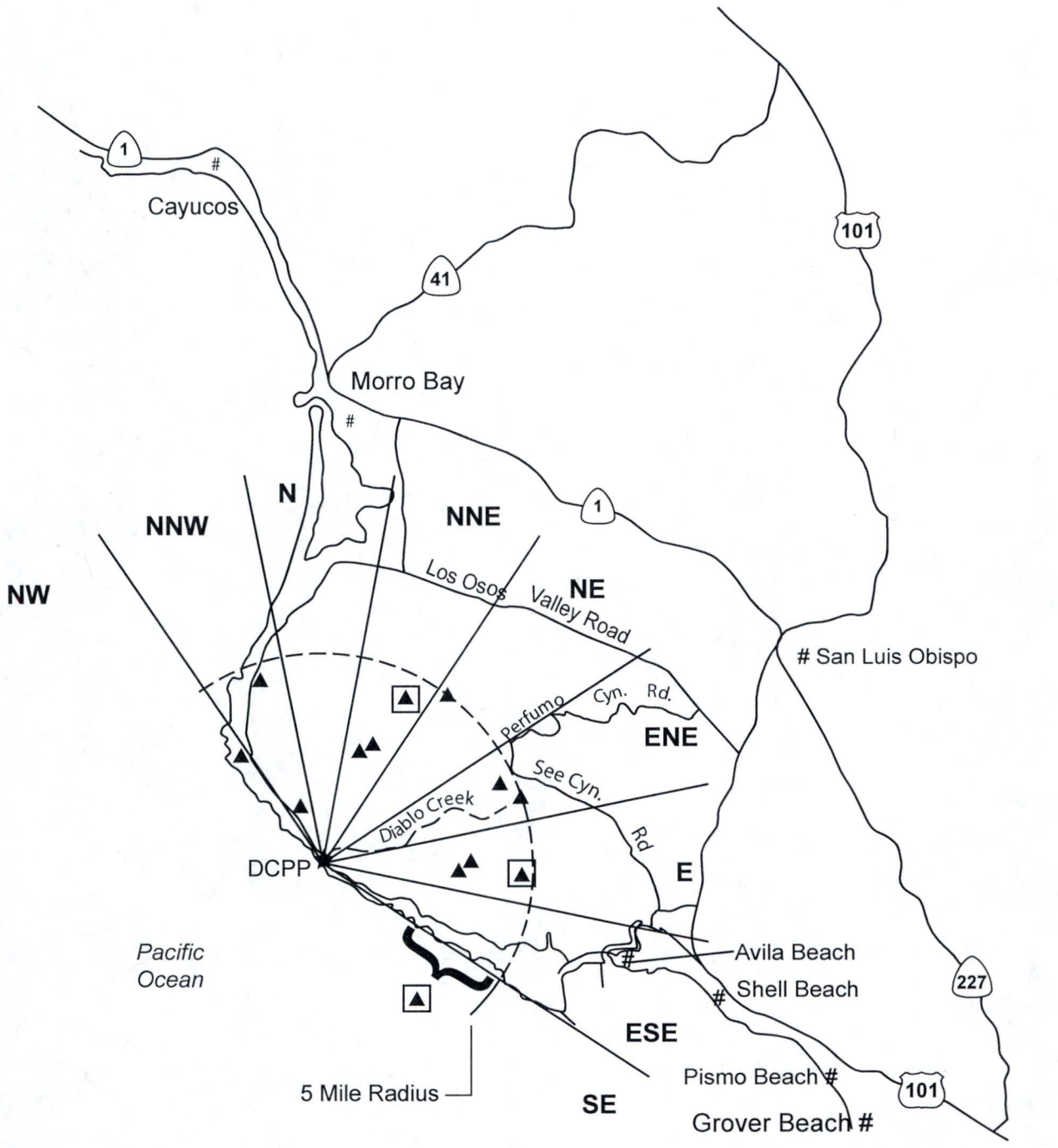
Land Use Census 2017

**Distance in kilometers (and miles) from the center point of U-1 CTMT
Nearest Milk Animal, Residence, and Vegetable Garden**

22½ Degree (a) Radial Sector	Nearest Milk Animal	Nearest Residence km (mi)	Residence Azimuth Degree	Nearest Vegetable Garden km (mi)
NW	None	5.76 (3.58)	325.18	None
NNW	None	2.43 (1.51) ^(b)	332.01	None
N	None	None	—	None
NNE	None	5.18 (3.22)	21.43	7.12 (4.42) ^(c)
NE	None	7.93 (4.93)	35.33	None
ENE	None	7.15 (4.45)	63.84	7.86 (4.88) ^(f)
E	None	5.96 (3.71)	89.89	7.46 (4.63) ^(d)
ESE	None	5.42 (3.37)	122.77	6.55 (4.07) ^(e)
SE	None	None	—	None

Table Notation:

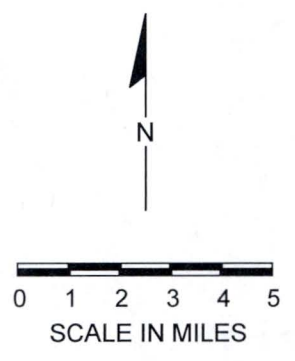
- (a) Sectors not shown were over water and contained no land (other than islets not used for the purposes indicated in this table) beyond the site-boundary.
- (b) BLANCHARD trailer was the residence used for critical receptor calculations.
- (c) The READ (REMP station 3C1) vegetable garden was located in the NNE sector and the 19.89 azimuth degree. There was also a limited use residence at this location.
- (d) The KOONZE (REMP station 6C1) vegetable garden was located in the E sector and the 97.26 azimuth degree. There was also a full time residence at this location.
- (e) The MELLO garden was the commercial farm along the westward side of the site access road; however, it did not produce broadleaf vegetation. This farm extended from 5.4 km to 7.8 km (3.4 to 4.8 miles) from the plant at the 120.74 azimuth degree. This farm land was allowed to return to natural vegetation for cattle grazing.
- (f) The CR garden was an orchard and greenhouse located in the ENE sector and the 72.71 azimuth degree. No vegetation was consumed from this location. There was also a full time residence at this location.



**UNITS 1 AND 2
DIABLO CANYON SITE**

□ Gardens or Farm

▲ Residences

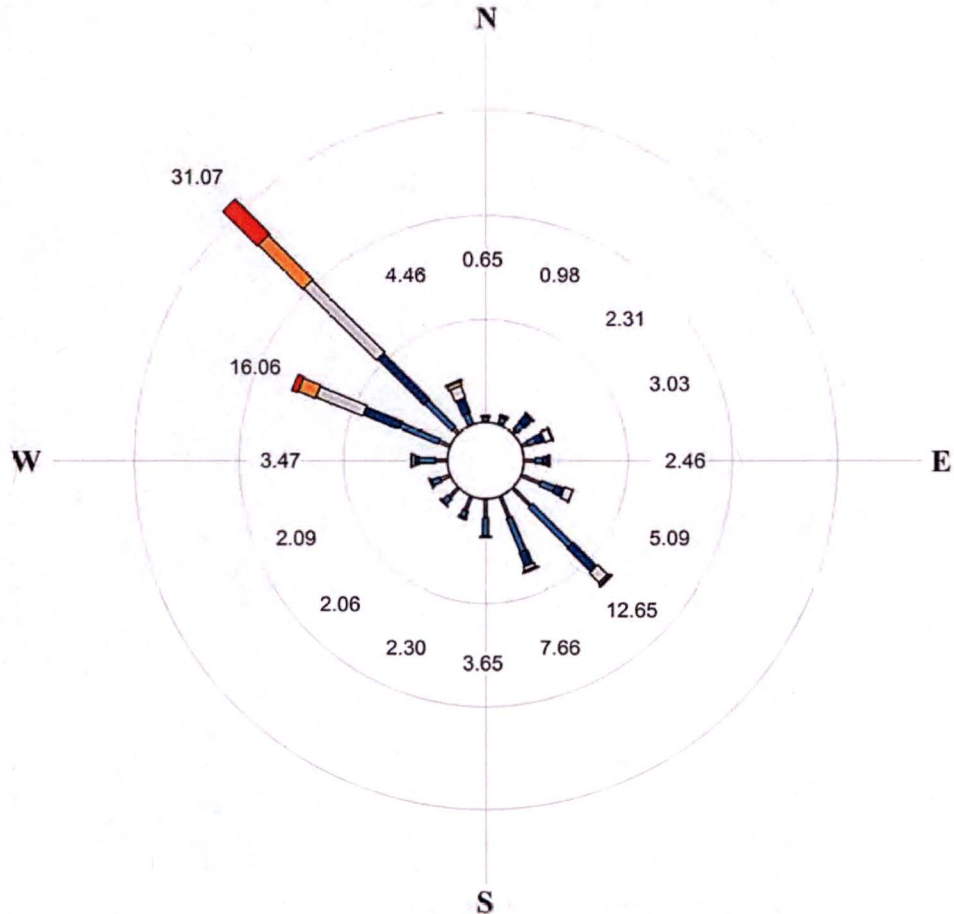


Units 1 and 2 Diablo Canyon Power Plant Land Use Census.

9.0 DCPP WIND ROSE CHART

This page intentionally left blank.

**Joint Frequency Distribution
Wind Speed and Wind Direction
Diablo Canyon Power Plant
10 Meter Level Year 2017**



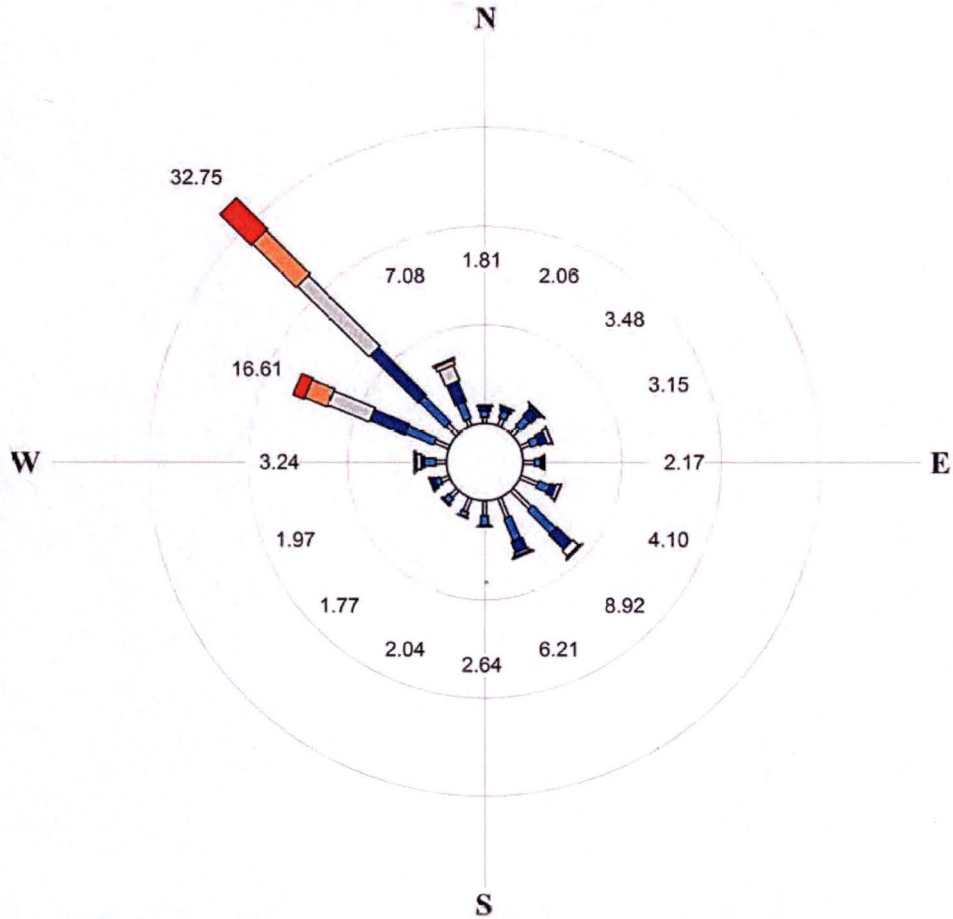
0.1 3.5 6.9 11.5 18.4 24.2
Wind Speed (Miles Per Hour)

Calms excluded.
Rings drawn at 10% intervals.
Wind flow is FROM the directions shown.
182 observations were missing.

PERCENT OCCURRENCE: Wind Speed (Miles Per Hour)							PERCENT OCCURRENCE: Wind Speed (Miles Per Hour)						
LOWER BOUND OF CATEGORY							LOWER BOUND OF CATEGORY						
DIR	0.1	3.5	6.9	11.5	18.4	24.2	DIR	0.1	3.5	6.9	11.5	18.4	24.2
N	0.13	0.37	0.15	0.00	0.00	0.00	S	1.77	1.70	0.08	0.08	0.01	0.00
NNE	0.21	0.51	0.24	0.01	0.00	0.00	SSW	1.46	0.63	0.20	0.01	0.00	0.00
NE	0.38	0.83	0.94	0.15	0.00	0.00	SW	1.22	0.68	0.13	0.03	0.00	0.00
ENE	0.66	0.79	0.77	0.72	0.08	0.00	WSW	1.03	0.80	0.20	0.06	0.00	0.00
E	1.05	0.73	0.47	0.21	0.00	0.00	W	1.13	1.55	0.41	0.30	0.08	0.00
ESE	1.99	1.43	0.83	0.82	0.02	0.00	WNW	1.15	3.99	3.73	4.81	1.80	0.58
SE	2.40	5.33	3.22	1.31	0.23	0.16	NW	0.63	3.70	6.30	9.78	6.02	4.65
SSE	2.25	3.45	1.41	0.40	0.10	0.05	NNW	0.09	1.08	1.56	1.19	0.38	0.15
TOTAL OBS = 8578 MISSING OBS = 182							CALM OBS = 0						

This page intentionally left blank.

**Joint Frequency Distribution
Wind Speed and Wind Direction
Diablo Canyon Power Plant
10 Meter level 2013-2017**



Wind Speed (Miles Per Hour)

Calms excluded.
Rings drawn at 10% intervals.
Wind flow is FROM the directions shown.
2996 observations were missing.

PERCENT OCCURRENCE: Wind Speed (Miles Per Hour)

LOWER BOUND OF CATEGORY

DIR	0.1	3.5	6.9	11.5	18.4	24.2
N	0.58	0.60	0.47	0.14	0.00	0.00
NNE	0.80	0.76	0.42	0.07	0.01	0.00
NE	0.96	1.21	1.01	0.24	0.05	0.02
ENE	1.00	0.84	0.84	0.45	0.02	0.00
E	1.13	0.62	0.30	0.12	0.00	0.00
ESE	1.88	1.16	0.62	0.42	0.02	0.00
SE	2.61	3.25	2.07	0.81	0.13	0.05
SSE	2.14	2.41	1.19	0.28	0.13	0.07

TOTAL OBS = 40828 MISSING OBS = 2996

PERCENT OCCURRENCE: Wind Speed (Miles Per Hour)

LOWER BOUND OF CATEGORY

DIR	0.1	3.5	6.9	11.5	18.4	24.2
S	1.50	0.95	0.14	0.05	0.00	0.00
SSW	1.41	0.52	0.10	0.01	0.00	0.00
SW	0.97	0.61	0.18	0.01	0.00	0.00
WSW	0.89	0.51	0.43	0.13	0.00	0.00
W	1.06	1.15	0.33	0.49	0.19	0.02
WNW	1.57	3.06	3.83	4.49	2.46	1.20
NW	1.41	3.65	6.86	10.16	6.23	4.42
NNW	0.76	1.76	2.25	1.64	0.51	0.16

CALM OBS = 0

This page intentionally left blank.

10.0 REFERENCES

1. DCPP Interdepartmental Administrative Procedure (IDAP), RP1.ID11, "Environmental Radiological Monitoring Procedure."
2. NRC Radiological Assessment Branch Technical Position on Environmental Monitoring, Revision 1, November 1979 (NUREG-1301)
3. DCPP Program Directive, CY2, "Radiological Monitoring and Controls Program."
4. NEI 07-07, "Industry Ground Water Protection – Final Guidance Document", August 2007
5. NRC Regulatory Issue Summary 2008-03, "Return/Re-use of Previously Discharged Radioactive Effluents"; February 13, 2008
6. "Groundwater Gradient Analysis", by Entrix Corporation, March 2010
7. "Groundwater Gradient Analysis", by Cardno/Entrix Corporation, June 2012
8. Diablo Canyon Power Plant Site Conceptual Model Report, by ERM July 30, 2014
9. ANSI/HPS N13.37-2014, "Environmental Dosimetry - Criteria for System Design and Implementation"

This page intentionally left blank.

APPENDIX A
ANALYTICAL SAMPLE RESULTS

This page intentionally left blank.

2017 DCPD REMP Analysis Results Appendix A

OS2 North Gate - Air Cartridge

Sample Name	Date Collected	Nuclide	Result	MDC	2 Sigma TPU	Units
OS2 North Gate(414169011) - AC	7-Jan-17	Iodine-131	-3.37E-03	6.53E-03	4.69E-03	pCi/m3
OS2 North Gate(414605011) - AC	14-Jan-17	Iodine-131	9.64E-04	7.98E-03	4.52E-03	pCi/m3
OS2 North Gate(415087011) - AC	21-Jan-17	Iodine-131	-5.34E-03	1.06E-02	7.49E-03	pCi/m3
OS2 North Gate(415570011) - AC	28-Jan-17	Iodine-131	3.58E-04	7.69E-03	4.56E-03	pCi/m3
OS2 North Gate(416000011) - AC	4-Feb-17	Iodine-131	-1.70E-03	6.53E-03	4.38E-03	pCi/m3
OS2 North Gate(416798011) - AC	11-Feb-17	Iodine-131	5.03E-04	8.36E-03	4.81E-03	pCi/m3
OS2 North Gate(417215011) - AC	18-Feb-17	Iodine-131	8.04E-04	9.87E-03	5.83E-03	pCi/m3
OS2 North Gate(417655011) - AC	25-Feb-17	Iodine-131	-3.99E-03	1.10E-02	7.41E-03	pCi/m3
OS2 North Gate(418228011) - AC	4-Mar-17	Iodine-131	7.99E-04	7.89E-03	4.78E-03	pCi/m3
OS2 North Gate(418721012) - AC	11-Mar-17	Iodine-131	-1.81E-03	1.11E-02	6.94E-03	pCi/m3
OS2 North Gate(419121011) - AC	18-Mar-17	Iodine-131	1.31E-03	8.62E-03	5.41E-03	pCi/m3
OS2 North Gate(419581010) - AC	25-Mar-17	Iodine-131	6.26E-03	9.40E-03	7.55E-03	pCi/m3
OS2 North Gate(419998011) - AC	1-Apr-17	Iodine-131	5.64E-03	1.06E-02	5.96E-03	pCi/m3
OS2 North Gate(420558011) - AC	8-Apr-17	Iodine-131	2.52E-03	1.33E-02	7.30E-03	pCi/m3
OS2 North Gate(421106011) - AC	15-Apr-17	Iodine-131	-9.94E-04	9.06E-03	5.71E-03	pCi/m3
OS2 North Gate(421880017) - AC	22-Apr-17	Iodine-131	1.10E-04	8.17E-03	5.44E-03	pCi/m3
OS2 North Gate(422342011) - AC	29-Apr-17	Iodine-131	4.61E-03	1.01E-02	5.63E-03	pCi/m3
OS2 North Gate(422974011) - AC	6-May-17	Iodine-131	4.21E-04	6.85E-03	4.38E-03	pCi/m3
OS2 North Gate(423473011) - AC	13-May-17	Iodine-131	1.06E-03	7.89E-03	4.82E-03	pCi/m3
OS2 North Gate(424024011) - AC	20-May-17	Iodine-131	1.22E-03	8.45E-03	4.75E-03	pCi/m3
OS2 North Gate(424467011) - AC	27-May-17	Iodine-131	-3.59E-03	1.23E-02	8.07E-03	pCi/m3
OS2 North Gate(425007011) - AC	4-Jun-17	Iodine-131	-1.79E-03	6.68E-03	4.82E-03	pCi/m3
OS2 North Gate(425188012) - AC	10-Jun-17	Iodine-131	-2.26E-03	7.06E-03	4.72E-03	pCi/m3
OS2 North Gate(426242011) - AC	17-Jun-17	Iodine-131	-3.89E-03	9.03E-03	6.44E-03	pCi/m3
OS2 North Gate(426509013) - AC	24-Jun-17	Iodine-131	-1.36E-03	7.48E-03	4.74E-03	pCi/m3
OS2 North Gate(427260011) - AC	1-Jul-17	Iodine-131	3.48E-03	9.54E-03	5.33E-03	pCi/m3
OS2 North Gate(427172006) - AC	8-Jul-17	Iodine-131	4.65E-03	8.04E-03	4.46E-03	pCi/m3
OS2 North Gate(428165013) - AC	15-Jul-17	Iodine-131	1.30E-03	7.83E-03	4.35E-03	pCi/m3
OS2 North Gate(428771013) - AC	22-Jul-17	Iodine-131	-4.44E-03	5.86E-03	5.05E-03	pCi/m3
OS2 North Gate(429647014) - AC	29-Jul-17	Iodine-131	8.22E-04	1.46E-02	8.53E-03	pCi/m3
OS2 North Gate(430026007) - AC	5-Aug-17	Iodine-131	5.33E-04	9.59E-03	5.60E-03	pCi/m3
OS2 North Gate(430661013) - AC	12-Aug-17	Iodine-131	6.65E-03	7.83E-03	6.54E-03	pCi/m3
OS2 North Gate(431149008) - AC	19-Aug-17	Iodine-131	4.09E-03	1.09E-02	5.93E-03	pCi/m3
OS2 North Gate(431732013) - AC	26-Aug-17	Iodine-131	-4.03E-03	5.88E-03	4.70E-03	pCi/m3
OS2 North Gate(432171008) - AC	2-Sep-17	Iodine-131	2.24E-03	8.66E-03	4.80E-03	pCi/m3
OS2 North Gate(432554013) - AC	9-Sep-17	Iodine-131	1.66E-03	1.36E-02	7.61E-03	pCi/m3
OS2 North Gate(433050009) - AC	16-Sep-17	Iodine-131	-6.63E-04	7.25E-03	4.54E-03	pCi/m3
OS2 North Gate(433619013) - AC	23-Sep-17	Iodine-131	5.91E-04	8.11E-03	4.65E-03	pCi/m3
OS2 North Gate(434138013) - AC	30-Sep-17	Iodine-131	-5.21E-03	1.06E-02	7.58E-03	pCi/m3
OS2 North Gate(434739013) - AC	7-Oct-17	Iodine-131	1.33E-04	6.29E-03	3.87E-03	pCi/m3
OS2 North Gate(435277008) - AC	14-Oct-17	Iodine-131	-9.19E-04	9.33E-03	5.55E-03	pCi/m3
OS2 North Gate(436040013) - AC	21-Oct-17	Iodine-131	1.72E-03	8.38E-03	4.70E-03	pCi/m3
OS2 North Gate(436579013) - AC	28-Oct-17	Iodine-131	1.67E-03	1.08E-02	6.04E-03	pCi/m3

2017 DCPD REMP Analysis Results Appendix A

OS2 North Gate(437170013) - AC	4-Nov-17	Iodine-131	2.55E-03	8.12E-03	4.40E-03	pCi/m3
OS2 North Gate(437862008) - AC	11-Nov-17	Iodine-131	1.85E-03	8.38E-03	5.12E-03	pCi/m3
OS2 North Gate(438766011) - AC	18-Nov-17	Iodine-131	-4.81E-03	1.23E-02	8.42E-03	pCi/m3
OS2 North Gate(438751008) - AC	25-Nov-17	Iodine-131	-2.69E-03	8.28E-03	5.41E-03	pCi/m3
OS2 North Gate(439173013) - AC	2-Dec-17	Iodine-131	-2.98E-03	1.27E-02	7.99E-03	pCi/m3
OS2 North Gate(439809015) - AC	9-Dec-17	Iodine-131	-5.65E-03	8.18E-03	7.22E-03	pCi/m3
OS2 North Gate(440269013) - AC	16-Dec-17	Iodine-131	9.82E-03	1.57E-02	8.87E-03	pCi/m3
OS2 North Gate(440708013) - AC	23-Dec-17	Iodine-131	-5.04E-03	6.97E-03	6.94E-03	pCi/m3
OS2 North Gate(440902010) - AC	30-Dec-17	Iodine-131	-6.59E-03	1.49E-02	1.04E-02	pCi/m3

OS2 North Gate - Air Carbon-14

Sample Name	Date Collected	Nuclide	Result	MDC	2 Sigma TPU	Units
OS2 North Gate(414169008) - AC14	7-Jan-17	Carbon-14	-1.33E-07	6.03E-07	3.57E-07	uCi/m3
OS2 North Gate(414605008) - AC14	14-Jan-17	Carbon-14	-3.83E-07	6.09E-07	3.57E-07	uCi/m3
OS2 North Gate(415087008) - AC14	21-Jan-17	Carbon-14	2.80E-07	5.70E-07	3.45E-07	uCi/m3
OS2 North Gate(415570008) - AC14	28-Jan-17	Carbon-14	-2.03E-07	5.66E-07	3.34E-07	uCi/m3
OS2 North Gate(416000008) - AC14	4-Feb-17	Carbon-14	-2.30E-07	6.55E-07	3.87E-07	uCi/m3
OS2 North Gate(416798008) - AC14	11-Feb-17	Carbon-14	-3.34E-07	5.70E-07	3.34E-07	uCi/m3
OS2 North Gate(417215008) - AC14	18-Feb-17	Carbon-14	-3.52E-07	5.83E-07	3.41E-07	uCi/m3
OS2 North Gate(417655008) - AC14	25-Feb-17	Carbon-14	-2.03E-07	6.19E-07	3.65E-07	uCi/m3
OS2 North Gate(418228008) - AC14	4-Mar-17	Carbon-14	-1.35E-07	5.40E-07	3.19E-07	uCi/m3
OS2 North Gate(418721009) - AC14	11-Mar-17	Carbon-14	-1.52E-07	5.54E-07	3.27E-07	uCi/m3
OS2 North Gate(419121008) - AC14	18-Mar-17	Carbon-14	-4.41E-07	6.55E-07	3.83E-07	uCi/m3
OS2 North Gate(419581007) - AC14	25-Mar-17	Carbon-14	-3.20E-07	6.04E-07	3.55E-07	uCi/m3
OS2 North Gate(419998008) - AC14	1-Apr-17	Carbon-14	-2.08E-07	5.87E-07	3.46E-07	uCi/m3
OS2 North Gate(420558008) - AC14	8-Apr-17	Carbon-14	1.97E-07	6.14E-07	3.69E-07	uCi/m3
OS2 North Gate(421106008) - AC14	15-Apr-17	Carbon-14	-1.74E-07	5.88E-07	3.48E-07	uCi/m3
OS2 North Gate(421880010) - AC14	22-Apr-17	Carbon-14	-1.85E-07	5.82E-07	3.43E-07	uCi/m3
OS2 North Gate(422342008) - AC14	29-Apr-17	Carbon-14	-1.62E-07	5.45E-07	3.22E-07	uCi/m3
OS2 North Gate(422974008) - AC14	6-May-17	Carbon-14	7.56E-09	1.40E-08	8.48E-09	uCi/m3
OS2 North Gate(423473008) - AC14	13-May-17	Carbon-14	-1.70E-07	4.49E-07	2.65E-07	uCi/m3
OS2 North Gate(424024008) - AC14	20-May-17	Carbon-14	3.34E-07	5.81E-07	3.52E-07	uCi/m3
OS2 North Gate(424467008) - AC14	27-May-17	Carbon-14	4.79E-07	5.14E-07	3.14E-07	uCi/m3
OS2 North Gate(425007008) - AC14	4-Jun-17	Carbon-14	4.18E-07	6.30E-07	3.83E-07	uCi/m3
OS2 North Gate(425188009) - AC14	10-Jun-17	Carbon-14	-1.44E-07	4.92E-07	2.91E-07	uCi/m3
OS2 North Gate(426242008) - AC14	17-Jun-17	Carbon-14	-3.69E-07	5.50E-07	3.21E-07	uCi/m3
OS2 North Gate(426509015) - AC14	24-Jun-17	Carbon-14	-4.14E-07	6.01E-07	3.51E-07	uCi/m3
OS2 North Gate(427260008) - AC14	1-Jul-17	Carbon-14	-7.44E-08	5.88E-07	3.49E-07	uCi/m3
OS2 North Gate(427172017) - AC14	8-Jul-17	Carbon-14	3.81E-08	5.85E-07	3.49E-07	uCi/m3
OS2 North Gate(428165015) - AC14	15-Jul-17	Carbon-14	-1.12E-07	5.81E-07	3.44E-07	uCi/m3
OS2 North Gate(428771015) - AC14	22-Jul-17	Carbon-14	-4.73E-07	6.06E-07	3.53E-07	uCi/m3
OS2 North Gate(429647015) - AC14	29-Jul-17	Carbon-14	-7.68E-08	6.33E-07	3.76E-07	uCi/m3
OS2 North Gate(430026009) - AC14	5-Aug-17	Carbon-14	-2.04E-07	8.23E-07	4.87E-07	uCi/m3
OS2 North Gate(430661015) - AC14	12-Aug-17	Carbon-14	-9.61E-08	8.76E-07	5.20E-07	uCi/m3
OS2 North Gate(431149010) - AC14	19-Aug-17	Carbon-14	-2.89E-07	6.39E-07	3.76E-07	uCi/m3

2017 DCPD REMP Analysis Results Appendix A

OS2 North Gate(431732015) - AC14	26-Aug-17	Carbon-14	-3.33E-07	6.20E-07	3.64E-07	uCi/m3
OS2 North Gate(432171010) - AC14	2-Sep-17	Carbon-14	1.33E-07	6.06E-07	3.64E-07	uCi/m3
OS2 North Gate(432554015) - AC14	9-Sep-17	Carbon-14	-2.71E-08	5.61E-07	3.34E-07	uCi/m3
OS2 North Gate(433050011) - AC14	16-Sep-17	Carbon-14	6.63E-08	5.37E-07	3.21E-07	uCi/m3
OS2 North Gate(433619015) - AC14	23-Sep-17	Carbon-14	4.75E-07	5.02E-07	3.08E-07	uCi/m3
OS2 North Gate(434138015) - AC14	30-Sep-17	Carbon-14	1.90E-07	5.60E-07	3.37E-07	uCi/m3
OS2 North Gate(434739015) - AC14	7-Oct-17	Carbon-14	1.59E-07	5.55E-07	3.33E-07	uCi/m3
OS2 North Gate(435277010) - AC14	14-Oct-17	Carbon-14	-3.47E-07	5.62E-07	3.29E-07	uCi/m3
OS2 North Gate(436040015) - AC14	21-Oct-17	Carbon-14	-1.27E-07	5.70E-07	3.37E-07	uCi/m3
OS2 North Gate(436579015) - AC14	28-Oct-17	Carbon-14	-2.57E-08	5.98E-07	3.56E-07	uCi/m3
OS2 North Gate(437170015) - AC14	4-Nov-17	Carbon-14	5.34E-09	5.64E-07	3.36E-07	uCi/m3
OS2 North Gate(437862010) - AC14	11-Nov-17	Carbon-14	-3.73E-07	6.25E-07	3.66E-07	uCi/m3
OS2 North Gate(438766008) - AC14	18-Nov-17	Carbon-14	-8.05E-08	6.68E-07	3.97E-07	uCi/m3
OS2 North Gate(438751010) - AC14	25-Nov-17	Carbon-14	1.01E-07	4.67E-07	2.80E-07	uCi/m3
OS2 North Gate(439173015) - AC14	2-Dec-17	Carbon-14	-1.07E-07	5.55E-07	3.29E-07	uCi/m3
OS2 North Gate(439809017) - AC14	9-Dec-17	Carbon-14	-4.65E-08	6.20E-07	3.69E-07	uCi/m3
OS2 North Gate(440269015) - AC14	16-Dec-17	Carbon-14	3.15E-07	4.63E-07	2.82E-07	uCi/m3
OS2 North Gate(440708015) - AC14	23-Dec-17	Carbon-14	2.00E-08	5.45E-07	3.25E-07	uCi/m3
OS2 North Gate(440902012) - AC14	30-Dec-17	Carbon-14	-1.19E-08	5.30E-07	3.15E-07	uCi/m3

OS2 North Gate - Air Particulate

Sample Name	Date Collected	Nuclide	Result	MDC	2 Sigma TPU	Units
OS2 North Gate(414169001) - AP	7-Jan-17	BETA	1.06E-02	1.52E-03	8.76E-03	pCi/m3
OS2 North Gate(414605001) - AP	14-Jan-17	BETA	2.36E-02	1.65E-03	8.66E-03	pCi/m3
OS2 North Gate(415087001) - AP	21-Jan-17	BETA	8.73E-03	1.70E-03	8.94E-03	pCi/m3
OS2 North Gate(415570001) - AP	28-Jan-17	BETA	2.71E-02	1.66E-03	8.28E-03	pCi/m3
OS2 North Gate(416000001) - AP	4-Feb-17	BETA	1.11E-02	1.59E-03	9.33E-03	pCi/m3
OS2 North Gate(416798001) - AP	11-Feb-17	BETA	1.69E-02	1.79E-03	8.20E-03	pCi/m3
OS2 North Gate(417215001) - AP	18-Feb-17	BETA	8.19E-03	1.64E-03	1.04E-02	pCi/m3
OS2 North Gate(417655001) - AP	25-Feb-17	BETA	1.17E-02	1.62E-03	9.10E-03	pCi/m3
OS2 North Gate(418228001) - AP	4-Mar-17	BETA	1.50E-02	1.72E-03	1.07E-02	pCi/m3
OS2 North Gate(418721002) - AP	11-Mar-17	BETA	2.01E-02	1.75E-03	9.86E-03	pCi/m3
OS2 North Gate(419121001) - AP	18-Mar-17	BETA	1.72E-02	1.77E-03	9.09E-03	pCi/m3
OS2 North Gate(419581017) - AP	25-Mar-17	BETA	1.29E-02	1.66E-03	7.98E-03	pCi/m3
OS2 North Gate(419998001) - AP	1-Apr-17	BETA	1.18E-02	1.59E-03	1.07E-02	pCi/m3
OS2 North Gate(420558001) - AP	8-Apr-17	BETA	2.06E-02	1.60E-03	1.11E-02	pCi/m3
OS2 North Gate(421106001) - AP	15-Apr-17	BETA	6.92E-03	1.68E-03	1.05E-02	pCi/m3
OS2 North Gate(421880007) - AP	22-Apr-17	BETA	9.35E-03	1.75E-03	9.75E-03	pCi/m3
OS2 North Gate(422342001) - AP	29-Apr-17	BETA	1.30E-02	1.76E-03	1.02E-02	pCi/m3
OS2 North Gate(422974001) - AP	6-May-17	BETA	8.67E-03	1.62E-03	8.85E-03	pCi/m3
OS2 North Gate(423473001) - AP	13-May-17	BETA	9.49E-03	1.64E-03	8.28E-03	pCi/m3
OS2 North Gate(424024001) - AP	20-May-17	BETA	8.06E-03	1.75E-03	1.04E-02	pCi/m3
OS2 North Gate(424467001) - AP	27-May-17	BETA	1.06E-02	1.53E-03	8.27E-03	pCi/m3
OS2 North Gate(425007001) - AP	4-Jun-17	BETA	8.20E-03	1.74E-03	9.67E-03	pCi/m3
OS2 North Gate(425188002) - AP	10-Jun-17	BETA	1.23E-02	1.67E-03	9.02E-03	pCi/m3

2017 DCPD REMP Analysis Results Appendix A

OS2 North Gate(426242001) - AP	17-Jun-17	BETA	3.06E-03	1.75E-03	1.15E-02	pCi/m3
OS2 North Gate(426509014) - AP	24-Jun-17	BETA	6.56E-03	1.70E-03	2.01E-03	pCi/m3
OS2 North Gate(427260001) - AP	1-Jul-17	BETA	1.23E-02	1.63E-03	7.34E-03	pCi/m3
OS2 North Gate(427172007) - AP	8-Jul-17	BETA	9.77E-03	1.62E-03	9.22E-03	pCi/m3
OS2 North Gate(428165014) - AP	15-Jul-17	BETA	1.03E-02	1.59E-03	8.76E-03	pCi/m3
OS2 North Gate(428771014) - AP	22-Jul-17	BETA	6.50E-03	1.70E-03	9.93E-03	pCi/m3
OS2 North Gate(429647013) - AP	29-Jul-17	BETA	5.84E-03	1.66E-03	9.77E-03	pCi/m3
OS2 North Gate(430026008) - AP	5-Aug-17	BETA	1.38E-02	1.57E-03	9.09E-03	pCi/m3
OS2 North Gate(430661014) - AP	12-Aug-17	BETA	9.33E-03	1.70E-03	9.04E-03	pCi/m3
OS2 North Gate(431149009) - AP	19-Aug-17	BETA	1.18E-02	1.67E-03	8.50E-03	pCi/m3
OS2 North Gate(431732014) - AP	26-Aug-17	BETA	7.19E-03	1.70E-03	9.56E-03	pCi/m3
OS2 North Gate(432171009) - AP	2-Sep-17	BETA	2.57E-02	1.61E-03	9.07E-03	pCi/m3
OS2 North Gate(432554014) - AP	9-Sep-17	BETA	2.26E-02	1.61E-03	8.58E-03	pCi/m3
OS2 North Gate(433050010) - AP	16-Sep-17	BETA	2.36E-02	1.50E-03	8.83E-03	pCi/m3
OS2 North Gate(433619014) - AP	23-Sep-17	BETA	2.10E-02	1.52E-03	1.12E-02	pCi/m3
OS2 North Gate(434138014) - AP	30-Sep-17	BETA	2.26E-02	1.57E-03	1.05E-02	pCi/m3
OS2 North Gate(434739014) - AP	7-Oct-17	BETA	3.28E-02	1.69E-03	1.06E-02	pCi/m3
OS2 North Gate(435277009) - AP	14-Oct-17	BETA	5.35E-02	1.71E-03	9.48E-03	pCi/m3
OS2 North Gate(436040014) - AP	21-Oct-17	BETA	2.40E-02	1.77E-03	9.84E-03	pCi/m3
OS2 North Gate(436579014) - AP	28-Oct-17	BETA	3.33E-02	1.73E-03	1.00E-02	pCi/m3
OS2 North Gate(437170014) - AP	4-Nov-17	BETA	2.98E-02	1.63E-03	8.80E-03	pCi/m3
OS2 North Gate(437862009) - AP	11-Nov-17	BETA	1.22E-02	1.76E-03	1.08E-02	pCi/m3
OS2 North Gate(438766001) - AP	18-Nov-17	BETA	2.31E-02	2.00E-03	9.92E-03	pCi/m3
OS2 North Gate(438751009) - AP	25-Nov-17	BETA	3.75E-02	1.49E-03	7.95E-03	pCi/m3
OS2 North Gate(439173014) - AP	2-Dec-17	BETA	2.94E-02	1.69E-03	1.22E-02	pCi/m3
OS2 North Gate(439809016) - AP	9-Dec-17	BETA	4.46E-02	2.00E-03	1.05E-02	pCi/m3
OS2 North Gate(440269014) - AP	16-Dec-17	BETA	4.71E-02	1.55E-03	8.53E-03	pCi/m3
OS2 North Gate(440708014) - AP	23-Dec-17	BETA	3.56E-02	1.85E-03	9.48E-03	pCi/m3
OS2 North Gate(440902011) - AP	30-Dec-17	BETA	8.23E-02	1.71E-03	1.12E-02	pCi/m3
OS2 North Gate(420629007) - AP	11-Feb-17	Cesium-134	2.49E-05	5.01E-04	2.98E-04	pCi/m3
OS2 North Gate(429517007) - AP	13-May-17	Cesium-134	-1.36E-04	4.86E-04	3.43E-04	pCi/m3
OS2 North Gate(435247006) - AP	12-Aug-17	Cesium-134	7.63E-04	1.34E-03	9.54E-04	pCi/m3
OS2 North Gate(441602006) - AP	11-Nov-17	Cesium-134	-2.92E-05	6.01E-04	3.74E-04	pCi/m3
OS2 North Gate(420629007) - AP	11-Feb-17	Cesium-137	-3.68E-04	1.76E-04	3.12E-04	pCi/m3
OS2 North Gate(429517007) - AP	13-May-17	Cesium-137	-1.93E-04	3.84E-04	2.96E-04	pCi/m3
OS2 North Gate(435247006) - AP	12-Aug-17	Cesium-137	7.44E-05	6.19E-04	3.85E-04	pCi/m3
OS2 North Gate(441602006) - AP	11-Nov-17	Cesium-137	6.81E-05	4.70E-04	2.65E-04	pCi/m3

2017 DCPD REMP Analysis Results Appendix A

1A2 Blanchard Spring - Drinking Water

Sample Name	Date Collected	Nuclide	Result	MDC	2 Sigma TPU	Units
1A2 Blanchard Spring(415091001) - DW	24-Jan-17	BETA	4.16E+00	2.72E+00	1.97E+00	pCi/L
1A2 Blanchard Spring(420547001) - DW	11-Apr-17	BETA	4.36E+00	3.78E+00	2.49E+00	pCi/L
1A2 Blanchard Spring(428656001) - DW	25-Jul-17	BETA	5.96E+00	3.85E+00	2.72E+00	pCi/L
1A2 Blanchard Spring(434625006) - DW	10-Oct-17	BETA	4.91E+00	4.50E+00	2.94E+00	pCi/L
1A2 Blanchard Spring(415091001) - DW	24-Jan-17	Barium-140	8.59E-01	1.20E+01	7.08E+00	pCi/L
1A2 Blanchard Spring(420547001) - DW	11-Apr-17	Barium-140	4.00E+00	1.08E+01	6.63E+00	pCi/L
1A2 Blanchard Spring(428656001) - DW	25-Jul-17	Barium-140	3.26E+00	7.69E+00	4.55E+00	pCi/L
1A2 Blanchard Spring(434625006) - DW	10-Oct-17	Barium-140	-1.65E+00	9.36E+00	5.84E+00	pCi/L
1A2 Blanchard Spring(415091001) - DW	24-Jan-17	Cesium-134	2.01E-01	2.00E+00	1.20E+00	pCi/L
1A2 Blanchard Spring(420547001) - DW	11-Apr-17	Cesium-134	-4.88E-02	2.08E+00	1.26E+00	pCi/L
1A2 Blanchard Spring(428656001) - DW	25-Jul-17	Cesium-134	-1.74E-01	1.35E+00	8.29E-01	pCi/L
1A2 Blanchard Spring(434625006) - DW	10-Oct-17	Cesium-134	-2.25E-01	1.85E+00	1.10E+00	pCi/L
1A2 Blanchard Spring(415091001) - DW	24-Jan-17	Cesium-137	3.74E-02	1.89E+00	1.14E+00	pCi/L
1A2 Blanchard Spring(420547001) - DW	11-Apr-17	Cesium-137	1.37E+00	2.01E+00	1.94E+00	pCi/L
1A2 Blanchard Spring(428656001) - DW	25-Jul-17	Cesium-137	1.38E-03	1.31E+00	7.76E-01	pCi/L
1A2 Blanchard Spring(434625006) - DW	10-Oct-17	Cesium-137	3.30E-01	1.67E+00	1.13E+00	pCi/L
1A2 Blanchard Spring(415091001) - DW	24-Jan-17	Cobalt-58	-6.43E-01	1.66E+00	1.11E+00	pCi/L
1A2 Blanchard Spring(420547001) - DW	11-Apr-17	Cobalt-58	-1.07E-01	1.76E+00	1.18E+00	pCi/L
1A2 Blanchard Spring(428656001) - DW	25-Jul-17	Cobalt-58	3.58E-01	1.35E+00	7.99E-01	pCi/L
1A2 Blanchard Spring(434625006) - DW	10-Oct-17	Cobalt-58	3.73E-01	1.72E+00	1.11E+00	pCi/L
1A2 Blanchard Spring(415091001) - DW	24-Jan-17	Cobalt-60	6.74E-01	2.06E+00	1.18E+00	pCi/L
1A2 Blanchard Spring(420547001) - DW	11-Apr-17	Cobalt-60	4.44E-01	1.74E+00	1.17E+00	pCi/L
1A2 Blanchard Spring(428656001) - DW	25-Jul-17	Cobalt-60	5.26E-01	1.52E+00	8.73E-01	pCi/L
1A2 Blanchard Spring(434625006) - DW	10-Oct-17	Cobalt-60	6.72E-01	1.88E+00	1.11E+00	pCi/L
1A2 Blanchard Spring(415091001) - DW	24-Jan-17	Iodine-131	-6.22E-02	4.69E-01	2.78E-01	pCi/L
1A2 Blanchard Spring(420547001) - DW	11-Apr-17	Iodine-131	-7.71E-02	4.29E-01	2.64E-01	pCi/L
1A2 Blanchard Spring(428656001) - DW	25-Jul-17	Iodine-131	2.35E-02	5.55E-01	3.41E-01	pCi/L
1A2 Blanchard Spring(434625006) - DW	10-Oct-17	Iodine-131	-5.86E-02	9.79E-01	5.65E-01	pCi/L
1A2 Blanchard Spring(415091001) - DW	24-Jan-17	Iron-55	-2.64E+01	7.85E+01	5.20E+01	pCi/L
1A2 Blanchard Spring(420547001) - DW	11-Apr-17	Iron-55	-2.56E+00	9.84E+01	7.38E+01	pCi/L
1A2 Blanchard Spring(428656001) - DW	25-Jul-17	Iron-55	9.57E+00	7.28E+01	5.20E+01	pCi/L
1A2 Blanchard Spring(434625006) - DW	10-Oct-17	Iron-55	-1.35E+01	4.93E+01	3.01E+01	pCi/L
1A2 Blanchard Spring(415091001) - DW	24-Jan-17	Iron-59	2.55E+00	3.61E+00	3.76E+00	pCi/L
1A2 Blanchard Spring(420547001) - DW	11-Apr-17	Iron-59	-1.76E+00	3.56E+00	2.41E+00	pCi/L
1A2 Blanchard Spring(428656001) - DW	25-Jul-17	Iron-59	5.03E-01	2.84E+00	1.72E+00	pCi/L
1A2 Blanchard Spring(434625006) - DW	10-Oct-17	Iron-59	-2.65E-01	3.66E+00	2.38E+00	pCi/L
1A2 Blanchard Spring(415091001) - DW	24-Jan-17	Lanthanum-140	-5.41E-01	3.55E+00	2.16E+00	pCi/L
1A2 Blanchard Spring(420547001) - DW	11-Apr-17	Lanthanum-140	-3.62E+00	3.30E+00	4.55E+00	pCi/L
1A2 Blanchard Spring(428656001) - DW	25-Jul-17	Lanthanum-140	-2.11E-01	2.73E+00	1.64E+00	pCi/L
1A2 Blanchard Spring(434625006) - DW	10-Oct-17	Lanthanum-140	-1.30E-01	3.13E+00	1.93E+00	pCi/L
1A2 Blanchard Spring(415091001) - DW	24-Jan-17	Manganese-54	3.32E-01	1.80E+00	1.08E+00	pCi/L
1A2 Blanchard Spring(420547001) - DW	11-Apr-17	Manganese-54	6.36E-01	2.10E+00	1.20E+00	pCi/L
1A2 Blanchard Spring(428656001) - DW	25-Jul-17	Manganese-54	1.10E+00	1.28E+00	1.09E+00	pCi/L

2017 DCPD REMP Analysis Results Appendix A

1A2 Blanchard Spring(434625006) - DW	10-Oct-17	Manganese-54	-1.11E+00	1.67E+00	1.60E+00	pCi/L
1A2 Blanchard Spring(415091001) - DW	24-Jan-17	Nickel-63	-1.91E+00	2.64E+01	1.56E+01	pCi/L
1A2 Blanchard Spring(420547001) - DW	11-Apr-17	Nickel-63	-7.76E+00	2.93E+01	1.72E+01	pCi/L
1A2 Blanchard Spring(428656001) - DW	25-Jul-17	Nickel-63	-1.68E+01	3.64E+01	2.09E+01	pCi/L
1A2 Blanchard Spring(434625006) - DW	10-Oct-17	Nickel-63	2.04E+00	2.49E+01	1.49E+01	pCi/L
1A2 Blanchard Spring(415091001) - DW	24-Jan-17	Niobium-95	9.61E-01	2.16E+00	1.36E+00	pCi/L
1A2 Blanchard Spring(420547001) - DW	11-Apr-17	Niobium-95	7.01E-01	2.29E+00	1.50E+00	pCi/L
1A2 Blanchard Spring(428656001) - DW	25-Jul-17	Niobium-95	-4.55E-01	1.32E+00	1.29E+00	pCi/L
1A2 Blanchard Spring(434625006) - DW	10-Oct-17	Niobium-95	1.42E+00	2.12E+00	1.44E+00	pCi/L
1A2 Blanchard Spring(415091001) - DW	24-Jan-17	Total Strontium	1.84E-01	8.31E-01	5.13E-01	pCi/L
1A2 Blanchard Spring(420547001) - DW	11-Apr-17	Total Strontium	-1.83E-01	5.94E-01	3.27E-01	pCi/L
1A2 Blanchard Spring(428656001) - DW	25-Jul-17	Total Strontium	-2.02E+00	1.43E+00	7.17E-01	pCi/L
1A2 Blanchard Spring(434625006) - DW	10-Oct-17	Total Strontium	-4.43E-01	1.78E+00	1.03E+00	pCi/L
1A2 Blanchard Spring(415091001) - DW	24-Jan-17	Tritium	4.90E+01	3.32E+02	2.01E+02	pCi/L
1A2 Blanchard Spring(420547001) - DW	11-Apr-17	Tritium	-8.87E+01	3.13E+02	1.83E+02	pCi/L
1A2 Blanchard Spring(428656001) - DW	25-Jul-17	Tritium	-1.78E+01	2.74E+02	1.62E+02	pCi/L
1A2 Blanchard Spring(434625006) - DW	10-Oct-17	Tritium	5.89E+01	3.06E+02	1.86E+02	pCi/L
1A2 Blanchard Spring(415091001) - DW	24-Jan-17	Zinc-65	1.31E+00	3.54E+00	2.34E+00	pCi/L
1A2 Blanchard Spring(420547001) - DW	11-Apr-17	Zinc-65	-1.98E-01	3.86E+00	2.66E+00	pCi/L
1A2 Blanchard Spring(428656001) - DW	25-Jul-17	Zinc-65	7.20E-01	2.85E+00	1.91E+00	pCi/L
1A2 Blanchard Spring(434625006) - DW	10-Oct-17	Zinc-65	-5.98E-01	3.70E+00	2.59E+00	pCi/L
1A2 Blanchard Spring(415091001) - DW	24-Jan-17	Zirconium-95	-1.06E+00	3.08E+00	2.27E+00	pCi/L
1A2 Blanchard Spring(420547001) - DW	11-Apr-17	Zirconium-95	1.11E+00	3.53E+00	2.05E+00	pCi/L
1A2 Blanchard Spring(428656001) - DW	25-Jul-17	Zirconium-95	1.34E-01	2.26E+00	1.35E+00	pCi/L
1A2 Blanchard Spring(434625006) - DW	10-Oct-17	Zirconium-95	-2.44E-01	2.91E+00	1.70E+00	pCi/L

1S1 Wastewater Pond - Air Cartridge

Sample Name	Date Collected	Nuclide	Result	MDC	2 Sigma TPU	Units
1S1 Wastewater Pond(414169012) - AC	7-Jan-17	Iodine-131	4.29E-03	8.21E-03	5.61E-03	pCi/m3
1S1 Wastewater Pond(414605012) - AC	14-Jan-17	Iodine-131	-3.60E-03	7.04E-03	5.24E-03	pCi/m3
1S1 Wastewater Pond(415087012) - AC	21-Jan-17	Iodine-131	-1.29E-03	6.26E-03	3.94E-03	pCi/m3
1S1 Wastewater Pond(415570012) - AC	28-Jan-17	Iodine-131	9.88E-05	1.30E-02	7.49E-03	pCi/m3
1S1 Wastewater Pond(416000012) - AC	4-Feb-17	Iodine-131	7.53E-03	1.19E-02	6.97E-03	pCi/m3
1S1 Wastewater Pond(416798012) - AC	11-Feb-17	Iodine-131	2.67E-03	8.85E-03	4.84E-03	pCi/m3
1S1 Wastewater Pond(417215012) - AC	18-Feb-17	Iodine-131	2.85E-03	7.91E-03	4.28E-03	pCi/m3
1S1 Wastewater Pond(417655012) - AC	25-Feb-17	Iodine-131	1.77E-03	8.14E-03	4.54E-03	pCi/m3
1S1 Wastewater Pond(418228012) - AC	4-Mar-17	Iodine-131	-3.66E-03	5.28E-03	4.68E-03	pCi/m3
1S1 Wastewater Pond(418721013) - AC	11-Mar-17	Iodine-131	-8.98E-04	7.62E-03	4.53E-03	pCi/m3
1S1 Wastewater Pond(419121012) - AC	18-Mar-17	Iodine-131	2.48E-03	7.85E-03	4.47E-03	pCi/m3
1S1 Wastewater Pond(419581011) - AC	25-Mar-17	Iodine-131	-3.43E-03	1.40E-02	9.45E-03	pCi/m3
1S1 Wastewater Pond(419998012) - AC	1-Apr-17	Iodine-131	2.38E-03	8.06E-03	4.35E-03	pCi/m3
1S1 Wastewater Pond(420558012) - AC	8-Apr-17	Iodine-131	1.95E-03	9.01E-03	5.00E-03	pCi/m3
1S1 Wastewater Pond(421106012) - AC	15-Apr-17	Iodine-131	-4.78E-04	7.39E-03	4.39E-03	pCi/m3
1S1 Wastewater Pond(421880016) - AC	22-Apr-17	Iodine-131	2.32E-04	8.17E-03	4.74E-03	pCi/m3
1S1 Wastewater Pond(422342012) - AC	29-Apr-17	Iodine-131	1.75E-03	1.09E-02	6.93E-03	pCi/m3

2017 DCPD REMP Analysis Results Appendix A

1S1 Wastewater Pond(422974012) - AC	6-May-17	Iodine-131	-1.21E-03	7.71E-03	4.73E-03	pCi/m3
1S1 Wastewater Pond(423473012) - AC	13-May-17	Iodine-131	-1.87E-03	6.81E-03	4.42E-03	pCi/m3
1S1 Wastewater Pond(424024012) - AC	20-May-17	Iodine-131	-4.05E-03	7.41E-03	6.10E-03	pCi/m3
1S1 Wastewater Pond(424467012) - AC	27-May-17	Iodine-131	-3.33E-05	6.53E-03	4.09E-03	pCi/m3
1S1 Wastewater Pond(425007012) - AC	4-Jun-17	Iodine-131	-4.45E-03	7.24E-03	5.47E-03	pCi/m3
1S1 Wastewater Pond(425188013) - AC	10-Jun-17	Iodine-131	-1.64E-03	6.53E-03	4.67E-03	pCi/m3
1S1 Wastewater Pond(426242012) - AC	17-Jun-17	Iodine-131	3.73E-03	1.31E-02	7.29E-03	pCi/m3
1S1 Wastewater Pond(426509011) - AC	24-Jun-17	Iodine-131	1.16E-03	8.68E-03	4.91E-03	pCi/m3
1S1 Wastewater Pond(427260012) - AC	1-Jul-17	Iodine-131	-3.02E-03	9.90E-03	7.46E-03	pCi/m3
1S1 Wastewater Pond(427172008) - AC	8-Jul-17	Iodine-131	-4.20E-03	6.52E-03	5.52E-03	pCi/m3
1S1 Wastewater Pond(428165011) - AC	15-Jul-17	Iodine-131	-1.76E-03	7.05E-03	4.42E-03	pCi/m3
1S1 Wastewater Pond(428771011) - AC	22-Jul-17	Iodine-131	-1.25E-03	8.81E-03	5.35E-03	pCi/m3
1S1 Wastewater Pond(429647011) - AC	29-Jul-17	Iodine-131	-3.22E-03	1.00E-02	6.72E-03	pCi/m3
1S1 Wastewater Pond(430026010) - AC	5-Aug-17	Iodine-131	1.47E-03	7.66E-03	4.25E-03	pCi/m3
1S1 Wastewater Pond(430661011) - AC	12-Aug-17	Iodine-131	9.97E-04	7.89E-03	4.85E-03	pCi/m3
1S1 Wastewater Pond(431149006) - AC	19-Aug-17	Iodine-131	2.13E-03	1.21E-02	6.72E-03	pCi/m3
1S1 Wastewater Pond(431732011) - AC	26-Aug-17	Iodine-131	1.59E-03	8.04E-03	4.39E-03	pCi/m3
1S1 Wastewater Pond(432171006) - AC	2-Sep-17	Iodine-131	-1.18E-03	7.30E-03	4.51E-03	pCi/m3
1S1 Wastewater Pond(432554011) - AC	9-Sep-17	Iodine-131	4.41E-03	7.57E-03	1.05E-02	pCi/m3
1S1 Wastewater Pond(433050007) - AC	16-Sep-17	Iodine-131	4.98E-03	9.69E-03	7.18E-03	pCi/m3
1S1 Wastewater Pond(433619011) - AC	23-Sep-17	Iodine-131	-4.59E-03	1.25E-02	8.32E-03	pCi/m3
1S1 Wastewater Pond(434138011) - AC	30-Sep-17	Iodine-131	-4.86E-03	8.60E-03	6.36E-03	pCi/m3
1S1 Wastewater Pond(434739011) - AC	7-Oct-17	Iodine-131	1.56E-04	9.30E-03	5.93E-03	pCi/m3
1S1 Wastewater Pond(435277006) - AC	14-Oct-17	Iodine-131	2.45E-03	8.12E-03	4.63E-03	pCi/m3
1S1 Wastewater Pond(436040011) - AC	21-Oct-17	Iodine-131	3.94E-03	1.01E-02	5.62E-03	pCi/m3
1S1 Wastewater Pond(436579011) - AC	28-Oct-17	Iodine-131	8.42E-04	8.89E-03	5.03E-03	pCi/m3
1S1 Wastewater Pond(437170011) - AC	4-Nov-17	Iodine-131	4.45E-03	7.15E-03	3.65E-03	pCi/m3
1S1 Wastewater Pond(437862006) - AC	11-Nov-17	Iodine-131	-9.26E-04	7.27E-03	4.49E-03	pCi/m3
1S1 Wastewater Pond(438766012) - AC	18-Nov-17	Iodine-131	-6.51E-03	1.38E-02	9.75E-03	pCi/m3
1S1 Wastewater Pond(438751006) - AC	25-Nov-17	Iodine-131	-6.05E-04	7.00E-03	4.19E-03	pCi/m3
1S1 Wastewater Pond(439173011) - AC	2-Dec-17	Iodine-131	-2.23E-03	6.94E-03	5.14E-03	pCi/m3
1S1 Wastewater Pond(439809019) - AC	9-Dec-17	Iodine-131	-4.39E-03	7.66E-03	5.72E-03	pCi/m3
1S1 Wastewater Pond(440269011) - AC	16-Dec-17	Iodine-131	-3.42E-03	6.30E-03	4.92E-03	pCi/m3
1S1 Wastewater Pond(440708011) - AC	23-Dec-17	Iodine-131	-4.27E-03	1.71E-02	1.08E-02	pCi/m3
1S1 Wastewater Pond(440902008) - AC	30-Dec-17	Iodine-131	-4.21E-03	9.09E-03	6.25E-03	pCi/m3

2017 DCPD REMP Analysis Results Appendix A

1S1 Wastewater Pond - Air Particulate

Sample Name	Date Collected	Nuclide	Result	MDC	2 Sigma TPU	Units
1S1 Wastewater Pond(414169002) - AP	7-Jan-17	BETA	8.71E-03	1.57E-03	8.99E-03	pCi/m3
1S1 Wastewater Pond(414605002) - AP	14-Jan-17	BETA	1.91E-02	1.63E-03	8.46E-03	pCi/m3
1S1 Wastewater Pond(415087002) - AP	21-Jan-17	BETA	6.94E-03	1.67E-03	8.77E-03	pCi/m3
1S1 Wastewater Pond(415570002) - AP	28-Jan-17	BETA	2.83E-02	1.65E-03	8.28E-03	pCi/m3
1S1 Wastewater Pond(416000002) - AP	4-Feb-17	BETA	9.00E-03	1.59E-03	9.28E-03	pCi/m3
1S1 Wastewater Pond(416798002) - AP	11-Feb-17	BETA	1.87E-02	1.80E-03	8.30E-03	pCi/m3
1S1 Wastewater Pond(417215002) - AP	18-Feb-17	BETA	6.71E-03	1.63E-03	1.03E-02	pCi/m3
1S1 Wastewater Pond(417655002) - AP	25-Feb-17	BETA	9.88E-03	1.62E-03	9.10E-03	pCi/m3
1S1 Wastewater Pond(418228002) - AP	4-Mar-17	BETA	8.37E-03	1.70E-03	1.04E-02	pCi/m3
1S1 Wastewater Pond(418721003) - AP	11-Mar-17	BETA	1.56E-02	1.74E-03	9.72E-03	pCi/m3
1S1 Wastewater Pond(419121002) - AP	18-Mar-17	BETA	1.97E-02	1.73E-03	9.13E-03	pCi/m3
1S1 Wastewater Pond(419581001) - AP	25-Mar-17	BETA	1.09E-02	1.65E-03	7.88E-03	pCi/m3
1S1 Wastewater Pond(419998002) - AP	1-Apr-17	BETA	8.68E-03	1.57E-03	1.05E-02	pCi/m3
1S1 Wastewater Pond(420558002) - AP	8-Apr-17	BETA	1.99E-02	1.63E-03	1.13E-02	pCi/m3
1S1 Wastewater Pond(421106002) - AP	15-Apr-17	BETA	9.18E-03	1.66E-03	1.04E-02	pCi/m3
1S1 Wastewater Pond(421880006) - AP	22-Apr-17	BETA	1.11E-02	1.67E-03	9.36E-03	pCi/m3
1S1 Wastewater Pond(422342002) - AP	29-Apr-17	BETA	1.25E-02	1.75E-03	1.01E-02	pCi/m3
1S1 Wastewater Pond(422974002) - AP	6-May-17	BETA	9.45E-03	1.59E-03	8.71E-03	pCi/m3
1S1 Wastewater Pond(423473002) - AP	13-May-17	BETA	8.30E-03	1.60E-03	8.02E-03	pCi/m3
1S1 Wastewater Pond(424024002) - AP	20-May-17	BETA	7.79E-03	1.72E-03	1.03E-02	pCi/m3
1S1 Wastewater Pond(424467002) - AP	27-May-17	BETA	8.57E-03	1.52E-03	8.15E-03	pCi/m3
1S1 Wastewater Pond(425007002) - AP	4-Jun-17	BETA	6.48E-03	1.68E-03	9.29E-03	pCi/m3
1S1 Wastewater Pond(425188003) - AP	10-Jun-17	BETA	8.87E-03	1.67E-03	8.92E-03	pCi/m3
1S1 Wastewater Pond(426242002) - AP	17-Jun-17	BETA	5.07E-03	1.68E-03	1.12E-02	pCi/m3
1S1 Wastewater Pond(426509012) - AP	24-Jun-17	BETA	5.86E-03	1.67E-03	1.91E-03	pCi/m3
1S1 Wastewater Pond(427260002) - AP	1-Jul-17	BETA	1.23E-02	1.59E-03	7.14E-03	pCi/m3
1S1 Wastewater Pond(427172009) - AP	8-Jul-17	BETA	8.44E-03	1.57E-03	8.93E-03	pCi/m3
1S1 Wastewater Pond(428165012) - AP	15-Jul-17	BETA	1.01E-02	1.54E-03	8.46E-03	pCi/m3
1S1 Wastewater Pond(428771012) - AP	22-Jul-17	BETA	5.94E-03	1.67E-03	9.78E-03	pCi/m3
1S1 Wastewater Pond(429647012) - AP	29-Jul-17	BETA	5.42E-03	1.64E-03	9.65E-03	pCi/m3
1S1 Wastewater Pond(430026011) - AP	5-Aug-17	BETA	8.99E-03	1.52E-03	8.69E-03	pCi/m3
1S1 Wastewater Pond(430661012) - AP	12-Aug-17	BETA	1.01E-02	1.68E-03	8.94E-03	pCi/m3
1S1 Wastewater Pond(431149007) - AP	19-Aug-17	BETA	1.54E-02	1.68E-03	8.62E-03	pCi/m3
1S1 Wastewater Pond(431732012) - AP	26-Aug-17	BETA	1.17E-02	1.69E-03	9.61E-03	pCi/m3
1S1 Wastewater Pond(432171007) - AP	2-Sep-17	BETA	2.66E-02	1.61E-03	9.07E-03	pCi/m3
1S1 Wastewater Pond(432554012) - AP	9-Sep-17	BETA	2.35E-02	1.61E-03	8.62E-03	pCi/m3
1S1 Wastewater Pond(433050008) - AP	16-Sep-17	BETA	1.69E-02	1.50E-03	8.65E-03	pCi/m3
1S1 Wastewater Pond(433619012) - AP	23-Sep-17	BETA	2.11E-02	1.50E-03	1.11E-02	pCi/m3
1S1 Wastewater Pond(434138012) - AP	30-Sep-17	BETA	2.99E-02	1.59E-03	1.08E-02	pCi/m3
1S1 Wastewater Pond(434739012) - AP	7-Oct-17	BETA	3.03E-02	1.70E-03	1.06E-02	pCi/m3
1S1 Wastewater Pond(435277007) - AP	14-Oct-17	BETA	4.75E-02	1.71E-03	9.36E-03	pCi/m3
1S1 Wastewater Pond(436040012) - AP	21-Oct-17	BETA	1.79E-02	1.75E-03	9.54E-03	pCi/m3
1S1 Wastewater Pond(436579012) - AP	28-Oct-17	BETA	3.31E-02	1.73E-03	9.99E-03	pCi/m3

2017 DCPD REMP Analysis Results Appendix A

1S1 Wastewater Pond(437170012) - AP	4-Nov-17	BETA	3.68E-02	1.65E-03	9.08E-03	pCi/m3
1S1 Wastewater Pond(437862007) - AP	11-Nov-17	BETA	1.16E-02	1.77E-03	1.09E-02	pCi/m3
1S1 Wastewater Pond(438766002) - AP	18-Nov-17	BETA	2.11E-02	2.00E-03	9.88E-03	pCi/m3
1S1 Wastewater Pond(438751007) - AP	25-Nov-17	BETA	3.55E-02	1.50E-03	7.93E-03	pCi/m3
1S1 Wastewater Pond(439173012) - AP	2-Dec-17	BETA	2.63E-02	1.69E-03	1.22E-02	pCi/m3
1S1 Wastewater Pond(439809018) - AP	9-Dec-17	BETA	4.60E-02	2.00E-03	1.05E-02	pCi/m3
1S1 Wastewater Pond(440269012) - AP	16-Dec-17	BETA	4.92E-02	1.69E-03	8.66E-03	pCi/m3
1S1 Wastewater Pond(440708012) - AP	23-Dec-17	BETA	3.81E-02	1.74E-03	9.55E-03	pCi/m3
1S1 Wastewater Pond(440902009) - AP	30-Dec-17	BETA	9.31E-02	1.72E-03	1.15E-02	pCi/m3
1S1 Wastewater Pond(420629001) - AP	11-Feb-17	Cesium-134	3.69E-04	6.92E-04	3.53E-04	pCi/m3
1S1 Wastewater Pond(429517006) - AP	13-May-17	Cesium-134	-1.07E-04	4.41E-04	2.82E-04	pCi/m3
1S1 Wastewater Pond(435247005) - AP	12-Aug-17	Cesium-134	-3.31E-04	2.62E-04	3.60E-04	pCi/m3
1S1 Wastewater Pond(441602005) - AP	11-Nov-17	Cesium-134	-1.56E-04	5.52E-04	3.91E-04	pCi/m3
1S1 Wastewater Pond(420629001) - AP	11-Feb-17	Cesium-137	7.00E-05	5.12E-04	2.90E-04	pCi/m3
1S1 Wastewater Pond(429517006) - AP	13-May-17	Cesium-137	-5.90E-05	4.35E-04	2.75E-04	pCi/m3
1S1 Wastewater Pond(435247005) - AP	12-Aug-17	Cesium-137	1.43E-04	4.57E-04	2.48E-04	pCi/m3
1S1 Wastewater Pond(441602005) - AP	11-Nov-17	Cesium-137	-1.15E-05	6.04E-04	3.55E-04	pCi/m3

2F1 Morro Bay - Market Fish

Sample Name	Date Collected	Nuclide	Result	MDC	2 Sigma TPU	Units
2F1 Morro Bay(431136003) - FH Market	21-Aug-17	Cesium-134	-4.12E-01	4.16E+00	2.57E+00	pCi/kg
2F1 Morro Bay(434030001) - FH Market	2-Oct-17	Cesium-134	1.42E+00	4.63E+00	2.69E+00	pCi/kg
2F1 Morro Bay(431136003) - FH Market	21-Aug-17	Cesium-137	3.47E+00	3.47E+00	3.90E+00	pCi/kg
2F1 Morro Bay(434030001) - FH Market	2-Oct-17	Cesium-137	4.17E+00	4.17E+00	5.84E+00	pCi/kg
2F1 Morro Bay(431136003) - FH Market	21-Aug-17	Cobalt-58	3.10E-01	4.28E+00	2.58E+00	pCi/kg
2F1 Morro Bay(434030001) - FH Market	2-Oct-17	Cobalt-58	2.10E+00	4.69E+00	2.77E+00	pCi/kg
2F1 Morro Bay(431136003) - FH Market	21-Aug-17	Cobalt-60	6.19E-01	4.63E+00	2.64E+00	pCi/kg
2F1 Morro Bay(434030001) - FH Market	2-Oct-17	Cobalt-60	-1.77E+00	3.55E+00	2.49E+00	pCi/kg
2F1 Morro Bay(431136003) - FH Market	21-Aug-17	Iron-59	-5.92E-01	9.90E+00	6.17E+00	pCi/kg
2F1 Morro Bay(434030001) - FH Market	2-Oct-17	Iron-59	6.04E-01	9.44E+00	5.58E+00	pCi/kg
2F1 Morro Bay(431136003) - FH Market	21-Aug-17	Manganese-54	5.68E-04	3.44E+00	2.35E+00	pCi/kg
2F1 Morro Bay(434030001) - FH Market	2-Oct-17	Manganese-54	1.75E+00	4.59E+00	2.71E+00	pCi/kg
2F1 Morro Bay(431136003) - FH Market	21-Aug-17	Zinc-65	-1.73E-01	1.01E+01	6.24E+00	pCi/kg
2F1 Morro Bay(434030001) - FH Market	2-Oct-17	Zinc-65	1.41E+00	1.04E+01	6.11E+00	pCi/kg

3C1 Household Garden - Vegetation

Sample Name	Date Collected	Nuclide	Result	MDC	2 Sigma TPU	Units
3C1 Household Garden(417771001) - VG Brdleaf	2-Mar-17	Cesium-134	-2.49E+00	1.27E+01	7.67E+00	pCi/kg
3C1 Household Garden(425152001) - VG Brdleaf	8-Jun-17	Cesium-134	5.72E+00	1.20E+01	7.08E+00	pCi/kg
3C1 Household Garden(432266001) - VG Brdleaf	7-Sep-17	Cesium-134	-5.99E-02	1.18E+01	6.87E+00	pCi/kg
3C1 Household Garden(436580001) - VG Brdleaf	2-Nov-17	Cesium-134	1.65E+00	6.58E+00	3.80E+00	pCi/kg
3C1 Household Garden(417771001) - VG Brdleaf	2-Mar-17	Cesium-137	-1.05E+01	1.04E+01	1.00E+01	pCi/kg
3C1 Household Garden(425152001) - VG Brdleaf	8-Jun-17	Cesium-137	3.78E-01	8.55E+00	4.90E+00	pCi/kg
3C1 Household Garden(432266001) - VG Brdleaf	7-Sep-17	Cesium-137	4.69E+00	1.13E+01	6.85E+00	pCi/kg
3C1 Household Garden(436580001) - VG Brdleaf	2-Nov-17	Cesium-137	-7.70E-01	5.52E+00	3.26E+00	pCi/kg

2017 DCPD REMP Analysis Results Appendix A

3C1 Household Garden(417771001) - VG Brdleaf	2-Mar-17	Iodine-131	-9.63E+00	1.66E+01	1.26E+01	pCi/kg
3C1 Household Garden(425152001) - VG Brdleaf	8-Jun-17	Iodine-131	3.04E+00	1.47E+01	8.63E+00	pCi/kg
3C1 Household Garden(432266001) - VG Brdleaf	7-Sep-17	Iodine-131	2.93E+00	1.56E+01	9.16E+00	pCi/kg
3C1 Household Garden(436580001) - VG Brdleaf	2-Nov-17	Iodine-131	1.30E+00	8.66E+00	5.10E+00	pCi/kg

3C1 Household Garden - Fruit

Sample Name	Date Collected	Nuclide	Result	MDC	2 Sigma TPU	Units
3C1 Household Garden(417771002) - VG Fruit	2-Mar-17	Cesium-134	7.02E-01	4.64E+00	2.79E+00	pCi/kg
3C1 Household Garden(425152002) - VG Fruit	8-Jun-17	Cesium-134	2.15E+00	4.70E+00	2.79E+00	pCi/kg
3C1 Household Garden(432266002) - VG Fruit	7-Sep-17	Cesium-134	1.64E+00	6.28E+00	3.55E+00	pCi/kg
3C1 Household Garden(436580002) - VG Fruit	2-Nov-17	Cesium-134	4.39E-01	3.98E+00	2.28E+00	pCi/kg
3C1 Household Garden(417771002) - VG Fruit	2-Mar-17	Cesium-137	1.46E+00	4.90E+00	2.92E+00	pCi/kg
3C1 Household Garden(425152002) - VG Fruit	8-Jun-17	Cesium-137	4.00E-01	4.00E+00	2.47E+00	pCi/kg
3C1 Household Garden(432266002) - VG Fruit	7-Sep-17	Cesium-137	7.90E-02	6.08E+00	3.71E+00	pCi/kg
3C1 Household Garden(436580002) - VG Fruit	2-Nov-17	Cesium-137	-8.46E-01	3.65E+00	2.36E+00	pCi/kg
3C1 Household Garden(417771002) - VG Fruit	2-Mar-17	Iodine-131	-2.19E+00	5.87E+00	3.72E+00	pCi/kg
3C1 Household Garden(425152002) - VG Fruit	8-Jun-17	Iodine-131	-9.57E-01	5.67E+00	3.50E+00	pCi/kg
3C1 Household Garden(432266002) - VG Fruit	7-Sep-17	Iodine-131	3.71E-01	8.73E+00	5.10E+00	pCi/kg
3C1 Household Garden(436580002) - VG Fruit	2-Nov-17	Iodine-131	-1.82E+00	6.08E+00	3.81E+00	pCi/kg

5F1 SLO OEL - Air Cartridge

Sample Name	Date Collected	Nuclide	Result	MDC	2 Sigma TPU	Units
5F1 SLO OEL(414169013) - AC	7-Jan-17	Iodine-131	-8.07E-04	7.72E-03	4.62E-03	pCi/m3
5F1 SLO OEL(414605013) - AC	14-Jan-17	Iodine-131	-5.40E-04	7.26E-03	4.34E-03	pCi/m3
5F1 SLO OEL(415087013) - AC	21-Jan-17	Iodine-131	2.73E-03	9.10E-03	5.01E-03	pCi/m3
5F1 SLO OEL(415570013) - AC	28-Jan-17	Iodine-131	-3.54E-04	7.99E-03	4.78E-03	pCi/m3
5F1 SLO OEL(416000013) - AC	4-Feb-17	Iodine-131	1.77E-03	1.58E-02	8.93E-03	pCi/m3
5F1 SLO OEL(416798013) - AC	11-Feb-17	Iodine-131	1.80E-03	7.45E-03	4.06E-03	pCi/m3
5F1 SLO OEL(417215013) - AC	18-Feb-17	Iodine-131	1.45E-03	1.01E-02	5.84E-03	pCi/m3
5F1 SLO OEL(417655013) - AC	25-Feb-17	Iodine-131	-8.22E-04	7.38E-03	4.94E-03	pCi/m3
5F1 SLO OEL(418228013) - AC	4-Mar-17	Iodine-131	2.49E-03	1.17E-02	6.60E-03	pCi/m3
5F1 SLO OEL(418721014) - AC	11-Mar-17	Iodine-131	-2.87E-03	7.80E-03	5.31E-03	pCi/m3
5F1 SLO OEL(419121013) - AC	18-Mar-17	Iodine-131	-9.16E-04	6.19E-03	3.74E-03	pCi/m3
5F1 SLO OEL(419581012) - AC	25-Mar-17	Iodine-131	2.77E-03	1.22E-02	6.83E-03	pCi/m3
5F1 SLO OEL(419998013) - AC	1-Apr-17	Iodine-131	2.70E-03	9.93E-03	5.50E-03	pCi/m3
5F1 SLO OEL(420558013) - AC	8-Apr-17	Iodine-131	9.99E-04	8.88E-03	5.10E-03	pCi/m3
5F1 SLO OEL(421106013) - AC	15-Apr-17	Iodine-131	4.99E-03	1.11E-02	6.27E-03	pCi/m3
5F1 SLO OEL(421880011) - AC	22-Apr-17	Iodine-131	-3.23E-03	8.44E-03	6.56E-03	pCi/m3
5F1 SLO OEL(422342013) - AC	29-Apr-17	Iodine-131	-2.20E-03	7.38E-03	4.86E-03	pCi/m3
5F1 SLO OEL(422974013) - AC	6-May-17	Iodine-131	4.52E-03	9.83E-03	5.55E-03	pCi/m3
5F1 SLO OEL(423473013) - AC	13-May-17	Iodine-131	-2.23E-03	9.51E-03	6.14E-03	pCi/m3
5F1 SLO OEL(424024013) - AC	20-May-17	Iodine-131	4.00E-04	8.51E-03	4.91E-03	pCi/m3
5F1 SLO OEL(424467013) - AC	27-May-17	Iodine-131	-3.94E-03	5.32E-03	4.40E-03	pCi/m3
5F1 SLO OEL(425007017) - AC	3-Jun-17	Iodine-131	3.12E-03	1.07E-02	5.74E-03	pCi/m3
5F1 SLO OEL(425188014) - AC	10-Jun-17	Iodine-131	2.13E-04	9.78E-03	5.61E-03	pCi/m3

2017 DCPD REMP Analysis Results Appendix A

5F1 SLO OEL(426242013) - AC	17-Jun-17	Iodine-131	-4.38E-03	8.26E-03	6.71E-03	pCi/m3
5F1 SLO OEL(426509001) - AC	24-Jun-17	Iodine-131	1.66E-04	7.33E-03	4.26E-03	pCi/m3
5F1 SLO OEL(427260013) - AC	1-Jul-17	Iodine-131	6.33E-03	1.12E-02	6.27E-03	pCi/m3
5F1 SLO OEL(427172002) - AC	9-Jul-17	Iodine-131	5.04E-04	7.69E-03	4.37E-03	pCi/m3
5F1 SLO OEL(428165001) - AC	15-Jul-17	Iodine-131	-1.14E-03	8.06E-03	4.92E-03	pCi/m3
5F1 SLO OEL(428771001) - AC	22-Jul-17	Iodine-131	-3.55E-03	7.69E-03	5.56E-03	pCi/m3
5F1 SLO OEL(429647001) - AC	29-Jul-17	Iodine-131	-6.93E-03	1.06E-02	8.43E-03	pCi/m3
5F1 SLO OEL(430026019) - AC	5-Aug-17	Iodine-131	-1.01E-03	7.63E-03	5.20E-03	pCi/m3
5F1 SLO OEL(430661001) - AC	12-Aug-17	Iodine-131	-2.92E-03	7.61E-03	5.33E-03	pCi/m3
5F1 SLO OEL(431149015) - AC	19-Aug-17	Iodine-131	-1.10E-05	1.03E-02	5.97E-03	pCi/m3
5F1 SLO OEL(431732001) - AC	26-Aug-17	Iodine-131	5.25E-04	8.54E-03	4.93E-03	pCi/m3
5F1 SLO OEL(432171015) - AC	2-Sep-17	Iodine-131	8.74E-03	8.74E-03	6.24E-03	pCi/m3
5F1 SLO OEL(432554001) - AC	9-Sep-17	Iodine-131	7.70E-04	9.67E-03	5.57E-03	pCi/m3
5F1 SLO OEL(433050016) - AC	16-Sep-17	Iodine-131	-6.93E-04	7.22E-03	4.34E-03	pCi/m3
5F1 SLO OEL(433619001) - AC	23-Sep-17	Iodine-131	1.89E-03	1.04E-02	5.85E-03	pCi/m3
5F1 SLO OEL(434138001) - AC	30-Sep-17	Iodine-131	8.23E-03	1.46E-02	8.14E-03	pCi/m3
5F1 SLO OEL(434739001) - AC	7-Oct-17	Iodine-131	1.63E-03	8.38E-03	4.82E-03	pCi/m3
5F1 SLO OEL(435277016) - AC	14-Oct-17	Iodine-131	7.76E-04	1.05E-02	7.04E-03	pCi/m3
5F1 SLO OEL(436040001) - AC	21-Oct-17	Iodine-131	1.03E-03	8.95E-03	5.40E-03	pCi/m3
5F1 SLO OEL(436579001) - AC	28-Oct-17	Iodine-131	-1.40E-03	9.32E-03	6.02E-03	pCi/m3
5F1 SLO OEL(437170001) - AC	4-Nov-17	Iodine-131	-6.36E-05	1.28E-02	7.79E-03	pCi/m3
5F1 SLO OEL(437862015) - AC	11-Nov-17	Iodine-131	2.18E-03	7.87E-03	4.31E-03	pCi/m3
5F1 SLO OEL(438766013) - AC	18-Nov-17	Iodine-131	8.68E-03	1.74E-02	1.02E-02	pCi/m3
5F1 SLO OEL(438751015) - AC	25-Nov-17	Iodine-131	3.14E-03	8.96E-03	4.96E-03	pCi/m3
5F1 SLO OEL(439173001) - AC	2-Dec-17	Iodine-131	2.96E-03	1.35E-02	7.61E-03	pCi/m3
5F1 SLO OEL(439809001) - AC	9-Dec-17	Iodine-131	-2.11E-03	8.94E-03	5.62E-03	pCi/m3
5F1 SLO OEL(440269001) - AC	16-Dec-17	Iodine-131	-1.75E-03	1.35E-02	8.41E-03	pCi/m3
5F1 SLO OEL(440708001) - AC	23-Dec-17	Iodine-131	-1.63E-03	8.63E-03	6.12E-03	pCi/m3
5F1 SLO OEL(440902015) - AC	30-Dec-17	Iodine-131	6.07E-03	1.42E-02	7.94E-03	pCi/m3

5F1 SLO OEL - Air Carbon-14

Sample Name	Date Collected	Nuclide	Result	MDC	2 Sigma TPU	Units
5F1 SLO OEL(414169009) - AC14	7-Jan-17	Carbon-14	-2.91E-07	6.41E-07	3.77E-07	uCi/m3
5F1 SLO OEL(414605009) - AC14	14-Jan-17	Carbon-14	-2.87E-07	5.82E-07	3.42E-07	uCi/m3
5F1 SLO OEL(415087009) - AC14	21-Jan-17	Carbon-14	4.50E-08	6.06E-07	3.62E-07	uCi/m3
5F1 SLO OEL(415570009) - AC14	28-Jan-17	Carbon-14	-1.52E-07	5.89E-07	3.49E-07	uCi/m3
5F1 SLO OEL(416000009) - AC14	4-Feb-17	Carbon-14	-3.24E-07	6.41E-07	3.76E-07	uCi/m3
5F1 SLO OEL(416798009) - AC14	11-Feb-17	Carbon-14	-2.75E-07	5.81E-07	3.42E-07	uCi/m3
5F1 SLO OEL(417215009) - AC14	18-Feb-17	Carbon-14	-1.09E-07	5.81E-07	3.44E-07	uCi/m3
5F1 SLO OEL(417655009) - AC14	25-Feb-17	Carbon-14	-3.70E-07	5.77E-07	3.37E-07	uCi/m3
5F1 SLO OEL(418228009) - AC14	4-Mar-17	Carbon-14	5.52E-08	5.34E-07	3.19E-07	uCi/m3
5F1 SLO OEL(418721010) - AC14	11-Mar-17	Carbon-14	-3.81E-07	5.69E-07	3.32E-07	uCi/m3
5F1 SLO OEL(419121009) - AC14	18-Mar-17	Carbon-14	1.78E-08	5.99E-07	3.57E-07	uCi/m3
5F1 SLO OEL(419581008) - AC14	25-Mar-17	Carbon-14	-3.06E-07	6.49E-07	3.82E-07	uCi/m3
5F1 SLO OEL(419998009) - AC14	1-Apr-17	Carbon-14	2.37E-07	6.56E-07	3.95E-07	uCi/m3

2017 DCPD REMP Analysis Results Appendix A

5F1 SLO OEL(420558009) - AC14	8-Apr-17	Carbon-14	1.26E-07	6.31E-07	3.78E-07	uCi/m3
5F1 SLO OEL(421106009) - AC14	15-Apr-17	Carbon-14	-8.84E-08	5.61E-07	3.33E-07	uCi/m3
5F1 SLO OEL(421880008) - AC14	22-Apr-17	Carbon-14	7.01E-08	5.68E-07	3.40E-07	uCi/m3
5F1 SLO OEL(422342009) - AC14	29-Apr-17	Carbon-14	1.12E-08	5.46E-07	3.26E-07	uCi/m3
5F1 SLO OEL(422974009) - AC14	6-May-17	Carbon-14	-1.04E-08	1.41E-08	8.20E-09	uCi/m3
5F1 SLO OEL(423473009) - AC14	13-May-17	Carbon-14	-4.20E-08	5.73E-07	3.41E-07	uCi/m3
5F1 SLO OEL(424024009) - AC14	20-May-17	Carbon-14	3.11E-08	5.45E-07	3.25E-07	uCi/m3
5F1 SLO OEL(424467009) - AC14	27-May-17	Carbon-14	3.08E-07	4.96E-07	3.01E-07	uCi/m3
5F1 SLO OEL(425007009) - AC14	3-Jun-17	Carbon-14	2.69E-07	5.38E-07	3.25E-07	uCi/m3
5F1 SLO OEL(425188010) - AC14	10-Jun-17	Carbon-14	-1.22E-07	5.17E-07	3.06E-07	uCi/m3
5F1 SLO OEL(426242009) - AC14	17-Jun-17	Carbon-14	-2.90E-07	5.14E-07	3.01E-07	uCi/m3
5F1 SLO OEL(426509003) - AC14	24-Jun-17	Carbon-14	-3.33E-07	5.74E-07	3.36E-07	uCi/m3
5F1 SLO OEL(427260009) - AC14	1-Jul-17	Carbon-14	-2.74E-08	5.62E-07	3.34E-07	uCi/m3
5F1 SLO OEL(427172016) - AC14	9-Jul-17	Carbon-14	-3.89E-07	7.56E-07	4.43E-07	uCi/m3
5F1 SLO OEL(428165003) - AC14	15-Jul-17	Carbon-14	-2.03E-07	5.57E-07	3.28E-07	uCi/m3
5F1 SLO OEL(428771003) - AC14	22-Jul-17	Carbon-14	-4.84E-07	5.66E-07	3.29E-07	uCi/m3
5F1 SLO OEL(429647003) - AC14	29-Jul-17	Carbon-14	-3.05E-07	6.11E-07	3.59E-07	uCi/m3
5F1 SLO OEL(430026021) - AC14	5-Aug-17	Carbon-14	-6.11E-07	7.93E-07	4.62E-07	uCi/m3
5F1 SLO OEL(430661003) - AC14	12-Aug-17	Carbon-14	-5.83E-07	9.02E-07	5.27E-07	uCi/m3
5F1 SLO OEL(431149017) - AC14	19-Aug-17	Carbon-14	-4.15E-07	5.99E-07	3.50E-07	uCi/m3
5F1 SLO OEL(431732003) - AC14	26-Aug-17	Carbon-14	-2.63E-07	6.22E-07	3.66E-07	uCi/m3
5F1 SLO OEL(432171017) - AC14	2-Sep-17	Carbon-14	-3.01E-07	5.41E-07	3.17E-07	uCi/m3
5F1 SLO OEL(432554003) - AC14	9-Sep-17	Carbon-14	-4.44E-07	5.65E-07	3.29E-07	uCi/m3
5F1 SLO OEL(433050018) - AC14	16-Sep-17	Carbon-14	3.49E-07	4.98E-07	3.03E-07	uCi/m3
5F1 SLO OEL(433619003) - AC14	23-Sep-17	Carbon-14	2.81E-07	5.16E-07	3.12E-07	uCi/m3
5F1 SLO OEL(434138003) - AC14	30-Sep-17	Carbon-14	-2.59E-08	5.54E-07	3.30E-07	uCi/m3
5F1 SLO OEL(434739003) - AC14	7-Oct-17	Carbon-14	-1.90E-07	5.94E-07	3.50E-07	uCi/m3
5F1 SLO OEL(435277018) - AC14	14-Oct-17	Carbon-14	-2.63E-07	5.50E-07	3.23E-07	uCi/m3
5F1 SLO OEL(436040003) - AC14	21-Oct-17	Carbon-14	-1.07E-07	5.58E-07	3.31E-07	uCi/m3
5F1 SLO OEL(436579003) - AC14	28-Oct-17	Carbon-14	-2.06E-07	5.51E-07	3.25E-07	uCi/m3
5F1 SLO OEL(437170003) - AC14	4-Nov-17	Carbon-14	-1.24E-07	5.87E-07	3.48E-07	uCi/m3
5F1 SLO OEL(437862017) - AC14	11-Nov-17	Carbon-14	-5.02E-07	5.93E-07	3.45E-07	uCi/m3
5F1 SLO OEL(438766009) - AC14	18-Nov-17	Carbon-14	-2.92E-07	6.60E-07	3.88E-07	uCi/m3
5F1 SLO OEL(438751017) - AC14	25-Nov-17	Carbon-14	3.22E-07	4.94E-07	3.00E-07	uCi/m3
5F1 SLO OEL(439173003) - AC14	2-Dec-17	Carbon-14	3.98E-07	5.75E-07	3.50E-07	uCi/m3
5F1 SLO OEL(439809003) - AC14	9-Dec-17	Carbon-14	3.70E-07	5.93E-07	3.60E-07	uCi/m3
5F1 SLO OEL(440269003) - AC14	16-Dec-17	Carbon-14	2.70E-07	5.00E-07	3.03E-07	uCi/m3
5F1 SLO OEL(440708003) - AC14	23-Dec-17	Carbon-14	1.63E-07	5.93E-07	3.56E-07	uCi/m3
5F1 SLO OEL(440902017) - AC14	30-Dec-17	Carbon-14	2.36E-08	6.38E-07	3.80E-07	uCi/m3

2017 DCPD REMP Analysis Results Appendix A

5F1 SLO OEL - Air Particulate

Sample Name	Date Collected	Nuclide	Result	MDC	2 Sigma TPU	Units
5F1 SLO OEL(414169003) - AP	7-Jan-17	BETA	9.74E-03	1.55E-03	8.88E-03	pCi/m3
5F1 SLO OEL(414605003) - AP	14-Jan-17	BETA	2.28E-02	1.64E-03	8.59E-03	pCi/m3
5F1 SLO OEL(415087003) - AP	21-Jan-17	BETA	1.18E-02	1.63E-03	8.69E-03	pCi/m3
5F1 SLO OEL(415570003) - AP	28-Jan-17	BETA	3.67E-02	1.66E-03	8.55E-03	pCi/m3
5F1 SLO OEL(416000003) - AP	4-Feb-17	BETA	1.08E-02	1.62E-03	9.48E-03	pCi/m3
5F1 SLO OEL(416798003) - AP	11-Feb-17	BETA	2.81E-02	1.77E-03	8.44E-03	pCi/m3
5F1 SLO OEL(417215003) - AP	18-Feb-17	BETA	1.21E-02	1.62E-03	1.04E-02	pCi/m3
5F1 SLO OEL(417655003) - AP	25-Feb-17	BETA	1.36E-02	1.61E-03	9.10E-03	pCi/m3
5F1 SLO OEL(418228003) - AP	4-Mar-17	BETA	1.51E-02	1.72E-03	1.07E-02	pCi/m3
5F1 SLO OEL(418721004) - AP	11-Mar-17	BETA	2.49E-02	1.76E-03	1.01E-02	pCi/m3
5F1 SLO OEL(419121003) - AP	18-Mar-17	BETA	2.34E-02	1.71E-03	9.16E-03	pCi/m3
5F1 SLO OEL(419581002) - AP	25-Mar-17	BETA	1.08E-02	1.66E-03	7.93E-03	pCi/m3
5F1 SLO OEL(419998003) - AP	1-Apr-17	BETA	1.26E-02	1.59E-03	1.07E-02	pCi/m3
5F1 SLO OEL(420558003) - AP	8-Apr-17	BETA	2.90E-02	1.58E-03	1.12E-02	pCi/m3
5F1 SLO OEL(421106003) - AP	15-Apr-17	BETA	1.08E-02	1.67E-03	1.05E-02	pCi/m3
5F1 SLO OEL(421880001) - AP	22-Apr-17	BETA	1.35E-02	1.73E-03	9.75E-03	pCi/m3
5F1 SLO OEL(422342003) - AP	29-Apr-17	BETA	1.45E-02	1.73E-03	1.00E-02	pCi/m3
5F1 SLO OEL(422974003) - AP	6-May-17	BETA	1.16E-02	1.61E-03	8.89E-03	pCi/m3
5F1 SLO OEL(423473003) - AP	13-May-17	BETA	1.09E-02	1.61E-03	8.16E-03	pCi/m3
5F1 SLO OEL(424024003) - AP	20-May-17	BETA	4.51E-03	1.71E-03	1.01E-02	pCi/m3
5F1 SLO OEL(424467003) - AP	27-May-17	BETA	1.15E-02	1.52E-03	8.23E-03	pCi/m3
5F1 SLO OEL(425007003) - AP	3-Jun-17	BETA	8.21E-03	1.70E-03	9.42E-03	pCi/m3
5F1 SLO OEL(425188004) - AP	10-Jun-17	BETA	1.26E-02	1.70E-03	9.17E-03	pCi/m3
5F1 SLO OEL(426242003) - AP	17-Jun-17	BETA	4.64E-03	1.70E-03	1.13E-02	pCi/m3
5F1 SLO OEL(426509002) - AP	24-Jun-17	BETA	8.86E-03	1.66E-03	2.23E-03	pCi/m3
5F1 SLO OEL(427260003) - AP	1-Jul-17	BETA	1.00E-02	1.56E-03	6.94E-03	pCi/m3
5F1 SLO OEL(427172003) - AP	9-Jul-17	BETA	1.31E-02	1.58E-03	9.11E-03	pCi/m3
5F1 SLO OEL(428165002) - AP	15-Jul-17	BETA	9.35E-03	1.64E-03	8.99E-03	pCi/m3
5F1 SLO OEL(428771002) - AP	22-Jul-17	BETA	7.40E-03	1.66E-03	9.72E-03	pCi/m3
5F1 SLO OEL(429647002) - AP	29-Jul-17	BETA	6.34E-03	1.63E-03	9.60E-03	pCi/m3
5F1 SLO OEL(430026020) - AP	5-Aug-17	BETA	1.58E-02	1.50E-03	8.78E-03	pCi/m3
5F1 SLO OEL(430661002) - AP	12-Aug-17	BETA	9.97E-03	1.68E-03	8.98E-03	pCi/m3
5F1 SLO OEL(431149016) - AP	19-Aug-17	BETA	1.61E-02	1.65E-03	8.52E-03	pCi/m3
5F1 SLO OEL(431732002) - AP	26-Aug-17	BETA	9.97E-03	1.68E-03	9.52E-03	pCi/m3
5F1 SLO OEL(432171016) - AP	2-Sep-17	BETA	2.92E-02	1.59E-03	9.04E-03	pCi/m3
5F1 SLO OEL(432554002) - AP	9-Sep-17	BETA	2.48E-02	1.63E-03	8.72E-03	pCi/m3
5F1 SLO OEL(433050017) - AP	16-Sep-17	BETA	2.46E-02	1.47E-03	8.71E-03	pCi/m3
5F1 SLO OEL(433619002) - AP	23-Sep-17	BETA	2.10E-02	1.51E-03	1.11E-02	pCi/m3
5F1 SLO OEL(434138002) - AP	30-Sep-17	BETA	2.49E-02	1.62E-03	1.08E-02	pCi/m3
5F1 SLO OEL(434739002) - AP	7-Oct-17	BETA	3.67E-02	1.71E-03	1.08E-02	pCi/m3
5F1 SLO OEL(435277017) - AP	14-Oct-17	BETA	4.44E-02	1.67E-03	9.07E-03	pCi/m3
5F1 SLO OEL(436040002) - AP	21-Oct-17	BETA	2.17E-02	1.77E-03	9.74E-03	pCi/m3
5F1 SLO OEL(436579002) - AP	28-Oct-17	BETA	3.80E-02	1.78E-03	1.04E-02	pCi/m3

2017 DCPD REMP Analysis Results Appendix A

5F1 SLO OEL(437170002) - AP	4-Nov-17	BETA	4.28E-02	1.66E-03	9.27E-03	pCi/m3
5F1 SLO OEL(437862016) - AP	11-Nov-17	BETA	1.35E-02	1.68E-03	1.03E-02	pCi/m3
5F1 SLO OEL(438766003) - AP	18-Nov-17	BETA	2.31E-02	2.02E-03	1.00E-02	pCi/m3
5F1 SLO OEL(438751016) - AP	25-Nov-17	BETA	3.62E-02	1.50E-03	7.97E-03	pCi/m3
5F1 SLO OEL(439173002) - AP	2-Dec-17	BETA	3.90E-02	1.71E-03	1.25E-02	pCi/m3
5F1 SLO OEL(439809002) - AP	9-Dec-17	BETA	4.97E-02	2.03E-03	1.07E-02	pCi/m3
5F1 SLO OEL(440269002) - AP	16-Dec-17	BETA	5.72E-02	1.56E-03	8.79E-03	pCi/m3
5F1 SLO OEL(440708002) - AP	23-Dec-17	BETA	4.92E-02	1.86E-03	9.80E-03	pCi/m3
5F1 SLO OEL(440902016) - AP	30-Dec-17	BETA	9.99E-02	1.70E-03	1.16E-02	pCi/m3
5F1 SLO OEL(420629002) - AP	11-Feb-17	Cesium-134	-5.92E-05	-4.74E-04	2.96E-04	pCi/m3
5F1 SLO OEL(429517001) - AP	13-May-17	Cesium-134	6.55E-05	5.04E-04	2.74E-04	pCi/m3
5F1 SLO OEL(435247001) - AP	12-Aug-17	Cesium-134	-3.39E-04	3.61E-04	3.25E-04	pCi/m3
5F1 SLO OEL(441602001) - AP	11-Nov-17	Cesium-134	8.10E-05	4.59E-04	2.53E-04	pCi/m3
5F1 SLO OEL(420629002) - AP	11-Feb-17	Cesium-137	3.62E-04	5.74E-04	3.09E-04	pCi/m3
5F1 SLO OEL(429517001) - AP	13-May-17	Cesium-137	-1.50E-04	4.83E-04	3.22E-04	pCi/m3
5F1 SLO OEL(435247001) - AP	12-Aug-17	Cesium-137	4.20E-05	4.66E-04	2.74E-04	pCi/m3
5F1 SLO OEL(441602001) - AP	11-Nov-17	Cesium-137	-1.57E-05	4.85E-04	2.99E-04	pCi/m3

5F2 Cal Poly Farm - Milk

Sample Name	Date Collected	Nuclide	Result	MDC	2 Sigma TPU	Units
5F2 Cal Poly Farm(414077001) - MK	9-Jan-17	Barium-140	3.04E+00	1.13E+01	6.81E+00	pCi/L
5F2 Cal Poly Farm(415884001) - MK	6-Feb-17	Barium-140	-2.84E+00	9.60E+00	6.05E+00	pCi/L
5F2 Cal Poly Farm(418010001) - MK	6-Mar-17	Barium-140	-2.70E+00	1.00E+01	7.09E+00	pCi/L
5F2 Cal Poly Farm(420442001) - MK	10-Apr-17	Barium-140	3.72E+00	1.15E+01	7.35E+00	pCi/L
5F2 Cal Poly Farm(422791001) - MK	8-May-17	Barium-140	1.93E+00	9.56E+00	5.66E+00	pCi/L
5F2 Cal Poly Farm(424859001) - MK	5-Jun-17	Barium-140	-6.36E+00	1.09E+01	7.48E+00	pCi/L
5F2 Cal Poly Farm(428275004) - MK	17-Jul-17	Barium-140	-1.58E+00	1.31E+01	8.01E+00	pCi/L
5F2 Cal Poly Farm(429823001) - MK	7-Aug-17	Barium-140	4.43E+00	9.94E+00	5.97E+00	pCi/L
5F2 Cal Poly Farm(430800001) - MK	11-Sep-17	Barium-140	-6.94E-01	8.56E+00	5.20E+00	pCi/L
5F2 Cal Poly Farm(434441001) - MK	9-Oct-17	Barium-140	2.57E+00	8.80E+00	5.29E+00	pCi/L
5F2 Cal Poly Farm(437374001) - MK	13-Nov-17	Barium-140	-1.08E+00	8.97E+00	5.46E+00	pCi/L
5F2 Cal Poly Farm(438952001) - MK	4-Dec-17	Barium-140	3.48E-01	6.14E+00	3.68E+00	pCi/L
5F2 Cal Poly Farm(414077001) - MK	9-Jan-17	Cesium-134	-1.25E+00	2.10E+00	1.42E+00	pCi/L
5F2 Cal Poly Farm(415884001) - MK	6-Feb-17	Cesium-134	1.54E-05	2.11E+00	1.28E+00	pCi/L
5F2 Cal Poly Farm(418010001) - MK	6-Mar-17	Cesium-134	2.44E-01	1.97E+00	1.20E+00	pCi/L
5F2 Cal Poly Farm(420442001) - MK	10-Apr-17	Cesium-134	-2.06E-03	2.29E+00	1.34E+00	pCi/L
5F2 Cal Poly Farm(422791001) - MK	8-May-17	Cesium-134	-1.16E+00	1.94E+00	1.67E+00	pCi/L
5F2 Cal Poly Farm(424859001) - MK	5-Jun-17	Cesium-134	-1.25E-01	2.69E+00	1.64E+00	pCi/L
5F2 Cal Poly Farm(428275004) - MK	17-Jul-17	Cesium-134	4.91E-02	1.84E+00	1.13E+00	pCi/L
5F2 Cal Poly Farm(429823001) - MK	7-Aug-17	Cesium-134	2.55E-01	1.87E+00	1.12E+00	pCi/L
5F2 Cal Poly Farm(430800001) - MK	11-Sep-17	Cesium-134	4.06E-01	1.80E+00	1.03E+00	pCi/L
5F2 Cal Poly Farm(434441001) - MK	9-Oct-17	Cesium-134	-5.56E-01	1.81E+00	1.49E+00	pCi/L
5F2 Cal Poly Farm(437374001) - MK	13-Nov-17	Cesium-134	-9.54E-02	1.83E+00	1.20E+00	pCi/L
5F2 Cal Poly Farm(438952001) - MK	4-Dec-17	Cesium-134	4.74E-01	1.89E+00	2.40E+00	pCi/L
5F2 Cal Poly Farm(414077001) - MK	9-Jan-17	Cesium-137	-1.48E+00	2.07E+00	2.60E+00	pCi/L

2017 DCPD REMP Analysis Results Appendix A

5F2 Cal Poly Farm(415884001) - MK	6-Feb-17	Cesium-137	1.01E-01	1.95E+00	1.17E+00	pCi/L
5F2 Cal Poly Farm(418010001) - MK	6-Mar-17	Cesium-137	1.52E+00	1.71E+00	1.90E+00	pCi/L
5F2 Cal Poly Farm(420442001) - MK	10-Apr-17	Cesium-137	4.32E-01	2.12E+00	1.21E+00	pCi/L
5F2 Cal Poly Farm(422791001) - MK	8-May-17	Cesium-137	-1.11E+00	1.59E+00	1.17E+00	pCi/L
5F2 Cal Poly Farm(424859001) - MK	5-Jun-17	Cesium-137	-5.47E-01	2.48E+00	1.55E+00	pCi/L
5F2 Cal Poly Farm(428275004) - MK	17-Jul-17	Cesium-137	6.13E-01	2.00E+00	1.21E+00	pCi/L
5F2 Cal Poly Farm(429823001) - MK	7-Aug-17	Cesium-137	-3.05E-01	1.57E+00	9.77E-01	pCi/L
5F2 Cal Poly Farm(430800001) - MK	11-Sep-17	Cesium-137	6.15E-01	1.56E+00	1.45E+00	pCi/L
5F2 Cal Poly Farm(434441001) - MK	9-Oct-17	Cesium-137	2.64E-01	1.67E+00	1.01E+00	pCi/L
5F2 Cal Poly Farm(437374001) - MK	13-Nov-17	Cesium-137	2.66E-01	1.77E+00	1.07E+00	pCi/L
5F2 Cal Poly Farm(438952001) - MK	4-Dec-17	Cesium-137	-7.20E-02	1.63E+00	1.00E+00	pCi/L
5F2 Cal Poly Farm(414077001) - MK	9-Jan-17	Iodine-131	5.38E-02	3.58E-01	2.04E-01	pCi/L
5F2 Cal Poly Farm(415884001) - MK	6-Feb-17	Iodine-131	-5.60E-03	4.64E-01	2.80E-01	pCi/L
5F2 Cal Poly Farm(418010001) - MK	6-Mar-17	Iodine-131	-1.32E-01	5.48E-01	4.97E-01	pCi/L
5F2 Cal Poly Farm(420442001) - MK	10-Apr-17	Iodine-131	1.60E-01	3.30E-01	2.05E-01	pCi/L
5F2 Cal Poly Farm(422791001) - MK	8-May-17	Iodine-131	1.20E-01	4.63E-01	2.78E-01	pCi/L
5F2 Cal Poly Farm(424859001) - MK	5-Jun-17	Iodine-131	8.79E-03	5.16E-01	3.10E-01	pCi/L
5F2 Cal Poly Farm(428275004) - MK	17-Jul-17	Iodine-131	1.22E-01	5.42E-01	3.33E-01	pCi/L
5F2 Cal Poly Farm(429823001) - MK	7-Aug-17	Iodine-131	2.02E-01	6.85E-01	3.94E-01	pCi/L
5F2 Cal Poly Farm(430800001) - MK	11-Sep-17	Iodine-131	5.24E-02	5.29E-01	3.25E-01	pCi/L
5F2 Cal Poly Farm(434441001) - MK	9-Oct-17	Iodine-131	7.41E-02	9.68E-01	5.94E-01	pCi/L
5F2 Cal Poly Farm(437374001) - MK	13-Nov-17	Iodine-131	-8.77E-02	7.63E-01	4.65E-01	pCi/L
5F2 Cal Poly Farm(438952001) - MK	4-Dec-17	Iodine-131	3.87E-01	5.41E-01	3.67E-01	pCi/L
5F2 Cal Poly Farm(414077001) - MK	9-Jan-17	Lanthanum-140	-2.56E+00	3.03E+00	2.36E+00	pCi/L
5F2 Cal Poly Farm(415884001) - MK	6-Feb-17	Lanthanum-140	-2.12E+00	2.81E+00	2.12E+00	pCi/L
5F2 Cal Poly Farm(418010001) - MK	6-Mar-17	Lanthanum-140	1.26E+00	3.21E+00	1.88E+00	pCi/L
5F2 Cal Poly Farm(420442001) - MK	10-Apr-17	Lanthanum-140	-2.55E+00	2.94E+00	4.15E+00	pCi/L
5F2 Cal Poly Farm(422791001) - MK	8-May-17	Lanthanum-140	-9.71E-01	2.56E+00	1.98E+00	pCi/L
5F2 Cal Poly Farm(424859001) - MK	5-Jun-17	Lanthanum-140	-1.52E+00	3.31E+00	2.36E+00	pCi/L
5F2 Cal Poly Farm(428275004) - MK	17-Jul-17	Lanthanum-140	1.32E+00	4.07E+00	2.35E+00	pCi/L
5F2 Cal Poly Farm(429823001) - MK	7-Aug-17	Lanthanum-140	-3.40E-01	2.63E+00	1.63E+00	pCi/L
5F2 Cal Poly Farm(430800001) - MK	11-Sep-17	Lanthanum-140	-1.68E-01	2.55E+00	1.58E+00	pCi/L
5F2 Cal Poly Farm(434441001) - MK	9-Oct-17	Lanthanum-140	-1.75E+00	2.21E+00	1.99E+00	pCi/L
5F2 Cal Poly Farm(437374001) - MK	13-Nov-17	Lanthanum-140	-1.72E+00	2.30E+00	1.82E+00	pCi/L
5F2 Cal Poly Farm(438952001) - MK	4-Dec-17	Lanthanum-140	1.74E-01	2.03E+00	1.23E+00	pCi/L
5F2 Cal Poly Farm(414077001) - MK	9-Jan-17	Total Strontium	-7.02E-01	1.25E+00	6.80E-01	pCi/L
5F2 Cal Poly Farm(415884001) - MK	6-Feb-17	Total Strontium	4.20E-01	1.25E+00	7.89E-01	pCi/L
5F2 Cal Poly Farm(418010001) - MK	6-Mar-17	Total Strontium	-4.80E-01	7.43E-01	3.92E-01	pCi/L
5F2 Cal Poly Farm(420442001) - MK	10-Apr-17	Total Strontium	-9.06E-01	1.18E+00	6.28E-01	pCi/L
5F2 Cal Poly Farm(422791001) - MK	8-May-17	Total Strontium	-7.15E-02	9.20E-01	5.42E-01	pCi/L
5F2 Cal Poly Farm(424859001) - MK	5-Jun-17	Total Strontium	1.07E-01	8.85E-01	5.40E-01	pCi/L
5F2 Cal Poly Farm(428275004) - MK	17-Jul-17	Total Strontium	5.56E-01	6.44E-01	4.80E-01	pCi/L
5F2 Cal Poly Farm(429823001) - MK	7-Aug-17	Total Strontium	-9.40E-01	8.48E-01	4.13E-01	pCi/L
5F2 Cal Poly Farm(430800001) - MK	11-Sep-17	Total Strontium	2.27E-02	8.91E-01	5.35E-01	pCi/L
5F2 Cal Poly Farm(434441001) - MK	9-Oct-17	Total Strontium	-3.33E-01	1.05E+00	5.94E-01	pCi/L

2017 DCPD REMP Analysis Results Appendix A

5F2 Cal Poly Farm(437374001) - MK	13-Nov-17	Total Strontium	-3.94E-01	8.39E-01	4.44E-01	pCi/L
5F2 Cal Poly Farm(438952001) - MK	4-Dec-17	Total Strontium	2.26E-01	8.18E-01	5.08E-01	pCi/L

5F2 Cal Poly Farm - Vegetation

Sample Name	Date Collected	Nuclide	Result	MDC	2 Sigma TPU	Units
5F2 Cal Poly Farm(414077002) - VG Brdleaf	9-Jan-17	Cesium-134	3.06E+00	9.65E+00	5.77E+00	pCi/kg
5F2 Cal Poly Farm(415884002) - VG Brdleaf	6-Feb-17	Cesium-134	4.55E+00	1.29E+01	8.33E+00	pCi/kg
5F2 Cal Poly Farm(418010002) - VG Brdleaf	6-Mar-17	Cesium-134	9.52E-01	1.29E+01	7.67E+00	pCi/kg
5F2 Cal Poly Farm(420442002) - VG Brdleaf	10-Apr-17	Cesium-134	8.91E+00	1.70E+01	1.04E+01	pCi/kg
5F2 Cal Poly Farm(422791002) - VG Brdleaf	8-May-17	Cesium-134	1.47E+00	1.45E+01	8.78E+00	pCi/kg
5F2 Cal Poly Farm(424859002) - VG Brdleaf	5-Jun-17	Cesium-134	-1.15E+00	1.14E+01	6.71E+00	pCi/kg
5F2 Cal Poly Farm(428275001) - VG Brdleaf	17-Jul-17	Cesium-134	5.19E+00	1.21E+01	7.00E+00	pCi/kg
5F2 Cal Poly Farm(429823002) - VG Brdleaf	7-Aug-17	Cesium-134	-7.38E+00	1.32E+01	9.27E+00	pCi/kg
5F2 Cal Poly Farm(430800002) - VG Brdleaf	11-Sep-17	Cesium-134	2.57E+00	1.05E+01	6.01E+00	pCi/kg
5F2 Cal Poly Farm(434441002) - VG Brdleaf	9-Oct-17	Cesium-134	2.83E+00	1.07E+01	6.38E+00	pCi/kg
5F2 Cal Poly Farm(437374002) - VG Brdleaf	13-Nov-17	Cesium-134	-3.57E+00	1.28E+01	7.89E+00	pCi/kg
5F2 Cal Poly Farm(438952002) - VG Brdleaf	4-Dec-17	Cesium-134	-2.78E+00	1.04E+01	6.42E+00	pCi/kg
5F2 Cal Poly Farm(414077002) - VG Brdleaf	9-Jan-17	Cesium-137	-6.12E-01	9.38E+00	5.74E+00	pCi/kg
5F2 Cal Poly Farm(415884002) - VG Brdleaf	6-Feb-17	Cesium-137	1.41E+00	1.16E+01	6.61E+00	pCi/kg
5F2 Cal Poly Farm(418010002) - VG Brdleaf	6-Mar-17	Cesium-137	2.22E-01	1.12E+01	6.63E+00	pCi/kg
5F2 Cal Poly Farm(420442002) - VG Brdleaf	10-Apr-17	Cesium-137	-6.67E+00	1.90E+01	1.48E+01	pCi/kg
5F2 Cal Poly Farm(422791002) - VG Brdleaf	8-May-17	Cesium-137	-7.14E+00	1.15E+01	8.36E+00	pCi/kg
5F2 Cal Poly Farm(424859002) - VG Brdleaf	5-Jun-17	Cesium-137	1.98E+00	1.15E+01	6.91E+00	pCi/kg
5F2 Cal Poly Farm(428275001) - VG Brdleaf	17-Jul-17	Cesium-137	-4.34E+00	1.09E+01	7.33E+00	pCi/kg
5F2 Cal Poly Farm(429823002) - VG Brdleaf	7-Aug-17	Cesium-137	4.45E+00	1.58E+01	9.49E+00	pCi/kg
5F2 Cal Poly Farm(430800002) - VG Brdleaf	11-Sep-17	Cesium-137	-4.03E+00	8.28E+00	5.43E+00	pCi/kg
5F2 Cal Poly Farm(434441002) - VG Brdleaf	9-Oct-17	Cesium-137	-1.14E+00	8.75E+00	5.43E+00	pCi/kg
5F2 Cal Poly Farm(437374002) - VG Brdleaf	13-Nov-17	Cesium-137	3.96E+00	1.29E+01	7.44E+00	pCi/kg
5F2 Cal Poly Farm(438952002) - VG Brdleaf	4-Dec-17	Cesium-137	2.23E-02	9.74E+00	6.36E+00	pCi/kg
5F2 Cal Poly Farm(414077002) - VG Brdleaf	9-Jan-17	Iodine-131	1.19E+00	1.07E+01	6.22E+00	pCi/kg
5F2 Cal Poly Farm(415884002) - VG Brdleaf	6-Feb-17	Iodine-131	1.14E+00	1.34E+01	7.98E+00	pCi/kg
5F2 Cal Poly Farm(418010002) - VG Brdleaf	6-Mar-17	Iodine-131	-1.66E-01	1.33E+01	8.36E+00	pCi/kg
5F2 Cal Poly Farm(420442002) - VG Brdleaf	10-Apr-17	Iodine-131	-6.75E+00	1.69E+01	1.06E+01	pCi/kg
5F2 Cal Poly Farm(422791002) - VG Brdleaf	8-May-17	Iodine-131	1.12E-01	1.48E+01	8.69E+00	pCi/kg
5F2 Cal Poly Farm(424859002) - VG Brdleaf	5-Jun-17	Iodine-131	1.14E+00	1.29E+01	7.54E+00	pCi/kg
5F2 Cal Poly Farm(428275001) - VG Brdleaf	17-Jul-17	Iodine-131	3.22E+00	1.27E+01	7.57E+00	pCi/kg
5F2 Cal Poly Farm(429823002) - VG Brdleaf	7-Aug-17	Iodine-131	2.36E+00	1.86E+01	1.10E+01	pCi/kg
5F2 Cal Poly Farm(430800002) - VG Brdleaf	11-Sep-17	Iodine-131	1.21E+00	1.18E+01	6.94E+00	pCi/kg
5F2 Cal Poly Farm(434441002) - VG Brdleaf	9-Oct-17	Iodine-131	1.66E+00	1.04E+01	6.03E+00	pCi/kg
5F2 Cal Poly Farm(437374002) - VG Brdleaf	13-Nov-17	Iodine-131	-3.90E+00	1.49E+01	9.28E+00	pCi/kg
5F2 Cal Poly Farm(438952002) - VG Brdleaf	4-Dec-17	Iodine-131	6.29E+00	1.94E+01	1.17E+01	pCi/kg

2017 DCPD REMP Analysis Results Appendix A

5S2 Diablo Creek Weir - Drinking Water

Sample Name	Date Collected	Nuclide	Result	MDC	2 Sigma TPU	Units
5S2 Diablo Creek Weir(414165001) - DW	10-Jan-17	BETA	9.31E-01	1.20E+00	8.21E-01	pCi/L
5S2 Diablo Creek Weir(416025001) - DW	7-Feb-17	BETA	7.71E-01	1.80E+00	1.13E+00	pCi/L
5S2 Diablo Creek Weir(418006001) - DW	6-Mar-17	BETA	2.27E+00	2.88E+00	1.82E+00	pCi/L
5S2 Diablo Creek Weir(420547004) - DW	11-Apr-17	BETA	1.50E+00	2.78E+00	1.72E+00	pCi/L
5S2 Diablo Creek Weir(422990002) - DW	9-May-17	BETA	5.13E+00	1.90E+00	1.60E+00	pCi/L
5S2 Diablo Creek Weir(425023003) - DW	6-Jun-17	BETA	5.14E+00	3.67E+00	2.47E+00	pCi/L
5S2 Diablo Creek Weir(428036003) - DW	18-Jul-17	BETA	2.11E+00	1.63E+00	1.15E+00	pCi/L
5S2 Diablo Creek Weir(429885003) - DW	8-Aug-17	BETA	2.16E+00	2.62E+00	1.66E+00	pCi/L
5S2 Diablo Creek Weir(432124003) - DW	5-Sep-17	BETA	3.06E+00	2.31E+00	1.57E+00	pCi/L
5S2 Diablo Creek Weir(434625004) - DW	10-Oct-17	BETA	2.78E+00	2.42E+00	1.60E+00	pCi/L
5S2 Diablo Creek Weir(437138002) - DW	7-Nov-17	BETA	3.52E+00	1.48E+00	1.22E+00	pCi/L
5S2 Diablo Creek Weir(437746001) - DW	14-Nov-17	BETA	3.40E+00	2.05E+00	1.48E+00	pCi/L
5S2 Diablo Creek Weir(439155005) - DW	5-Dec-17	BETA	1.61E+00	2.56E+00	1.61E+00	pCi/L
5S2 Diablo Creek Weir(414165001) - DW	10-Jan-17	Barium-140	1.26E+00	8.87E+00	5.26E+00	pCi/L
5S2 Diablo Creek Weir(416025001) - DW	7-Feb-17	Barium-140	-1.79E+00	1.18E+01	7.40E+00	pCi/L
5S2 Diablo Creek Weir(418006001) - DW	6-Mar-17	Barium-140	3.14E+00	9.74E+00	6.49E+00	pCi/L
5S2 Diablo Creek Weir(420547004) - DW	11-Apr-17	Barium-140	-6.63E+00	1.28E+01	1.23E+01	pCi/L
5S2 Diablo Creek Weir(422990002) - DW	9-May-17	Barium-140	1.42E+00	8.30E+00	5.33E+00	pCi/L
5S2 Diablo Creek Weir(425023003) - DW	6-Jun-17	Barium-140	1.83E+00	8.03E+00	5.20E+00	pCi/L
5S2 Diablo Creek Weir(428036003) - DW	18-Jul-17	Barium-140	7.62E-01	1.75E+01	1.07E+01	pCi/L
5S2 Diablo Creek Weir(429885003) - DW	8-Aug-17	Barium-140	-2.02E+00	6.78E+00	4.27E+00	pCi/L
5S2 Diablo Creek Weir(432124003) - DW	5-Sep-17	Barium-140	-6.18E-03	1.26E+01	8.60E+00	pCi/L
5S2 Diablo Creek Weir(434625004) - DW	10-Oct-17	Barium-140	5.76E+00	1.06E+01	6.56E+00	pCi/L
5S2 Diablo Creek Weir(437138002) - DW	7-Nov-17	Barium-140	-8.14E-01	8.30E+00	7.26E+00	pCi/L
5S2 Diablo Creek Weir(437746001) - DW	14-Nov-17	Barium-140	2.84E+00	7.77E+00	4.66E+00	pCi/L
5S2 Diablo Creek Weir(439155005) - DW	5-Dec-17	Barium-140	6.18E-01	7.34E+00	4.32E+00	pCi/L
5S2 Diablo Creek Weir(414165001) - DW	10-Jan-17	Cesium-134	3.91E-01	1.63E+00	9.89E-01	pCi/L
5S2 Diablo Creek Weir(416025001) - DW	7-Feb-17	Cesium-134	5.25E-01	2.65E+00	2.66E+00	pCi/L
5S2 Diablo Creek Weir(418006001) - DW	6-Mar-17	Cesium-134	-1.21E-01	1.73E+00	1.01E+00	pCi/L
5S2 Diablo Creek Weir(420547004) - DW	11-Apr-17	Cesium-134	2.26E-01	2.59E+00	1.50E+00	pCi/L
5S2 Diablo Creek Weir(422990002) - DW	9-May-17	Cesium-134	7.56E-01	1.56E+00	9.41E-01	pCi/L
5S2 Diablo Creek Weir(425023003) - DW	6-Jun-17	Cesium-134	3.12E-01	1.50E+00	8.95E-01	pCi/L
5S2 Diablo Creek Weir(428036003) - DW	18-Jul-17	Cesium-134	6.13E-01	2.40E+00	1.57E+00	pCi/L
5S2 Diablo Creek Weir(429885003) - DW	8-Aug-17	Cesium-134	-3.05E-01	1.42E+00	9.04E-01	pCi/L
5S2 Diablo Creek Weir(432124003) - DW	5-Sep-17	Cesium-134	-8.09E-01	1.83E+00	1.19E+00	pCi/L
5S2 Diablo Creek Weir(434625004) - DW	10-Oct-17	Cesium-134	-1.13E+00	1.75E+00	1.23E+00	pCi/L
5S2 Diablo Creek Weir(437138002) - DW	7-Nov-17	Cesium-134	1.15E+00	1.65E+00	1.04E+00	pCi/L
5S2 Diablo Creek Weir(437746001) - DW	14-Nov-17	Cesium-134	7.16E-01	1.52E+00	9.33E-01	pCi/L
5S2 Diablo Creek Weir(439155005) - DW	5-Dec-17	Cesium-134	-5.48E-02	1.47E+00	9.02E-01	pCi/L
5S2 Diablo Creek Weir(414165001) - DW	10-Jan-17	Cesium-137	-1.93E-01	1.62E+00	1.01E+00	pCi/L
5S2 Diablo Creek Weir(416025001) - DW	7-Feb-17	Cesium-137	7.28E-01	2.55E+00	1.67E+00	pCi/L
5S2 Diablo Creek Weir(418006001) - DW	6-Mar-17	Cesium-137	-2.26E-01	1.51E+00	1.08E+00	pCi/L
5S2 Diablo Creek Weir(420547004) - DW	11-Apr-17	Cesium-137	1.92E+00	2.47E+00	1.58E+00	pCi/L

2017 DCPD REMP Analysis Results Appendix A

5S2 Diablo Creek Weir(422990002) - DW	9-May-17	Cesium-137	2.50E-01	1.46E+00	8.56E-01	pCi/L
5S2 Diablo Creek Weir(425023003) - DW	6-Jun-17	Cesium-137	8.05E-01	1.27E+00	1.25E+00	pCi/L
5S2 Diablo Creek Weir(428036003) - DW	18-Jul-17	Cesium-137	2.83E-01	2.39E+00	1.38E+00	pCi/L
5S2 Diablo Creek Weir(429885003) - DW	8-Aug-17	Cesium-137	1.42E-01	1.29E+00	7.66E-01	pCi/L
5S2 Diablo Creek Weir(432124003) - DW	5-Sep-17	Cesium-137	4.66E-01	1.87E+00	1.07E+00	pCi/L
5S2 Diablo Creek Weir(434625004) - DW	10-Oct-17	Cesium-137	1.63E+00	2.11E+00	1.39E+00	pCi/L
5S2 Diablo Creek Weir(437138002) - DW	7-Nov-17	Cesium-137	-1.51E+00	1.40E+00	1.66E+00	pCi/L
5S2 Diablo Creek Weir(437746001) - DW	14-Nov-17	Cesium-137	1.10E+00	1.54E+00	9.95E-01	pCi/L
5S2 Diablo Creek Weir(439155005) - DW	5-Dec-17	Cesium-137	6.30E-01	1.38E+00	2.13E+00	pCi/L
5S2 Diablo Creek Weir(414165001) - DW	10-Jan-17	Cobalt-58	3.71E-01	1.36E+00	9.11E-01	pCi/L
5S2 Diablo Creek Weir(416025001) - DW	7-Feb-17	Cobalt-58	-1.54E-01	2.21E+00	1.30E+00	pCi/L
5S2 Diablo Creek Weir(418006001) - DW	6-Mar-17	Cobalt-58	-9.29E-02	1.55E+00	9.06E-01	pCi/L
5S2 Diablo Creek Weir(420547004) - DW	11-Apr-17	Cobalt-58	-5.37E-01	2.00E+00	1.23E+00	pCi/L
5S2 Diablo Creek Weir(422990002) - DW	9-May-17	Cobalt-58	-5.47E-01	1.22E+00	8.12E-01	pCi/L
5S2 Diablo Creek Weir(425023003) - DW	6-Jun-17	Cobalt-58	1.05E-01	1.53E+00	9.25E-01	pCi/L
5S2 Diablo Creek Weir(428036003) - DW	18-Jul-17	Cobalt-58	4.30E-01	2.62E+00	1.51E+00	pCi/L
5S2 Diablo Creek Weir(429885003) - DW	8-Aug-17	Cobalt-58	-1.93E-01	1.22E+00	7.69E-01	pCi/L
5S2 Diablo Creek Weir(432124003) - DW	5-Sep-17	Cobalt-58	4.15E-01	1.89E+00	1.09E+00	pCi/L
5S2 Diablo Creek Weir(434625004) - DW	10-Oct-17	Cobalt-58	-1.33E-01	1.99E+00	1.17E+00	pCi/L
5S2 Diablo Creek Weir(437138002) - DW	7-Nov-17	Cobalt-58	1.47E-01	1.41E+00	8.47E-01	pCi/L
5S2 Diablo Creek Weir(437746001) - DW	14-Nov-17	Cobalt-58	-3.42E-01	1.32E+00	8.53E-01	pCi/L
5S2 Diablo Creek Weir(439155005) - DW	5-Dec-17	Cobalt-58	-2.77E-01	1.35E+00	8.62E-01	pCi/L
5S2 Diablo Creek Weir(414165001) - DW	10-Jan-17	Cobalt-60	6.21E-01	1.67E+00	9.73E-01	pCi/L
5S2 Diablo Creek Weir(416025001) - DW	7-Feb-17	Cobalt-60	-1.08E+00	2.03E+00	1.39E+00	pCi/L
5S2 Diablo Creek Weir(418006001) - DW	6-Mar-17	Cobalt-60	-4.40E-01	1.68E+00	1.08E+00	pCi/L
5S2 Diablo Creek Weir(420547004) - DW	11-Apr-17	Cobalt-60	8.78E-01	2.25E+00	1.30E+00	pCi/L
5S2 Diablo Creek Weir(422990002) - DW	9-May-17	Cobalt-60	1.39E+00	1.56E+00	1.42E+00	pCi/L
5S2 Diablo Creek Weir(425023003) - DW	6-Jun-17	Cobalt-60	-3.71E-01	1.42E+00	8.94E-01	pCi/L
5S2 Diablo Creek Weir(428036003) - DW	18-Jul-17	Cobalt-60	3.42E-01	2.29E+00	1.36E+00	pCi/L
5S2 Diablo Creek Weir(429885003) - DW	8-Aug-17	Cobalt-60	9.41E-01	1.52E+00	9.13E-01	pCi/L
5S2 Diablo Creek Weir(432124003) - DW	5-Sep-17	Cobalt-60	-4.21E-01	1.74E+00	1.30E+00	pCi/L
5S2 Diablo Creek Weir(434625004) - DW	10-Oct-17	Cobalt-60	4.14E-01	1.99E+00	1.17E+00	pCi/L
5S2 Diablo Creek Weir(437138002) - DW	7-Nov-17	Cobalt-60	6.53E-01	1.71E+00	9.83E-01	pCi/L
5S2 Diablo Creek Weir(437746001) - DW	14-Nov-17	Cobalt-60	-2.15E-01	1.30E+00	7.95E-01	pCi/L
5S2 Diablo Creek Weir(439155005) - DW	5-Dec-17	Cobalt-60	3.59E-01	1.56E+00	9.01E-01	pCi/L
5S2 Diablo Creek Weir(414165001) - DW	10-Jan-17	Iodine-131	-2.72E-02	4.79E-01	2.77E-01	pCi/L
5S2 Diablo Creek Weir(416025001) - DW	7-Feb-17	Iodine-131	7.21E-02	5.75E-01	3.28E-01	pCi/L
5S2 Diablo Creek Weir(418006001) - DW	6-Mar-17	Iodine-131	-1.03E-01	5.46E-01	3.26E-01	pCi/L
5S2 Diablo Creek Weir(420547004) - DW	11-Apr-17	Iodine-131	-1.36E-01	4.24E-01	2.58E-01	pCi/L
5S2 Diablo Creek Weir(422990002) - DW	9-May-17	Iodine-131	2.92E-02	6.25E-01	3.60E-01	pCi/L
5S2 Diablo Creek Weir(425023003) - DW	6-Jun-17	Iodine-131	-3.03E-01	6.81E-01	4.26E-01	pCi/L
5S2 Diablo Creek Weir(428036003) - DW	18-Jul-17	Iodine-131	1.83E-02	6.25E-01	3.60E-01	pCi/L
5S2 Diablo Creek Weir(429885003) - DW	8-Aug-17	Iodine-131	5.25E-02	7.23E-01	4.44E-01	pCi/L
5S2 Diablo Creek Weir(432124003) - DW	5-Sep-17	Iodine-131	-1.37E-01	6.98E-01	4.12E-01	pCi/L
5S2 Diablo Creek Weir(434625004) - DW	10-Oct-17	Iodine-131	-1.12E-01	9.88E-01	5.81E-01	pCi/L

2017 DCPD REMP Analysis Results Appendix A

5S2 Diablo Creek Weir(437138002) - DW	7-Nov-17	Iodine-131	1.95E-01	5.50E-01	3.28E-01	pCi/L
5S2 Diablo Creek Weir(437746001) - DW	14-Nov-17	Iodine-131	-2.83E-01	7.04E-01	5.06E-01	pCi/L
5S2 Diablo Creek Weir(439155005) - DW	5-Dec-17	Iodine-131	9.59E-02	5.32E-01	3.10E-01	pCi/L
5S2 Diablo Creek Weir(414165001) - DW	10-Jan-17	Iron-55	-3.71E+01	1.01E+02	6.92E+01	pCi/L
5S2 Diablo Creek Weir(416025001) - DW	7-Feb-17	Iron-55	6.28E+00	7.74E+01	5.52E+01	pCi/L
5S2 Diablo Creek Weir(418006001) - DW	6-Mar-17	Iron-55	3.30E+00	7.87E+01	5.81E+01	pCi/L
5S2 Diablo Creek Weir(420547004) - DW	11-Apr-17	Iron-55	2.28E+01	9.66E+01	7.39E+01	pCi/L
5S2 Diablo Creek Weir(422990002) - DW	9-May-17	Iron-55	-1.23E+01	9.60E+01	6.96E+01	pCi/L
5S2 Diablo Creek Weir(425023003) - DW	6-Jun-17	Iron-55	-6.56E+01	8.10E+01	5.12E+01	pCi/L
5S2 Diablo Creek Weir(428036003) - DW	18-Jul-17	Iron-55	-4.80E+01	7.52E+01	5.00E+01	pCi/L
5S2 Diablo Creek Weir(429885003) - DW	8-Aug-17	Iron-55	1.16E+01	6.16E+01	4.29E+01	pCi/L
5S2 Diablo Creek Weir(432124003) - DW	5-Sep-17	Iron-55	-1.32E+01	5.82E+01	3.79E+01	pCi/L
5S2 Diablo Creek Weir(434625004) - DW	10-Oct-17	Iron-55	9.25E-01	4.91E+01	3.10E+01	pCi/L
5S2 Diablo Creek Weir(437138002) - DW	7-Nov-17	Iron-55	1.38E+00	6.74E+01	5.12E+01	pCi/L
5S2 Diablo Creek Weir(437746001) - DW	14-Nov-17	Iron-55	-6.20E+01	9.89E+01	7.03E+01	pCi/L
5S2 Diablo Creek Weir(439155005) - DW	5-Dec-17	Iron-55	-2.42E+01	6.89E+01	4.95E+01	pCi/L
5S2 Diablo Creek Weir(414165001) - DW	10-Jan-17	Iron-59	-1.78E-02	3.13E+00	1.85E+00	pCi/L
5S2 Diablo Creek Weir(416025001) - DW	7-Feb-17	Iron-59	6.28E-01	4.74E+00	2.89E+00	pCi/L
5S2 Diablo Creek Weir(418006001) - DW	6-Mar-17	Iron-59	1.47E+00	3.60E+00	2.12E+00	pCi/L
5S2 Diablo Creek Weir(420547004) - DW	11-Apr-17	Iron-59	8.27E-01	4.57E+00	2.63E+00	pCi/L
5S2 Diablo Creek Weir(422990002) - DW	9-May-17	Iron-59	-8.98E-02	2.51E+00	1.54E+00	pCi/L
5S2 Diablo Creek Weir(425023003) - DW	6-Jun-17	Iron-59	-1.14E+00	2.98E+00	1.90E+00	pCi/L
5S2 Diablo Creek Weir(428036003) - DW	18-Jul-17	Iron-59	3.20E-02	4.68E+00	2.73E+00	pCi/L
5S2 Diablo Creek Weir(429885003) - DW	8-Aug-17	Iron-59	-1.14E+00	2.79E+00	2.04E+00	pCi/L
5S2 Diablo Creek Weir(432124003) - DW	5-Sep-17	Iron-59	1.49E+00	4.38E+00	2.59E+00	pCi/L
5S2 Diablo Creek Weir(434625004) - DW	10-Oct-17	Iron-59	3.08E-01	4.09E+00	2.41E+00	pCi/L
5S2 Diablo Creek Weir(437138002) - DW	7-Nov-17	Iron-59	-3.47E-01	2.89E+00	1.71E+00	pCi/L
5S2 Diablo Creek Weir(437746001) - DW	14-Nov-17	Iron-59	-1.55E+00	2.54E+00	1.77E+00	pCi/L
5S2 Diablo Creek Weir(439155005) - DW	5-Dec-17	Iron-59	9.31E-01	3.22E+00	1.85E+00	pCi/L
5S2 Diablo Creek Weir(414165001) - DW	10-Jan-17	Lanthanum-140	1.06E-01	3.33E+00	2.01E+00	pCi/L
5S2 Diablo Creek Weir(416025001) - DW	7-Feb-17	Lanthanum-140	-9.87E-01	3.69E+00	2.33E+00	pCi/L
5S2 Diablo Creek Weir(418006001) - DW	6-Mar-17	Lanthanum-140	-6.84E-01	3.37E+00	2.17E+00	pCi/L
5S2 Diablo Creek Weir(420547004) - DW	11-Apr-17	Lanthanum-140	1.77E+00	4.43E+00	2.56E+00	pCi/L
5S2 Diablo Creek Weir(422990002) - DW	9-May-17	Lanthanum-140	7.92E-01	2.49E+00	1.41E+00	pCi/L
5S2 Diablo Creek Weir(425023003) - DW	6-Jun-17	Lanthanum-140	1.35E+00	2.68E+00	1.54E+00	pCi/L
5S2 Diablo Creek Weir(428036003) - DW	18-Jul-17	Lanthanum-140	1.19E-01	4.95E+00	3.34E+00	pCi/L
5S2 Diablo Creek Weir(429885003) - DW	8-Aug-17	Lanthanum-140	8.73E-01	2.51E+00	2.74E+00	pCi/L
5S2 Diablo Creek Weir(432124003) - DW	5-Sep-17	Lanthanum-140	3.03E+00	3.74E+00	6.73E+00	pCi/L
5S2 Diablo Creek Weir(434625004) - DW	10-Oct-17	Lanthanum-140	-3.06E-01	3.12E+00	1.97E+00	pCi/L
5S2 Diablo Creek Weir(437138002) - DW	7-Nov-17	Lanthanum-140	8.98E-01	2.81E+00	1.61E+00	pCi/L
5S2 Diablo Creek Weir(437746001) - DW	14-Nov-17	Lanthanum-140	-5.18E-01	2.27E+00	1.44E+00	pCi/L
5S2 Diablo Creek Weir(439155005) - DW	5-Dec-17	Lanthanum-140	6.79E-01	2.80E+00	1.64E+00	pCi/L
5S2 Diablo Creek Weir(414165001) - DW	10-Jan-17	Manganese-54	-8.50E-01	1.36E+00	9.30E-01	pCi/L
5S2 Diablo Creek Weir(416025001) - DW	7-Feb-17	Manganese-54	8.23E-02	2.11E+00	1.23E+00	pCi/L
5S2 Diablo Creek Weir(418006001) - DW	6-Mar-17	Manganese-54	-3.42E-01	1.51E+00	9.16E-01	pCi/L

2017 DCPD REMP Analysis Results Appendix A

5S2 Diablo Creek Weir(420547004) - DW	11-Apr-17	Manganese-54	-1.08E+00	2.17E+00	1.42E+00	pCi/L
5S2 Diablo Creek Weir(422990002) - DW	9-May-17	Manganese-54	-5.13E-01	1.20E+00	8.93E-01	pCi/L
5S2 Diablo Creek Weir(425023003) - DW	6-Jun-17	Manganese-54	-3.93E-01	1.30E+00	8.51E-01	pCi/L
5S2 Diablo Creek Weir(428036003) - DW	18-Jul-17	Manganese-54	3.36E-01	2.26E+00	1.30E+00	pCi/L
5S2 Diablo Creek Weir(429885003) - DW	8-Aug-17	Manganese-54	9.03E-03	1.28E+00	7.82E-01	pCi/L
5S2 Diablo Creek Weir(432124003) - DW	5-Sep-17	Manganese-54	-1.16E-01	1.74E+00	1.03E+00	pCi/L
5S2 Diablo Creek Weir(434625004) - DW	10-Oct-17	Manganese-54	-3.50E-01	1.86E+00	1.12E+00	pCi/L
5S2 Diablo Creek Weir(437138002) - DW	7-Nov-17	Manganese-54	2.78E-01	1.54E+00	9.24E-01	pCi/L
5S2 Diablo Creek Weir(437746001) - DW	14-Nov-17	Manganese-54	1.71E-01	1.25E+00	7.59E-01	pCi/L
5S2 Diablo Creek Weir(439155005) - DW	5-Dec-17	Manganese-54	5.77E-01	1.43E+00	8.70E-01	pCi/L
5S2 Diablo Creek Weir(414165001) - DW	10-Jan-17	Nickel-63	1.80E+00	3.64E+01	2.18E+01	pCi/L
5S2 Diablo Creek Weir(416025001) - DW	7-Feb-17	Nickel-63	1.52E+01	3.51E+01	2.16E+01	pCi/L
5S2 Diablo Creek Weir(418006001) - DW	6-Mar-17	Nickel-63	-1.94E+01	3.15E+01	1.84E+01	pCi/L
5S2 Diablo Creek Weir(420547004) - DW	11-Apr-17	Nickel-63	3.13E+00	3.03E+01	1.81E+01	pCi/L
5S2 Diablo Creek Weir(422990002) - DW	9-May-17	Nickel-63	-6.14E+00	2.13E+01	1.25E+01	pCi/L
5S2 Diablo Creek Weir(425023003) - DW	6-Jun-17	Nickel-63	-3.22E+00	3.54E+01	2.09E+01	pCi/L
5S2 Diablo Creek Weir(428036003) - DW	18-Jul-17	Nickel-63	-4.42E+00	3.00E+01	1.77E+01	pCi/L
5S2 Diablo Creek Weir(429885003) - DW	8-Aug-17	Nickel-63	-2.52E+00	3.43E+01	2.03E+01	pCi/L
5S2 Diablo Creek Weir(432124003) - DW	5-Sep-17	Nickel-63	2.77E+00	3.01E+01	1.80E+01	pCi/L
5S2 Diablo Creek Weir(434625004) - DW	10-Oct-17	Nickel-63	-6.49E+00	2.50E+01	1.47E+01	pCi/L
5S2 Diablo Creek Weir(437138002) - DW	7-Nov-17	Nickel-63	1.75E+01	2.76E+01	1.74E+01	pCi/L
5S2 Diablo Creek Weir(437746001) - DW	14-Nov-17	Nickel-63	6.40E+00	2.97E+01	1.80E+01	pCi/L
5S2 Diablo Creek Weir(439155005) - DW	5-Dec-17	Nickel-63	-4.02E+00	2.98E+01	1.76E+01	pCi/L
5S2 Diablo Creek Weir(414165001) - DW	10-Jan-17	Niobium-95	4.98E-01	1.65E+00	1.00E+00	pCi/L
5S2 Diablo Creek Weir(416025001) - DW	7-Feb-17	Niobium-95	-3.87E-03	2.32E+00	1.35E+00	pCi/L
5S2 Diablo Creek Weir(418006001) - DW	6-Mar-17	Niobium-95	1.35E+00	1.90E+00	1.19E+00	pCi/L
5S2 Diablo Creek Weir(420547004) - DW	11-Apr-17	Niobium-95	2.71E-01	2.36E+00	1.36E+00	pCi/L
5S2 Diablo Creek Weir(422990002) - DW	9-May-17	Niobium-95	1.89E-01	1.42E+00	9.34E-01	pCi/L
5S2 Diablo Creek Weir(425023003) - DW	6-Jun-17	Niobium-95	-4.22E-01	1.69E+00	1.24E+00	pCi/L
5S2 Diablo Creek Weir(428036003) - DW	18-Jul-17	Niobium-95	-4.10E-01	2.54E+00	1.51E+00	pCi/L
5S2 Diablo Creek Weir(429885003) - DW	8-Aug-17	Niobium-95	1.49E-01	1.54E+00	1.42E+00	pCi/L
5S2 Diablo Creek Weir(432124003) - DW	5-Sep-17	Niobium-95	-2.91E-01	1.89E+00	1.13E+00	pCi/L
5S2 Diablo Creek Weir(434625004) - DW	10-Oct-17	Niobium-95	1.10E+00	2.09E+00	1.24E+00	pCi/L
5S2 Diablo Creek Weir(437138002) - DW	7-Nov-17	Niobium-95	2.00E-01	1.55E+00	9.25E-01	pCi/L
5S2 Diablo Creek Weir(437746001) - DW	14-Nov-17	Niobium-95	1.51E-01	1.40E+00	8.48E-01	pCi/L
5S2 Diablo Creek Weir(439155005) - DW	5-Dec-17	Niobium-95	7.60E-01	1.63E+00	1.00E+00	pCi/L
5S2 Diablo Creek Weir(414165001) - DW	10-Jan-17	Total Strontium	-6.34E-01	1.06E+00	5.75E-01	pCi/L
5S2 Diablo Creek Weir(416025001) - DW	7-Feb-17	Total Strontium	-5.23E-01	9.06E-01	4.92E-01	pCi/L
5S2 Diablo Creek Weir(418006001) - DW	6-Mar-17	Total Strontium	-9.88E-01	1.00E+00	5.03E-01	pCi/L
5S2 Diablo Creek Weir(420547004) - DW	11-Apr-17	Total Strontium	-6.06E-01	8.16E-01	4.09E-01	pCi/L
5S2 Diablo Creek Weir(422990002) - DW	9-May-17	Total Strontium	-2.17E-01	1.33E+00	7.76E-01	pCi/L
5S2 Diablo Creek Weir(425023003) - DW	6-Jun-17	Total Strontium	3.19E-01	1.18E+00	7.34E-01	pCi/L
5S2 Diablo Creek Weir(428036003) - DW	18-Jul-17	Total Strontium	-2.35E-01	7.41E-01	4.16E-01	pCi/L
5S2 Diablo Creek Weir(429885003) - DW	8-Aug-17	Total Strontium	2.93E-01	1.17E+00	7.34E-01	pCi/L
5S2 Diablo Creek Weir(432124003) - DW	5-Sep-17	Total Strontium	7.20E-01	1.39E+00	9.28E-01	pCi/L

2017 DCPD REMP Analysis Results Appendix A

5S2 Diablo Creek Weir(434625004) - DW	10-Oct-17	Total Strontium	3.53E-01	1.00E+00	6.39E-01	pCi/L
5S2 Diablo Creek Weir(437138002) - DW	7-Nov-17	Total Strontium	1.33E-01	4.80E-01	3.04E-01	pCi/L
5S2 Diablo Creek Weir(437746001) - DW	14-Nov-17	Total Strontium	-9.57E-01	1.68E+00	8.81E-01	pCi/L
5S2 Diablo Creek Weir(439155005) - DW	5-Dec-17	Total Strontium	-5.47E-02	4.96E-01	2.89E-01	pCi/L
5S2 Diablo Creek Weir(414165001) - DW	10-Jan-17	Tritium	2.20E+02	2.66E+02	1.73E+02	pCi/L
5S2 Diablo Creek Weir(416025001) - DW	7-Feb-17	Tritium	-1.34E+02	3.62E+02	2.09E+02	pCi/L
5S2 Diablo Creek Weir(418006001) - DW	6-Mar-17	Tritium	-7.26E+01	2.66E+02	1.55E+02	pCi/L
5S2 Diablo Creek Weir(420547004) - DW	11-Apr-17	Tritium	-1.03E+02	3.10E+02	1.80E+02	pCi/L
5S2 Diablo Creek Weir(422990002) - DW	9-May-17	Tritium	-3.83E+01	2.76E+02	1.62E+02	pCi/L
5S2 Diablo Creek Weir(425023003) - DW	6-Jun-17	Tritium	2.35E+01	2.72E+02	1.63E+02	pCi/L
5S2 Diablo Creek Weir(428036003) - DW	18-Jul-17	Tritium	-4.41E+01	3.05E+02	1.80E+02	pCi/L
5S2 Diablo Creek Weir(429885003) - DW	8-Aug-17	Tritium	-2.30E+01	2.54E+02	1.50E+02	pCi/L
5S2 Diablo Creek Weir(432124003) - DW	5-Sep-17	Tritium	-2.71E+00	2.83E+02	1.69E+02	pCi/L
5S2 Diablo Creek Weir(434625004) - DW	10-Oct-17	Tritium	-6.11E+01	3.07E+02	1.80E+02	pCi/L
5S2 Diablo Creek Weir(437138002) - DW	7-Nov-17	Tritium	-1.58E+02	2.65E+02	1.51E+02	pCi/L
5S2 Diablo Creek Weir(437746001) - DW	14-Nov-17	Tritium	-7.34E+00	2.52E+02	1.50E+02	pCi/L
5S2 Diablo Creek Weir(439155005) - DW	5-Dec-17	Tritium	3.31E+01	2.84E+02	1.71E+02	pCi/L
5S2 Diablo Creek Weir(414165001) - DW	10-Jan-17	Zinc-65	1.40E+00	3.24E+00	1.93E+00	pCi/L
5S2 Diablo Creek Weir(416025001) - DW	7-Feb-17	Zinc-65	-1.99E+00	4.68E+00	3.03E+00	pCi/L
5S2 Diablo Creek Weir(418006001) - DW	6-Mar-17	Zinc-65	-1.37E+00	3.14E+00	2.09E+00	pCi/L
5S2 Diablo Creek Weir(420547004) - DW	11-Apr-17	Zinc-65	-1.34E-02	4.80E+00	2.81E+00	pCi/L
5S2 Diablo Creek Weir(422990002) - DW	9-May-17	Zinc-65	8.81E-01	2.86E+00	1.71E+00	pCi/L
5S2 Diablo Creek Weir(425023003) - DW	6-Jun-17	Zinc-65	3.03E-02	2.67E+00	1.55E+00	pCi/L
5S2 Diablo Creek Weir(428036003) - DW	18-Jul-17	Zinc-65	6.95E-01	4.62E+00	2.67E+00	pCi/L
5S2 Diablo Creek Weir(429885003) - DW	8-Aug-17	Zinc-65	-4.16E-01	2.57E+00	1.55E+00	pCi/L
5S2 Diablo Creek Weir(432124003) - DW	5-Sep-17	Zinc-65	2.49E-01	3.47E+00	2.34E+00	pCi/L
5S2 Diablo Creek Weir(434625004) - DW	10-Oct-17	Zinc-65	-2.54E+00	3.68E+00	2.71E+00	pCi/L
5S2 Diablo Creek Weir(437138002) - DW	7-Nov-17	Zinc-65	6.57E-01	3.08E+00	1.80E+00	pCi/L
5S2 Diablo Creek Weir(437746001) - DW	14-Nov-17	Zinc-65	1.65E+00	3.03E+00	1.97E+00	pCi/L
5S2 Diablo Creek Weir(439155005) - DW	5-Dec-17	Zinc-65	-3.80E-01	3.03E+00	2.06E+00	pCi/L
5S2 Diablo Creek Weir(414165001) - DW	10-Jan-17	Zirconium-95	1.25E-01	2.76E+00	1.69E+00	pCi/L
5S2 Diablo Creek Weir(416025001) - DW	7-Feb-17	Zirconium-95	2.37E+00	4.59E+00	2.75E+00	pCi/L
5S2 Diablo Creek Weir(418006001) - DW	6-Mar-17	Zirconium-95	-8.99E-01	2.67E+00	1.66E+00	pCi/L
5S2 Diablo Creek Weir(420547004) - DW	11-Apr-17	Zirconium-95	1.19E-01	4.19E+00	2.43E+00	pCi/L
5S2 Diablo Creek Weir(422990002) - DW	9-May-17	Zirconium-95	3.29E-01	2.49E+00	1.47E+00	pCi/L
5S2 Diablo Creek Weir(425023003) - DW	6-Jun-17	Zirconium-95	-3.05E-01	2.54E+00	1.58E+00	pCi/L
5S2 Diablo Creek Weir(428036003) - DW	18-Jul-17	Zirconium-95	-2.27E-01	4.31E+00	2.53E+00	pCi/L
5S2 Diablo Creek Weir(429885003) - DW	8-Aug-17	Zirconium-95	6.18E-02	2.38E+00	1.45E+00	pCi/L
5S2 Diablo Creek Weir(432124003) - DW	5-Sep-17	Zirconium-95	-1.18E+00	3.20E+00	2.03E+00	pCi/L
5S2 Diablo Creek Weir(434625004) - DW	10-Oct-17	Zirconium-95	2.35E+00	3.81E+00	2.81E+00	pCi/L
5S2 Diablo Creek Weir(437138002) - DW	7-Nov-17	Zirconium-95	-4.06E-01	2.55E+00	1.59E+00	pCi/L
5S2 Diablo Creek Weir(437746001) - DW	14-Nov-17	Zirconium-95	-5.04E-01	2.45E+00	1.99E+00	pCi/L
5S2 Diablo Creek Weir(439155005) - DW	5-Dec-17	Zirconium-95	-4.45E-01	2.41E+00	1.52E+00	pCi/L

2017 DCPD REMP Analysis Results Appendix A

6C1 Household Garden - Vegetation

Sample Name	Date Collected	Nuclide	Result	MDC	2 Sigma TPU	Units
6C1 Household Garden(414980001) - VG Brdleaf	19-Jan-17	Cesium-134	-1.91E-01	1.64E+01	1.49E+01	pCi/kg
6C1 Household Garden(420442005) - VG Brdleaf	10-Apr-17	Cesium-134	-6.40E+00	2.58E+01	1.58E+01	pCi/kg
6C1 Household Garden(429520001) - VG Brdleaf	3-Aug-17	Cesium-134	4.60E+00	1.56E+01	1.04E+01	pCi/kg
6C1 Household Garden(436774001) - VG Brdleaf	26-Oct-17	Cesium-134	6.72E+00	1.10E+01	6.70E+00	pCi/kg
6C1 Household Garden(414980001) - VG Brdleaf	19-Jan-17	Cesium-137	-7.19E+00	1.38E+01	9.70E+00	pCi/kg
6C1 Household Garden(420442005) - VG Brdleaf	10-Apr-17	Cesium-137	1.19E+01	2.66E+01	1.57E+01	pCi/kg
6C1 Household Garden(429520001) - VG Brdleaf	3-Aug-17	Cesium-137	2.81E+00	1.45E+01	8.74E+00	pCi/kg
6C1 Household Garden(436774001) - VG Brdleaf	26-Oct-17	Cesium-137	-8.82E+00	9.20E+00	7.55E+00	pCi/kg
6C1 Household Garden(414980001) - VG Brdleaf	19-Jan-17	Iodine-131	1.47E+01	2.38E+01	2.09E+01	pCi/kg
6C1 Household Garden(420442005) - VG Brdleaf	10-Apr-17	Iodine-131	-4.27E-01	2.79E+01	1.95E+01	pCi/kg
6C1 Household Garden(429520001) - VG Brdleaf	3-Aug-17	Iodine-131	-9.77E+00	2.04E+01	1.51E+01	pCi/kg
6C1 Household Garden(436774001) - VG Brdleaf	26-Oct-17	Iodine-131	-4.65E+00	1.49E+01	1.04E+01	pCi/kg

7C1 Pecho Creek Ruins - Vegetation

Sample Name	Date Collected	Nuclide	Result	MDC	2 Sigma TPU	Units
7C1 Pecho Creek Ruins(414077004) - VG Brdleaf	9-Jan-17	Cesium-134	5.07E+00	1.37E+01	1.49E+01	pCi/kg
7C1 Pecho Creek Ruins(415884004) - VG Brdleaf	6-Feb-17	Cesium-134	-1.02E+00	1.42E+01	9.91E+00	pCi/kg
7C1 Pecho Creek Ruins(418010004) - VG Brdleaf	6-Mar-17	Cesium-134	-1.94E-03	1.82E+01	1.19E+01	pCi/kg
7C1 Pecho Creek Ruins(420442004) - VG Brdleaf	10-Apr-17	Cesium-134	-1.67E+00	1.69E+01	1.07E+01	pCi/kg
7C1 Pecho Creek Ruins(422791004) - VG Brdleaf	8-May-17	Cesium-134	-5.51E+00	1.54E+01	1.04E+01	pCi/kg
7C1 Pecho Creek Ruins(424859004) - VG Brdleaf	5-Jun-17	Cesium-134	-1.79E-01	1.28E+01	7.85E+00	pCi/kg
7C1 Pecho Creek Ruins(428275002) - VG Brdleaf	17-Jul-17	Cesium-134	4.36E+00	1.01E+01	6.29E+00	pCi/kg
7C1 Pecho Creek Ruins(429823004) - VG Brdleaf	7-Aug-17	Cesium-134	6.35E+00	2.08E+01	1.27E+01	pCi/kg
7C1 Pecho Creek Ruins(430800004) - VG Brdleaf	11-Sep-17	Cesium-134	-1.20E+00	1.06E+01	6.24E+00	pCi/kg
7C1 Pecho Creek Ruins(434441004) - VG Brdleaf	9-Oct-17	Cesium-134	3.04E-01	6.93E+00	6.33E+00	pCi/kg
7C1 Pecho Creek Ruins(437374004) - VG Brdleaf	13-Nov-17	Cesium-134	-5.21E-01	1.40E+01	8.16E+00	pCi/kg
7C1 Pecho Creek Ruins(438952004) - VG Brdleaf	4-Dec-17	Cesium-134	8.09E+00	1.24E+01	7.73E+00	pCi/kg
7C1 Pecho Creek Ruins(414077004) - VG Brdleaf	9-Jan-17	Cesium-137	-1.54E+00	1.26E+01	7.87E+00	pCi/kg
7C1 Pecho Creek Ruins(415884004) - VG Brdleaf	6-Feb-17	Cesium-137	4.42E+00	1.36E+01	8.07E+00	pCi/kg
7C1 Pecho Creek Ruins(418010004) - VG Brdleaf	6-Mar-17	Cesium-137	-1.50E-01	1.54E+01	9.49E+00	pCi/kg
7C1 Pecho Creek Ruins(420442004) - VG Brdleaf	10-Apr-17	Cesium-137	2.10E-01	1.79E+01	1.09E+01	pCi/kg
7C1 Pecho Creek Ruins(422791004) - VG Brdleaf	8-May-17	Cesium-137	4.48E+00	1.78E+01	1.07E+01	pCi/kg
7C1 Pecho Creek Ruins(424859004) - VG Brdleaf	5-Jun-17	Cesium-137	-9.22E+00	1.54E+01	1.22E+01	pCi/kg
7C1 Pecho Creek Ruins(428275002) - VG Brdleaf	17-Jul-17	Cesium-137	1.11E+00	8.88E+00	5.26E+00	pCi/kg
7C1 Pecho Creek Ruins(429823004) - VG Brdleaf	7-Aug-17	Cesium-137	-5.78E+00	1.95E+01	1.70E+01	pCi/kg
7C1 Pecho Creek Ruins(430800004) - VG Brdleaf	11-Sep-17	Cesium-137	-2.93E+00	8.87E+00	5.86E+00	pCi/kg
7C1 Pecho Creek Ruins(434441004) - VG Brdleaf	9-Oct-17	Cesium-137	-8.62E-01	5.96E+00	3.73E+00	pCi/kg
7C1 Pecho Creek Ruins(437374004) - VG Brdleaf	13-Nov-17	Cesium-137	2.33E+00	1.25E+01	7.56E+00	pCi/kg
7C1 Pecho Creek Ruins(438952004) - VG Brdleaf	4-Dec-17	Cesium-137	3.57E+00	1.09E+01	6.40E+00	pCi/kg
7C1 Pecho Creek Ruins(414077004) - VG Brdleaf	9-Jan-17	Iodine-131	-3.09E-01	1.57E+01	9.21E+00	pCi/kg
7C1 Pecho Creek Ruins(415884004) - VG Brdleaf	6-Feb-17	Iodine-131	3.95E-01	1.54E+01	8.99E+00	pCi/kg
7C1 Pecho Creek Ruins(418010004) - VG Brdleaf	6-Mar-17	Iodine-131	-1.62E+00	1.91E+01	1.16E+01	pCi/kg
7C1 Pecho Creek Ruins(420442004) - VG Brdleaf	10-Apr-17	Iodine-131	4.95E-01	2.35E+01	1.37E+01	pCi/kg

2017 DCPD REMP Analysis Results Appendix A

7C1 Pecho Creek Ruins(422791004) - VG Brdleaf	8-May-17	Iodine-131	-2.22E+00	1.73E+01	1.03E+01	pCi/kg
7C1 Pecho Creek Ruins(424859004) - VG Brdleaf	5-Jun-17	Iodine-131	-4.90E+00	1.26E+01	7.90E+00	pCi/kg
7C1 Pecho Creek Ruins(428275002) - VG Brdleaf	17-Jul-17	Iodine-131	-2.63E+00	9.07E+00	5.56E+00	pCi/kg
7C1 Pecho Creek Ruins(429823004) - VG Brdleaf	7-Aug-17	Iodine-131	1.44E+00	2.34E+01	1.38E+01	pCi/kg
7C1 Pecho Creek Ruins(430800004) - VG Brdleaf	11-Sep-17	Iodine-131	-4.25E+00	1.46E+01	8.98E+00	pCi/kg
7C1 Pecho Creek Ruins(434441004) - VG Brdleaf	9-Oct-17	Iodine-131	2.16E+00	7.88E+00	4.61E+00	pCi/kg
7C1 Pecho Creek Ruins(437374004) - VG Brdleaf	13-Nov-17	Iodine-131	6.17E+00	1.85E+01	1.10E+01	pCi/kg
7C1 Pecho Creek Ruins(438952004) - VG Brdleaf	4-Dec-17	Iodine-131	3.09E+00	1.30E+01	7.43E+00	pCi/kg

7C2 Rattlesnake Canyon - Aquatic Vegetation Algae

Sample Name	Date Collected	Nuclide	Result	MDC	2 Sigma TPU	Units
7C2 Rattlesnake Canyon(417773002) - AV Algae	23-Feb-17	Cesium-134	-5.38E-01	1.18E+01	6.92E+00	pCi/kg
7C2 Rattlesnake Canyon(423567001) - AV Algae	15-May-17	Cesium-134	3.36E+00	7.46E+00	4.42E+00	pCi/kg
7C2 Rattlesnake Canyon(430026002) - AV Algae	9-Aug-17	Cesium-134	-6.58E+00	1.01E+01	8.79E+00	pCi/kg
7C2 Rattlesnake Canyon(435263002) - AV Algae	17-Oct-17	Cesium-134	-2.79E+00	9.99E+00	6.30E+00	pCi/kg
7C2 Rattlesnake Canyon(417773002) - AV Algae	23-Feb-17	Cesium-137	2.75E+00	1.12E+01	6.70E+00	pCi/kg
7C2 Rattlesnake Canyon(423567001) - AV Algae	15-May-17	Cesium-137	-2.42E+00	6.21E+00	4.72E+00	pCi/kg
7C2 Rattlesnake Canyon(430026002) - AV Algae	9-Aug-17	Cesium-137	4.08E+00	1.05E+01	6.03E+00	pCi/kg
7C2 Rattlesnake Canyon(435263002) - AV Algae	17-Oct-17	Cesium-137	5.03E+00	1.20E+01	7.19E+00	pCi/kg
7C2 Rattlesnake Canyon(417773002) - AV Algae	23-Feb-17	Cobalt-58	-3.74E-01	1.16E+01	6.77E+00	pCi/kg
7C2 Rattlesnake Canyon(423567001) - AV Algae	15-May-17	Cobalt-58	8.76E-01	6.66E+00	4.00E+00	pCi/kg
7C2 Rattlesnake Canyon(430026002) - AV Algae	9-Aug-17	Cobalt-58	3.61E+00	1.06E+01	6.11E+00	pCi/kg
7C2 Rattlesnake Canyon(435263002) - AV Algae	17-Oct-17	Cobalt-58	-2.35E+00	9.66E+00	6.03E+00	pCi/kg
7C2 Rattlesnake Canyon(417773002) - AV Algae	23-Feb-17	Cobalt-60	-9.16E-02	1.35E+01	8.13E+00	pCi/kg
7C2 Rattlesnake Canyon(423567001) - AV Algae	15-May-17	Cobalt-60	2.23E+00	8.07E+00	4.60E+00	pCi/kg
7C2 Rattlesnake Canyon(430026002) - AV Algae	9-Aug-17	Cobalt-60	4.55E+00	1.06E+01	6.70E+00	pCi/kg
7C2 Rattlesnake Canyon(435263002) - AV Algae	17-Oct-17	Cobalt-60	2.14E+00	9.12E+00	5.69E+00	pCi/kg

7C2 Rattlesnake Canyon - Aquatic Vegetation Kelp

Sample Name	Date Collected	Nuclide	Result	MDC	2 Sigma TPU	Units
7C2 Rattlesnake Canyon(415202001) - AV Kelp	25-Jan-17	Cesium-134	6.18E+00	1.49E+01	8.64E+00	pCi/kg
7C2 Rattlesnake Canyon(421119002) - AV Kelp	17-Apr-17	Cesium-134	-7.91E+00	1.13E+01	8.16E+00	pCi/kg
7C2 Rattlesnake Canyon(428646004) - AV Kelp	24-Jul-17	Cesium-134	2.85E+00	1.16E+01	6.90E+00	pCi/kg
7C2 Rattlesnake Canyon(435159007) - AV Kelp	16-Oct-17	Cesium-134	-4.48E+00	1.17E+01	7.94E+00	pCi/kg
7C2 Rattlesnake Canyon(415202001) - AV Kelp	25-Jan-17	Cesium-137	-2.01E+00	1.31E+01	7.77E+00	pCi/kg
7C2 Rattlesnake Canyon(421119002) - AV Kelp	17-Apr-17	Cesium-137	8.14E+00	1.36E+01	8.51E+00	pCi/kg
7C2 Rattlesnake Canyon(428646004) - AV Kelp	24-Jul-17	Cesium-137	-1.93E-01	9.72E+00	5.87E+00	pCi/kg
7C2 Rattlesnake Canyon(435159007) - AV Kelp	16-Oct-17	Cesium-137	1.10E+00	1.14E+01	6.79E+00	pCi/kg
7C2 Rattlesnake Canyon(415202001) - AV Kelp	25-Jan-17	Cobalt-58	-1.40E+00	1.30E+01	7.70E+00	pCi/kg
7C2 Rattlesnake Canyon(421119002) - AV Kelp	17-Apr-17	Cobalt-58	3.67E+00	1.30E+01	7.67E+00	pCi/kg
7C2 Rattlesnake Canyon(428646004) - AV Kelp	24-Jul-17	Cobalt-58	3.02E+00	9.36E+00	5.53E+00	pCi/kg
7C2 Rattlesnake Canyon(435159007) - AV Kelp	16-Oct-17	Cobalt-58	3.24E-01	1.28E+01	7.77E+00	pCi/kg
7C2 Rattlesnake Canyon(415202001) - AV Kelp	25-Jan-17	Cobalt-60	3.97E+00	1.30E+01	7.59E+00	pCi/kg
7C2 Rattlesnake Canyon(421119002) - AV Kelp	17-Apr-17	Cobalt-60	-5.71E+00	1.51E+01	1.01E+01	pCi/kg
7C2 Rattlesnake Canyon(428646004) - AV Kelp	24-Jul-17	Cobalt-60	5.28E+00	1.20E+01	6.92E+00	pCi/kg

2017 DCPD REMP Analysis Results Appendix A

7C2 Rattlesnake Canyon(435159007) - AV Kelp	16-Oct-17	Cobalt-60	7.01E+00	1.34E+01	7.70E+00	pCi/kg
---	-----------	-----------	----------	----------	----------	--------

7C2 Rattlesnake Canyon - Fish Perch

Sample Name	Date Collected	Nuclide	Result	MDC	2 Sigma TPU	Units
7C2 Rattlesnake Canyon(417211008) - FH Perch	14-Feb-17	Cesium-134	8.93E+00	8.93E+00	1.12E+01	pCi/kg
7C2 Rattlesnake Canyon(422991008) - FH Perch	3-May-17	Cesium-134	2.37E+00	6.84E+00	3.98E+00	pCi/kg
7C2 Rattlesnake Canyon(429520003) - FH Perch	19-Jul-17	Cesium-134	-2.81E+00	1.06E+01	6.85E+00	pCi/kg
7C2 Rattlesnake Canyon(437746003) - FH Perch	7-Nov-17	Cesium-134	7.89E-01	4.95E+00	2.99E+00	pCi/kg
7C2 Rattlesnake Canyon(417211008) - FH Perch	14-Feb-17	Cesium-137	8.03E+00	8.03E+00	1.14E+01	pCi/kg
7C2 Rattlesnake Canyon(422991008) - FH Perch	3-May-17	Cesium-137	2.93E+00	6.58E+00	3.90E+00	pCi/kg
7C2 Rattlesnake Canyon(429520003) - FH Perch	19-Jul-17	Cesium-137	-8.42E-01	1.07E+01	6.48E+00	pCi/kg
7C2 Rattlesnake Canyon(437746003) - FH Perch	7-Nov-17	Cesium-137	2.45E+00	4.65E+00	2.85E+00	pCi/kg
7C2 Rattlesnake Canyon(417211008) - FH Perch	14-Feb-17	Cobalt-58	-3.34E+00	8.43E+00	5.55E+00	pCi/kg
7C2 Rattlesnake Canyon(422991008) - FH Perch	3-May-17	Cobalt-58	2.97E+00	6.63E+00	3.92E+00	pCi/kg
7C2 Rattlesnake Canyon(429520003) - FH Perch	19-Jul-17	Cobalt-58	-6.16E-01	1.20E+01	7.36E+00	pCi/kg
7C2 Rattlesnake Canyon(437746003) - FH Perch	7-Nov-17	Cobalt-58	-3.53E-01	4.64E+00	2.89E+00	pCi/kg
7C2 Rattlesnake Canyon(417211008) - FH Perch	14-Feb-17	Cobalt-60	-7.75E-01	9.39E+00	1.01E+01	pCi/kg
7C2 Rattlesnake Canyon(422991008) - FH Perch	3-May-17	Cobalt-60	-1.89E+00	5.77E+00	3.68E+00	pCi/kg
7C2 Rattlesnake Canyon(429520003) - FH Perch	19-Jul-17	Cobalt-60	1.59E+00	1.20E+01	6.97E+00	pCi/kg
7C2 Rattlesnake Canyon(437746003) - FH Perch	7-Nov-17	Cobalt-60	-1.25E+00	3.99E+00	2.61E+00	pCi/kg
7C2 Rattlesnake Canyon(417211008) - FH Perch	14-Feb-17	Iron-59	-2.77E+00	1.90E+01	1.15E+01	pCi/kg
7C2 Rattlesnake Canyon(422991008) - FH Perch	3-May-17	Iron-59	-3.84E+00	1.50E+01	9.20E+00	pCi/kg
7C2 Rattlesnake Canyon(429520003) - FH Perch	19-Jul-17	Iron-59	-1.26E+01	3.09E+01	2.00E+01	pCi/kg
7C2 Rattlesnake Canyon(437746003) - FH Perch	7-Nov-17	Iron-59	-1.05E+00	1.16E+01	6.89E+00	pCi/kg
7C2 Rattlesnake Canyon(417211008) - FH Perch	14-Feb-17	Manganese-54	3.88E+00	7.95E+00	1.06E+01	pCi/kg
7C2 Rattlesnake Canyon(422991008) - FH Perch	3-May-17	Manganese-54	1.83E-02	5.97E+00	3.47E+00	pCi/kg
7C2 Rattlesnake Canyon(429520003) - FH Perch	19-Jul-17	Manganese-54	7.37E+00	1.15E+01	7.13E+00	pCi/kg
7C2 Rattlesnake Canyon(437746003) - FH Perch	7-Nov-17	Manganese-54	-7.45E-01	4.10E+00	2.62E+00	pCi/kg
7C2 Rattlesnake Canyon(417211008) - FH Perch	14-Feb-17	Zinc-65	-1.23E+00	2.00E+01	1.38E+01	pCi/kg
7C2 Rattlesnake Canyon(422991008) - FH Perch	3-May-17	Zinc-65	-4.33E+00	1.47E+01	9.09E+00	pCi/kg
7C2 Rattlesnake Canyon(429520003) - FH Perch	19-Jul-17	Zinc-65	-7.40E+00	2.37E+01	1.50E+01	pCi/kg
7C2 Rattlesnake Canyon(437746003) - FH Perch	7-Nov-17	Zinc-65	5.76E+00	1.11E+01	7.24E+00	pCi/kg

7C2 Rattlesnake Canyon - Rockfish

Sample Name	Date Collected	Nuclide	Result	MDC	2 Sigma TPU	Units
7C2 Rattlesnake Canyon(417211004) - FH Rockfish	14-Feb-17	Cesium-134	1.77E+00	4.72E+00	2.90E+00	pCi/kg
7C2 Rattlesnake Canyon(422991004) - FH Rockfish	3-May-17	Cesium-134	2.44E-01	3.57E+00	2.28E+00	pCi/kg
7C2 Rattlesnake Canyon(429520005) - FH Rockfish	19-Jul-17	Cesium-134	2.15E+00	1.36E+01	8.25E+00	pCi/kg
7C2 Rattlesnake Canyon(437746004) - FH Rockfish	7-Nov-17	Cesium-134	7.28E-01	4.22E+00	2.57E+00	pCi/kg
7C2 Rattlesnake Canyon(417211004) - FH Rockfish	14-Feb-17	Cesium-137	4.18E+00	4.30E+00	3.81E+00	pCi/kg
7C2 Rattlesnake Canyon(422991004) - FH Rockfish	3-May-17	Cesium-137	5.20E+00	3.41E+00	3.16E+00	pCi/kg
7C2 Rattlesnake Canyon(429520005) - FH Rockfish	19-Jul-17	Cesium-137	-2.80E+00	1.09E+01	6.97E+00	pCi/kg
7C2 Rattlesnake Canyon(437746004) - FH Rockfish	7-Nov-17	Cesium-137	3.60E+00	3.89E+00	5.71E+00	pCi/kg
7C2 Rattlesnake Canyon(417211004) - FH Rockfish	14-Feb-17	Cobalt-58	-4.33E-01	4.14E+00	2.45E+00	pCi/kg
7C2 Rattlesnake Canyon(422991004) - FH Rockfish	3-May-17	Cobalt-58	8.37E-01	3.54E+00	2.13E+00	pCi/kg

2017 DCPD REMP Analysis Results Appendix A

7C2 Rattlesnake Canyon(429520005) - FH Rockfsh	19-Jul-17	Cobalt-58	-1.46E-01	1.25E+01	7.20E+00	pCi/kg
7C2 Rattlesnake Canyon(437746004) - FH Rockfsh	7-Nov-17	Cobalt-58	7.09E-01	4.48E+00	2.74E+00	pCi/kg
7C2 Rattlesnake Canyon(417211004) - FH Rockfsh	14-Feb-17	Cobalt-60	2.36E+00	5.49E+00	3.26E+00	pCi/kg
7C2 Rattlesnake Canyon(422991004) - FH Rockfsh	3-May-17	Cobalt-60	1.33E+00	4.50E+00	4.59E+00	pCi/kg
7C2 Rattlesnake Canyon(429520005) - FH Rockfsh	19-Jul-17	Cobalt-60	2.06E-01	1.14E+01	6.82E+00	pCi/kg
7C2 Rattlesnake Canyon(437746004) - FH Rockfsh	7-Nov-17	Cobalt-60	-7.74E-01	3.89E+00	2.45E+00	pCi/kg
7C2 Rattlesnake Canyon(417211004) - FH Rockfsh	14-Feb-17	Iron-59	-2.81E+00	1.12E+01	6.98E+00	pCi/kg
7C2 Rattlesnake Canyon(422991004) - FH Rockfsh	3-May-17	Iron-59	4.83E-02	9.12E+00	5.30E+00	pCi/kg
7C2 Rattlesnake Canyon(429520005) - FH Rockfsh	19-Jul-17	Iron-59	1.49E+01	3.78E+01	2.45E+01	pCi/kg
7C2 Rattlesnake Canyon(437746004) - FH Rockfsh	7-Nov-17	Iron-59	-1.35E+00	1.16E+01	9.72E+00	pCi/kg
7C2 Rattlesnake Canyon(417211004) - FH Rockfsh	14-Feb-17	Manganese-54	1.54E+00	4.54E+00	2.63E+00	pCi/kg
7C2 Rattlesnake Canyon(422991004) - FH Rockfsh	3-May-17	Manganese-54	-8.23E-02	3.43E+00	2.12E+00	pCi/kg
7C2 Rattlesnake Canyon(429520005) - FH Rockfsh	19-Jul-17	Manganese-54	-4.32E+00	9.52E+00	6.25E+00	pCi/kg
7C2 Rattlesnake Canyon(437746004) - FH Rockfsh	7-Nov-17	Manganese-54	-5.17E-01	4.00E+00	2.36E+00	pCi/kg
7C2 Rattlesnake Canyon(417211004) - FH Rockfsh	14-Feb-17	Zinc-65	7.11E-01	1.19E+01	8.02E+00	pCi/kg
7C2 Rattlesnake Canyon(422991004) - FH Rockfsh	3-May-17	Zinc-65	5.06E+00	9.79E+00	5.85E+00	pCi/kg
7C2 Rattlesnake Canyon(429520005) - FH Rockfsh	19-Jul-17	Zinc-65	-1.75E+00	2.83E+01	1.70E+01	pCi/kg
7C2 Rattlesnake Canyon(437746004) - FH Rockfsh	7-Nov-17	Zinc-65	-3.73E+00	9.41E+00	6.11E+00	pCi/kg

7C2 Rattlesnake Canyon - Intertidal Mussel

Sample Name	Date Collected	Nuclide	Result	MDC	2 Sigma TPU	Units
7C2 Rattlesnake Canyon(417773001) - IM	23-Feb-17	Cesium-134	8.92E+00	1.60E+01	9.68E+00	pCi/kg
7C2 Rattlesnake Canyon(423567002) - IM	15-May-17	Cesium-134	3.53E+00	1.67E+01	1.39E+01	pCi/kg
7C2 Rattlesnake Canyon(430026001) - IM	9-Aug-17	Cesium-134	1.26E+00	1.56E+01	9.38E+00	pCi/kg
7C2 Rattlesnake Canyon(435263001) - IM	17-Oct-17	Cesium-134	5.06E+00	2.02E+01	1.31E+01	pCi/kg
7C2 Rattlesnake Canyon(417773001) - IM	23-Feb-17	Cesium-137	4.28E+00	1.51E+01	8.90E+00	pCi/kg
7C2 Rattlesnake Canyon(423567002) - IM	15-May-17	Cesium-137	2.14E+00	1.60E+01	9.49E+00	pCi/kg
7C2 Rattlesnake Canyon(430026001) - IM	9-Aug-17	Cesium-137	-6.17E+00	1.38E+01	1.04E+01	pCi/kg
7C2 Rattlesnake Canyon(435263001) - IM	17-Oct-17	Cesium-137	1.10E-01	2.51E+01	1.77E+01	pCi/kg
7C2 Rattlesnake Canyon(417773001) - IM	23-Feb-17	Cobalt-58	5.22E-01	1.38E+01	8.41E+00	pCi/kg
7C2 Rattlesnake Canyon(423567002) - IM	15-May-17	Cobalt-58	-6.38E+00	1.48E+01	1.01E+01	pCi/kg
7C2 Rattlesnake Canyon(430026001) - IM	9-Aug-17	Cobalt-58	1.41E+00	1.51E+01	9.09E+00	pCi/kg
7C2 Rattlesnake Canyon(435263001) - IM	17-Oct-17	Cobalt-58	-5.11E+00	1.91E+01	1.26E+01	pCi/kg
7C2 Rattlesnake Canyon(417773001) - IM	23-Feb-17	Cobalt-60	-1.62E+01	1.41E+01	1.82E+01	pCi/kg
7C2 Rattlesnake Canyon(423567002) - IM	15-May-17	Cobalt-60	-3.41E+00	1.51E+01	9.61E+00	pCi/kg
7C2 Rattlesnake Canyon(430026001) - IM	9-Aug-17	Cobalt-60	2.28E+00	1.51E+01	8.76E+00	pCi/kg
7C2 Rattlesnake Canyon(435263001) - IM	17-Oct-17	Cobalt-60	-2.09E+01	1.62E+01	2.10E+01	pCi/kg
7C2 Rattlesnake Canyon(417773001) - IM	23-Feb-17	Iron-59	-4.63E+00	2.91E+01	1.78E+01	pCi/kg
7C2 Rattlesnake Canyon(423567002) - IM	15-May-17	Iron-59	-1.39E+01	2.95E+01	1.99E+01	pCi/kg
7C2 Rattlesnake Canyon(430026001) - IM	9-Aug-17	Iron-59	3.10E+00	3.21E+01	1.85E+01	pCi/kg
7C2 Rattlesnake Canyon(435263001) - IM	17-Oct-17	Iron-59	7.95E+00	4.19E+01	2.37E+01	pCi/kg
7C2 Rattlesnake Canyon(417773001) - IM	23-Feb-17	Manganese-54	2.72E+00	1.47E+01	8.82E+00	pCi/kg
7C2 Rattlesnake Canyon(423567002) - IM	15-May-17	Manganese-54	-2.82E+00	1.38E+01	8.88E+00	pCi/kg
7C2 Rattlesnake Canyon(430026001) - IM	9-Aug-17	Manganese-54	-3.00E-01	1.47E+01	9.04E+00	pCi/kg
7C2 Rattlesnake Canyon(435263001) - IM	17-Oct-17	Manganese-54	3.39E+00	1.69E+01	1.10E+01	pCi/kg

2017 DCPD REMP Analysis Results Appendix A

7C2 Rattlesnake Canyon(417773001) - IM	23-Feb-17	Zinc-65	2.52E+01	3.62E+01	2.35E+01	pCi/kg
7C2 Rattlesnake Canyon(423567002) - IM	15-May-17	Zinc-65	-4.64E+00	3.52E+01	2.42E+01	pCi/kg
7C2 Rattlesnake Canyon(430026001) - IM	9-Aug-17	Zinc-65	3.05E+00	3.07E+01	1.78E+01	pCi/kg
7C2 Rattlesnake Canyon(435263001) - IM	17-Oct-17	Zinc-65	-1.63E+01	3.65E+01	2.51E+01	pCi/kg

7C2 Rattlesnake Canyon - Ocean Sediment

Sample Name	Date Collected	Nuclide	Result	MDC	2 Sigma TPU	Units
7C2 Rattlesnake Canyon(417211001) - SD	14-Feb-17	Barium-140	5.09E+01	2.67E+02	1.45E+02	pCi/kg
7C2 Rattlesnake Canyon(417211001) - SD	14-Feb-17	Cesium-134	5.05E+01	5.44E+01	4.58E+01	pCi/kg
7C2 Rattlesnake Canyon(417211001) - SD	14-Feb-17	Cesium-137	2.71E+01	4.65E+01	4.06E+01	pCi/kg
7C2 Rattlesnake Canyon(417211001) - SD	14-Feb-17	Cobalt-58	-1.85E+01	3.19E+01	2.39E+01	pCi/kg
7C2 Rattlesnake Canyon(417211001) - SD	14-Feb-17	Cobalt-60	-1.12E+01	3.83E+01	2.56E+01	pCi/kg
7C2 Rattlesnake Canyon(417211001) - SD	14-Feb-17	Iron-55	1.33E+03	1.88E+04	1.22E+04	pCi/kg
7C2 Rattlesnake Canyon(417211001) - SD	14-Feb-17	Iron-59	-4.34E+01	8.01E+01	5.72E+01	pCi/kg
7C2 Rattlesnake Canyon(417211001) - SD	14-Feb-17	Lanthanum-140	-2.71E+01	5.61E+01	4.26E+01	pCi/kg
7C2 Rattlesnake Canyon(417211001) - SD	14-Feb-17	Manganese-54	2.57E+01	4.18E+01	3.39E+01	pCi/kg
7C2 Rattlesnake Canyon(417211001) - SD	14-Feb-17	Nickel-63	-4.45E+02	2.95E+03	1.74E+03	pCi/kg
7C2 Rattlesnake Canyon(417211001) - SD	14-Feb-17	Niobium-95	1.58E+01	5.82E+01	3.31E+01	pCi/kg
7C2 Rattlesnake Canyon(417211001) - SD	14-Feb-17	Total Strontium	-6.04E+01	8.47E+02	4.97E+02	pCi/kg
7C2 Rattlesnake Canyon(417211001) - SD	14-Feb-17	Zinc-65	-5.70E+01	8.36E+01	7.74E+01	pCi/kg
7C2 Rattlesnake Canyon(417211001) - SD	14-Feb-17	Zirconium-95	3.49E+01	8.91E+01	5.00E+01	pCi/kg

7C2 Rattlesnake Canyon - Seawater

Sample Name	Date Collected	Nuclide	Result	MDC	2 Sigma TPU	Units
7C2 Rattlesnake Canyon(415331002) - SW	25-Jan-17	BETA	3.02E+02	9.56E+01	8.54E+01	pCi/L
7C2 Rattlesnake Canyon(416707002) - SW	9-Feb-17	BETA	3.43E+02	1.47E+02	1.12E+02	pCi/L
7C2 Rattlesnake Canyon(418873002) - SW	13-Mar-17	BETA	2.88E+02	1.12E+02	9.16E+01	pCi/L
7C2 Rattlesnake Canyon(421240002) - SW	17-Apr-17	BETA	2.82E+02	1.46E+02	1.06E+02	pCi/L
7C2 Rattlesnake Canyon(423315002) - SW	11-May-17	BETA	1.65E+02	8.92E+01	6.78E+01	pCi/L
7C2 Rattlesnake Canyon(425939002) - SW	19-Jun-17	BETA	3.94E+02	1.25E+02	1.08E+02	pCi/L
7C2 Rattlesnake Canyon(428646003) - SW	24-Jul-17	BETA	-1.19E+02	1.81E+02	1.05E+02	pCi/L
7C2 Rattlesnake Canyon(431130002) - SW	21-Aug-17	BETA	2.10E+02	8.93E+01	7.29E+01	pCi/L
7C2 Rattlesnake Canyon(433023002) - SW	18-Sep-17	BETA	1.81E+02	9.13E+01	7.59E+01	pCi/L
7C2 Rattlesnake Canyon(435159002) - SW	16-Oct-17	BETA	2.68E+02	1.25E+02	9.35E+01	pCi/L
7C2 Rattlesnake Canyon(437112002) - SW	6-Nov-17	BETA	1.84E+02	6.89E+01	5.94E+01	pCi/L
7C2 Rattlesnake Canyon(439155002) - SW	5-Dec-17	BETA	2.62E+02	1.56E+02	1.09E+02	pCi/L
7C2 Rattlesnake Canyon(415331002) - SW	25-Jan-17	Barium-140	-1.71E+00	1.06E+01	6.54E+00	pCi/L
7C2 Rattlesnake Canyon(416707002) - SW	9-Feb-17	Barium-140	3.25E+00	8.37E+00	5.04E+00	pCi/L
7C2 Rattlesnake Canyon(418873002) - SW	13-Mar-17	Barium-140	2.75E+00	8.37E+00	5.33E+00	pCi/L
7C2 Rattlesnake Canyon(421240002) - SW	17-Apr-17	Barium-140	-1.54E+00	7.46E+00	4.60E+00	pCi/L
7C2 Rattlesnake Canyon(423315002) - SW	11-May-17	Barium-140	3.57E+00	8.46E+00	5.06E+00	pCi/L
7C2 Rattlesnake Canyon(425939002) - SW	19-Jun-17	Barium-140	2.94E+00	7.23E+00	4.25E+00	pCi/L
7C2 Rattlesnake Canyon(428646003) - SW	24-Jul-17	Barium-140	1.18E+00	6.99E+00	4.14E+00	pCi/L
7C2 Rattlesnake Canyon(431130002) - SW	21-Aug-17	Barium-140	1.33E+00	9.14E+00	5.39E+00	pCi/L
7C2 Rattlesnake Canyon(433023002) - SW	18-Sep-17	Barium-140	4.92E+00	7.66E+00	4.79E+00	pCi/L

2017 DCPD REMP Analysis Results Appendix A

7C2 Rattlesnake Canyon(435159002) - SW	16-Oct-17	Barium-140	2.89E+00	9.35E+00	5.62E+00	pCi/L
7C2 Rattlesnake Canyon(437112002) - SW	6-Nov-17	Barium-140	2.85E-01	7.07E+00	4.13E+00	pCi/L
7C2 Rattlesnake Canyon(439155002) - SW	5-Dec-17	Barium-140	-4.44E-01	7.71E+00	4.54E+00	pCi/L
7C2 Rattlesnake Canyon(415331002) - SW	25-Jan-17	Cesium-134	-1.10E-01	1.73E+00	2.08E+00	pCi/L
7C2 Rattlesnake Canyon(416707002) - SW	9-Feb-17	Cesium-134	5.27E-01	1.85E+00	1.13E+00	pCi/L
7C2 Rattlesnake Canyon(418873002) - SW	13-Mar-17	Cesium-134	-2.82E-01	1.60E+00	1.21E+00	pCi/L
7C2 Rattlesnake Canyon(421240002) - SW	17-Apr-17	Cesium-134	-5.85E-01	1.50E+00	1.26E+00	pCi/L
7C2 Rattlesnake Canyon(423315002) - SW	11-May-17	Cesium-134	-9.31E-02	1.64E+00	1.01E+00	pCi/L
7C2 Rattlesnake Canyon(425939002) - SW	19-Jun-17	Cesium-134	4.25E-01	1.64E+00	9.75E-01	pCi/L
7C2 Rattlesnake Canyon(428646003) - SW	24-Jul-17	Cesium-134	-2.85E-03	1.41E+00	8.66E-01	pCi/L
7C2 Rattlesnake Canyon(431130002) - SW	21-Aug-17	Cesium-134	2.46E-01	1.89E+00	1.14E+00	pCi/L
7C2 Rattlesnake Canyon(433023002) - SW	18-Sep-17	Cesium-134	6.21E-01	1.99E+00	1.19E+00	pCi/L
7C2 Rattlesnake Canyon(435159002) - SW	16-Oct-17	Cesium-134	4.18E-01	1.62E+00	9.32E-01	pCi/L
7C2 Rattlesnake Canyon(437112002) - SW	6-Nov-17	Cesium-134	-8.21E-01	1.33E+00	1.17E+00	pCi/L
7C2 Rattlesnake Canyon(439155002) - SW	5-Dec-17	Cesium-134	4.13E-01	1.44E+00	8.51E-01	pCi/L
7C2 Rattlesnake Canyon(415331002) - SW	25-Jan-17	Cesium-137	4.79E-01	1.74E+00	1.05E+00	pCi/L
7C2 Rattlesnake Canyon(416707002) - SW	9-Feb-17	Cesium-137	2.20E-01	1.58E+00	9.51E-01	pCi/L
7C2 Rattlesnake Canyon(418873002) - SW	13-Mar-17	Cesium-137	-4.86E-02	1.43E+00	8.48E-01	pCi/L
7C2 Rattlesnake Canyon(421240002) - SW	17-Apr-17	Cesium-137	7.28E-01	1.55E+00	9.49E-01	pCi/L
7C2 Rattlesnake Canyon(423315002) - SW	11-May-17	Cesium-137	-2.09E+00	2.05E+00	2.02E+00	pCi/L
7C2 Rattlesnake Canyon(425939002) - SW	19-Jun-17	Cesium-137	5.67E-01	1.37E+00	1.29E+00	pCi/L
7C2 Rattlesnake Canyon(428646003) - SW	24-Jul-17	Cesium-137	-6.66E-02	1.46E+00	8.91E-01	pCi/L
7C2 Rattlesnake Canyon(431130002) - SW	21-Aug-17	Cesium-137	6.73E-01	1.92E+00	1.15E+00	pCi/L
7C2 Rattlesnake Canyon(433023002) - SW	18-Sep-17	Cesium-137	5.29E-02	1.74E+00	1.04E+00	pCi/L
7C2 Rattlesnake Canyon(435159002) - SW	16-Oct-17	Cesium-137	7.64E-02	1.52E+00	9.24E-01	pCi/L
7C2 Rattlesnake Canyon(437112002) - SW	6-Nov-17	Cesium-137	7.90E-01	1.44E+00	8.81E-01	pCi/L
7C2 Rattlesnake Canyon(439155002) - SW	5-Dec-17	Cesium-137	7.15E-01	1.50E+00	9.02E-01	pCi/L
7C2 Rattlesnake Canyon(415331002) - SW	25-Jan-17	Cobalt-58	9.50E-01	1.74E+00	1.08E+00	pCi/L
7C2 Rattlesnake Canyon(416707002) - SW	9-Feb-17	Cobalt-58	-4.20E-01	1.44E+00	8.78E-01	pCi/L
7C2 Rattlesnake Canyon(418873002) - SW	13-Mar-17	Cobalt-58	4.08E-01	1.50E+00	8.88E-01	pCi/L
7C2 Rattlesnake Canyon(421240002) - SW	17-Apr-17	Cobalt-58	-4.17E-02	1.37E+00	8.44E-01	pCi/L
7C2 Rattlesnake Canyon(423315002) - SW	11-May-17	Cobalt-58	3.16E-01	1.42E+00	8.55E-01	pCi/L
7C2 Rattlesnake Canyon(425939002) - SW	19-Jun-17	Cobalt-58	-3.82E-01	1.37E+00	8.82E-01	pCi/L
7C2 Rattlesnake Canyon(428646003) - SW	24-Jul-17	Cobalt-58	-4.86E-01	1.24E+00	8.33E-01	pCi/L
7C2 Rattlesnake Canyon(431130002) - SW	21-Aug-17	Cobalt-58	-5.93E-01	1.75E+00	1.16E+00	pCi/L
7C2 Rattlesnake Canyon(433023002) - SW	18-Sep-17	Cobalt-58	3.08E-01	1.81E+00	1.08E+00	pCi/L
7C2 Rattlesnake Canyon(435159002) - SW	16-Oct-17	Cobalt-58	1.23E-01	1.54E+00	8.86E-01	pCi/L
7C2 Rattlesnake Canyon(437112002) - SW	6-Nov-17	Cobalt-58	9.40E-02	1.39E+00	8.29E-01	pCi/L
7C2 Rattlesnake Canyon(439155002) - SW	5-Dec-17	Cobalt-58	2.94E-01	1.45E+00	8.56E-01	pCi/L
7C2 Rattlesnake Canyon(415331002) - SW	25-Jan-17	Cobalt-60	4.61E-01	1.83E+00	1.07E+00	pCi/L
7C2 Rattlesnake Canyon(416707002) - SW	9-Feb-17	Cobalt-60	1.43E-01	1.58E+00	9.33E-01	pCi/L
7C2 Rattlesnake Canyon(418873002) - SW	13-Mar-17	Cobalt-60	2.06E-01	1.41E+00	8.05E-01	pCi/L
7C2 Rattlesnake Canyon(421240002) - SW	17-Apr-17	Cobalt-60	2.12E-01	1.61E+00	1.21E+00	pCi/L
7C2 Rattlesnake Canyon(423315002) - SW	11-May-17	Cobalt-60	3.98E-01	1.58E+00	9.12E-01	pCi/L
7C2 Rattlesnake Canyon(425939002) - SW	19-Jun-17	Cobalt-60	1.69E+00	1.86E+00	1.70E+00	pCi/L

2017 DCPD REMP Analysis Results Appendix A

7C2 Rattlesnake Canyon(428646003) - SW	24-Jul-17	Cobalt-60	2.72E-01	1.43E+00	8.31E-01	pCi/L
7C2 Rattlesnake Canyon(431130002) - SW	21-Aug-17	Cobalt-60	4.35E-01	1.88E+00	1.09E+00	pCi/L
7C2 Rattlesnake Canyon(433023002) - SW	18-Sep-17	Cobalt-60	-1.04E+00	1.67E+00	1.18E+00	pCi/L
7C2 Rattlesnake Canyon(435159002) - SW	16-Oct-17	Cobalt-60	1.37E-01	1.44E+00	8.56E-01	pCi/L
7C2 Rattlesnake Canyon(437112002) - SW	6-Nov-17	Cobalt-60	4.19E-01	1.41E+00	8.02E-01	pCi/L
7C2 Rattlesnake Canyon(439155002) - SW	5-Dec-17	Cobalt-60	-8.42E-01	1.34E+00	1.05E+00	pCi/L
7C2 Rattlesnake Canyon(415331002) - SW	25-Jan-17	Iodine-131	5.40E-01	5.04E+00	2.93E+00	pCi/L
7C2 Rattlesnake Canyon(416707002) - SW	9-Feb-17	Iodine-131	-2.33E+00	2.66E+00	1.97E+00	pCi/L
7C2 Rattlesnake Canyon(418873002) - SW	13-Mar-17	Iodine-131	-2.83E-01	2.88E+00	1.83E+00	pCi/L
7C2 Rattlesnake Canyon(421240002) - SW	17-Apr-17	Iodine-131	-1.72E+00	2.42E+00	1.68E+00	pCi/L
7C2 Rattlesnake Canyon(423315002) - SW	11-May-17	Iodine-131	-6.85E-01	2.83E+00	1.70E+00	pCi/L
7C2 Rattlesnake Canyon(425939002) - SW	19-Jun-17	Iodine-131	-2.01E+00	2.35E+00	1.86E+00	pCi/L
7C2 Rattlesnake Canyon(428646003) - SW	24-Jul-17	Iodine-131	-1.50E-01	2.56E+00	1.50E+00	pCi/L
7C2 Rattlesnake Canyon(431130002) - SW	21-Aug-17	Iodine-131	-4.30E-01	3.21E+00	1.89E+00	pCi/L
7C2 Rattlesnake Canyon(433023002) - SW	18-Sep-17	Iodine-131	2.94E-01	2.48E+00	1.45E+00	pCi/L
7C2 Rattlesnake Canyon(435159002) - SW	16-Oct-17	Iodine-131	-4.48E-01	3.49E+00	2.08E+00	pCi/L
7C2 Rattlesnake Canyon(437112002) - SW	6-Nov-17	Iodine-131	5.95E-01	2.85E+00	1.63E+00	pCi/L
7C2 Rattlesnake Canyon(439155002) - SW	5-Dec-17	Iodine-131	-9.06E-01	3.14E+00	2.10E+00	pCi/L
7C2 Rattlesnake Canyon(415331002) - SW	25-Jan-17	Iron-55	-3.04E+01	8.31E+01	5.52E+01	pCi/L
7C2 Rattlesnake Canyon(416707002) - SW	9-Feb-17	Iron-55	7.36E+01	8.36E+01	6.45E+01	pCi/L
7C2 Rattlesnake Canyon(418873002) - SW	13-Mar-17	Iron-55	3.18E+01	1.37E+02	1.02E+02	pCi/L
7C2 Rattlesnake Canyon(421240002) - SW	17-Apr-17	Iron-55	7.04E+01	7.91E+01	6.31E+01	pCi/L
7C2 Rattlesnake Canyon(423315002) - SW	11-May-17	Iron-55	-1.93E+01	9.20E+01	6.64E+01	pCi/L
7C2 Rattlesnake Canyon(425939002) - SW	19-Jun-17	Iron-55	-5.78E+01	1.02E+02	7.02E+01	pCi/L
7C2 Rattlesnake Canyon(428646003) - SW	24-Jul-17	Iron-55	-2.11E+01	8.48E+01	5.78E+01	pCi/L
7C2 Rattlesnake Canyon(431130002) - SW	21-Aug-17	Iron-55	-3.92E-01	6.17E+01	4.13E+01	pCi/L
7C2 Rattlesnake Canyon(433023002) - SW	18-Sep-17	Iron-55	-1.29E+01	5.62E+01	3.61E+01	pCi/L
7C2 Rattlesnake Canyon(435159002) - SW	16-Oct-17	Iron-55	-4.10E+01	1.37E+02	1.00E+02	pCi/L
7C2 Rattlesnake Canyon(437112002) - SW	6-Nov-17	Iron-55	9.48E+00	6.67E+01	5.11E+01	pCi/L
7C2 Rattlesnake Canyon(439155002) - SW	5-Dec-17	Iron-55	6.01E+00	5.90E+01	4.33E+01	pCi/L
7C2 Rattlesnake Canyon(415331002) - SW	25-Jan-17	Iron-59	-1.48E+00	3.57E+00	2.33E+00	pCi/L
7C2 Rattlesnake Canyon(416707002) - SW	9-Feb-17	Iron-59	-1.28E+00	2.83E+00	1.88E+00	pCi/L
7C2 Rattlesnake Canyon(418873002) - SW	13-Mar-17	Iron-59	-3.89E-01	3.10E+00	1.96E+00	pCi/L
7C2 Rattlesnake Canyon(421240002) - SW	17-Apr-17	Iron-59	-7.42E-01	2.93E+00	1.79E+00	pCi/L
7C2 Rattlesnake Canyon(423315002) - SW	11-May-17	Iron-59	5.45E-01	3.29E+00	1.95E+00	pCi/L
7C2 Rattlesnake Canyon(425939002) - SW	19-Jun-17	Iron-59	4.61E-01	3.30E+00	1.89E+00	pCi/L
7C2 Rattlesnake Canyon(428646003) - SW	24-Jul-17	Iron-59	-1.21E+00	2.80E+00	1.81E+00	pCi/L
7C2 Rattlesnake Canyon(431130002) - SW	21-Aug-17	Iron-59	6.94E-02	3.85E+00	2.25E+00	pCi/L
7C2 Rattlesnake Canyon(433023002) - SW	18-Sep-17	Iron-59	-3.69E+00	3.56E+00	3.68E+00	pCi/L
7C2 Rattlesnake Canyon(435159002) - SW	16-Oct-17	Iron-59	-9.04E-02	3.31E+00	1.97E+00	pCi/L
7C2 Rattlesnake Canyon(437112002) - SW	6-Nov-17	Iron-59	-1.14E+00	2.90E+00	1.96E+00	pCi/L
7C2 Rattlesnake Canyon(439155002) - SW	5-Dec-17	Iron-59	6.17E-01	3.15E+00	1.89E+00	pCi/L
7C2 Rattlesnake Canyon(415331002) - SW	25-Jan-17	Lanthanum-140	-1.97E-01	3.67E+00	2.25E+00	pCi/L
7C2 Rattlesnake Canyon(416707002) - SW	9-Feb-17	Lanthanum-140	-9.00E-02	2.60E+00	1.59E+00	pCi/L
7C2 Rattlesnake Canyon(418873002) - SW	13-Mar-17	Lanthanum-140	-5.63E-01	2.30E+00	1.46E+00	pCi/L

2017 DCPD REMP Analysis Results Appendix A

7C2 Rattlesnake Canyon(421240002) - SW	17-Apr-17	Lanthanum-140	-8.47E-01	2.08E+00	1.40E+00	pCi/L
7C2 Rattlesnake Canyon(423315002) - SW	11-May-17	Lanthanum-140	-5.63E-01	2.40E+00	1.53E+00	pCi/L
7C2 Rattlesnake Canyon(425939002) - SW	19-Jun-17	Lanthanum-140	-6.44E-01	2.20E+00	1.44E+00	pCi/L
7C2 Rattlesnake Canyon(428646003) - SW	24-Jul-17	Lanthanum-140	-6.51E-01	1.95E+00	1.29E+00	pCi/L
7C2 Rattlesnake Canyon(431130002) - SW	21-Aug-17	Lanthanum-140	1.21E+00	3.28E+00	1.93E+00	pCi/L
7C2 Rattlesnake Canyon(433023002) - SW	18-Sep-17	Lanthanum-140	7.35E-01	2.81E+00	1.79E+00	pCi/L
7C2 Rattlesnake Canyon(435159002) - SW	16-Oct-17	Lanthanum-140	-6.09E-01	2.62E+00	1.69E+00	pCi/L
7C2 Rattlesnake Canyon(437112002) - SW	6-Nov-17	Lanthanum-140	-3.97E-01	2.21E+00	1.36E+00	pCi/L
7C2 Rattlesnake Canyon(439155002) - SW	5-Dec-17	Lanthanum-140	1.40E-01	2.33E+00	1.35E+00	pCi/L
7C2 Rattlesnake Canyon(415331002) - SW	25-Jan-17	Manganese-54	-5.25E-01	1.49E+00	1.05E+00	pCi/L
7C2 Rattlesnake Canyon(416707002) - SW	9-Feb-17	Manganese-54	-2.42E+00	1.42E+00	2.20E+00	pCi/L
7C2 Rattlesnake Canyon(418873002) - SW	13-Mar-17	Manganese-54	2.27E-01	1.43E+00	8.46E-01	pCi/L
7C2 Rattlesnake Canyon(421240002) - SW	17-Apr-17	Manganese-54	7.06E-02	1.43E+00	8.77E-01	pCi/L
7C2 Rattlesnake Canyon(423315002) - SW	11-May-17	Manganese-54	-3.89E-01	1.44E+00	9.29E-01	pCi/L
7C2 Rattlesnake Canyon(425939002) - SW	19-Jun-17	Manganese-54	4.18E-01	1.53E+00	9.14E-01	pCi/L
7C2 Rattlesnake Canyon(428646003) - SW	24-Jul-17	Manganese-54	-3.13E-01	1.26E+00	8.11E-01	pCi/L
7C2 Rattlesnake Canyon(431130002) - SW	21-Aug-17	Manganese-54	7.76E-01	1.73E+00	1.06E+00	pCi/L
7C2 Rattlesnake Canyon(433023002) - SW	18-Sep-17	Manganese-54	-8.30E-02	1.60E+00	9.83E-01	pCi/L
7C2 Rattlesnake Canyon(435159002) - SW	16-Oct-17	Manganese-54	-1.41E-02	1.38E+00	8.02E-01	pCi/L
7C2 Rattlesnake Canyon(437112002) - SW	6-Nov-17	Manganese-54	-3.52E-01	1.18E+00	8.55E-01	pCi/L
7C2 Rattlesnake Canyon(439155002) - SW	5-Dec-17	Manganese-54	-2.53E-01	1.30E+00	8.06E-01	pCi/L
7C2 Rattlesnake Canyon(415331002) - SW	25-Jan-17	Nickel-63	4.08E+00	2.44E+01	1.48E+01	pCi/L
7C2 Rattlesnake Canyon(416707002) - SW	9-Feb-17	Nickel-63	-9.12E+00	2.61E+01	1.51E+01	pCi/L
7C2 Rattlesnake Canyon(418873002) - SW	13-Mar-17	Nickel-63	9.24E+00	4.37E+01	2.63E+01	pCi/L
7C2 Rattlesnake Canyon(421240002) - SW	17-Apr-17	Nickel-63	-1.32E+01	2.60E+01	1.50E+01	pCi/L
7C2 Rattlesnake Canyon(423315002) - SW	11-May-17	Nickel-63	-8.17E+00	2.34E+01	1.37E+01	pCi/L
7C2 Rattlesnake Canyon(425939002) - SW	19-Jun-17	Nickel-63	1.43E+01	2.03E+01	1.29E+01	pCi/L
7C2 Rattlesnake Canyon(428646003) - SW	24-Jul-17	Nickel-63	-2.06E+01	3.68E+01	2.11E+01	pCi/L
7C2 Rattlesnake Canyon(431130002) - SW	21-Aug-17	Nickel-63	-7.26E+00	2.11E+01	1.23E+01	pCi/L
7C2 Rattlesnake Canyon(433023002) - SW	18-Sep-17	Nickel-63	9.26E+00	3.03E+01	1.84E+01	pCi/L
7C2 Rattlesnake Canyon(435159002) - SW	16-Oct-17	Nickel-63	3.80E+00	2.63E+01	1.58E+01	pCi/L
7C2 Rattlesnake Canyon(437112002) - SW	6-Nov-17	Nickel-63	1.64E+01	2.77E+01	1.74E+01	pCi/L
7C2 Rattlesnake Canyon(439155002) - SW	5-Dec-17	Nickel-63	-9.06E+00	3.40E+01	1.99E+01	pCi/L
7C2 Rattlesnake Canyon(415331002) - SW	25-Jan-17	Niobium-95	4.32E-01	1.78E+00	1.08E+00	pCi/L
7C2 Rattlesnake Canyon(416707002) - SW	9-Feb-17	Niobium-95	9.53E-01	1.65E+00	1.04E+00	pCi/L
7C2 Rattlesnake Canyon(418873002) - SW	13-Mar-17	Niobium-95	-2.43E-01	1.54E+00	9.49E-01	pCi/L
7C2 Rattlesnake Canyon(421240002) - SW	17-Apr-17	Niobium-95	-1.16E+00	1.46E+00	1.29E+00	pCi/L
7C2 Rattlesnake Canyon(423315002) - SW	11-May-17	Niobium-95	7.10E-01	1.70E+00	1.04E+00	pCi/L
7C2 Rattlesnake Canyon(425939002) - SW	19-Jun-17	Niobium-95	6.00E-01	1.61E+00	9.62E-01	pCi/L
7C2 Rattlesnake Canyon(428646003) - SW	24-Jul-17	Niobium-95	5.57E-01	1.48E+00	9.00E-01	pCi/L
7C2 Rattlesnake Canyon(431130002) - SW	21-Aug-17	Niobium-95	1.00E+00	1.81E+00	1.22E+00	pCi/L
7C2 Rattlesnake Canyon(433023002) - SW	18-Sep-17	Niobium-95	-4.21E-01	1.84E+00	1.54E+00	pCi/L
7C2 Rattlesnake Canyon(435159002) - SW	16-Oct-17	Niobium-95	7.70E-01	1.59E+00	9.93E-01	pCi/L
7C2 Rattlesnake Canyon(437112002) - SW	6-Nov-17	Niobium-95	-8.03E-01	1.33E+00	1.25E+00	pCi/L
7C2 Rattlesnake Canyon(439155002) - SW	5-Dec-17	Niobium-95	1.20E+00	1.63E+00	1.05E+00	pCi/L

2017 DCPD REMP Analysis Results Appendix A

7C2 Rattlesnake Canyon(415331002) - SW	25-Jan-17	Total Strontium	3.29E-01	2.63E+00	1.59E+00	pCi/L
7C2 Rattlesnake Canyon(416707002) - SW	9-Feb-17	Total Strontium	1.77E+00	4.35E+00	2.68E+00	pCi/L
7C2 Rattlesnake Canyon(418873002) - SW	13-Mar-17	Total Strontium	-3.63E-01	1.57E+00	9.12E-01	pCi/L
7C2 Rattlesnake Canyon(421240002) - SW	17-Apr-17	Total Strontium	5.49E-01	2.82E+00	1.70E+00	pCi/L
7C2 Rattlesnake Canyon(423315002) - SW	11-May-17	Total Strontium	-3.49E+00	5.28E+00	3.04E+00	pCi/L
7C2 Rattlesnake Canyon(425939002) - SW	19-Jun-17	Total Strontium	2.17E+00	4.78E+00	2.97E+00	pCi/L
7C2 Rattlesnake Canyon(428646003) - SW	24-Jul-17	Total Strontium	-2.31E+00	6.37E+00	3.35E+00	pCi/L
7C2 Rattlesnake Canyon(431130002) - SW	21-Aug-17	Total Strontium	-5.16E-01	7.75E+00	4.55E+00	pCi/L
7C2 Rattlesnake Canyon(433023002) - SW	18-Sep-17	Total Strontium	1.24E+00	3.16E+00	1.96E+00	pCi/L
7C2 Rattlesnake Canyon(435159002) - SW	16-Oct-17	Total Strontium	-1.67E+00	3.42E+00	1.95E+00	pCi/L
7C2 Rattlesnake Canyon(437112002) - SW	6-Nov-17	Total Strontium	-4.73E-01	2.34E+00	1.37E+00	pCi/L
7C2 Rattlesnake Canyon(439155002) - SW	5-Dec-17	Total Strontium	7.95E-01	2.03E+00	1.25E+00	pCi/L
7C2 Rattlesnake Canyon(415331002) - SW	25-Jan-17	Tritium	-1.46E+01	3.03E+02	1.80E+02	pCi/L
7C2 Rattlesnake Canyon(416707002) - SW	9-Feb-17	Tritium	4.40E+00	2.42E+02	1.45E+02	pCi/L
7C2 Rattlesnake Canyon(418873002) - SW	13-Mar-17	Tritium	1.98E+01	3.55E+02	2.12E+02	pCi/L
7C2 Rattlesnake Canyon(421240002) - SW	17-Apr-17	Tritium	5.11E+01	2.39E+02	1.45E+02	pCi/L
7C2 Rattlesnake Canyon(423315002) - SW	11-May-17	Tritium	1.04E+02	2.33E+02	1.45E+02	pCi/L
7C2 Rattlesnake Canyon(425939002) - SW	19-Jun-17	Tritium	-1.52E+02	2.94E+02	1.69E+02	pCi/L
7C2 Rattlesnake Canyon(428646003) - SW	24-Jul-17	Tritium	5.86E+01	3.31E+02	2.01E+02	pCi/L
7C2 Rattlesnake Canyon(431130002) - SW	21-Aug-17	Tritium	-1.30E+02	2.77E+02	1.59E+02	pCi/L
7C2 Rattlesnake Canyon(433023002) - SW	18-Sep-17	Tritium	-6.68E+01	2.50E+02	1.46E+02	pCi/L
7C2 Rattlesnake Canyon(435159002) - SW	16-Oct-17	Tritium	1.06E+02	2.39E+02	1.50E+02	pCi/L
7C2 Rattlesnake Canyon(437112002) - SW	6-Nov-17	Tritium	-3.79E+01	2.61E+02	1.54E+02	pCi/L
7C2 Rattlesnake Canyon(439155002) - SW	5-Dec-17	Tritium	-5.74E+01	2.92E+02	1.71E+02	pCi/L
7C2 Rattlesnake Canyon(415331002) - SW	25-Jan-17	Zinc-65	-1.27E+00	3.35E+00	2.16E+00	pCi/L
7C2 Rattlesnake Canyon(416707002) - SW	9-Feb-17	Zinc-65	-8.47E-01	3.42E+00	2.12E+00	pCi/L
7C2 Rattlesnake Canyon(418873002) - SW	13-Mar-17	Zinc-65	4.94E-01	3.16E+00	1.92E+00	pCi/L
7C2 Rattlesnake Canyon(421240002) - SW	17-Apr-17	Zinc-65	3.91E-01	2.94E+00	1.70E+00	pCi/L
7C2 Rattlesnake Canyon(423315002) - SW	11-May-17	Zinc-65	2.67E+00	2.93E+00	2.06E+00	pCi/L
7C2 Rattlesnake Canyon(425939002) - SW	19-Jun-17	Zinc-65	3.86E-01	3.13E+00	2.01E+00	pCi/L
7C2 Rattlesnake Canyon(428646003) - SW	24-Jul-17	Zinc-65	2.25E+00	2.94E+00	1.98E+00	pCi/L
7C2 Rattlesnake Canyon(431130002) - SW	21-Aug-17	Zinc-65	-1.27E+00	4.10E+00	2.56E+00	pCi/L
7C2 Rattlesnake Canyon(433023002) - SW	18-Sep-17	Zinc-65	-7.70E-01	3.71E+00	2.71E+00	pCi/L
7C2 Rattlesnake Canyon(435159002) - SW	16-Oct-17	Zinc-65	5.54E-01	3.04E+00	2.01E+00	pCi/L
7C2 Rattlesnake Canyon(437112002) - SW	6-Nov-17	Zinc-65	1.27E+00	3.01E+00	2.01E+00	pCi/L
7C2 Rattlesnake Canyon(439155002) - SW	5-Dec-17	Zinc-65	-1.74E+00	2.85E+00	2.16E+00	pCi/L
7C2 Rattlesnake Canyon(415331002) - SW	25-Jan-17	Zirconium-95	4.41E-02	3.16E+00	1.94E+00	pCi/L
7C2 Rattlesnake Canyon(416707002) - SW	9-Feb-17	Zirconium-95	1.44E+00	2.78E+00	1.72E+00	pCi/L
7C2 Rattlesnake Canyon(418873002) - SW	13-Mar-17	Zirconium-95	3.88E-01	2.55E+00	1.50E+00	pCi/L
7C2 Rattlesnake Canyon(421240002) - SW	17-Apr-17	Zirconium-95	1.69E-01	2.72E+00	1.66E+00	pCi/L
7C2 Rattlesnake Canyon(423315002) - SW	11-May-17	Zirconium-95	-6.50E-01	2.66E+00	1.91E+00	pCi/L
7C2 Rattlesnake Canyon(425939002) - SW	19-Jun-17	Zirconium-95	-4.84E-01	2.57E+00	1.60E+00	pCi/L
7C2 Rattlesnake Canyon(428646003) - SW	24-Jul-17	Zirconium-95	1.20E-02	2.50E+00	1.52E+00	pCi/L
7C2 Rattlesnake Canyon(431130002) - SW	21-Aug-17	Zirconium-95	-1.04E+00	3.04E+00	2.26E+00	pCi/L
7C2 Rattlesnake Canyon(433023002) - SW	18-Sep-17	Zirconium-95	-4.80E-01	2.93E+00	1.83E+00	pCi/L

2017 DCPD REMP Analysis Results Appendix A

7C2 Rattlesnake Canyon(435159002) - SW	16-Oct-17	Zirconium-95	1.28E-01	2.63E+00	1.62E+00	pCi/L
7C2 Rattlesnake Canyon(437112002) - SW	6-Nov-17	Zirconium-95	-1.93E-01	2.39E+00	1.45E+00	pCi/L
7C2 Rattlesnake Canyon(439155002) - SW	5-Dec-17	Zirconium-95	6.55E-01	2.62E+00	1.55E+00	pCi/L

7C2 Rattlesnake Canyon - Sewater Replicate

Sample Name	Date Collected	Nuclide	Result	MDC	2 Sigma TPU	Units
7C2 Rattlesnake Canyon-R(418873004) - SW	13-Mar-17	BETA	1.95E+02	1.18E+02	8.38E+01	pCi/L
7C2 Rattlesnake Canyon-R(418873004) - SW	13-Mar-17	Barium-140	2.18E+00	8.96E+00	5.33E+00	pCi/L
7C2 Rattlesnake Canyon-R(418873004) - SW	13-Mar-17	Cesium-134	-1.22E+00	1.51E+00	1.50E+00	pCi/L
7C2 Rattlesnake Canyon-R(418873004) - SW	13-Mar-17	Cesium-137	-2.05E-01	1.49E+00	9.27E-01	pCi/L
7C2 Rattlesnake Canyon-R(418873004) - SW	13-Mar-17	Cobalt-58	6.97E-02	1.58E+00	9.03E-01	pCi/L
7C2 Rattlesnake Canyon-R(418873004) - SW	13-Mar-17	Cobalt-60	-5.83E-01	1.61E+00	1.05E+00	pCi/L
7C2 Rattlesnake Canyon-R(418873004) - SW	13-Mar-17	Iodine-131	7.21E-03	3.32E+00	1.94E+00	pCi/L
7C2 Rattlesnake Canyon-R(418873004) - SW	13-Mar-17	Iron-55	3.81E+01	1.33E+02	9.88E+01	pCi/L
7C2 Rattlesnake Canyon-R(418873004) - SW	13-Mar-17	Iron-59	-9.55E-01	3.35E+00	2.39E+00	pCi/L
7C2 Rattlesnake Canyon-R(418873004) - SW	13-Mar-17	Lanthanum-140	2.99E-01	2.75E+00	1.65E+00	pCi/L
7C2 Rattlesnake Canyon-R(418873004) - SW	13-Mar-17	Manganese-54	-4.45E-01	1.51E+00	9.21E-01	pCi/L
7C2 Rattlesnake Canyon-R(418873004) - SW	13-Mar-17	Nickel-63	-4.03E+00	1.85E+01	1.09E+01	pCi/L
7C2 Rattlesnake Canyon-R(418873004) - SW	13-Mar-17	Niobium-95	2.65E-01	1.59E+00	9.65E-01	pCi/L
7C2 Rattlesnake Canyon-R(418873004) - SW	13-Mar-17	Total Strontium	-8.26E+00	4.13E+00	2.23E+00	pCi/L
7C2 Rattlesnake Canyon-R(418873004) - SW	13-Mar-17	Tritium	7.74E+01	3.61E+02	2.19E+02	pCi/L
7C2 Rattlesnake Canyon-R(418873004) - SW	13-Mar-17	Zinc-65	-1.46E+00	3.11E+00	2.06E+00	pCi/L
7C2 Rattlesnake Canyon-R(418873004) - SW	13-Mar-17	Zirconium-95	1.01E+00	3.01E+00	1.83E+00	pCi/L

7D1 Avila Gate - Air Cartridge

Sample Name	Date Collected	Nuclide	Result	MDC	2 Sigma TPU	Units
7D1 Avila Gate(414169014) - AC	7-Jan-17	Iodine-131	-9.58E-04	8.41E-03	5.14E-03	pCi/m3
7D1 Avila Gate(414605014) - AC	14-Jan-17	Iodine-131	7.23E-04	7.20E-03	4.08E-03	pCi/m3
7D1 Avila Gate(415087014) - AC	21-Jan-17	Iodine-131	-3.84E-03	6.81E-03	4.99E-03	pCi/m3
7D1 Avila Gate(415570014) - AC	28-Jan-17	Iodine-131	-5.21E-03	1.00E-02	7.97E-03	pCi/m3
7D1 Avila Gate(416000014) - AC	4-Feb-17	Iodine-131	-6.46E-04	8.25E-03	5.25E-03	pCi/m3
7D1 Avila Gate(416798014) - AC	11-Feb-17	Iodine-131	2.30E-03	7.81E-03	4.22E-03	pCi/m3
7D1 Avila Gate(417215014) - AC	18-Feb-17	Iodine-131	-1.22E-03	6.37E-03	4.26E-03	pCi/m3
7D1 Avila Gate(417655014) - AC	25-Feb-17	Iodine-131	-1.29E-03	6.67E-03	4.24E-03	pCi/m3
7D1 Avila Gate(418228014) - AC	4-Mar-17	Iodine-131	3.13E-03	7.39E-03	4.28E-03	pCi/m3
7D1 Avila Gate(418721015) - AC	11-Mar-17	Iodine-131	-1.61E-03	8.14E-03	5.13E-03	pCi/m3
7D1 Avila Gate(419121014) - AC	18-Mar-17	Iodine-131	-2.94E-03	6.20E-03	4.42E-03	pCi/m3
7D1 Avila Gate(419581013) - AC	25-Mar-17	Iodine-131	-2.73E-03	9.52E-03	6.25E-03	pCi/m3
7D1 Avila Gate(419998014) - AC	1-Apr-17	Iodine-131	-2.00E-03	6.70E-03	4.87E-03	pCi/m3
7D1 Avila Gate(420558014) - AC	8-Apr-17	Iodine-131	4.10E-03	1.21E-02	6.76E-03	pCi/m3
7D1 Avila Gate(421106014) - AC	15-Apr-17	Iodine-131	1.88E-03	9.57E-03	5.38E-03	pCi/m3
7D1 Avila Gate(421880012) - AC	22-Apr-17	Iodine-131	-1.91E-03	8.13E-03	5.24E-03	pCi/m3
7D1 Avila Gate(422342014) - AC	29-Apr-17	Iodine-131	4.60E-04	1.05E-02	6.18E-03	pCi/m3
7D1 Avila Gate(422974014) - AC	6-May-17	Iodine-131	5.79E-04	8.84E-03	5.01E-03	pCi/m3
7D1 Avila Gate(423473014) - AC	13-May-17	Iodine-131	-2.02E-03	7.93E-03	5.23E-03	pCi/m3

2017 DCPD REMP Analysis Results Appendix A

7D1 Avila Gate(424024014) - AC	20-May-17	Iodine-131	6.94E-04	9.58E-03	5.63E-03	pCi/m3
7D1 Avila Gate(424467014) - AC	27-May-17	Iodine-131	-9.78E-04	6.28E-03	3.98E-03	pCi/m3
7D1 Avila Gate(425007013) - AC	3-Jun-17	Iodine-131	1.07E-03	8.70E-03	4.88E-03	pCi/m3
7D1 Avila Gate(425188015) - AC	10-Jun-17	Iodine-131	-1.48E-03	8.25E-03	5.18E-03	pCi/m3
7D1 Avila Gate(426242014) - AC	17-Jun-17	Iodine-131	-2.61E-03	9.25E-03	5.99E-03	pCi/m3
7D1 Avila Gate(426509004) - AC	24-Jun-17	Iodine-131	-6.81E-02	4.26E-01	2.67E-01	pCi/m3
7D1 Avila Gate(427260014) - AC	1-Jul-17	Iodine-131	2.28E-03	1.17E-02	6.53E-03	pCi/m3
7D1 Avila Gate(427172004) - AC	8-Jul-17	Iodine-131	1.92E-04	7.95E-03	4.87E-03	pCi/m3
7D1 Avila Gate(428165004) - AC	15-Jul-17	Iodine-131	-1.29E-04	9.01E-03	5.17E-03	pCi/m3
7D1 Avila Gate(428771004) - AC	22-Jul-17	Iodine-131	-1.84E-03	6.86E-03	4.99E-03	pCi/m3
7D1 Avila Gate(429647004) - AC	29-Jul-17	Iodine-131	1.49E-03	1.16E-02	6.66E-03	pCi/m3
7D1 Avila Gate(430026017) - AC	5-Aug-17	Iodine-131	-3.17E-03	7.17E-03	5.09E-03	pCi/m3
7D1 Avila Gate(430661004) - AC	12-Aug-17	Iodine-131	-1.05E-03	5.67E-03	3.54E-03	pCi/m3
7D1 Avila Gate(431149013) - AC	19-Aug-17	Iodine-131	2.44E-03	1.28E-02	7.20E-03	pCi/m3
7D1 Avila Gate(431732004) - AC	26-Aug-17	Iodine-131	-1.94E-03	7.39E-03	4.85E-03	pCi/m3
7D1 Avila Gate(432171013) - AC	2-Sep-17	Iodine-131	9.99E-04	5.33E-03	2.88E-03	pCi/m3
7D1 Avila Gate(432554004) - AC	9-Sep-17	Iodine-131	1.69E-03	9.11E-03	5.12E-03	pCi/m3
7D1 Avila Gate(433050014) - AC	16-Sep-17	Iodine-131	-2.36E-03	1.19E-02	7.40E-03	pCi/m3
7D1 Avila Gate(433619004) - AC	23-Sep-17	Iodine-131	5.61E-04	9.04E-03	5.27E-03	pCi/m3
7D1 Avila Gate(434138004) - AC	30-Sep-17	Iodine-131	8.78E-03	1.07E-02	1.16E-02	pCi/m3
7D1 Avila Gate(434739004) - AC	7-Oct-17	Iodine-131	-6.19E-03	1.06E-02	7.90E-03	pCi/m3
7D1 Avila Gate(435277014) - AC	14-Oct-17	Iodine-131	3.13E-03	8.18E-03	4.48E-03	pCi/m3
7D1 Avila Gate(436040004) - AC	21-Oct-17	Iodine-131	9.01E-04	8.18E-03	4.79E-03	pCi/m3
7D1 Avila Gate(436579004) - AC	28-Oct-17	Iodine-131	-1.49E-03	8.92E-03	5.64E-03	pCi/m3
7D1 Avila Gate(437170004) - AC	4-Nov-17	Iodine-131	1.50E-03	8.58E-03	5.00E-03	pCi/m3
7D1 Avila Gate(437862013) - AC	11-Nov-17	Iodine-131	-2.10E-03	1.04E-02	6.60E-03	pCi/m3
7D1 Avila Gate(438766014) - AC	18-Nov-17	Iodine-131	-2.51E-03	1.69E-02	1.13E-02	pCi/m3
7D1 Avila Gate(438751013) - AC	25-Nov-17	Iodine-131	-1.79E-04	7.43E-03	4.34E-03	pCi/m3
7D1 Avila Gate(439173004) - AC	2-Dec-17	Iodine-131	6.99E-04	7.60E-03	4.49E-03	pCi/m3
7D1 Avila Gate(439809004) - AC	9-Dec-17	Iodine-131	7.62E-04	1.28E-02	7.36E-03	pCi/m3
7D1 Avila Gate(440269004) - AC	16-Dec-17	Iodine-131	-6.31E-03	8.63E-03	7.21E-03	pCi/m3
7D1 Avila Gate(440708004) - AC	23-Dec-17	Iodine-131	2.11E-03	1.15E-02	6.61E-03	pCi/m3
7D1 Avila Gate(440902013) - AC	30-Dec-17	Iodine-131	4.36E-03	1.57E-02	8.63E-03	pCi/m3

7D1 Avila Gate - Air Particulate

Sample Name	Date Collected	Nuclide	Result	MDC	2 Sigma TPU	Units
7D1 Avila Gate(414169004) - AP	7-Jan-17	BETA	6.48E-03	1.62E-03	9.18E-03	pCi/m3
7D1 Avila Gate(414605004) - AP	14-Jan-17	BETA	2.15E-02	1.64E-03	8.54E-03	pCi/m3
7D1 Avila Gate(415087004) - AP	21-Jan-17	BETA	1.03E-02	1.66E-03	8.78E-03	pCi/m3
7D1 Avila Gate(415570004) - AP	28-Jan-17	BETA	2.79E-02	1.69E-03	8.42E-03	pCi/m3
7D1 Avila Gate(416000004) - AP	4-Feb-17	BETA	6.82E-03	1.69E-03	9.77E-03	pCi/m3
7D1 Avila Gate(416798004) - AP	11-Feb-17	BETA	1.71E-02	1.75E-03	8.02E-03	pCi/m3
7D1 Avila Gate(417215004) - AP	18-Feb-17	BETA	1.04E-02	1.83E-03	1.16E-02	pCi/m3
7D1 Avila Gate(417655004) - AP	25-Feb-17	BETA	8.01E-03	1.61E-03	8.98E-03	pCi/m3
7D1 Avila Gate(418228004) - AP	4-Mar-17	BETA	1.06E-02	1.71E-03	1.05E-02	pCi/m3

2017 DCPD REMP Analysis Results Appendix A

7D1 Avila Gate(418721005) - AP	11-Mar-17	BETA	2.16E-02	1.77E-03	1.00E-02	pCi/m3
7D1 Avila Gate(419121004) - AP	18-Mar-17	BETA	2.11E-02	1.74E-03	9.24E-03	pCi/m3
7D1 Avila Gate(419581003) - AP	25-Mar-17	BETA	1.09E-02	1.63E-03	7.80E-03	pCi/m3
7D1 Avila Gate(419998004) - AP	1-Apr-17	BETA	1.04E-02	1.57E-03	1.05E-02	pCi/m3
7D1 Avila Gate(420558004) - AP	8-Apr-17	BETA	2.59E-02	1.57E-03	1.10E-02	pCi/m3
7D1 Avila Gate(421106004) - AP	15-Apr-17	BETA	1.37E-02	1.64E-03	1.04E-02	pCi/m3
7D1 Avila Gate(421880002) - AP	22-Apr-17	BETA	1.18E-02	1.75E-03	9.81E-03	pCi/m3
7D1 Avila Gate(422342004) - AP	29-Apr-17	BETA	1.28E-02	1.73E-03	1.00E-02	pCi/m3
7D1 Avila Gate(422974004) - AP	6-May-17	BETA	8.44E-03	1.60E-03	8.74E-03	pCi/m3
7D1 Avila Gate(423473004) - AP	13-May-17	BETA	7.94E-03	1.62E-03	8.11E-03	pCi/m3
7D1 Avila Gate(424024004) - AP	20-May-17	BETA	5.01E-03	1.72E-03	1.02E-02	pCi/m3
7D1 Avila Gate(424467004) - AP	27-May-17	BETA	1.43E-02	1.54E-03	8.39E-03	pCi/m3
7D1 Avila Gate(425007004) - AP	3-Jun-17	BETA	6.61E-03	1.69E-03	9.32E-03	pCi/m3
7D1 Avila Gate(425188005) - AP	10-Jun-17	BETA	1.43E-02	1.72E-03	9.32E-03	pCi/m3
7D1 Avila Gate(426242004) - AP	17-Jun-17	BETA	4.21E-03	1.67E-03	1.10E-02	pCi/m3
7D1 Avila Gate(426509005) - AP	24-Jun-17	BETA	1.14E-01	7.65E-02	6.65E-02	pCi/m3
7D1 Avila Gate(427260004) - AP	1-Jul-17	BETA	1.29E-02	1.61E-03	7.26E-03	pCi/m3
7D1 Avila Gate(427172005) - AP	8-Jul-17	BETA	1.06E-02	1.61E-03	9.20E-03	pCi/m3
7D1 Avila Gate(428165005) - AP	15-Jul-17	BETA	9.94E-03	1.52E-03	8.38E-03	pCi/m3
7D1 Avila Gate(428771005) - AP	22-Jul-17	BETA	5.82E-03	1.64E-03	9.61E-03	pCi/m3
7D1 Avila Gate(429647005) - AP	29-Jul-17	BETA	8.27E-03	1.65E-03	9.81E-03	pCi/m3
7D1 Avila Gate(430026018) - AP	5-Aug-17	BETA	1.25E-02	1.52E-03	8.78E-03	pCi/m3
7D1 Avila Gate(430661005) - AP	12-Aug-17	BETA	1.14E-02	1.68E-03	8.98E-03	pCi/m3
7D1 Avila Gate(431149014) - AP	19-Aug-17	BETA	1.69E-02	1.66E-03	8.55E-03	pCi/m3
7D1 Avila Gate(431732005) - AP	26-Aug-17	BETA	9.53E-03	1.67E-03	9.44E-03	pCi/m3
7D1 Avila Gate(432171014) - AP	2-Sep-17	BETA	2.52E-02	1.53E-03	8.65E-03	pCi/m3
7D1 Avila Gate(432554005) - AP	9-Sep-17	BETA	2.48E-02	1.67E-03	8.92E-03	pCi/m3
7D1 Avila Gate(433050015) - AP	16-Sep-17	BETA	1.76E-02	1.45E-03	8.38E-03	pCi/m3
7D1 Avila Gate(433619005) - AP	23-Sep-17	BETA	1.65E-02	1.47E-03	1.07E-02	pCi/m3
7D1 Avila Gate(434138005) - AP	30-Sep-17	BETA	3.11E-02	1.55E-03	1.05E-02	pCi/m3
7D1 Avila Gate(434739005) - AP	7-Oct-17	BETA	3.68E-02	1.71E-03	1.08E-02	pCi/m3
7D1 Avila Gate(435277015) - AP	14-Oct-17	BETA	5.30E-02	1.65E-03	9.23E-03	pCi/m3
7D1 Avila Gate(436040005) - AP	21-Oct-17	BETA	2.67E-02	1.76E-03	9.84E-03	pCi/m3
7D1 Avila Gate(436579005) - AP	28-Oct-17	BETA	3.78E-02	1.83E-03	1.06E-02	pCi/m3
7D1 Avila Gate(437170005) - AP	4-Nov-17	BETA	2.73E-02	1.66E-03	8.87E-03	pCi/m3
7D1 Avila Gate(437862014) - AP	11-Nov-17	BETA	1.28E-02	1.73E-03	1.06E-02	pCi/m3
7D1 Avila Gate(438766004) - AP	18-Nov-17	BETA	2.17E-02	1.98E-03	9.82E-03	pCi/m3
7D1 Avila Gate(438751014) - AP	25-Nov-17	BETA	3.94E-02	1.49E-03	8.01E-03	pCi/m3
7D1 Avila Gate(439173005) - AP	2-Dec-17	BETA	3.58E-02	1.66E-03	1.21E-02	pCi/m3
7D1 Avila Gate(439809005) - AP	9-Dec-17	BETA	4.01E-02	2.06E-03	1.06E-02	pCi/m3
7D1 Avila Gate(440269005) - AP	16-Dec-17	BETA	5.62E-02	1.68E-03	8.78E-03	pCi/m3
7D1 Avila Gate(440708005) - AP	23-Dec-17	BETA	3.83E-02	1.74E-03	9.53E-03	pCi/m3
7D1 Avila Gate(440902014) - AP	30-Dec-17	BETA	8.09E-02	1.86E-03	1.20E-02	pCi/m3
7D1 Avila Gate(420629003) - AP	11-Feb-17	Cesium-134	1.14E-04	6.27E-04	3.62E-04	pCi/m3
7D1 Avila Gate(429517002) - AP	13-May-17	Cesium-134	3.70E-04	7.03E-04	3.92E-04	pCi/m3

2017 DCPD REMP Analysis Results Appendix A

7D1 Avila Gate(435247002) - AP	12-Aug-17	Cesium-134	1.02E-04	5.98E-04	3.36E-04	pCi/m3
7D1 Avila Gate(441602002) - AP	11-Nov-17	Cesium-134	9.77E-05	5.11E-04	2.86E-04	pCi/m3
7D1 Avila Gate(420629003) - AP	11-Feb-17	Cesium-137	-4.96E-05	3.99E-04	2.59E-04	pCi/m3
7D1 Avila Gate(429517002) - AP	13-May-17	Cesium-137	-5.42E-05	4.24E-04	2.69E-04	pCi/m3
7D1 Avila Gate(435247002) - AP	12-Aug-17	Cesium-137	-8.03E-05	4.06E-04	2.66E-04	pCi/m3
7D1 Avila Gate(441602002) - AP	11-Nov-17	Cesium-137	-8.58E-06	4.72E-04	2.87E-04	pCi/m3

7D3 Avila Pier - Market Fish

Sample Name	Date Collected	Nuclide	Result	MDC	2 Sigma TPU	Units
7D3 Avila Pier(417211012) - FH Market	21-Feb-17	Cesium-134	1.58E+00	5.05E+00	2.94E+00	pCi/kg
7D3 Avila Pier(425062003) - FH Market	6-Jun-17	Cesium-134	3.14E-01	5.51E+00	3.18E+00	pCi/kg
7D3 Avila Pier(417211012) - FH Market	21-Feb-17	Cesium-137	3.75E+00	4.87E+00	3.11E+00	pCi/kg
7D3 Avila Pier(425062003) - FH Market	6-Jun-17	Cesium-137	2.21E+00	5.38E+00	3.30E+00	pCi/kg
7D3 Avila Pier(417211012) - FH Market	21-Feb-17	Cobalt-58	1.58E+00	4.69E+00	2.74E+00	pCi/kg
7D3 Avila Pier(425062003) - FH Market	6-Jun-17	Cobalt-58	-7.93E-01	4.78E+00	2.87E+00	pCi/kg
7D3 Avila Pier(417211012) - FH Market	21-Feb-17	Cobalt-60	-8.63E-01	3.70E+00	2.45E+00	pCi/kg
7D3 Avila Pier(425062003) - FH Market	6-Jun-17	Cobalt-60	1.03E+00	5.49E+00	3.25E+00	pCi/kg
7D3 Avila Pier(417211012) - FH Market	21-Feb-17	Iron-59	-3.69E+00	8.11E+00	5.41E+00	pCi/kg
7D3 Avila Pier(425062003) - FH Market	6-Jun-17	Iron-59	-3.90E+00	1.26E+01	8.01E+00	pCi/kg
7D3 Avila Pier(417211012) - FH Market	21-Feb-17	Manganese-54	2.68E+00	4.07E+00	4.07E+00	pCi/kg
7D3 Avila Pier(425062003) - FH Market	6-Jun-17	Manganese-54	5.64E-01	5.14E+00	2.96E+00	pCi/kg
7D3 Avila Pier(417211012) - FH Market	21-Feb-17	Zinc-65	-3.83E+00	8.98E+00	5.91E+00	pCi/kg
7D3 Avila Pier(425062003) - FH Market	6-Jun-17	Zinc-65	-2.37E+00	1.27E+01	7.86E+00	pCi/kg

7E1 Avila Valley Barn - Vegetation

Sample Name	Date Collected	Nuclide	Result	MDC	2 Sigma TPU	Units
7E1 Avila Valley Barn(418723001) - VG Brdleaf	13-Mar-17	Cesium-134	2.52E+00	5.37E+00	3.23E+00	pCi/kg
7E1 Avila Valley Barn(425062001) - VG Brdleaf	6-Jun-17	Cesium-134	-9.95E-01	4.93E+00	4.08E+00	pCi/kg
7E1 Avila Valley Barn(425939001) - VG Brdleaf	15-Jun-17	Cesium-134	-2.81E+00	4.46E+00	3.18E+00	pCi/kg
7E1 Avila Valley Barn(431136001) - VG Brdleaf	21-Aug-17	Cesium-134	-7.30E-01	6.89E+00	4.08E+00	pCi/kg
7E1 Avila Valley Barn(437112004) - VG Brdleaf	6-Nov-17	Cesium-134	3.73E+00	1.66E+01	1.01E+01	pCi/kg
7E1 Avila Valley Barn(418723001) - VG Brdleaf	13-Mar-17	Cesium-137	-1.07E-01	5.37E+00	5.45E+00	pCi/kg
7E1 Avila Valley Barn(425062001) - VG Brdleaf	6-Jun-17	Cesium-137	-7.93E-01	6.11E+00	5.08E+00	pCi/kg
7E1 Avila Valley Barn(425939001) - VG Brdleaf	15-Jun-17	Cesium-137	1.30E+00	4.59E+00	2.64E+00	pCi/kg
7E1 Avila Valley Barn(431136001) - VG Brdleaf	21-Aug-17	Cesium-137	1.85E+00	6.18E+00	3.55E+00	pCi/kg
7E1 Avila Valley Barn(437112004) - VG Brdleaf	6-Nov-17	Cesium-137	-9.72E-01	1.52E+01	9.37E+00	pCi/kg
7E1 Avila Valley Barn(418723001) - VG Brdleaf	13-Mar-17	Iodine-131	6.94E-01	6.06E+00	3.49E+00	pCi/kg
7E1 Avila Valley Barn(425062001) - VG Brdleaf	6-Jun-17	Iodine-131	-1.49E+00	7.31E+00	4.37E+00	pCi/kg
7E1 Avila Valley Barn(425939001) - VG Brdleaf	15-Jun-17	Iodine-131	-2.87E+00	6.88E+00	4.99E+00	pCi/kg
7E1 Avila Valley Barn(431136001) - VG Brdleaf	21-Aug-17	Iodine-131	4.69E-01	1.20E+01	7.17E+00	pCi/kg
7E1 Avila Valley Barn(437112004) - VG Brdleaf	6-Nov-17	Iodine-131	-9.33E+00	1.74E+01	1.16E+01	pCi/kg

2017 DCPD REMP Analysis Results Appendix A

7G1 Arroyo Grande - Vegetation

Sample Name	Date Collected	Nuclide	Result	MDC	2 Sigma TPU	Units
7G1 Arroyo Grande(414077003) - VG Brdleaf	9-Jan-17	Cesium-134	4.04E+00	1.36E+01	8.76E+00	pCi/kg
7G1 Arroyo Grande(415884003) - VG Brdleaf	6-Feb-17	Cesium-134	1.15E+00	1.01E+01	6.13E+00	pCi/kg
7G1 Arroyo Grande(418010003) - VG Brdleaf	6-Mar-17	Cesium-134	-5.40E-01	1.36E+01	1.00E+01	pCi/kg
7G1 Arroyo Grande(420442003) - VG Brdleaf	10-Apr-17	Cesium-134	-1.29E+00	9.34E+00	6.25E+00	pCi/kg
7G1 Arroyo Grande(422791003) - VG Brdleaf	8-May-17	Cesium-134	9.13E-01	1.60E+01	9.50E+00	pCi/kg
7G1 Arroyo Grande(424859003) - VG Brdleaf	5-Jun-17	Cesium-134	-1.33E+00	1.23E+01	7.32E+00	pCi/kg
7G1 Arroyo Grande(428275003) - VG Brdleaf	17-Jul-17	Cesium-134	-1.36E+00	8.21E+00	6.02E+00	pCi/kg
7G1 Arroyo Grande(429823003) - VG Brdleaf	7-Aug-17	Cesium-134	4.02E+00	1.22E+01	7.19E+00	pCi/kg
7G1 Arroyo Grande(430800003) - VG Brdleaf	11-Sep-17	Cesium-134	2.54E+00	1.01E+01	5.85E+00	pCi/kg
7G1 Arroyo Grande(434441003) - VG Brdleaf	9-Oct-17	Cesium-134	1.86E+00	1.01E+01	5.97E+00	pCi/kg
7G1 Arroyo Grande(437374003) - VG Brdleaf	13-Nov-17	Cesium-134	-2.98E+00	9.85E+00	7.21E+00	pCi/kg
7G1 Arroyo Grande(438952003) - VG Brdleaf	4-Dec-17	Cesium-134	-4.00E+00	1.08E+01	6.85E+00	pCi/kg
7G1 Arroyo Grande(414077003) - VG Brdleaf	9-Jan-17	Cesium-137	-1.16E+00	1.29E+01	7.52E+00	pCi/kg
7G1 Arroyo Grande(415884003) - VG Brdleaf	6-Feb-17	Cesium-137	4.08E+00	9.32E+00	5.64E+00	pCi/kg
7G1 Arroyo Grande(418010003) - VG Brdleaf	6-Mar-17	Cesium-137	-2.48E+00	1.60E+01	1.27E+01	pCi/kg
7G1 Arroyo Grande(420442003) - VG Brdleaf	10-Apr-17	Cesium-137	-8.48E-01	9.38E+00	5.80E+00	pCi/kg
7G1 Arroyo Grande(422791003) - VG Brdleaf	8-May-17	Cesium-137	-7.48E-01	1.34E+01	8.06E+00	pCi/kg
7G1 Arroyo Grande(424859003) - VG Brdleaf	5-Jun-17	Cesium-137	5.18E-02	1.20E+01	6.91E+00	pCi/kg
7G1 Arroyo Grande(428275003) - VG Brdleaf	17-Jul-17	Cesium-137	-2.61E+00	6.83E+00	4.53E+00	pCi/kg
7G1 Arroyo Grande(429823003) - VG Brdleaf	7-Aug-17	Cesium-137	-1.07E+01	1.03E+01	8.71E+00	pCi/kg
7G1 Arroyo Grande(430800003) - VG Brdleaf	11-Sep-17	Cesium-137	1.38E+00	9.42E+00	6.52E+00	pCi/kg
7G1 Arroyo Grande(434441003) - VG Brdleaf	9-Oct-17	Cesium-137	3.98E+00	9.63E+00	5.66E+00	pCi/kg
7G1 Arroyo Grande(437374003) - VG Brdleaf	13-Nov-17	Cesium-137	1.16E+00	8.52E+00	5.05E+00	pCi/kg
7G1 Arroyo Grande(438952003) - VG Brdleaf	4-Dec-17	Cesium-137	5.65E-01	1.08E+01	6.21E+00	pCi/kg
7G1 Arroyo Grande(414077003) - VG Brdleaf	9-Jan-17	Iodine-131	-3.39E+00	1.51E+01	1.23E+01	pCi/kg
7G1 Arroyo Grande(415884003) - VG Brdleaf	6-Feb-17	Iodine-131	6.84E+00	9.90E+00	8.85E+00	pCi/kg
7G1 Arroyo Grande(418010003) - VG Brdleaf	6-Mar-17	Iodine-131	-2.73E+00	1.32E+01	7.83E+00	pCi/kg
7G1 Arroyo Grande(420442003) - VG Brdleaf	10-Apr-17	Iodine-131	-2.64E+00	9.42E+00	5.81E+00	pCi/kg
7G1 Arroyo Grande(422791003) - VG Brdleaf	8-May-17	Iodine-131	1.57E+01	1.57E+01	2.82E+01	pCi/kg
7G1 Arroyo Grande(424859003) - VG Brdleaf	5-Jun-17	Iodine-131	3.95E-01	1.24E+01	7.35E+00	pCi/kg
7G1 Arroyo Grande(428275003) - VG Brdleaf	17-Jul-17	Iodine-131	7.84E+00	7.84E+00	1.12E+01	pCi/kg
7G1 Arroyo Grande(429823003) - VG Brdleaf	7-Aug-17	Iodine-131	5.07E+00	1.40E+01	8.10E+00	pCi/kg
7G1 Arroyo Grande(430800003) - VG Brdleaf	11-Sep-17	Iodine-131	-5.84E+00	1.49E+01	9.58E+00	pCi/kg
7G1 Arroyo Grande(434441003) - VG Brdleaf	9-Oct-17	Iodine-131	-1.38E+00	1.20E+01	7.42E+00	pCi/kg
7G1 Arroyo Grande(437374003) - VG Brdleaf	13-Nov-17	Iodine-131	-3.33E+00	1.13E+01	7.03E+00	pCi/kg
7G1 Arroyo Grande(438952003) - VG Brdleaf	4-Dec-17	Iodine-131	9.45E-01	1.32E+01	7.88E+00	pCi/kg

8S1 Target Range - Air Cartridge

Sample Name	Date Collected	Nuclide	Result	MDC	2 Sigma TPU	Units
8S1 Target Range(414169015) - AC	7-Jan-17	Iodine-131	2.18E-03	7.64E-03	4.22E-03	pCi/m3
8S1 Target Range(414605015) - AC	14-Jan-17	Iodine-131	6.43E-04	8.61E-03	4.86E-03	pCi/m3
8S1 Target Range(415087015) - AC	21-Jan-17	Iodine-131	2.31E-04	1.00E-02	6.24E-03	pCi/m3
8S1 Target Range(415570015) - AC	28-Jan-17	Iodine-131	4.08E-04	7.00E-03	4.02E-03	pCi/m3

2017 DCPD REMP Analysis Results Appendix A

8S1 Target Range(416000015) - AC	4-Feb-17	Iodine-131	9.10E-04	1.05E-02	6.38E-03	pCi/m3
8S1 Target Range(416798015) - AC	11-Feb-17	Iodine-131	2.47E-04	1.43E-02	9.14E-03	pCi/m3
8S1 Target Range(417215015) - AC	18-Feb-17	Iodine-131	-1.14E-03	8.18E-03	5.03E-03	pCi/m3
8S1 Target Range(417655015) - AC	25-Feb-17	Iodine-131	1.82E-03	9.16E-03	5.07E-03	pCi/m3
8S1 Target Range(418228015) - AC	4-Mar-17	Iodine-131	1.20E-03	8.08E-03	4.58E-03	pCi/m3
8S1 Target Range(418721016) - AC	11-Mar-17	Iodine-131	-1.06E-03	6.80E-03	4.21E-03	pCi/m3
8S1 Target Range(419121015) - AC	18-Mar-17	Iodine-131	9.54E-04	7.69E-03	4.26E-03	pCi/m3
8S1 Target Range(419581014) - AC	25-Mar-17	Iodine-131	-2.05E-03	8.99E-03	5.68E-03	pCi/m3
8S1 Target Range(419998015) - AC	1-Apr-17	Iodine-131	1.79E-04	6.61E-03	3.95E-03	pCi/m3
8S1 Target Range(420558015) - AC	8-Apr-17	Iodine-131	2.19E-03	9.15E-03	5.07E-03	pCi/m3
8S1 Target Range(421106015) - AC	15-Apr-17	Iodine-131	2.64E-04	9.70E-03	5.73E-03	pCi/m3
8S1 Target Range(421880014) - AC	22-Apr-17	Iodine-131	4.96E-04	7.29E-03	4.46E-03	pCi/m3
8S1 Target Range(422342015) - AC	29-Apr-17	Iodine-131	-9.79E-04	7.30E-03	4.88E-03	pCi/m3
8S1 Target Range(422974015) - AC	6-May-17	Iodine-131	2.58E-03	8.37E-03	4.81E-03	pCi/m3
8S1 Target Range(423473015) - AC	13-May-17	Iodine-131	1.03E-03	8.06E-03	4.58E-03	pCi/m3
8S1 Target Range(424024015) - AC	20-May-17	Iodine-131	-2.81E-03	7.44E-03	4.97E-03	pCi/m3
8S1 Target Range(424467015) - AC	27-May-17	Iodine-131	1.80E-03	1.06E-02	6.05E-03	pCi/m3
8S1 Target Range(425007014) - AC	4-Jun-17	Iodine-131	3.85E-03	1.09E-02	6.69E-03	pCi/m3
8S1 Target Range(425188016) - AC	10-Jun-17	Iodine-131	-2.67E-03	7.20E-03	4.94E-03	pCi/m3
8S1 Target Range(426242015) - AC	17-Jun-17	Iodine-131	-4.86E-04	1.22E-02	8.29E-03	pCi/m3
8S1 Target Range(426509008) - AC	24-Jun-17	Iodine-131	-1.94E-03	1.25E-02	7.65E-03	pCi/m3
8S1 Target Range(427260015) - AC	1-Jul-17	Iodine-131	4.14E-03	1.10E-02	5.99E-03	pCi/m3
8S1 Target Range(427172010) - AC	8-Jul-17	Iodine-131	2.52E-03	1.26E-02	6.92E-03	pCi/m3
8S1 Target Range(428165008) - AC	15-Jul-17	Iodine-131	-1.43E-03	8.05E-03	5.09E-03	pCi/m3
8S1 Target Range(428771008) - AC	22-Jul-17	Iodine-131	-3.44E-04	8.51E-03	5.06E-03	pCi/m3
8S1 Target Range(429647009) - AC	29-Jul-17	Iodine-131	8.96E-04	1.32E-02	7.56E-03	pCi/m3
8S1 Target Range(430026012) - AC	5-Aug-17	Iodine-131	1.72E-03	8.67E-03	4.78E-03	pCi/m3
8S1 Target Range(430661008) - AC	12-Aug-17	Iodine-131	-1.46E-03	8.00E-03	4.93E-03	pCi/m3
8S1 Target Range(431149003) - AC	19-Aug-17	Iodine-131	-4.95E-03	9.36E-03	6.94E-03	pCi/m3
8S1 Target Range(431732008) - AC	26-Aug-17	Iodine-131	2.03E-04	7.95E-03	4.73E-03	pCi/m3
8S1 Target Range(432171003) - AC	2-Sep-17	Iodine-131	-2.90E-03	6.34E-03	4.57E-03	pCi/m3
8S1 Target Range(432554008) - AC	9-Sep-17	Iodine-131	-4.47E-03	3.27E-03	4.43E-03	pCi/m3
8S1 Target Range(433050004) - AC	16-Sep-17	Iodine-131	4.68E-03	9.32E-03	5.25E-03	pCi/m3
8S1 Target Range(433619008) - AC	23-Sep-17	Iodine-131	5.11E-03	1.25E-02	6.89E-03	pCi/m3
8S1 Target Range(434138008) - AC	30-Sep-17	Iodine-131	3.00E-03	1.15E-02	7.44E-03	pCi/m3
8S1 Target Range(434739008) - AC	7-Oct-17	Iodine-131	-4.42E-03	6.84E-03	5.37E-03	pCi/m3
8S1 Target Range(435277003) - AC	14-Oct-17	Iodine-131	-7.82E-04	1.05E-02	6.44E-03	pCi/m3
8S1 Target Range(436040008) - AC	21-Oct-17	Iodine-131	-4.53E-03	7.16E-03	5.55E-03	pCi/m3
8S1 Target Range(436579008) - AC	28-Oct-17	Iodine-131	-2.22E-03	1.11E-02	6.93E-03	pCi/m3
8S1 Target Range(437170008) - AC	4-Nov-17	Iodine-131	-3.23E-03	6.18E-03	4.50E-03	pCi/m3
8S1 Target Range(437862003) - AC	11-Nov-17	Iodine-131	-3.22E-03	7.97E-03	5.28E-03	pCi/m3
8S1 Target Range(438766015) - AC	18-Nov-17	Iodine-131	-2.59E-03	1.62E-02	9.88E-03	pCi/m3
8S1 Target Range(438751003) - AC	25-Nov-17	Iodine-131	-4.54E-04	1.08E-02	6.34E-03	pCi/m3
8S1 Target Range(439173008) - AC	2-Dec-17	Iodine-131	6.31E-03	6.31E-03	7.51E-03	pCi/m3
8S1 Target Range(439809008) - AC	9-Dec-17	Iodine-131	8.26E-04	1.58E-02	9.38E-03	pCi/m3

2017 DCPD REMP Analysis Results Appendix A

8S1 Target Range(440269008) - AC	16-Dec-17	Iodine-131	-3.31E-03	9.76E-03	6.56E-03	pCi/m3
8S1 Target Range(440708008) - AC	23-Dec-17	Iodine-131	6.27E-03	1.20E-02	6.74E-03	pCi/m3
8S1 Target Range(440902005) - AC	30-Dec-17	Iodine-131	4.64E-03	1.22E-02	8.92E-03	pCi/m3

8S1 Target Range - Air Carbon-14

Sample Name	Date Collected	Nuclide	Result	MDC	2 Sigma TPU	Units
8S1 Target Range(414169010) - AC14	7-Jan-17	Carbon-14	-2.63E-07	6.97E-07	4.11E-07	uCi/m3
8S1 Target Range(414605010) - AC14	14-Jan-17	Carbon-14	-6.61E-08	5.95E-07	3.54E-07	uCi/m3
8S1 Target Range(415087010) - AC14	21-Jan-17	Carbon-14	-8.95E-08	5.83E-07	3.46E-07	uCi/m3
8S1 Target Range(415570010) - AC14	28-Jan-17	Carbon-14	8.49E-09	5.59E-07	3.33E-07	uCi/m3
8S1 Target Range(416000010) - AC14	4-Feb-17	Carbon-14	-1.46E-07	6.49E-07	3.84E-07	uCi/m3
8S1 Target Range(416798010) - AC14	11-Feb-17	Carbon-14	-5.31E-07	6.20E-07	3.60E-07	uCi/m3
8S1 Target Range(417215010) - AC14	18-Feb-17	Carbon-14	-5.67E-08	6.65E-07	3.95E-07	uCi/m3
8S1 Target Range(417655010) - AC14	25-Feb-17	Carbon-14	4.25E-08	5.03E-07	3.00E-07	uCi/m3
8S1 Target Range(418228010) - AC14	4-Mar-17	Carbon-14	-1.75E-08	5.32E-07	3.17E-07	uCi/m3
8S1 Target Range(418721011) - AC14	11-Mar-17	Carbon-14	1.69E-07	5.51E-07	3.31E-07	uCi/m3
8S1 Target Range(419121010) - AC14	18-Mar-17	Carbon-14	5.75E-08	6.23E-07	3.72E-07	uCi/m3
8S1 Target Range(419581009) - AC14	25-Mar-17	Carbon-14	-2.76E-07	6.03E-07	3.55E-07	uCi/m3
8S1 Target Range(419998010) - AC14	1-Apr-17	Carbon-14	8.71E-08	6.01E-07	3.59E-07	uCi/m3
8S1 Target Range(420558010) - AC14	8-Apr-17	Carbon-14	-4.81E-08	6.48E-07	3.86E-07	uCi/m3
8S1 Target Range(421106010) - AC14	15-Apr-17	Carbon-14	-1.31E-07	5.66E-07	3.35E-07	uCi/m3
8S1 Target Range(421880009) - AC14	22-Apr-17	Carbon-14	-2.51E-07	5.77E-07	3.39E-07	uCi/m3
8S1 Target Range(422342010) - AC14	29-Apr-17	Carbon-14	-1.36E-08	5.71E-07	3.40E-07	uCi/m3
8S1 Target Range(422974010) - AC14	6-May-17	Carbon-14	9.75E-09	1.24E-08	7.57E-09	uCi/m3
8S1 Target Range(423473010) - AC14	13-May-17	Carbon-14	6.72E-07	5.62E-07	3.47E-07	uCi/m3
8S1 Target Range(424024010) - AC14	20-May-17	Carbon-14	1.09E-06	5.86E-07	3.68E-07	uCi/m3
8S1 Target Range(424467010) - AC14	27-May-17	Carbon-14	1.10E-06	5.27E-07	3.33E-07	uCi/m3
8S1 Target Range(425007010) - AC14	4-Jun-17	Carbon-14	8.48E-07	5.90E-07	3.66E-07	uCi/m3
8S1 Target Range(425188011) - AC14	10-Jun-17	Carbon-14	-3.26E-07	5.26E-07	3.08E-07	uCi/m3
8S1 Target Range(426242010) - AC14	17-Jun-17	Carbon-14	-1.33E-07	5.68E-07	3.36E-07	uCi/m3
8S1 Target Range(426509010) - AC14	24-Jun-17	Carbon-14	-1.04E-07	5.81E-07	3.44E-07	uCi/m3
8S1 Target Range(427260010) - AC14	1-Jul-17	Carbon-14	1.84E-07	5.89E-07	3.54E-07	uCi/m3
8S1 Target Range(427172018) - AC14	8-Jul-17	Carbon-14	7.64E-08	5.58E-07	3.34E-07	uCi/m3
8S1 Target Range(428165010) - AC14	15-Jul-17	Carbon-14	2.18E-07	5.67E-07	3.42E-07	uCi/m3
8S1 Target Range(428771010) - AC14	22-Jul-17	Carbon-14	-3.71E-07	5.77E-07	3.38E-07	uCi/m3
8S1 Target Range(429647010) - AC14	29-Jul-17	Carbon-14	-1.56E-07	6.34E-07	3.75E-07	uCi/m3
8S1 Target Range(430026014) - AC14	5-Aug-17	Carbon-14	-8.66E-08	8.21E-07	4.88E-07	uCi/m3
8S1 Target Range(430661010) - AC14	12-Aug-17	Carbon-14	4.88E-08	8.43E-07	5.03E-07	uCi/m3
8S1 Target Range(431149005) - AC14	19-Aug-17	Carbon-14	-3.84E-07	6.21E-07	3.64E-07	uCi/m3
8S1 Target Range(431732010) - AC14	26-Aug-17	Carbon-14	-2.81E-07	6.19E-07	3.64E-07	uCi/m3
8S1 Target Range(432171005) - AC14	2-Sep-17	Carbon-14	-1.57E-08	5.71E-07	3.40E-07	uCi/m3
8S1 Target Range(432554010) - AC14	9-Sep-17	Carbon-14	4.02E-07	5.70E-07	3.46E-07	uCi/m3
8S1 Target Range(433050006) - AC14	16-Sep-17	Carbon-14	3.75E-07	5.13E-07	3.12E-07	uCi/m3
8S1 Target Range(433619010) - AC14	23-Sep-17	Carbon-14	2.70E-07	5.19E-07	3.14E-07	uCi/m3
8S1 Target Range(434138010) - AC14	30-Sep-17	Carbon-14	3.09E-07	5.74E-07	3.48E-07	uCi/m3

2017 DCPD REMP Analysis Results Appendix A

8S1 Target Range(434739010) - AC14	7-Oct-17	Carbon-14	4.05E-07	5.33E-07	3.24E-07	uCi/m3
8S1 Target Range(435277005) - AC14	14-Oct-17	Carbon-14	-2.51E-07	5.43E-07	3.19E-07	uCi/m3
8S1 Target Range(436040010) - AC14	21-Oct-17	Carbon-14	-1.61E-08	5.79E-07	3.45E-07	uCi/m3
8S1 Target Range(436579010) - AC14	28-Oct-17	Carbon-14	-2.37E-07	5.91E-07	3.48E-07	uCi/m3
8S1 Target Range(437170010) - AC14	4-Nov-17	Carbon-14	-2.44E-07	5.61E-07	3.30E-07	uCi/m3
8S1 Target Range(437862005) - AC14	11-Nov-17	Carbon-14	-4.07E-08	5.86E-07	3.48E-07	uCi/m3
8S1 Target Range(438766010) - AC14	18-Nov-17	Carbon-14	-6.82E-08	6.50E-07	3.86E-07	uCi/m3
8S1 Target Range(438751005) - AC14	25-Nov-17	Carbon-14	2.19E-07	4.82E-07	2.91E-07	uCi/m3
8S1 Target Range(439173010) - AC14	2-Dec-17	Carbon-14	5.13E-07	5.89E-07	3.60E-07	uCi/m3
8S1 Target Range(439809010) - AC14	9-Dec-17	Carbon-14	5.63E-07	6.04E-07	3.70E-07	uCi/m3
8S1 Target Range(440269010) - AC14	16-Dec-17	Carbon-14	4.61E-07	4.63E-07	2.84E-07	uCi/m3
8S1 Target Range(440708010) - AC14	23-Dec-17	Carbon-14	-4.17E-07	5.37E-07	3.13E-07	uCi/m3
8S1 Target Range(440902007) - AC14	30-Dec-17	Carbon-14	-3.99E-08	5.38E-07	3.20E-07	uCi/m3

8S1 Target Range - Air Particulate

Sample Name	Date Collected	Nuclide	Result	MDC	2 Sigma TPU	Units
8S1 Target Range(414169005) - AP	7-Jan-17	BETA	9.03E-03	1.57E-03	8.98E-03	pCi/m3
8S1 Target Range(414605005) - AP	14-Jan-17	BETA	1.94E-02	1.64E-03	8.51E-03	pCi/m3
8S1 Target Range(415087005) - AP	21-Jan-17	BETA	8.31E-03	1.68E-03	8.86E-03	pCi/m3
8S1 Target Range(415570005) - AP	28-Jan-17	BETA	2.98E-02	1.67E-03	8.38E-03	pCi/m3
8S1 Target Range(416000005) - AP	4-Feb-17	BETA	1.02E-02	1.63E-03	9.53E-03	pCi/m3
8S1 Target Range(416798005) - AP	11-Feb-17	BETA	1.62E-02	1.79E-03	8.19E-03	pCi/m3
8S1 Target Range(417215005) - AP	18-Feb-17	BETA	7.99E-03	1.65E-03	1.05E-02	pCi/m3
8S1 Target Range(417655005) - AP	25-Feb-17	BETA	1.42E-02	1.60E-03	9.07E-03	pCi/m3
8S1 Target Range(418228005) - AP	4-Mar-17	BETA	1.19E-02	1.71E-03	1.05E-02	pCi/m3
8S1 Target Range(418721005) - AP	11-Mar-17	BETA	1.88E-02	1.75E-03	9.85E-03	pCi/m3
8S1 Target Range(419121005) - AP	18-Mar-17	BETA	1.88E-02	1.76E-03	9.28E-03	pCi/m3
8S1 Target Range(419581004) - AP	25-Mar-17	BETA	1.20E-02	1.64E-03	7.86E-03	pCi/m3
8S1 Target Range(419998005) - AP	1-Apr-17	BETA	1.10E-02	1.61E-03	1.08E-02	pCi/m3
8S1 Target Range(420558005) - AP	8-Apr-17	BETA	2.15E-02	1.58E-03	1.10E-02	pCi/m3
8S1 Target Range(421106005) - AP	15-Apr-17	BETA	8.98E-03	1.69E-03	1.05E-02	pCi/m3
8S1 Target Range(421880004) - AP	22-Apr-17	BETA	5.93E-03	1.75E-03	9.69E-03	pCi/m3
8S1 Target Range(422342005) - AP	29-Apr-17	BETA	1.16E-02	1.74E-03	1.00E-02	pCi/m3
8S1 Target Range(422974005) - AP	6-May-17	BETA	8.19E-03	1.62E-03	8.83E-03	pCi/m3
8S1 Target Range(423473005) - AP	13-May-17	BETA	8.98E-03	1.62E-03	8.12E-03	pCi/m3
8S1 Target Range(424024005) - AP	20-May-17	BETA	8.89E-03	1.75E-03	1.05E-02	pCi/m3
8S1 Target Range(424467005) - AP	27-May-17	BETA	1.12E-02	1.58E-03	8.50E-03	pCi/m3
8S1 Target Range(425007005) - AP	4-Jun-17	BETA	8.18E-03	1.74E-03	9.66E-03	pCi/m3
8S1 Target Range(425188006) - AP	10-Jun-17	BETA	8.41E-03	1.69E-03	9.04E-03	pCi/m3
8S1 Target Range(426242005) - AP	17-Jun-17	BETA	2.55E-03	1.74E-03	1.15E-02	pCi/m3
8S1 Target Range(426509009) - AP	24-Jun-17	BETA	1.07E-02	1.70E-03	2.44E-03	pCi/m3
8S1 Target Range(427260005) - AP	1-Jul-17	BETA	1.04E-02	1.62E-03	7.20E-03	pCi/m3
8S1 Target Range(427172011) - AP	8-Jul-17	BETA	8.26E-03	1.58E-03	8.97E-03	pCi/m3
8S1 Target Range(428165009) - AP	15-Jul-17	BETA	1.08E-02	1.63E-03	8.97E-03	pCi/m3
8S1 Target Range(428771009) - AP	22-Jul-17	BETA	7.83E-03	1.70E-03	9.98E-03	pCi/m3

2017 DCPD REMP Analysis Results Appendix A

8S1 Target Range(429647008) - AP	29-Jul-17	BETA	5.60E-03	1.66E-03	9.76E-03	pCi/m3
8S1 Target Range(430026013) - AP	5-Aug-17	BETA	1.05E-02	1.55E-03	8.91E-03	pCi/m3
8S1 Target Range(430661009) - AP	12-Aug-17	BETA	9.62E-03	1.73E-03	9.19E-03	pCi/m3
8S1 Target Range(431149004) - AP	19-Aug-17	BETA	1.39E-02	1.70E-03	8.67E-03	pCi/m3
8S1 Target Range(431732009) - AP	26-Aug-17	BETA	6.24E-03	1.70E-03	9.53E-03	pCi/m3
8S1 Target Range(432171004) - AP	2-Sep-17	BETA	2.47E-02	1.63E-03	9.16E-03	pCi/m3
8S1 Target Range(432554009) - AP	9-Sep-17	BETA	2.10E-02	1.64E-03	8.68E-03	pCi/m3
8S1 Target Range(433050005) - AP	16-Sep-17	BETA	2.18E-02	1.54E-03	9.00E-03	pCi/m3
8S1 Target Range(433619009) - AP	23-Sep-17	BETA	1.52E-02	1.70E-03	1.24E-02	pCi/m3
8S1 Target Range(434138009) - AP	30-Sep-17	BETA	2.00E-02	1.64E-03	1.08E-02	pCi/m3
8S1 Target Range(434739009) - AP	7-Oct-17	BETA	2.70E-02	1.70E-03	1.05E-02	pCi/m3
8S1 Target Range(435277004) - AP	14-Oct-17	BETA	4.55E-02	1.68E-03	9.14E-03	pCi/m3
8S1 Target Range(436040009) - AP	21-Oct-17	BETA	1.99E-02	1.75E-03	9.62E-03	pCi/m3
8S1 Target Range(436579009) - AP	28-Oct-17	BETA	2.93E-02	1.73E-03	9.90E-03	pCi/m3
8S1 Target Range(437170009) - AP	4-Nov-17	BETA	3.27E-02	1.66E-03	9.01E-03	pCi/m3
8S1 Target Range(437862004) - AP	11-Nov-17	BETA	9.80E-03	1.69E-03	1.03E-02	pCi/m3
8S1 Target Range(438766005) - AP	18-Nov-17	BETA	2.55E-02	2.00E-03	9.98E-03	pCi/m3
8S1 Target Range(438751004) - AP	25-Nov-17	BETA	3.16E-02	1.50E-03	7.83E-03	pCi/m3
8S1 Target Range(439173009) - AP	2-Dec-17	BETA	2.37E-02	1.69E-03	1.21E-02	pCi/m3
8S1 Target Range(439809009) - AP	9-Dec-17	BETA	4.57E-02	2.00E-03	1.05E-02	pCi/m3
8S1 Target Range(440269009) - AP	16-Dec-17	BETA	4.31E-02	1.57E-03	8.49E-03	pCi/m3
8S1 Target Range(440708009) - AP	23-Dec-17	BETA	3.57E-02	1.72E-03	9.50E-03	pCi/m3
8S1 Target Range(440902006) - AP	30-Dec-17	BETA	7.88E-02	1.72E-03	1.12E-02	pCi/m3
8S1 Target Range(420629004) - AP	11-Feb-17	Cesium-134	1.39E-04	5.48E-04	3.11E-04	pCi/m3
8S1 Target Range(429517004) - AP	13-May-17	Cesium-134	-2.00E-04	5.14E-04	3.90E-04	pCi/m3
8S1 Target Range(435247004) - AP	12-Aug-17	Cesium-134	-2.61E-04	3.79E-04	3.64E-04	pCi/m3
8S1 Target Range(441602004) - AP	11-Nov-17	Cesium-134	4.00E-04	5.90E-04	3.85E-04	pCi/m3
8S1 Target Range(420629004) - AP	11-Feb-17	Cesium-137	1.09E-04	4.82E-04	2.72E-04	pCi/m3
8S1 Target Range(429517004) - AP	13-May-17	Cesium-137	-1.45E-04	3.36E-04	2.64E-04	pCi/m3
8S1 Target Range(435247004) - AP	12-Aug-17	Cesium-137	-3.64E-04	3.23E-04	3.64E-04	pCi/m3
8S1 Target Range(441602004) - AP	11-Nov-17	Cesium-137	5.84E-05	4.86E-04	2.79E-04	pCi/m3

8S2 SW Site Boundary - Air Cartridge

Sample Name	Date Collected	Nuclide	Result	MDC	2 Sigma TPU	Units
8S2 SW Site Boundary(414169016) - AC	7-Jan-17	Iodine-131	2.15E-03	8.08E-03	4.67E-03	pCi/m3
8S2 SW Site Boundary(414605016) - AC	14-Jan-17	Iodine-131	-5.77E-04	8.72E-03	5.14E-03	pCi/m3
8S2 SW Site Boundary(415087016) - AC	21-Jan-17	Iodine-131	-2.29E-03	7.01E-03	4.54E-03	pCi/m3
8S2 SW Site Boundary(415570016) - AC	28-Jan-17	Iodine-131	-3.24E-03	7.79E-03	5.55E-03	pCi/m3
8S2 SW Site Boundary(416000016) - AC	4-Feb-17	Iodine-131	7.95E-03	7.95E-03	5.96E-03	pCi/m3
8S2 SW Site Boundary(416798016) - AC	11-Feb-17	Iodine-131	-4.73E-03	5.87E-03	5.19E-03	pCi/m3
8S2 SW Site Boundary(417215016) - AC	18-Feb-17	Iodine-131	4.84E-03	9.59E-03	5.23E-03	pCi/m3
8S2 SW Site Boundary(417655016) - AC	25-Feb-17	Iodine-131	4.60E-04	1.12E-02	6.59E-03	pCi/m3
8S2 SW Site Boundary(418228016) - AC	4-Mar-17	Iodine-131	-1.20E-03	7.64E-03	4.77E-03	pCi/m3
8S2 SW Site Boundary(418721017) - AC	11-Mar-17	Iodine-131	-1.84E-03	7.39E-03	5.23E-03	pCi/m3
8S2 SW Site Boundary(419121016) - AC	18-Mar-17	Iodine-131	6.66E-04	7.71E-03	4.42E-03	pCi/m3

2017 DCPD REMP Analysis Results Appendix A

8S2 SW Site Boundary(419581015) - AC	25-Mar-17	Iodine-131	-9.61E-04	8.31E-03	5.06E-03	pCi/m3
8S2 SW Site Boundary(419998016) - AC	1-Apr-17	Iodine-131	-1.50E-03	8.76E-03	5.37E-03	pCi/m3
8S2 SW Site Boundary(420558017) - AC	8-Apr-17	Iodine-131	-1.51E-03	5.48E-03	3.52E-03	pCi/m3
8S2 SW Site Boundary(421106016) - AC	15-Apr-17	Iodine-131	1.72E-03	1.01E-02	5.72E-03	pCi/m3
8S2 SW Site Boundary(421880013) - AC	22-Apr-17	Iodine-131	3.31E-03	8.08E-03	4.36E-03	pCi/m3
8S2 SW Site Boundary(422342016) - AC	29-Apr-17	Iodine-131	-2.21E-03	8.31E-03	5.38E-03	pCi/m3
8S2 SW Site Boundary(422974016) - AC	6-May-17	Iodine-131	1.45E-03	1.12E-02	6.56E-03	pCi/m3
8S2 SW Site Boundary(423473016) - AC	13-May-17	Iodine-131	-4.33E-04	9.09E-03	5.51E-03	pCi/m3
8S2 SW Site Boundary(424024016) - AC	20-May-17	Iodine-131	-5.44E-04	8.27E-03	4.82E-03	pCi/m3
8S2 SW Site Boundary(424467016) - AC	27-May-17	Iodine-131	1.23E-03	1.19E-02	6.81E-03	pCi/m3
8S2 SW Site Boundary(425007015) - AC	3-Jun-17	Iodine-131	3.21E-03	9.18E-03	5.05E-03	pCi/m3
8S2 SW Site Boundary(425188017) - AC	10-Jun-17	Iodine-131	-3.03E-03	6.24E-03	4.49E-03	pCi/m3
8S2 SW Site Boundary(426242016) - AC	17-Jun-17	Iodine-131	1.28E-03	1.00E-02	5.70E-03	pCi/m3
8S2 SW Site Boundary(426509006) - AC	24-Jun-17	Iodine-131	-1.53E-03	5.83E-03	4.23E-03	pCi/m3
8S2 SW Site Boundary(427260016) - AC	1-Jul-17	Iodine-131	5.81E-04	9.35E-03	5.31E-03	pCi/m3
8S2 SW Site Boundary(427172014) - AC	8-Jul-17	Iodine-131	7.06E-03	6.22E-03	1.17E-02	pCi/m3
8S2 SW Site Boundary(428165006) - AC	15-Jul-17	Iodine-131	-5.69E-05	6.77E-03	3.98E-03	pCi/m3
8S2 SW Site Boundary(428771006) - AC	22-Jul-17	Iodine-131	-1.62E-03	6.88E-03	4.43E-03	pCi/m3
8S2 SW Site Boundary(429647007) - AC	29-Jul-17	Iodine-131	8.93E-04	9.64E-03	5.79E-03	pCi/m3
8S2 SW Site Boundary(430026015) - AC	5-Aug-17	Iodine-131	-1.64E-03	7.00E-03	4.52E-03	pCi/m3
8S2 SW Site Boundary(430661006) - AC	12-Aug-17	Iodine-131	-1.83E-03	6.30E-03	4.20E-03	pCi/m3
8S2 SW Site Boundary(431149011) - AC	19-Aug-17	Iodine-131	-1.64E-03	8.10E-03	5.15E-03	pCi/m3
8S2 SW Site Boundary(431732006) - AC	26-Aug-17	Iodine-131	2.48E-04	7.39E-03	4.27E-03	pCi/m3
8S2 SW Site Boundary(432171011) - AC	2-Sep-17	Iodine-131	-3.29E-03	6.90E-03	5.10E-03	pCi/m3
8S2 SW Site Boundary(432554006) - AC	9-Sep-17	Iodine-131	-3.10E-03	5.55E-03	4.13E-03	pCi/m3
8S2 SW Site Boundary(433050012) - AC	16-Sep-17	Iodine-131	4.77E-03	1.44E-02	7.86E-03	pCi/m3
8S2 SW Site Boundary(433619006) - AC	23-Sep-17	Iodine-131	-1.40E-03	7.27E-03	4.59E-03	pCi/m3
8S2 SW Site Boundary(434138006) - AC	30-Sep-17	Iodine-131	3.13E-03	1.33E-02	7.41E-03	pCi/m3
8S2 SW Site Boundary(434739006) - AC	7-Oct-17	Iodine-131	-7.08E-04	7.47E-03	4.46E-03	pCi/m3
8S2 SW Site Boundary(435277012) - AC	14-Oct-17	Iodine-131	1.93E-03	1.30E-02	7.20E-03	pCi/m3
8S2 SW Site Boundary(436040006) - AC	21-Oct-17	Iodine-131	1.21E-04	6.20E-03	3.66E-03	pCi/m3
8S2 SW Site Boundary(436579006) - AC	28-Oct-17	Iodine-131	-1.48E-03	1.20E-02	7.26E-03	pCi/m3
8S2 SW Site Boundary(437170006) - AC	4-Nov-17	Iodine-131	1.23E-04	8.08E-03	4.63E-03	pCi/m3
8S2 SW Site Boundary(437862011) - AC	11-Nov-17	Iodine-131	1.39E-03	9.40E-03	5.33E-03	pCi/m3
8S2 SW Site Boundary(438766016) - AC	18-Nov-17	Iodine-131	2.88E-04	1.61E-02	9.33E-03	pCi/m3
8S2 SW Site Boundary(438751011) - AC	25-Nov-17	Iodine-131	7.40E-03	7.40E-03	1.07E-02	pCi/m3
8S2 SW Site Boundary(439173006) - AC	2-Dec-17	Iodine-131	4.05E-03	9.70E-03	5.34E-03	pCi/m3
8S2 SW Site Boundary(439809006) - AC	9-Dec-17	Iodine-131	4.18E-03	1.03E-02	5.62E-03	pCi/m3
8S2 SW Site Boundary(440269006) - AC	16-Dec-17	Iodine-131	9.88E-04	1.89E-02	1.12E-02	pCi/m3
8S2 SW Site Boundary(440708006) - AC	23-Dec-17	Iodine-131	-1.33E-03	9.81E-03	5.96E-03	pCi/m3
8S2 SW Site Boundary(440902003) - AC	30-Dec-17	Iodine-131	3.87E-03	1.31E-02	7.39E-03	pCi/m3

2017 DCPD REMP Analysis Results Appendix A

8S2 SW Site Boundary - Air Particulate

Sample Name	Date Collected	Nuclide	Result	MDC	2 Sigma TPU	Units
8S2 SW Site Boundary(414169006) - AP	7-Jan-17	BETA	7.58E-03	1.56E-03	8.90E-03	pCi/m3
8S2 SW Site Boundary(414605006) - AP	14-Jan-17	BETA	2.31E-02	1.65E-03	8.67E-03	pCi/m3
8S2 SW Site Boundary(415087006) - AP	21-Jan-17	BETA	9.21E-03	1.67E-03	8.83E-03	pCi/m3
8S2 SW Site Boundary(415570006) - AP	28-Jan-17	BETA	2.54E-02	1.66E-03	8.23E-03	pCi/m3
8S2 SW Site Boundary(416000006) - AP	4-Feb-17	BETA	1.07E-02	1.65E-03	9.67E-03	pCi/m3
8S2 SW Site Boundary(416798006) - AP	11-Feb-17	BETA	1.83E-02	1.81E-03	8.33E-03	pCi/m3
8S2 SW Site Boundary(417215006) - AP	18-Feb-17	BETA	7.83E-03	1.62E-03	1.02E-02	pCi/m3
8S2 SW Site Boundary(417655006) - AP	25-Feb-17	BETA	1.21E-02	1.61E-03	9.05E-03	pCi/m3
8S2 SW Site Boundary(418228006) - AP	4-Mar-17	BETA	1.21E-02	1.71E-03	1.05E-02	pCi/m3
8S2 SW Site Boundary(418721007) - AP	11-Mar-17	BETA	1.36E-02	1.75E-03	9.73E-03	pCi/m3
8S2 SW Site Boundary(419121006) - AP	18-Mar-17	BETA	1.90E-02	1.74E-03	9.18E-03	pCi/m3
8S2 SW Site Boundary(419581005) - AP	25-Mar-17	BETA	1.16E-02	1.64E-03	7.85E-03	pCi/m3
8S2 SW Site Boundary(419998006) - AP	1-Apr-17	BETA	8.39E-03	1.61E-03	1.07E-02	pCi/m3
8S2 SW Site Boundary(420558006) - AP	8-Apr-17	BETA	1.81E-02	1.57E-03	1.09E-02	pCi/m3
8S2 SW Site Boundary(421106006) - AP	15-Apr-17	BETA	1.05E-02	1.68E-03	1.05E-02	pCi/m3
8S2 SW Site Boundary(421880003) - AP	22-Apr-17	BETA	1.08E-02	1.75E-03	9.80E-03	pCi/m3
8S2 SW Site Boundary(422342006) - AP	29-Apr-17	BETA	1.11E-02	1.74E-03	1.00E-02	pCi/m3
8S2 SW Site Boundary(422974006) - AP	6-May-17	BETA	9.33E-03	1.63E-03	8.93E-03	pCi/m3
8S2 SW Site Boundary(423473006) - AP	13-May-17	BETA	6.36E-03	1.63E-03	8.13E-03	pCi/m3
8S2 SW Site Boundary(424024006) - AP	20-May-17	BETA	5.18E-03	1.74E-03	1.03E-02	pCi/m3
8S2 SW Site Boundary(424467006) - AP	27-May-17	BETA	1.07E-02	1.54E-03	8.31E-03	pCi/m3
8S2 SW Site Boundary(425007006) - AP	3-Jun-17	BETA	8.00E-03	1.75E-03	9.71E-03	pCi/m3
8S2 SW Site Boundary(425188007) - AP	10-Jun-17	BETA	1.08E-02	1.66E-03	8.93E-03	pCi/m3
8S2 SW Site Boundary(426242006) - AP	17-Jun-17	BETA	4.39E-03	1.74E-03	1.15E-02	pCi/m3
8S2 SW Site Boundary(426509007) - AP	24-Jun-17	BETA	8.39E-03	1.68E-03	2.20E-03	pCi/m3
8S2 SW Site Boundary(427260006) - AP	1-Jul-17	BETA	1.46E-02	1.62E-03	7.34E-03	pCi/m3
8S2 SW Site Boundary(427172015) - AP	8-Jul-17	BETA	8.61E-03	1.56E-03	8.87E-03	pCi/m3
8S2 SW Site Boundary(428165007) - AP	15-Jul-17	BETA	5.86E-03	1.63E-03	8.83E-03	pCi/m3
8S2 SW Site Boundary(428771007) - AP	22-Jul-17	BETA	3.09E-03	1.68E-03	9.76E-03	pCi/m3
8S2 SW Site Boundary(429647006) - AP	29-Jul-17	BETA	5.53E-03	1.64E-03	9.64E-03	pCi/m3
8S2 SW Site Boundary(430026016) - AP	5-Aug-17	BETA	1.04E-02	1.61E-03	9.21E-03	pCi/m3
8S2 SW Site Boundary(430661007) - AP	12-Aug-17	BETA	8.60E-03	1.72E-03	9.11E-03	pCi/m3
8S2 SW Site Boundary(431149012) - AP	19-Aug-17	BETA	1.61E-02	1.58E-03	8.14E-03	pCi/m3
8S2 SW Site Boundary(431732007) - AP	26-Aug-17	BETA	9.42E-03	1.69E-03	9.57E-03	pCi/m3
8S2 SW Site Boundary(432171012) - AP	2-Sep-17	BETA	2.46E-02	1.60E-03	9.00E-03	pCi/m3
8S2 SW Site Boundary(432554007) - AP	9-Sep-17	BETA	2.08E-02	1.66E-03	8.77E-03	pCi/m3
8S2 SW Site Boundary(433050013) - AP	16-Sep-17	BETA	1.73E-02	1.52E-03	8.79E-03	pCi/m3
8S2 SW Site Boundary(433619007) - AP	23-Sep-17	BETA	1.67E-02	1.53E-03	1.12E-02	pCi/m3
8S2 SW Site Boundary(434138007) - AP	30-Sep-17	BETA	2.32E-02	1.62E-03	1.08E-02	pCi/m3
8S2 SW Site Boundary(434739007) - AP	7-Oct-17	BETA	3.26E-02	1.73E-03	1.08E-02	pCi/m3
8S2 SW Site Boundary(435277013) - AP	14-Oct-17	BETA	4.47E-02	1.68E-03	9.13E-03	pCi/m3
8S2 SW Site Boundary(436040007) - AP	21-Oct-17	BETA	2.52E-02	1.79E-03	9.94E-03	pCi/m3
8S2 SW Site Boundary(436579007) - AP	28-Oct-17	BETA	3.03E-02	1.77E-03	1.01E-02	pCi/m3

2017 DCPD REMP Analysis Results Appendix A

8S2 SW Site Boundary(437170007) - AP	4-Nov-17	BETA	3.53E-02	1.65E-03	9.03E-03	pCi/m3
8S2 SW Site Boundary(437862012) - AP	11-Nov-17	BETA	9.01E-03	1.74E-03	1.06E-02	pCi/m3
8S2 SW Site Boundary(438766006) - AP	18-Nov-17	BETA	1.90E-02	1.99E-03	9.80E-03	pCi/m3
8S2 SW Site Boundary(438751012) - AP	25-Nov-17	BETA	4.06E-02	1.54E-03	8.27E-03	pCi/m3
8S2 SW Site Boundary(439173007) - AP	2-Dec-17	BETA	2.83E-02	1.73E-03	1.25E-02	pCi/m3
8S2 SW Site Boundary(439809007) - AP	9-Dec-17	BETA	4.94E-02	2.00E-03	1.06E-02	pCi/m3
8S2 SW Site Boundary(440269007) - AP	16-Dec-17	BETA	4.75E-02	1.58E-03	8.67E-03	pCi/m3
8S2 SW Site Boundary(440708007) - AP	23-Dec-17	BETA	4.17E-02	1.89E-03	9.77E-03	pCi/m3
8S2 SW Site Boundary(440902004) - AP	30-Dec-17	BETA	8.19E-02	1.74E-03	1.14E-02	pCi/m3
8S2 SW Site Boundary(420629005) - AP	11-Feb-17	Cesium-134	1.45E-04	5.42E-04	2.94E-04	pCi/m3
8S2 SW Site Boundary(429517003) - AP	13-May-17	Cesium-134	3.13E-04	1.17E-03	6.52E-04	pCi/m3
8S2 SW Site Boundary(435247003) - AP	12-Aug-17	Cesium-134	3.65E-04	9.80E-04	5.13E-04	pCi/m3
8S2 SW Site Boundary(441602003) - AP	11-Nov-17	Cesium-134	1.31E-04	5.84E-04	3.25E-04	pCi/m3
8S2 SW Site Boundary(420629005) - AP	11-Feb-17	Cesium-137	-1.96E-04	3.87E-04	3.04E-04	pCi/m3
8S2 SW Site Boundary(429517003) - AP	13-May-17	Cesium-137	4.10E-04	1.01E-03	5.52E-04	pCi/m3
8S2 SW Site Boundary(435247003) - AP	12-Aug-17	Cesium-137	6.03E-04	7.47E-04	6.14E-04	pCi/m3
8S2 SW Site Boundary(441602003) - AP	11-Nov-17	Cesium-137	1.21E-04	4.22E-04	2.27E-04	pCi/m3

8S3 DCSF96-1 - Groundwater

Sample Name	Date Collected	Nuclide	Result	MDC	2 Sigma TPU	Units
8S3 DCSF96-1(415724002) - GW	31-Jan-17	BETA	1.10E+00	1.34E+00	8.80E-01	pCi/L
8S3 DCSF96-1(422771002) - GW	4-May-17	BETA	5.00E+00	1.12E+00	1.18E+00	pCi/L
8S3 DCSF96-1(430660003) - GW	15-Aug-17	BETA	6.39E-02	1.54E+00	9.21E-01	pCi/L
8S3 DCSF96-1(436002001) - GW	24-Oct-17	BETA	3.19E+00	1.43E+00	1.08E+00	pCi/L
8S3 DCSF96-1(415724002) - GW	31-Jan-17	Barium-140	3.25E+00	9.88E+00	5.88E+00	pCi/L
8S3 DCSF96-1(422771002) - GW	4-May-17	Barium-140	-1.33E-01	7.76E+00	4.68E+00	pCi/L
8S3 DCSF96-1(430660003) - GW	15-Aug-17	Barium-140	-5.11E+00	8.31E+00	5.80E+00	pCi/L
8S3 DCSF96-1(436002001) - GW	24-Oct-17	Barium-140	-1.58E+00	1.13E+01	6.83E+00	pCi/L
8S3 DCSF96-1(415724002) - GW	31-Jan-17	Cesium-134	3.70E-01	1.98E+00	1.13E+00	pCi/L
8S3 DCSF96-1(422771002) - GW	4-May-17	Cesium-134	1.53E+00	1.72E+00	1.21E+00	pCi/L
8S3 DCSF96-1(430660003) - GW	15-Aug-17	Cesium-134	-6.27E-01	1.75E+00	1.17E+00	pCi/L
8S3 DCSF96-1(436002001) - GW	24-Oct-17	Cesium-134	1.29E+00	2.63E+00	1.58E+00	pCi/L
8S3 DCSF96-1(415724002) - GW	31-Jan-17	Cesium-137	5.64E-01	1.72E+00	1.04E+00	pCi/L
8S3 DCSF96-1(422771002) - GW	4-May-17	Cesium-137	3.74E-01	1.54E+00	9.33E-01	pCi/L
8S3 DCSF96-1(430660003) - GW	15-Aug-17	Cesium-137	-2.48E-01	1.60E+00	9.91E-01	pCi/L
8S3 DCSF96-1(436002001) - GW	24-Oct-17	Cesium-137	1.07E+00	2.37E+00	1.41E+00	pCi/L
8S3 DCSF96-1(415724002) - GW	31-Jan-17	Cobalt-58	7.68E-01	1.70E+00	9.89E-01	pCi/L
8S3 DCSF96-1(422771002) - GW	4-May-17	Cobalt-58	3.06E-01	1.43E+00	8.17E-01	pCi/L
8S3 DCSF96-1(430660003) - GW	15-Aug-17	Cobalt-58	1.50E+00	1.50E+00	3.63E+00	pCi/L
8S3 DCSF96-1(436002001) - GW	24-Oct-17	Cobalt-58	-8.00E-02	2.33E+00	1.42E+00	pCi/L
8S3 DCSF96-1(415724002) - GW	31-Jan-17	Cobalt-60	1.18E-01	1.59E+00	9.55E-01	pCi/L
8S3 DCSF96-1(422771002) - GW	4-May-17	Cobalt-60	3.68E-01	1.53E+00	9.03E-01	pCi/L
8S3 DCSF96-1(430660003) - GW	15-Aug-17	Cobalt-60	-6.56E-01	1.73E+00	1.88E+00	pCi/L
8S3 DCSF96-1(436002001) - GW	24-Oct-17	Cobalt-60	-1.63E-01	2.16E+00	1.30E+00	pCi/L
8S3 DCSF96-1(415724002) - GW	31-Jan-17	Iodine-131	2.02E+00	3.81E+00	2.30E+00	pCi/L

2017 DCPP REMP Analysis Results Appendix A

8S3 DCSF96-1(422771002) - GW	4-May-17	Iodine-131	-1.09E+00	2.73E+00	1.72E+00	pCi/L
8S3 DCSF96-1(430660003) - GW	15-Aug-17	Iodine-131	-1.06E+00	3.11E+00	1.92E+00	pCi/L
8S3 DCSF96-1(436002001) - GW	24-Oct-17	Iodine-131	-4.75E-01	4.43E+00	2.57E+00	pCi/L
8S3 DCSF96-1(415724002) - GW	31-Jan-17	Iron-55	9.49E+00	7.61E+01	5.43E+01	pCi/L
8S3 DCSF96-1(422771002) - GW	4-May-17	Iron-55	3.76E+01	7.28E+01	5.51E+01	pCi/L
8S3 DCSF96-1(430660003) - GW	15-Aug-17	Iron-55	-2.57E+01	5.28E+01	3.46E+01	pCi/L
8S3 DCSF96-1(436002001) - GW	24-Oct-17	Iron-55	-8.28E+00	6.91E+01	5.02E+01	pCi/L
8S3 DCSF96-1(415724002) - GW	31-Jan-17	Iron-59	-1.07E+00	3.68E+00	3.60E+00	pCi/L
8S3 DCSF96-1(422771002) - GW	4-May-17	Iron-59	1.41E-01	2.78E+00	1.63E+00	pCi/L
8S3 DCSF96-1(430660003) - GW	15-Aug-17	Iron-59	-3.10E-01	3.53E+00	2.40E+00	pCi/L
8S3 DCSF96-1(436002001) - GW	24-Oct-17	Iron-59	3.55E+00	5.05E+00	3.86E+00	pCi/L
8S3 DCSF96-1(415724002) - GW	31-Jan-17	Lanthanum-140	-3.98E-01	3.36E+00	2.33E+00	pCi/L
8S3 DCSF96-1(422771002) - GW	4-May-17	Lanthanum-140	-1.01E+00	2.46E+00	1.67E+00	pCi/L
8S3 DCSF96-1(430660003) - GW	15-Aug-17	Lanthanum-140	-1.52E+00	3.00E+00	2.13E+00	pCi/L
8S3 DCSF96-1(436002001) - GW	24-Oct-17	Lanthanum-140	2.32E+00	4.86E+00	2.77E+00	pCi/L
8S3 DCSF96-1(415724002) - GW	31-Jan-17	Manganese-54	2.18E-01	1.60E+00	9.17E-01	pCi/L
8S3 DCSF96-1(422771002) - GW	4-May-17	Manganese-54	-3.23E-01	1.27E+00	7.73E-01	pCi/L
8S3 DCSF96-1(430660003) - GW	15-Aug-17	Manganese-54	-7.99E-01	1.39E+00	1.01E+00	pCi/L
8S3 DCSF96-1(436002001) - GW	24-Oct-17	Manganese-54	-1.20E+00	1.74E+00	1.33E+00	pCi/L
8S3 DCSF96-1(415724002) - GW	31-Jan-17	Nickel-63	1.06E-01	3.34E+01	1.99E+01	pCi/L
8S3 DCSF96-1(422771002) - GW	4-May-17	Nickel-63	2.41E+01	3.44E+01	2.20E+01	pCi/L
8S3 DCSF96-1(430660003) - GW	15-Aug-17	Nickel-63	-8.74E+00	2.15E+01	1.26E+01	pCi/L
8S3 DCSF96-1(436002001) - GW	24-Oct-17	Nickel-63	-3.38E-01	2.66E+01	1.59E+01	pCi/L
8S3 DCSF96-1(415724002) - GW	31-Jan-17	Niobium-95	-2.52E-01	1.87E+00	1.18E+00	pCi/L
8S3 DCSF96-1(422771002) - GW	4-May-17	Niobium-95	-3.97E-01	1.44E+00	9.35E-01	pCi/L
8S3 DCSF96-1(430660003) - GW	15-Aug-17	Niobium-95	-3.62E-01	1.60E+00	1.02E+00	pCi/L
8S3 DCSF96-1(436002001) - GW	24-Oct-17	Niobium-95	6.67E-02	2.08E+00	1.25E+00	pCi/L
8S3 DCSF96-1(415724002) - GW	31-Jan-17	Total Strontium	-2.83E-01	5.53E-01	2.90E-01	pCi/L
8S3 DCSF96-1(422771002) - GW	4-May-17	Total Strontium	-2.88E-01	9.47E-01	5.27E-01	pCi/L
8S3 DCSF96-1(430660003) - GW	15-Aug-17	Total Strontium	-4.82E-01	1.48E+00	8.30E-01	pCi/L
8S3 DCSF96-1(436002001) - GW	24-Oct-17	Total Strontium	1.09E-01	1.14E+00	6.87E-01	pCi/L
8S3 DCSF96-1(415724002) - GW	31-Jan-17	Tritium	3.02E+01	3.58E+02	2.15E+02	pCi/L
8S3 DCSF96-1(422771002) - GW	4-May-17	Tritium	7.26E+01	2.55E+02	1.56E+02	pCi/L
8S3 DCSF96-1(430660003) - GW	15-Aug-17	Tritium	3.07E+01	2.68E+02	1.61E+02	pCi/L
8S3 DCSF96-1(436002001) - GW	24-Oct-17	Tritium	1.20E+02	2.80E+02	1.74E+02	pCi/L
8S3 DCSF96-1(415724002) - GW	31-Jan-17	Zinc-65	-1.50E+00	3.19E+00	2.46E+00	pCi/L
8S3 DCSF96-1(422771002) - GW	4-May-17	Zinc-65	-3.66E-01	2.78E+00	1.68E+00	pCi/L
8S3 DCSF96-1(430660003) - GW	15-Aug-17	Zinc-65	5.65E-01	3.32E+00	1.91E+00	pCi/L
8S3 DCSF96-1(436002001) - GW	24-Oct-17	Zinc-65	8.04E-01	4.94E+00	2.81E+00	pCi/L
8S3 DCSF96-1(415724002) - GW	31-Jan-17	Zirconium-95	-1.95E+00	3.06E+00	2.23E+00	pCi/L
8S3 DCSF96-1(422771002) - GW	4-May-17	Zirconium-95	2.42E-01	2.70E+00	1.86E+00	pCi/L
8S3 DCSF96-1(430660003) - GW	15-Aug-17	Zirconium-95	9.56E-01	2.99E+00	1.80E+00	pCi/L
8S3 DCSF96-1(436002001) - GW	24-Oct-17	Zirconium-95	-1.29E+00	3.65E+00	2.42E+00	pCi/L

2017 DCPD REMP Analysis Results Appendix A

AVA Avila Beach - Beach Sand

Sample Name	Date Collected	Nuclide	Result	MDC	2 Sigma TPU	Units
AVA Avila Beach(419021002) - SD	16-Mar-17	Barium-140	1.44E+01	2.15E+02	1.21E+02	pCi/kg
AVA Avila Beach(431150006) - SD	24-Aug-17	Barium-140	-7.28E+01	2.78E+02	1.79E+02	pCi/kg
AVA Avila Beach(419021002) - SD	16-Mar-17	Cesium-134	-1.11E+01	4.42E+01	2.91E+01	pCi/kg
AVA Avila Beach(431150006) - SD	24-Aug-17	Cesium-134	3.86E+01	6.50E+01	3.58E+01	pCi/kg
AVA Avila Beach(419021002) - SD	16-Mar-17	Cesium-137	1.59E+01	5.08E+01	2.80E+01	pCi/kg
AVA Avila Beach(431150006) - SD	24-Aug-17	Cesium-137	2.25E+01	5.02E+01	2.69E+01	pCi/kg
AVA Avila Beach(419021002) - SD	16-Mar-17	Cobalt-58	4.06E-01	4.57E+01	2.54E+01	pCi/kg
AVA Avila Beach(431150006) - SD	24-Aug-17	Cobalt-58	-1.03E+01	4.10E+01	2.77E+01	pCi/kg
AVA Avila Beach(419021002) - SD	16-Mar-17	Cobalt-60	1.00E+01	5.13E+01	2.83E+01	pCi/kg
AVA Avila Beach(431150006) - SD	24-Aug-17	Cobalt-60	1.23E+00	5.64E+01	3.26E+01	pCi/kg
AVA Avila Beach(419021002) - SD	16-Mar-17	Iron-55	-8.53E+03	1.96E+04	1.40E+04	pCi/kg
AVA Avila Beach(431150006) - SD	24-Aug-17	Iron-55	-6.72E+02	8.53E+03	5.64E+03	pCi/kg
AVA Avila Beach(419021002) - SD	16-Mar-17	Iron-59	-6.59E+01	8.65E+01	7.98E+01	pCi/kg
AVA Avila Beach(431150006) - SD	24-Aug-17	Iron-59	-5.95E+01	1.02E+02	7.70E+01	pCi/kg
AVA Avila Beach(419021002) - SD	16-Mar-17	Lanthanum-140	-3.48E+01	4.07E+01	4.18E+01	pCi/kg
AVA Avila Beach(431150006) - SD	24-Aug-17	Lanthanum-140	-2.27E+01	1.03E+02	7.00E+01	pCi/kg
AVA Avila Beach(419021002) - SD	16-Mar-17	Manganese-54	6.97E-01	4.31E+01	2.40E+01	pCi/kg
AVA Avila Beach(431150006) - SD	24-Aug-17	Manganese-54	7.17E-01	5.06E+01	3.02E+01	pCi/kg
AVA Avila Beach(419021002) - SD	16-Mar-17	Nickel-63	-2.34E+03	3.51E+03	2.05E+03	pCi/kg
AVA Avila Beach(431150006) - SD	24-Aug-17	Nickel-63	3.26E+02	1.75E+03	1.06E+03	pCi/kg
AVA Avila Beach(419021002) - SD	16-Mar-17	Niobium-95	3.41E+00	4.42E+01	2.88E+01	pCi/kg
AVA Avila Beach(431150006) - SD	24-Aug-17	Niobium-95	-4.74E+00	4.35E+01	3.07E+01	pCi/kg
AVA Avila Beach(419021002) - SD	16-Mar-17	Total Strontium	-1.56E+02	7.15E+02	3.98E+02	pCi/kg
AVA Avila Beach(431150006) - SD	24-Aug-17	Total Strontium	-7.26E+01	5.67E+02	3.27E+02	pCi/kg
AVA Avila Beach(419021002) - SD	16-Mar-17	Zinc-65	-7.98E+01	8.78E+01	7.50E+01	pCi/kg
AVA Avila Beach(431150006) - SD	24-Aug-17	Zinc-65	-7.13E+01	8.04E+01	7.19E+01	pCi/kg
AVA Avila Beach(419021002) - SD	16-Mar-17	Zirconium-95	-1.35E+01	6.12E+01	4.58E+01	pCi/kg
AVA Avila Beach(431150006) - SD	24-Aug-17	Zirconium-95	7.38E+01	1.02E+02	6.91E+01	pCi/kg

BCM Blanchard Cow Meat

Sample Name	Date Collected	Nuclide	Result	MDC	2 Sigma TPU	Units
BCM Blanchard Cow Meat(417771003) - MT	2-Mar-17	Cesium-134	-9.26E-01	3.93E+00	2.68E+00	pCi/kg
BCM Blanchard Cow Meat(425152003) - MT	8-Jun-17	Cesium-134	1.96E+00	4.48E+00	2.72E+00	pCi/kg
BCM Blanchard Cow Meat(432266003) - MT	7-Sep-17	Cesium-134	-2.35E-01	5.00E+00	2.95E+00	pCi/kg
BCM Blanchard Cow Meat(436580003) - MT	2-Nov-17	Cesium-134	3.20E+00	4.96E+00	4.35E+00	pCi/kg
BCM Blanchard Cow Meat(417771003) - MT	2-Mar-17	Cesium-137	-2.42E-01	3.52E+00	2.17E+00	pCi/kg
BCM Blanchard Cow Meat(425152003) - MT	8-Jun-17	Cesium-137	4.66E-01	3.87E+00	2.32E+00	pCi/kg
BCM Blanchard Cow Meat(432266003) - MT	7-Sep-17	Cesium-137	1.75E+00	4.78E+00	2.75E+00	pCi/kg
BCM Blanchard Cow Meat(436580003) - MT	2-Nov-17	Cesium-137	1.05E+00	4.02E+00	2.30E+00	pCi/kg
BCM Blanchard Cow Meat(417771003) - MT	2-Mar-17	Cobalt-58	7.93E-01	3.27E+00	2.79E+00	pCi/kg
BCM Blanchard Cow Meat(425152003) - MT	8-Jun-17	Cobalt-58	-8.07E-02	3.53E+00	2.45E+00	pCi/kg
BCM Blanchard Cow Meat(432266003) - MT	7-Sep-17	Cobalt-58	-2.20E-01	4.50E+00	2.65E+00	pCi/kg
BCM Blanchard Cow Meat(436580003) - MT	2-Nov-17	Cobalt-58	3.42E-01	3.85E+00	2.23E+00	pCi/kg

2017 DCPD REMP Analysis Results Appendix A

BCM Blanchard Cow Meat(417771003) - MT	2-Mar-17	Cobalt-60	8.83E-01	3.99E+00	2.34E+00	pCi/kg
BCM Blanchard Cow Meat(425152003) - MT	8-Jun-17	Cobalt-60	2.17E+00	4.75E+00	2.75E+00	pCi/kg
BCM Blanchard Cow Meat(432266003) - MT	7-Sep-17	Cobalt-60	-2.87E+00	5.00E+00	3.63E+00	pCi/kg
BCM Blanchard Cow Meat(436580003) - MT	2-Nov-17	Cobalt-60	-4.84E-01	5.05E+00	3.14E+00	pCi/kg
BCM Blanchard Cow Meat(417771003) - MT	2-Mar-17	Iodine-131	8.10E-02	4.78E+00	2.79E+00	pCi/kg
BCM Blanchard Cow Meat(425152003) - MT	8-Jun-17	Iodine-131	2.42E+00	5.28E+00	5.37E+00	pCi/kg
BCM Blanchard Cow Meat(432266003) - MT	7-Sep-17	Iodine-131	1.50E+00	6.61E+00	3.89E+00	pCi/kg
BCM Blanchard Cow Meat(436580003) - MT	2-Nov-17	Iodine-131	2.47E+00	6.96E+00	4.57E+00	pCi/kg
BCM Blanchard Cow Meat(417771003) - MT	2-Mar-17	Total Strontium	3.21E+01	1.19E+02	7.41E+01	pCi/kg
BCM Blanchard Cow Meat(425152003) - MT	8-Jun-17	Total Strontium	3.30E+01	6.32E+01	4.13E+01	pCi/kg
BCM Blanchard Cow Meat(432266003) - MT	7-Sep-17	Total Strontium	-2.64E+00	4.72E+01	2.77E+01	pCi/kg
BCM Blanchard Cow Meat(436580003) - MT	2-Nov-17	Total Strontium	-1.45E+01	3.93E+01	2.15E+01	pCi/kg

CBA Cambria Moonstone Beach Sand

Sample Name	Date Collected	Nuclide	Result	MDC	2 Sigma TPU	Units
CBA Cambria Moonstone Beach(419021005) - SD	16-Mar-17	Barium-140	4.53E+01	2.24E+02	1.21E+02	pCi/kg
CBA Cambria Moonstone Beach(431150004) - SD	24-Aug-17	Barium-140	1.73E+01	2.18E+02	1.17E+02	pCi/kg
CBA Cambria Moonstone Beach(419021005) - SD	16-Mar-17	Cesium-134	4.46E+01	5.85E+01	3.13E+01	pCi/kg
CBA Cambria Moonstone Beach(431150004) - SD	24-Aug-17	Cesium-134	6.30E+00	5.01E+01	2.80E+01	pCi/kg
CBA Cambria Moonstone Beach(419021005) - SD	16-Mar-17	Cesium-137	-1.51E+01	3.53E+01	2.56E+01	pCi/kg
CBA Cambria Moonstone Beach(431150004) - SD	24-Aug-17	Cesium-137	9.82E+00	4.53E+01	2.43E+01	pCi/kg
CBA Cambria Moonstone Beach(419021005) - SD	16-Mar-17	Cobalt-58	1.30E+00	4.58E+01	2.44E+01	pCi/kg
CBA Cambria Moonstone Beach(431150004) - SD	24-Aug-17	Cobalt-58	-1.37E+00	3.26E+01	1.94E+01	pCi/kg
CBA Cambria Moonstone Beach(419021005) - SD	16-Mar-17	Cobalt-60	-1.92E+01	2.09E+01	2.40E+01	pCi/kg
CBA Cambria Moonstone Beach(431150004) - SD	24-Aug-17	Cobalt-60	1.54E+01	5.62E+01	3.00E+01	pCi/kg
CBA Cambria Moonstone Beach(419021005) - SD	16-Mar-17	Iron-55	-6.48E+03	1.83E+04	1.31E+04	pCi/kg
CBA Cambria Moonstone Beach(431150004) - SD	24-Aug-17	Iron-55	1.56E+03	8.89E+03	5.95E+03	pCi/kg
CBA Cambria Moonstone Beach(419021005) - SD	16-Mar-17	Iron-59	-2.23E+01	7.01E+01	4.88E+01	pCi/kg
CBA Cambria Moonstone Beach(431150004) - SD	24-Aug-17	Iron-59	-7.27E+00	1.01E+02	5.97E+01	pCi/kg
CBA Cambria Moonstone Beach(419021005) - SD	16-Mar-17	Lanthanum-140	-2.01E+01	5.20E+01	3.90E+01	pCi/kg
CBA Cambria Moonstone Beach(431150004) - SD	24-Aug-17	Lanthanum-140	-1.59E+01	1.02E+02	6.71E+01	pCi/kg
CBA Cambria Moonstone Beach(419021005) - SD	16-Mar-17	Manganese-54	2.43E+01	4.09E+01	3.74E+01	pCi/kg
CBA Cambria Moonstone Beach(431150004) - SD	24-Aug-17	Manganese-54	8.53E+00	4.78E+01	2.66E+01	pCi/kg
CBA Cambria Moonstone Beach(419021005) - SD	16-Mar-17	Nickel-63	-1.45E+03	2.77E+03	1.62E+03	pCi/kg
CBA Cambria Moonstone Beach(431150004) - SD	24-Aug-17	Nickel-63	8.24E+02	2.16E+03	1.32E+03	pCi/kg
CBA Cambria Moonstone Beach(419021005) - SD	16-Mar-17	Niobium-95	-2.89E+00	5.11E+01	2.89E+01	pCi/kg
CBA Cambria Moonstone Beach(431150004) - SD	24-Aug-17	Niobium-95	2.83E+01	4.56E+01	3.64E+01	pCi/kg
CBA Cambria Moonstone Beach(419021005) - SD	16-Mar-17	Total Strontium	-3.29E+02	1.03E+03	5.71E+02	pCi/kg
CBA Cambria Moonstone Beach(431150004) - SD	24-Aug-17	Total Strontium	4.41E+02	7.44E+02	4.98E+02	pCi/kg
CBA Cambria Moonstone Beach(419021005) - SD	16-Mar-17	Zinc-65	-7.77E-01	1.09E+02	6.32E+01	pCi/kg
CBA Cambria Moonstone Beach(431150004) - SD	24-Aug-17	Zinc-65	1.24E+01	7.28E+01	4.27E+01	pCi/kg
CBA Cambria Moonstone Beach(419021005) - SD	16-Mar-17	Zirconium-95	-3.33E+01	6.72E+01	4.71E+01	pCi/kg
CBA Cambria Moonstone Beach(431150004) - SD	24-Aug-17	Zirconium-95	1.52E+01	9.24E+01	5.09E+01	pCi/kg

2017 DCPP REMP Analysis Results Appendix A

CCM Control Cow Meat

Sample Name	Date Collected	Nuclide	Result	MDC	2 Sigma TPU	Units
CCM Control Cow Meat(417211003) - MT	21-Feb-17	Cesium-134	1.03E-01	4.14E+00	2.50E+00	pCi/kg
CCM Control Cow Meat(425062002) - MT	6-Jun-17	Cesium-134	-5.40E-01	3.76E+00	2.22E+00	pCi/kg
CCM Control Cow Meat(431136002) - MT	21-Aug-17	Cesium-134	2.68E+00	3.64E+00	4.77E+00	pCi/kg
CCM Control Cow Meat(437112005) - MT	6-Nov-17	Cesium-134	2.42E-01	4.89E+00	2.84E+00	pCi/kg
CCM Control Cow Meat(417211003) - MT	21-Feb-17	Cesium-137	1.72E-01	4.16E+00	2.49E+00	pCi/kg
CCM Control Cow Meat(425062002) - MT	6-Jun-17	Cesium-137	-1.86E+00	3.72E+00	4.16E+00	pCi/kg
CCM Control Cow Meat(431136002) - MT	21-Aug-17	Cesium-137	2.26E+00	3.45E+00	2.20E+00	pCi/kg
CCM Control Cow Meat(437112005) - MT	6-Nov-17	Cesium-137	1.44E+00	4.60E+00	2.65E+00	pCi/kg
CCM Control Cow Meat(417211003) - MT	21-Feb-17	Cobalt-58	-8.14E-01	3.78E+00	2.53E+00	pCi/kg
CCM Control Cow Meat(425062002) - MT	6-Jun-17	Cobalt-58	8.96E-01	3.66E+00	2.10E+00	pCi/kg
CCM Control Cow Meat(431136002) - MT	21-Aug-17	Cobalt-58	-5.47E-02	3.24E+00	1.87E+00	pCi/kg
CCM Control Cow Meat(437112005) - MT	6-Nov-17	Cobalt-58	-4.77E-01	4.20E+00	2.50E+00	pCi/kg
CCM Control Cow Meat(417211003) - MT	21-Feb-17	Cobalt-60	4.38E-01	4.48E+00	2.56E+00	pCi/kg
CCM Control Cow Meat(425062002) - MT	6-Jun-17	Cobalt-60	1.16E+00	3.72E+00	2.19E+00	pCi/kg
CCM Control Cow Meat(431136002) - MT	21-Aug-17	Cobalt-60	-3.19E+00	3.45E+00	3.24E+00	pCi/kg
CCM Control Cow Meat(437112005) - MT	6-Nov-17	Cobalt-60	3.33E-01	4.27E+00	2.55E+00	pCi/kg
CCM Control Cow Meat(417211003) - MT	21-Feb-17	Iodine-131	-5.23E-01	6.05E+00	3.59E+00	pCi/kg
CCM Control Cow Meat(425062002) - MT	6-Jun-17	Iodine-131	2.00E+00	5.89E+00	3.47E+00	pCi/kg
CCM Control Cow Meat(431136002) - MT	21-Aug-17	Iodine-131	4.91E+00	5.43E+00	5.51E+00	pCi/kg
CCM Control Cow Meat(437112005) - MT	6-Nov-17	Iodine-131	5.42E-02	5.48E+00	3.28E+00	pCi/kg
CCM Control Cow Meat(417211003) - MT	21-Feb-17	Total Strontium	-2.09E+01	4.43E+01	2.46E+01	pCi/kg
CCM Control Cow Meat(425062002) - MT	6-Jun-17	Total Strontium	-4.44E+01	9.36E+01	5.18E+01	pCi/kg
CCM Control Cow Meat(431136002) - MT	21-Aug-17	Total Strontium	-3.21E+01	8.61E+01	4.73E+01	pCi/kg
CCM Control Cow Meat(437112005) - MT	6-Nov-17	Total Strontium	3.77E+01	3.92E+01	2.87E+01	pCi/kg

CYA Cayucos Beach Sand

Sample Name	Date Collected	Nuclide	Result	MDC	2 Sigma TPU	Units
CYA Cayucos Beach(419021004) - SD	16-Mar-17	Barium-140	3.27E+01	1.80E+02	9.73E+01	pCi/kg
CYA Cayucos Beach(431150002) - SD	24-Aug-17	Barium-140	-2.80E+01	2.25E+02	1.32E+02	pCi/kg
CYA Cayucos Beach(431150003) - SD	24-Aug-17	Barium-140	6.23E+01	4.07E+02	2.18E+02	pCi/kg
CYA Cayucos Beach(419021004) - SD	16-Mar-17	Cesium-134	-2.09E+01	4.54E+01	3.80E+01	pCi/kg
CYA Cayucos Beach(431150002) - SD	24-Aug-17	Cesium-134	1.93E+01	4.12E+01	2.35E+01	pCi/kg
CYA Cayucos Beach(431150003) - SD	24-Aug-17	Cesium-134	-9.92E+00	5.01E+01	3.31E+01	pCi/kg
CYA Cayucos Beach(419021004) - SD	16-Mar-17	Cesium-137	-6.82E+00	5.24E+01	3.21E+01	pCi/kg
CYA Cayucos Beach(431150002) - SD	24-Aug-17	Cesium-137	2.64E+01	3.46E+01	3.91E+01	pCi/kg
CYA Cayucos Beach(431150003) - SD	24-Aug-17	Cesium-137	1.31E+01	8.05E+01	4.46E+01	pCi/kg
CYA Cayucos Beach(419021004) - SD	16-Mar-17	Cobalt-58	1.42E+01	3.88E+01	2.02E+01	pCi/kg
CYA Cayucos Beach(431150002) - SD	24-Aug-17	Cobalt-58	1.12E+01	3.99E+01	2.28E+01	pCi/kg
CYA Cayucos Beach(431150003) - SD	24-Aug-17	Cobalt-58	1.86E+00	6.91E+01	4.52E+01	pCi/kg
CYA Cayucos Beach(419021004) - SD	16-Mar-17	Cobalt-60	-9.88E+00	3.39E+01	2.38E+01	pCi/kg
CYA Cayucos Beach(431150002) - SD	24-Aug-17	Cobalt-60	-3.55E+00	4.12E+01	2.48E+01	pCi/kg
CYA Cayucos Beach(431150003) - SD	24-Aug-17	Cobalt-60	-6.99E+00	4.30E+01	2.85E+01	pCi/kg
CYA Cayucos Beach(419021004) - SD	16-Mar-17	Iron-55	3.07E+03	1.83E+04	1.30E+04	pCi/kg

2017 DCPD REMP Analysis Results Appendix A

CYA Cayucos Beach(431150002) - SD	24-Aug-17	Iron-55	7.72E+02	8.29E+03	5.50E+03	pCi/kg
CYA Cayucos Beach(431150003) - SD	24-Aug-17	Iron-55	1.99E+03	9.91E+03	6.70E+03	pCi/kg
CYA Cayucos Beach(419021004) - SD	16-Mar-17	Iron-59	-2.99E+01	5.28E+01	4.27E+01	pCi/kg
CYA Cayucos Beach(431150002) - SD	24-Aug-17	Iron-59	-2.29E+01	8.65E+01	5.39E+01	pCi/kg
CYA Cayucos Beach(431150003) - SD	24-Aug-17	Iron-59	2.73E+01	1.54E+02	8.14E+01	pCi/kg
CYA Cayucos Beach(419021004) - SD	16-Mar-17	Lanthanum-140	5.77E+00	5.60E+01	3.13E+01	pCi/kg
CYA Cayucos Beach(431150002) - SD	24-Aug-17	Lanthanum-140	-3.10E+01	7.50E+01	6.33E+01	pCi/kg
CYA Cayucos Beach(431150003) - SD	24-Aug-17	Lanthanum-140	-1.22E+00	1.24E+02	7.42E+01	pCi/kg
CYA Cayucos Beach(419021004) - SD	16-Mar-17	Manganese-54	6.54E+00	4.26E+01	2.28E+01	pCi/kg
CYA Cayucos Beach(431150002) - SD	24-Aug-17	Manganese-54	1.76E+01	4.09E+01	2.36E+01	pCi/kg
CYA Cayucos Beach(431150003) - SD	24-Aug-17	Manganese-54	2.27E+01	6.23E+01	3.23E+01	pCi/kg
CYA Cayucos Beach(419021004) - SD	16-Mar-17	Nickel-63	-1.12E+03	2.61E+03	1.53E+03	pCi/kg
CYA Cayucos Beach(431150002) - SD	24-Aug-17	Nickel-63	5.87E+02	2.55E+03	1.54E+03	pCi/kg
CYA Cayucos Beach(431150003) - SD	24-Aug-17	Nickel-63	1.39E+03	1.71E+03	1.09E+03	pCi/kg
CYA Cayucos Beach(419021004) - SD	16-Mar-17	Niobium-95	-7.58E-01	3.76E+01	2.27E+01	pCi/kg
CYA Cayucos Beach(431150002) - SD	24-Aug-17	Niobium-95	-4.65E+01	3.64E+01	3.95E+01	pCi/kg
CYA Cayucos Beach(431150003) - SD	24-Aug-17	Niobium-95	-2.94E+01	4.19E+01	3.69E+01	pCi/kg
CYA Cayucos Beach(419021004) - SD	16-Mar-17	Total Strontium	5.85E+02	9.26E+02	6.34E+02	pCi/kg
CYA Cayucos Beach(431150002) - SD	24-Aug-17	Total Strontium	4.36E+02	5.28E+02	4.03E+02	pCi/kg
CYA Cayucos Beach(431150003) - SD	24-Aug-17	Total Strontium	1.49E+02	4.58E+02	3.03E+02	pCi/kg
CYA Cayucos Beach(419021004) - SD	16-Mar-17	Zinc-65	-1.02E+01	9.95E+01	5.98E+01	pCi/kg
CYA Cayucos Beach(431150002) - SD	24-Aug-17	Zinc-65	1.25E+01	8.75E+01	5.52E+01	pCi/kg
CYA Cayucos Beach(431150003) - SD	24-Aug-17	Zinc-65	4.13E+01	1.56E+02	8.84E+01	pCi/kg
CYA Cayucos Beach(419021004) - SD	16-Mar-17	Zirconium-95	-1.32E+01	6.30E+01	4.15E+01	pCi/kg
CYA Cayucos Beach(431150002) - SD	24-Aug-17	Zirconium-95	1.69E+01	6.25E+01	3.86E+01	pCi/kg
CYA Cayucos Beach(431150003) - SD	24-Aug-17	Zirconium-95	-2.63E+01	8.64E+01	6.03E+01	pCi/kg

DCM Diablo Cove Marine - Aquatic Vegetation Kelp

Sample Name	Date Collected	Nuclide	Result	MDC	2 Sigma TPU	Units
DCM Diablo Cove Marine(415202004) - AV Kelp	25-Jan-17	Cesium-134	-7.12E+00	2.11E+01	1.44E+01	pCi/kg
DCM Diablo Cove Marine(421119001) - AV Kelp	17-Apr-17	Cesium-134	1.26E+01	1.45E+01	1.36E+01	pCi/kg
DCM Diablo Cove Marine(428646005) - AV Kelp	24-Jul-17	Cesium-134	1.72E+01	1.72E+01	2.74E+01	pCi/kg
DCM Diablo Cove Marine(435159003) - AV Kelp	16-Oct-17	Cesium-134	1.05E+01	1.68E+01	1.02E+01	pCi/kg
DCM Diablo Cove Marine(415202004) - AV Kelp	25-Jan-17	Cesium-137	-1.05E+01	1.93E+01	1.39E+01	pCi/kg
DCM Diablo Cove Marine(421119001) - AV Kelp	17-Apr-17	Cesium-137	-7.34E-01	1.34E+01	8.17E+00	pCi/kg
DCM Diablo Cove Marine(428646005) - AV Kelp	24-Jul-17	Cesium-137	-2.58E+00	1.50E+01	9.48E+00	pCi/kg
DCM Diablo Cove Marine(435159003) - AV Kelp	16-Oct-17	Cesium-137	-7.20E+00	1.48E+01	1.20E+01	pCi/kg
DCM Diablo Cove Marine(415202004) - AV Kelp	25-Jan-17	Cobalt-58	-1.37E+01	2.08E+01	1.58E+01	pCi/kg
DCM Diablo Cove Marine(421119001) - AV Kelp	17-Apr-17	Cobalt-58	2.46E+00	1.17E+01	6.92E+00	pCi/kg
DCM Diablo Cove Marine(428646005) - AV Kelp	24-Jul-17	Cobalt-58	4.18E+00	1.26E+01	1.13E+01	pCi/kg
DCM Diablo Cove Marine(435159003) - AV Kelp	16-Oct-17	Cobalt-58	-2.21E+00	1.41E+01	8.94E+00	pCi/kg
DCM Diablo Cove Marine(415202004) - AV Kelp	25-Jan-17	Cobalt-60	-2.40E+01	2.76E+01	2.33E+01	pCi/kg
DCM Diablo Cove Marine(421119001) - AV Kelp	17-Apr-17	Cobalt-60	-1.42E+00	1.50E+01	9.18E+00	pCi/kg
DCM Diablo Cove Marine(428646005) - AV Kelp	24-Jul-17	Cobalt-60	-1.89E+00	1.67E+01	1.03E+01	pCi/kg
DCM Diablo Cove Marine(435159003) - AV Kelp	16-Oct-17	Cobalt-60	1.12E+00	1.83E+01	1.06E+01	pCi/kg

2017 DCPD REMP Analysis Results Appendix A

DCM Diablo Cove Marine - Fish Perch

Sample Name	Date Collected	Nuclide	Result	MDC	2 Sigma TPU	Units
DCM Diablo Cove Marine(417211009) - FH Perch	14-Feb-17	Cesium-134	-5.76E-01	4.91E+00	2.89E+00	pCi/kg
DCM Diablo Cove Marine(422991009) - FH Perch	4-May-17	Cesium-134	8.61E-02	5.11E+00	2.97E+00	pCi/kg
DCM Diablo Cove Marine(429520002) - FH Perch	27-Jul-17	Cesium-134	-1.75E+00	4.13E+00	3.78E+00	pCi/kg
DCM Diablo Cove Marine(437746002) - FH Perch	8-Nov-17	Cesium-134	2.11E+00	5.62E+00	3.38E+00	pCi/kg
DCM Diablo Cove Marine(417211009) - FH Perch	14-Feb-17	Cesium-137	2.85E+00	5.24E+00	3.28E+00	pCi/kg
DCM Diablo Cove Marine(422991009) - FH Perch	4-May-17	Cesium-137	4.44E+00	4.44E+00	6.08E+00	pCi/kg
DCM Diablo Cove Marine(429520002) - FH Perch	27-Jul-17	Cesium-137	1.68E+00	4.23E+00	2.57E+00	pCi/kg
DCM Diablo Cove Marine(437746002) - FH Perch	8-Nov-17	Cesium-137	4.72E+00	4.72E+00	7.61E+00	pCi/kg
DCM Diablo Cove Marine(417211009) - FH Perch	14-Feb-17	Cobalt-58	-1.11E+00	4.79E+00	2.89E+00	pCi/kg
DCM Diablo Cove Marine(422991009) - FH Perch	4-May-17	Cobalt-58	-1.03E+00	4.75E+00	2.88E+00	pCi/kg
DCM Diablo Cove Marine(429520002) - FH Perch	27-Jul-17	Cobalt-58	-7.12E-01	4.24E+00	3.93E+00	pCi/kg
DCM Diablo Cove Marine(437746002) - FH Perch	8-Nov-17	Cobalt-58	3.54E+00	5.37E+00	4.01E+00	pCi/kg
DCM Diablo Cove Marine(417211009) - FH Perch	14-Feb-17	Cobalt-60	1.05E+00	4.71E+00	2.73E+00	pCi/kg
DCM Diablo Cove Marine(422991009) - FH Perch	4-May-17	Cobalt-60	-1.48E+00	4.69E+00	3.04E+00	pCi/kg
DCM Diablo Cove Marine(429520002) - FH Perch	27-Jul-17	Cobalt-60	1.34E+00	4.41E+00	2.58E+00	pCi/kg
DCM Diablo Cove Marine(437746002) - FH Perch	8-Nov-17	Cobalt-60	2.72E+00	6.23E+00	3.62E+00	pCi/kg
DCM Diablo Cove Marine(417211009) - FH Perch	14-Feb-17	Iron-59	2.49E-01	1.11E+01	6.50E+00	pCi/kg
DCM Diablo Cove Marine(422991009) - FH Perch	4-May-17	Iron-59	-3.67E+00	1.04E+01	6.66E+00	pCi/kg
DCM Diablo Cove Marine(429520002) - FH Perch	27-Jul-17	Iron-59	1.37E+00	1.05E+01	6.10E+00	pCi/kg
DCM Diablo Cove Marine(437746002) - FH Perch	8-Nov-17	Iron-59	-2.42E+00	1.28E+01	7.70E+00	pCi/kg
DCM Diablo Cove Marine(417211009) - FH Perch	14-Feb-17	Manganese-54	3.05E+00	5.09E+00	3.07E+00	pCi/kg
DCM Diablo Cove Marine(422991009) - FH Perch	4-May-17	Manganese-54	-1.65E+00	4.63E+00	2.91E+00	pCi/kg
DCM Diablo Cove Marine(429520002) - FH Perch	27-Jul-17	Manganese-54	-8.74E-02	3.63E+00	2.10E+00	pCi/kg
DCM Diablo Cove Marine(437746002) - FH Perch	8-Nov-17	Manganese-54	2.48E+00	5.17E+00	3.16E+00	pCi/kg
DCM Diablo Cove Marine(417211009) - FH Perch	14-Feb-17	Zinc-65	5.49E-01	1.10E+01	6.41E+00	pCi/kg
DCM Diablo Cove Marine(422991009) - FH Perch	4-May-17	Zinc-65	-6.16E+00	1.00E+01	7.01E+00	pCi/kg
DCM Diablo Cove Marine(429520002) - FH Perch	27-Jul-17	Zinc-65	-3.77E+00	9.52E+00	6.15E+00	pCi/kg
DCM Diablo Cove Marine(437746002) - FH Perch	8-Nov-17	Zinc-65	4.44E+00	1.22E+01	1.28E+01	pCi/kg

DCM Diablo Cove Marine - Rockfish

Sample Name	Date Collected	Nuclide	Result	MDC	2 Sigma TPU	Units
DCM Diablo Cove Marine(417211005) - FH Rockfsh	14-Feb-17	Cesium-134	3.87E-01	4.76E+00	2.87E+00	pCi/kg
DCM Diablo Cove Marine(422991005) - FH Rockfsh	4-May-17	Cesium-134	-9.31E-01	4.96E+00	3.52E+00	pCi/kg
DCM Diablo Cove Marine(429520004) - FH Rockfsh	27-Jul-17	Cesium-134	4.86E-01	4.55E+00	2.74E+00	pCi/kg
DCM Diablo Cove Marine(437746009) - FH Rockfsh	8-Nov-17	Cesium-134	-2.36E-03	4.58E+00	2.67E+00	pCi/kg
DCM Diablo Cove Marine(417211005) - FH Rockfsh	14-Feb-17	Cesium-137	2.16E+00	4.01E+00	4.07E+00	pCi/kg
DCM Diablo Cove Marine(422991005) - FH Rockfsh	4-May-17	Cesium-137	2.17E+00	5.23E+00	3.13E+00	pCi/kg
DCM Diablo Cove Marine(429520004) - FH Rockfsh	27-Jul-17	Cesium-137	3.10E+00	4.75E+00	2.98E+00	pCi/kg
DCM Diablo Cove Marine(437746009) - FH Rockfsh	8-Nov-17	Cesium-137	3.25E+00	3.80E+00	4.50E+00	pCi/kg
DCM Diablo Cove Marine(417211005) - FH Rockfsh	14-Feb-17	Cobalt-58	1.19E+00	4.87E+00	2.92E+00	pCi/kg
DCM Diablo Cove Marine(422991005) - FH Rockfsh	4-May-17	Cobalt-58	2.57E+00	5.70E+00	3.44E+00	pCi/kg
DCM Diablo Cove Marine(429520004) - FH Rockfsh	27-Jul-17	Cobalt-58	1.14E+00	4.40E+00	2.62E+00	pCi/kg

2017 DCPD REMP Analysis Results Appendix A

DCM Diablo Cove Marine(437746009) - FH Rockfsh	8-Nov-17	Cobalt-58	-9.82E-01	4.50E+00	2.73E+00	pCi/kg
DCM Diablo Cove Marine(417211005) - FH Rockfsh	14-Feb-17	Cobalt-60	4.64E-01	5.08E+00	2.97E+00	pCi/kg
DCM Diablo Cove Marine(422991005) - FH Rockfsh	4-May-17	Cobalt-60	1.80E+00	6.03E+00	3.42E+00	pCi/kg
DCM Diablo Cove Marine(429520004) - FH Rockfsh	27-Jul-17	Cobalt-60	-1.67E-01	4.03E+00	2.40E+00	pCi/kg
DCM Diablo Cove Marine(437746009) - FH Rockfsh	8-Nov-17	Cobalt-60	-2.53E+00	4.46E+00	3.26E+00	pCi/kg
DCM Diablo Cove Marine(417211005) - FH Rockfsh	14-Feb-17	Iron-59	6.62E-01	1.16E+01	6.73E+00	pCi/kg
DCM Diablo Cove Marine(422991005) - FH Rockfsh	4-May-17	Iron-59	1.49E+00	1.28E+01	7.81E+00	pCi/kg
DCM Diablo Cove Marine(429520004) - FH Rockfsh	27-Jul-17	Iron-59	2.17E+00	1.24E+01	7.10E+00	pCi/kg
DCM Diablo Cove Marine(437746009) - FH Rockfsh	8-Nov-17	Iron-59	4.50E+00	1.13E+01	6.73E+00	pCi/kg
DCM Diablo Cove Marine(417211005) - FH Rockfsh	14-Feb-17	Manganese-54	-1.67E+00	4.23E+00	3.31E+00	pCi/kg
DCM Diablo Cove Marine(422991005) - FH Rockfsh	4-May-17	Manganese-54	-2.89E+00	4.79E+00	3.65E+00	pCi/kg
DCM Diablo Cove Marine(429520004) - FH Rockfsh	27-Jul-17	Manganese-54	2.14E+00	4.37E+00	2.92E+00	pCi/kg
DCM Diablo Cove Marine(437746009) - FH Rockfsh	8-Nov-17	Manganese-54	1.73E+00	4.50E+00	2.65E+00	pCi/kg
DCM Diablo Cove Marine(417211005) - FH Rockfsh	14-Feb-17	Zinc-65	-2.78E+00	1.21E+01	8.38E+00	pCi/kg
DCM Diablo Cove Marine(422991005) - FH Rockfsh	4-May-17	Zinc-65	1.25E-01	1.24E+01	7.62E+00	pCi/kg
DCM Diablo Cove Marine(429520004) - FH Rockfsh	27-Jul-17	Zinc-65	2.40E+00	1.18E+01	6.97E+00	pCi/kg
DCM Diablo Cove Marine(437746009) - FH Rockfsh	8-Nov-17	Zinc-65	4.20E+00	1.13E+01	6.76E+00	pCi/kg

DCM Diablo Cove Marine - Intertidal Mussel

Sample Name	Date Collected	Nuclide	Result	MDC	2 Sigma TPU	Units
DCM Diablo Cove Marine(416700002) - IM	8-Feb-17	Cesium-134	9.07E+00	2.11E+01	1.53E+01	pCi/kg
DCM Diablo Cove Marine(423567004) - IM	15-May-17	Cesium-134	-1.13E-01	1.98E+01	1.23E+01	pCi/kg
DCM Diablo Cove Marine(430026004) - IM	9-Aug-17	Cesium-134	2.58E+00	2.00E+01	1.22E+01	pCi/kg
DCM Diablo Cove Marine(435263004) - IM	17-Oct-17	Cesium-134	1.09E+00	1.93E+01	1.16E+01	pCi/kg
DCM Diablo Cove Marine(416700002) - IM	8-Feb-17	Cesium-137	-5.75E+00	1.89E+01	1.19E+01	pCi/kg
DCM Diablo Cove Marine(423567004) - IM	15-May-17	Cesium-137	-3.13E+00	1.89E+01	1.19E+01	pCi/kg
DCM Diablo Cove Marine(430026004) - IM	9-Aug-17	Cesium-137	-2.28E+00	1.95E+01	1.22E+01	pCi/kg
DCM Diablo Cove Marine(435263004) - IM	17-Oct-17	Cesium-137	-2.99E+00	1.60E+01	9.86E+00	pCi/kg
DCM Diablo Cove Marine(416700002) - IM	8-Feb-17	Cobalt-58	-1.32E+01	1.89E+01	1.41E+01	pCi/kg
DCM Diablo Cove Marine(423567004) - IM	15-May-17	Cobalt-58	-6.65E+00	1.78E+01	1.58E+01	pCi/kg
DCM Diablo Cove Marine(430026004) - IM	9-Aug-17	Cobalt-58	3.10E+00	1.88E+01	1.15E+01	pCi/kg
DCM Diablo Cove Marine(435263004) - IM	17-Oct-17	Cobalt-58	1.12E+01	2.05E+01	1.25E+01	pCi/kg
DCM Diablo Cove Marine(416700002) - IM	8-Feb-17	Cobalt-60	5.33E+01	2.00E+01	2.63E+01	pCi/kg
DCM Diablo Cove Marine(423567004) - IM	15-May-17	Cobalt-60	-6.01E+00	2.09E+01	1.38E+01	pCi/kg
DCM Diablo Cove Marine(430026004) - IM	9-Aug-17	Cobalt-60	1.16E+01	2.34E+01	1.37E+01	pCi/kg
DCM Diablo Cove Marine(435263004) - IM	17-Oct-17	Cobalt-60	-3.49E+00	1.72E+01	1.10E+01	pCi/kg
DCM Diablo Cove Marine(416700002) - IM	8-Feb-17	Iron-59	-3.11E+01	3.85E+01	3.18E+01	pCi/kg
DCM Diablo Cove Marine(423567004) - IM	15-May-17	Iron-59	-1.28E+00	3.92E+01	2.35E+01	pCi/kg
DCM Diablo Cove Marine(430026004) - IM	9-Aug-17	Iron-59	1.30E+01	4.32E+01	2.49E+01	pCi/kg
DCM Diablo Cove Marine(435263004) - IM	17-Oct-17	Iron-59	7.75E+00	3.98E+01	2.29E+01	pCi/kg
DCM Diablo Cove Marine(416700002) - IM	8-Feb-17	Manganese-54	1.81E+01	1.81E+01	2.15E+01	pCi/kg
DCM Diablo Cove Marine(423567004) - IM	15-May-17	Manganese-54	-2.66E+01	1.85E+01	1.93E+01	pCi/kg
DCM Diablo Cove Marine(430026004) - IM	9-Aug-17	Manganese-54	-4.05E-01	1.98E+01	1.24E+01	pCi/kg
DCM Diablo Cove Marine(435263004) - IM	17-Oct-17	Manganese-54	-3.01E+00	1.55E+01	9.83E+00	pCi/kg
DCM Diablo Cove Marine(416700002) - IM	8-Feb-17	Zinc-65	-1.08E+01	4.22E+01	2.78E+01	pCi/kg

2017 DCPD REMP Analysis Results Appendix A

DCM Diablo Cove Marine(423567004) - IM	15-May-17	Zinc-65	1.46E+01	4.53E+01	2.64E+01	pCi/kg
DCM Diablo Cove Marine(430026004) - IM	9-Aug-17	Zinc-65	1.40E+01	4.57E+01	2.65E+01	pCi/kg
DCM Diablo Cove Marine(435263004) - IM	17-Oct-17	Zinc-65	1.17E+01	4.06E+01	2.64E+01	pCi/kg

DCM Diablo Cove Marine - Ocean Sediment

Sample Name	Date Collected	Nuclide	Result	MDC	2 Sigma TPU	Units
DCM Diablo Cove Marine(417211002) - SD	14-Feb-17	Barium-140	-9.15E+01	2.76E+02	1.83E+02	pCi/kg
DCM Diablo Cove Marine(417211002) - SD	14-Feb-17	Cesium-134	1.54E+01	5.56E+01	3.07E+01	pCi/kg
DCM Diablo Cove Marine(417211002) - SD	14-Feb-17	Cesium-137	2.08E+01	5.91E+01	3.25E+01	pCi/kg
DCM Diablo Cove Marine(417211002) - SD	14-Feb-17	Cobalt-58	2.74E+01	5.86E+01	3.09E+01	pCi/kg
DCM Diablo Cove Marine(417211002) - SD	14-Feb-17	Cobalt-60	-8.20E+00	5.24E+01	3.25E+01	pCi/kg
DCM Diablo Cove Marine(417211002) - SD	14-Feb-17	Iron-55	-4.30E+03	1.35E+04	8.66E+03	pCi/kg
DCM Diablo Cove Marine(417211002) - SD	14-Feb-17	Iron-59	-1.34E+01	1.25E+02	7.61E+01	pCi/kg
DCM Diablo Cove Marine(417211002) - SD	14-Feb-17	Lanthanum-140	-4.36E+01	1.09E+02	7.92E+01	pCi/kg
DCM Diablo Cove Marine(417211002) - SD	14-Feb-17	Manganese-54	1.02E+01	4.81E+01	2.55E+01	pCi/kg
DCM Diablo Cove Marine(417211002) - SD	14-Feb-17	Nickel-63	-6.83E+02	2.47E+03	1.44E+03	pCi/kg
DCM Diablo Cove Marine(417211002) - SD	14-Feb-17	Niobium-95	-2.54E+01	5.55E+01	4.50E+01	pCi/kg
DCM Diablo Cove Marine(417211002) - SD	14-Feb-17	Total Strontium	4.51E+02	1.23E+03	7.82E+02	pCi/kg
DCM Diablo Cove Marine(417211002) - SD	14-Feb-17	Zinc-65	-4.79E+01	1.02E+02	8.65E+01	pCi/kg
DCM Diablo Cove Marine(417211002) - SD	14-Feb-17	Zirconium-95	4.46E+01	9.37E+01	4.93E+01	pCi/kg

DCM Diablo Cove Marine - Seawater

Sample Name	Date Collected	Nuclide	Result	MDC	2 Sigma TPU	Units
DCM Diablo Cove Marine(415331003) - SW	25-Jan-17	BETA	3.26E+02	9.36E+01	8.82E+01	pCi/L
DCM Diablo Cove Marine(416707003) - SW	9-Feb-17	BETA	2.80E+02	1.31E+02	9.98E+01	pCi/L
DCM Diablo Cove Marine(418873003) - SW	13-Mar-17	BETA	2.10E+02	9.19E+01	7.38E+01	pCi/L
DCM Diablo Cove Marine(421240003) - SW	17-Apr-17	BETA	3.19E+02	1.53E+02	1.13E+02	pCi/L
DCM Diablo Cove Marine(423315003) - SW	11-May-17	BETA	1.40E+02	1.08E+02	7.46E+01	pCi/L
DCM Diablo Cove Marine(425939003) - SW	19-Jun-17	BETA	3.20E+02	1.24E+02	9.82E+01	pCi/L
DCM Diablo Cove Marine(428646002) - SW	24-Jul-17	BETA	3.00E+02	1.18E+02	9.54E+01	pCi/L
DCM Diablo Cove Marine(431130003) - SW	21-Aug-17	BETA	2.40E+02	1.01E+02	8.05E+01	pCi/L
DCM Diablo Cove Marine(433023003) - SW	18-Sep-17	BETA	2.62E+02	9.28E+01	8.03E+01	pCi/L
DCM Diablo Cove Marine(435159006) - SW	16-Oct-17	BETA	3.28E+02	1.26E+02	1.01E+02	pCi/L
DCM Diablo Cove Marine(437112003) - SW	6-Nov-17	BETA	2.09E+02	7.92E+01	6.73E+01	pCi/L
DCM Diablo Cove Marine(439155003) - SW	5-Dec-17	BETA	1.87E+02	1.69E+02	1.10E+02	pCi/L
DCM Diablo Cove Marine(415331003) - SW	25-Jan-17	Barium-140	-1.50E+00	1.11E+01	6.66E+00	pCi/L
DCM Diablo Cove Marine(416707003) - SW	9-Feb-17	Barium-140	2.32E+00	7.27E+00	4.83E+00	pCi/L
DCM Diablo Cove Marine(418873003) - SW	13-Mar-17	Barium-140	1.65E+00	7.88E+00	5.05E+00	pCi/L
DCM Diablo Cove Marine(421240003) - SW	17-Apr-17	Barium-140	-1.54E+00	7.33E+00	4.55E+00	pCi/L
DCM Diablo Cove Marine(423315003) - SW	11-May-17	Barium-140	5.27E+00	8.59E+00	5.32E+00	pCi/L
DCM Diablo Cove Marine(425939003) - SW	19-Jun-17	Barium-140	1.09E+00	8.07E+00	4.75E+00	pCi/L
DCM Diablo Cove Marine(428646002) - SW	24-Jul-17	Barium-140	-3.66E-01	7.13E+00	4.76E+00	pCi/L
DCM Diablo Cove Marine(431130003) - SW	21-Aug-17	Barium-140	-3.26E+00	8.65E+00	7.70E+00	pCi/L
DCM Diablo Cove Marine(433023003) - SW	18-Sep-17	Barium-140	2.75E+00	6.87E+00	5.37E+00	pCi/L
DCM Diablo Cove Marine(435159006) - SW	16-Oct-17	Barium-140	-1.87E+00	9.04E+00	5.61E+00	pCi/L

2017 DCPD REMP Analysis Results Appendix A

DCM Diablo Cove Marine(437112003) - SW	6-Nov-17	Barium-140	-3.29E+00	8.00E+00	7.40E+00	pCi/L
DCM Diablo Cove Marine(439155003) - SW	5-Dec-17	Barium-140	-2.16E+00	8.54E+00	5.31E+00	pCi/L
DCM Diablo Cove Marine(415331003) - SW	25-Jan-17	Cesium-134	2.58E-01	1.61E+00	9.60E-01	pCi/L
DCM Diablo Cove Marine(416707003) - SW	9-Feb-17	Cesium-134	2.31E-01	1.63E+00	9.99E-01	pCi/L
DCM Diablo Cove Marine(418873003) - SW	13-Mar-17	Cesium-134	1.47E-01	1.61E+00	9.63E-01	pCi/L
DCM Diablo Cove Marine(421240003) - SW	17-Apr-17	Cesium-134	1.88E-01	1.63E+00	9.99E-01	pCi/L
DCM Diablo Cove Marine(423315003) - SW	11-May-17	Cesium-134	8.53E-02	1.52E+00	9.21E-01	pCi/L
DCM Diablo Cove Marine(425939003) - SW	19-Jun-17	Cesium-134	8.21E-01	1.75E+00	1.18E+00	pCi/L
DCM Diablo Cove Marine(428646002) - SW	24-Jul-17	Cesium-134	-5.87E-01	1.51E+00	1.01E+00	pCi/L
DCM Diablo Cove Marine(431130003) - SW	21-Aug-17	Cesium-134	4.70E-01	1.99E+00	1.15E+00	pCi/L
DCM Diablo Cove Marine(433023003) - SW	18-Sep-17	Cesium-134	3.55E-01	1.73E+00	9.88E-01	pCi/L
DCM Diablo Cove Marine(435159006) - SW	16-Oct-17	Cesium-134	9.93E-01	1.73E+00	1.11E+00	pCi/L
DCM Diablo Cove Marine(437112003) - SW	6-Nov-17	Cesium-134	8.13E-01	1.70E+00	1.03E+00	pCi/L
DCM Diablo Cove Marine(439155003) - SW	5-Dec-17	Cesium-134	-4.94E-01	1.68E+00	1.09E+00	pCi/L
DCM Diablo Cove Marine(415331003) - SW	25-Jan-17	Cesium-137	2.32E-01	1.53E+00	2.43E+00	pCi/L
DCM Diablo Cove Marine(416707003) - SW	9-Feb-17	Cesium-137	-1.11E-01	1.45E+00	8.91E-01	pCi/L
DCM Diablo Cove Marine(418873003) - SW	13-Mar-17	Cesium-137	-7.24E-02	1.47E+00	8.84E-01	pCi/L
DCM Diablo Cove Marine(421240003) - SW	17-Apr-17	Cesium-137	-1.96E-01	1.48E+00	9.20E-01	pCi/L
DCM Diablo Cove Marine(423315003) - SW	11-May-17	Cesium-137	1.73E-01	1.55E+00	9.22E-01	pCi/L
DCM Diablo Cove Marine(425939003) - SW	19-Jun-17	Cesium-137	-9.31E-01	2.11E+00	1.56E+00	pCi/L
DCM Diablo Cove Marine(428646002) - SW	24-Jul-17	Cesium-137	-7.06E-01	2.26E+00	1.91E+00	pCi/L
DCM Diablo Cove Marine(431130003) - SW	21-Aug-17	Cesium-137	-1.24E+00	1.70E+00	1.20E+00	pCi/L
DCM Diablo Cove Marine(433023003) - SW	18-Sep-17	Cesium-137	2.64E-01	1.67E+00	1.01E+00	pCi/L
DCM Diablo Cove Marine(435159006) - SW	16-Oct-17	Cesium-137	2.32E-01	1.64E+00	9.78E-01	pCi/L
DCM Diablo Cove Marine(437112003) - SW	6-Nov-17	Cesium-137	-6.72E-01	1.68E+00	1.61E+00	pCi/L
DCM Diablo Cove Marine(439155003) - SW	5-Dec-17	Cesium-137	1.28E-01	1.58E+00	9.39E-01	pCi/L
DCM Diablo Cove Marine(415331003) - SW	25-Jan-17	Cobalt-58	-6.48E-01	1.50E+00	1.01E+00	pCi/L
DCM Diablo Cove Marine(416707003) - SW	9-Feb-17	Cobalt-58	1.49E-01	1.52E+00	9.35E-01	pCi/L
DCM Diablo Cove Marine(418873003) - SW	13-Mar-17	Cobalt-58	-9.00E-02	1.49E+00	9.08E-01	pCi/L
DCM Diablo Cove Marine(421240003) - SW	17-Apr-17	Cobalt-58	3.10E-02	1.42E+00	9.22E-01	pCi/L
DCM Diablo Cove Marine(423315003) - SW	11-May-17	Cobalt-58	-3.56E-01	1.47E+00	9.42E-01	pCi/L
DCM Diablo Cove Marine(425939003) - SW	19-Jun-17	Cobalt-58	4.35E-01	1.50E+00	9.04E-01	pCi/L
DCM Diablo Cove Marine(428646002) - SW	24-Jul-17	Cobalt-58	-3.50E-02	1.32E+00	9.14E-01	pCi/L
DCM Diablo Cove Marine(431130003) - SW	21-Aug-17	Cobalt-58	-4.16E-01	1.71E+00	1.05E+00	pCi/L
DCM Diablo Cove Marine(433023003) - SW	18-Sep-17	Cobalt-58	1.69E-01	1.50E+00	9.68E-01	pCi/L
DCM Diablo Cove Marine(435159006) - SW	16-Oct-17	Cobalt-58	-1.14E+00	1.49E+00	1.28E+00	pCi/L
DCM Diablo Cove Marine(437112003) - SW	6-Nov-17	Cobalt-58	-3.29E-01	1.42E+00	9.04E-01	pCi/L
DCM Diablo Cove Marine(439155003) - SW	5-Dec-17	Cobalt-58	1.76E-03	1.57E+00	9.58E-01	pCi/L
DCM Diablo Cove Marine(415331003) - SW	25-Jan-17	Cobalt-60	-4.18E-01	1.29E+00	9.46E-01	pCi/L
DCM Diablo Cove Marine(416707003) - SW	9-Feb-17	Cobalt-60	-1.69E-01	1.43E+00	8.76E-01	pCi/L
DCM Diablo Cove Marine(418873003) - SW	13-Mar-17	Cobalt-60	3.64E-01	1.54E+00	8.80E-01	pCi/L
DCM Diablo Cove Marine(421240003) - SW	17-Apr-17	Cobalt-60	4.03E-01	1.43E+00	8.43E-01	pCi/L
DCM Diablo Cove Marine(423315003) - SW	11-May-17	Cobalt-60	-7.74E-02	1.42E+00	8.46E-01	pCi/L
DCM Diablo Cove Marine(425939003) - SW	19-Jun-17	Cobalt-60	1.40E-01	1.43E+00	8.33E-01	pCi/L
DCM Diablo Cove Marine(428646002) - SW	24-Jul-17	Cobalt-60	6.96E-02	1.42E+00	8.33E-01	pCi/L

2017 DCPD REMP Analysis Results Appendix A

DCM Diablo Cove Marine(431130003) - SW	21-Aug-17	Cobalt-60	-9.68E-01	1.62E+00	1.19E+00	pCi/L
DCM Diablo Cove Marine(433023003) - SW	18-Sep-17	Cobalt-60	2.17E-01	1.73E+00	1.02E+00	pCi/L
DCM Diablo Cove Marine(435159006) - SW	16-Oct-17	Cobalt-60	-7.47E-01	1.84E+00	1.20E+00	pCi/L
DCM Diablo Cove Marine(437112003) - SW	6-Nov-17	Cobalt-60	4.98E-01	1.71E+00	9.76E-01	pCi/L
DCM Diablo Cove Marine(439155003) - SW	5-Dec-17	Cobalt-60	-1.13E+00	1.61E+00	1.53E+00	pCi/L
DCM Diablo Cove Marine(415331003) - SW	25-Jan-17	Iodine-131	-2.29E+00	4.50E+00	2.89E+00	pCi/L
DCM Diablo Cove Marine(416707003) - SW	9-Feb-17	Iodine-131	4.63E-01	2.63E+00	1.54E+00	pCi/L
DCM Diablo Cove Marine(418873003) - SW	13-Mar-17	Iodine-131	5.25E-01	3.25E+00	1.85E+00	pCi/L
DCM Diablo Cove Marine(421240003) - SW	17-Apr-17	Iodine-131	-3.70E-02	2.77E+00	1.63E+00	pCi/L
DCM Diablo Cove Marine(423315003) - SW	11-May-17	Iodine-131	-6.60E-01	2.84E+00	1.71E+00	pCi/L
DCM Diablo Cove Marine(425939003) - SW	19-Jun-17	Iodine-131	7.78E-01	2.88E+00	1.67E+00	pCi/L
DCM Diablo Cove Marine(428646002) - SW	24-Jul-17	Iodine-131	-2.30E-01	2.81E+00	2.25E+00	pCi/L
DCM Diablo Cove Marine(431130003) - SW	21-Aug-17	Iodine-131	-7.65E-01	3.36E+00	2.07E+00	pCi/L
DCM Diablo Cove Marine(433023003) - SW	18-Sep-17	Iodine-131	8.81E-01	2.19E+00	1.30E+00	pCi/L
DCM Diablo Cove Marine(435159006) - SW	16-Oct-17	Iodine-131	1.57E-01	3.97E+00	2.32E+00	pCi/L
DCM Diablo Cove Marine(437112003) - SW	6-Nov-17	Iodine-131	-8.93E-02	3.31E+00	1.93E+00	pCi/L
DCM Diablo Cove Marine(439155003) - SW	5-Dec-17	Iodine-131	7.79E-01	3.74E+00	2.15E+00	pCi/L
DCM Diablo Cove Marine(415331003) - SW	25-Jan-17	Iron-55	1.74E+01	8.45E+01	5.93E+01	pCi/L
DCM Diablo Cove Marine(416707003) - SW	9-Feb-17	Iron-55	7.24E+01	7.69E+01	6.03E+01	pCi/L
DCM Diablo Cove Marine(418873003) - SW	13-Mar-17	Iron-55	1.63E+01	1.33E+02	9.64E+01	pCi/L
DCM Diablo Cove Marine(421240003) - SW	17-Apr-17	Iron-55	1.02E+01	7.50E+01	5.66E+01	pCi/L
DCM Diablo Cove Marine(423315003) - SW	11-May-17	Iron-55	-6.30E+01	9.80E+01	6.79E+01	pCi/L
DCM Diablo Cove Marine(425939003) - SW	19-Jun-17	Iron-55	-1.46E+01	1.04E+02	7.38E+01	pCi/L
DCM Diablo Cove Marine(428646002) - SW	24-Jul-17	Iron-55	3.88E+01	9.16E+01	6.58E+01	pCi/L
DCM Diablo Cove Marine(431130003) - SW	21-Aug-17	Iron-55	-2.77E+01	6.04E+01	3.90E+01	pCi/L
DCM Diablo Cove Marine(433023003) - SW	18-Sep-17	Iron-55	1.54E+01	5.67E+01	3.84E+01	pCi/L
DCM Diablo Cove Marine(435159006) - SW	16-Oct-17	Iron-55	-4.00E+01	1.29E+02	9.42E+01	pCi/L
DCM Diablo Cove Marine(437112003) - SW	6-Nov-17	Iron-55	1.24E+01	6.55E+01	5.03E+01	pCi/L
DCM Diablo Cove Marine(439155003) - SW	5-Dec-17	Iron-55	-8.42E+00	6.39E+01	4.58E+01	pCi/L
DCM Diablo Cove Marine(415331003) - SW	25-Jan-17	Iron-59	-3.28E-01	3.41E+00	2.01E+00	pCi/L
DCM Diablo Cove Marine(416707003) - SW	9-Feb-17	Iron-59	4.49E-01	3.05E+00	1.78E+00	pCi/L
DCM Diablo Cove Marine(418873003) - SW	13-Mar-17	Iron-59	8.79E-01	3.34E+00	1.90E+00	pCi/L
DCM Diablo Cove Marine(421240003) - SW	17-Apr-17	Iron-59	-1.27E+00	2.81E+00	1.84E+00	pCi/L
DCM Diablo Cove Marine(423315003) - SW	11-May-17	Iron-59	4.83E-01	3.33E+00	1.91E+00	pCi/L
DCM Diablo Cove Marine(425939003) - SW	19-Jun-17	Iron-59	-8.38E-01	3.11E+00	1.91E+00	pCi/L
DCM Diablo Cove Marine(428646002) - SW	24-Jul-17	Iron-59	-8.80E-01	2.89E+00	1.80E+00	pCi/L
DCM Diablo Cove Marine(431130003) - SW	21-Aug-17	Iron-59	1.03E+00	4.17E+00	2.46E+00	pCi/L
DCM Diablo Cove Marine(433023003) - SW	18-Sep-17	Iron-59	7.22E-01	3.50E+00	2.04E+00	pCi/L
DCM Diablo Cove Marine(435159006) - SW	16-Oct-17	Iron-59	3.01E+00	3.59E+00	5.25E+00	pCi/L
DCM Diablo Cove Marine(437112003) - SW	6-Nov-17	Iron-59	-6.64E-01	3.08E+00	1.86E+00	pCi/L
DCM Diablo Cove Marine(439155003) - SW	5-Dec-17	Iron-59	-5.25E-03	3.89E+00	2.26E+00	pCi/L
DCM Diablo Cove Marine(415331003) - SW	25-Jan-17	Lanthanum-140	-8.17E-01	3.04E+00	1.96E+00	pCi/L
DCM Diablo Cove Marine(416707003) - SW	9-Feb-17	Lanthanum-140	-1.37E+00	2.34E+00	1.68E+00	pCi/L
DCM Diablo Cove Marine(418873003) - SW	13-Mar-17	Lanthanum-140	-1.51E+00	2.20E+00	1.67E+00	pCi/L
DCM Diablo Cove Marine(421240003) - SW	17-Apr-17	Lanthanum-140	-4.01E-01	2.22E+00	1.41E+00	pCi/L

2017 DCPD REMP Analysis Results Appendix A

DCM Diablo Cove Marine(423315003) - SW	11-May-17	Lanthanum-140	3.90E-01	2.37E+00	1.38E+00	pCi/L
DCM Diablo Cove Marine(425939003) - SW	19-Jun-17	Lanthanum-140	1.98E+00	2.39E+00	2.47E+00	pCi/L
DCM Diablo Cove Marine(428646002) - SW	24-Jul-17	Lanthanum-140	4.42E-01	2.51E+00	1.47E+00	pCi/L
DCM Diablo Cove Marine(431130003) - SW	21-Aug-17	Lanthanum-140	-1.03E+00	3.04E+00	1.95E+00	pCi/L
DCM Diablo Cove Marine(433023003) - SW	18-Sep-17	Lanthanum-140	-9.19E-01	2.27E+00	1.55E+00	pCi/L
DCM Diablo Cove Marine(435159006) - SW	16-Oct-17	Lanthanum-140	-4.38E-01	3.16E+00	2.23E+00	pCi/L
DCM Diablo Cove Marine(437112003) - SW	6-Nov-17	Lanthanum-140	-8.87E-01	2.57E+00	1.68E+00	pCi/L
DCM Diablo Cove Marine(439155003) - SW	5-Dec-17	Lanthanum-140	9.28E-02	3.21E+00	1.90E+00	pCi/L
DCM Diablo Cove Marine(415331003) - SW	25-Jan-17	Manganese-54	5.77E-01	1.38E+00	1.43E+00	pCi/L
DCM Diablo Cove Marine(416707003) - SW	9-Feb-17	Manganese-54	1.81E-01	1.44E+00	8.26E-01	pCi/L
DCM Diablo Cove Marine(418873003) - SW	13-Mar-17	Manganese-54	-1.08E+00	1.40E+00	1.42E+00	pCi/L
DCM Diablo Cove Marine(421240003) - SW	17-Apr-17	Manganese-54	-1.84E-01	1.35E+00	7.98E-01	pCi/L
DCM Diablo Cove Marine(423315003) - SW	11-May-17	Manganese-54	8.17E-02	1.45E+00	8.83E-01	pCi/L
DCM Diablo Cove Marine(425939003) - SW	19-Jun-17	Manganese-54	-3.33E-02	1.40E+00	8.60E-01	pCi/L
DCM Diablo Cove Marine(428646002) - SW	24-Jul-17	Manganese-54	3.69E-02	1.40E+00	8.53E-01	pCi/L
DCM Diablo Cove Marine(431130003) - SW	21-Aug-17	Manganese-54	9.30E-01	1.89E+00	1.13E+00	pCi/L
DCM Diablo Cove Marine(433023003) - SW	18-Sep-17	Manganese-54	2.45E-01	1.61E+00	1.04E+00	pCi/L
DCM Diablo Cove Marine(435159006) - SW	16-Oct-17	Manganese-54	-6.25E-01	1.50E+00	1.15E+00	pCi/L
DCM Diablo Cove Marine(437112003) - SW	6-Nov-17	Manganese-54	-2.79E-01	1.36E+00	9.75E-01	pCi/L
DCM Diablo Cove Marine(439155003) - SW	5-Dec-17	Manganese-54	-4.10E-01	1.44E+00	9.38E-01	pCi/L
DCM Diablo Cove Marine(415331003) - SW	25-Jan-17	Nickel-63	2.64E+00	2.71E+01	1.63E+01	pCi/L
DCM Diablo Cove Marine(416707003) - SW	9-Feb-17	Nickel-63	2.21E+01	4.33E+01	2.70E+01	pCi/L
DCM Diablo Cove Marine(418873003) - SW	13-Mar-17	Nickel-63	-5.09E+00	2.14E+01	1.26E+01	pCi/L
DCM Diablo Cove Marine(421240003) - SW	17-Apr-17	Nickel-63	-2.85E+00	2.67E+01	1.58E+01	pCi/L
DCM Diablo Cove Marine(423315003) - SW	11-May-17	Nickel-63	-1.00E+01	3.76E+01	2.21E+01	pCi/L
DCM Diablo Cove Marine(425939003) - SW	19-Jun-17	Nickel-63	2.74E+00	2.61E+01	1.57E+01	pCi/L
DCM Diablo Cove Marine(428646002) - SW	24-Jul-17	Nickel-63	-5.39E+00	2.22E+01	1.30E+01	pCi/L
DCM Diablo Cove Marine(431130003) - SW	21-Aug-17	Nickel-63	-8.31E+00	3.44E+01	2.02E+01	pCi/L
DCM Diablo Cove Marine(433023003) - SW	18-Sep-17	Nickel-63	6.03E-01	2.27E+01	1.35E+01	pCi/L
DCM Diablo Cove Marine(435159006) - SW	16-Oct-17	Nickel-63	2.71E+00	3.06E+01	1.83E+01	pCi/L
DCM Diablo Cove Marine(437112003) - SW	6-Nov-17	Nickel-63	2.68E+01	3.12E+01	2.01E+01	pCi/L
DCM Diablo Cove Marine(439155003) - SW	5-Dec-17	Nickel-63	-1.64E+01	3.53E+01	2.03E+01	pCi/L
DCM Diablo Cove Marine(415331003) - SW	25-Jan-17	Niobium-95	-1.22E-01	1.61E+00	1.11E+00	pCi/L
DCM Diablo Cove Marine(416707003) - SW	9-Feb-17	Niobium-95	-1.69E+00	1.49E+00	1.79E+00	pCi/L
DCM Diablo Cove Marine(418873003) - SW	13-Mar-17	Niobium-95	4.91E-01	1.57E+00	9.32E-01	pCi/L
DCM Diablo Cove Marine(421240003) - SW	17-Apr-17	Niobium-95	1.11E+00	1.57E+00	1.63E+00	pCi/L
DCM Diablo Cove Marine(423315003) - SW	11-May-17	Niobium-95	3.63E-01	1.53E+00	9.15E-01	pCi/L
DCM Diablo Cove Marine(425939003) - SW	19-Jun-17	Niobium-95	3.81E-01	1.65E+00	1.36E+00	pCi/L
DCM Diablo Cove Marine(428646002) - SW	24-Jul-17	Niobium-95	-7.32E-01	1.51E+00	1.56E+00	pCi/L
DCM Diablo Cove Marine(431130003) - SW	21-Aug-17	Niobium-95	4.84E-01	1.77E+00	1.14E+00	pCi/L
DCM Diablo Cove Marine(433023003) - SW	18-Sep-17	Niobium-95	2.78E-01	1.51E+00	1.02E+00	pCi/L
DCM Diablo Cove Marine(435159006) - SW	16-Oct-17	Niobium-95	1.13E+00	1.82E+00	1.14E+00	pCi/L
DCM Diablo Cove Marine(437112003) - SW	6-Nov-17	Niobium-95	5.80E-01	1.61E+00	9.68E-01	pCi/L
DCM Diablo Cove Marine(439155003) - SW	5-Dec-17	Niobium-95	3.92E-01	1.70E+00	1.01E+00	pCi/L
DCM Diablo Cove Marine(415331003) - SW	25-Jan-17	Total Strontium	1.50E+00	2.70E+00	1.72E+00	pCi/L

2017 DCPD REMP Analysis Results Appendix A

DCM Diablo Cove Marine(416707003) - SW	9-Feb-17	Total Strontium	-3.62E+00	5.01E+00	2.88E+00	pCi/L
DCM Diablo Cove Marine(418873003) - SW	13-Mar-17	Total Strontium	-9.11E-01	2.55E+00	1.47E+00	pCi/L
DCM Diablo Cove Marine(421240003) - SW	17-Apr-17	Total Strontium	1.20E+00	2.08E+00	1.32E+00	pCi/L
DCM Diablo Cove Marine(423315003) - SW	11-May-17	Total Strontium	-8.69E-01	1.71E+00	9.62E-01	pCi/L
DCM Diablo Cove Marine(425939003) - SW	19-Jun-17	Total Strontium	-7.21E-01	2.45E+00	1.43E+00	pCi/L
DCM Diablo Cove Marine(428646002) - SW	24-Jul-17	Total Strontium	3.36E+00	8.03E+00	5.29E+00	pCi/L
DCM Diablo Cove Marine(431130003) - SW	21-Aug-17	Total Strontium	4.80E+00	7.44E+00	5.22E+00	pCi/L
DCM Diablo Cove Marine(433023003) - SW	18-Sep-17	Total Strontium	-2.76E+00	2.72E+00	1.49E+00	pCi/L
DCM Diablo Cove Marine(435159006) - SW	16-Oct-17	Total Strontium	-6.53E-01	7.34E+00	4.25E+00	pCi/L
DCM Diablo Cove Marine(437112003) - SW	6-Nov-17	Total Strontium	1.86E+00	2.48E+00	1.60E+00	pCi/L
DCM Diablo Cove Marine(439155003) - SW	5-Dec-17	Total Strontium	-8.08E-01	2.43E+00	1.41E+00	pCi/L
DCM Diablo Cove Marine(415331003) - SW	25-Jan-17	Tritium	-4.38E+01	3.03E+02	1.79E+02	pCi/L
DCM Diablo Cove Marine(416707003) - SW	9-Feb-17	Tritium	-2.97E+01	2.41E+02	1.42E+02	pCi/L
DCM Diablo Cove Marine(418873003) - SW	13-Mar-17	Tritium	-8.47E+01	3.62E+02	2.12E+02	pCi/L
DCM Diablo Cove Marine(421240003) - SW	17-Apr-17	Tritium	-4.41E+01	2.35E+02	1.38E+02	pCi/L
DCM Diablo Cove Marine(423315003) - SW	11-May-17	Tritium	4.16E+01	2.29E+02	1.39E+02	pCi/L
DCM Diablo Cove Marine(425939003) - SW	19-Jun-17	Tritium	-1.24E+02	2.94E+02	1.70E+02	pCi/L
DCM Diablo Cove Marine(428646002) - SW	24-Jul-17	Tritium	1.69E+01	3.28E+02	1.97E+02	pCi/L
DCM Diablo Cove Marine(431130003) - SW	21-Aug-17	Tritium	-9.49E+01	2.82E+02	1.64E+02	pCi/L
DCM Diablo Cove Marine(433023003) - SW	18-Sep-17	Tritium	-1.08E+02	2.70E+02	1.56E+02	pCi/L
DCM Diablo Cove Marine(435159006) - SW	16-Oct-17	Tritium	1.52E+02	2.33E+02	1.51E+02	pCi/L
DCM Diablo Cove Marine(437112003) - SW	6-Nov-17	Tritium	-3.76E+01	2.65E+02	1.56E+02	pCi/L
DCM Diablo Cove Marine(439155003) - SW	5-Dec-17	Tritium	-1.23E+01	2.85E+02	1.69E+02	pCi/L
DCM Diablo Cove Marine(415331003) - SW	25-Jan-17	Zinc-65	-2.28E-01	3.24E+00	2.16E+00	pCi/L
DCM Diablo Cove Marine(416707003) - SW	9-Feb-17	Zinc-65	-7.24E-01	2.85E+00	1.77E+00	pCi/L
DCM Diablo Cove Marine(418873003) - SW	13-Mar-17	Zinc-65	-8.81E-01	2.88E+00	1.79E+00	pCi/L
DCM Diablo Cove Marine(421240003) - SW	17-Apr-17	Zinc-65	1.03E+00	3.09E+00	1.81E+00	pCi/L
DCM Diablo Cove Marine(423315003) - SW	11-May-17	Zinc-65	-3.22E-01	3.26E+00	1.93E+00	pCi/L
DCM Diablo Cove Marine(425939003) - SW	19-Jun-17	Zinc-65	-8.87E-01	3.10E+00	1.92E+00	pCi/L
DCM Diablo Cove Marine(428646002) - SW	24-Jul-17	Zinc-65	2.66E+00	2.83E+00	3.16E+00	pCi/L
DCM Diablo Cove Marine(431130003) - SW	21-Aug-17	Zinc-65	-5.15E+00	3.41E+00	4.32E+00	pCi/L
DCM Diablo Cove Marine(433023003) - SW	18-Sep-17	Zinc-65	1.22E+00	3.36E+00	2.18E+00	pCi/L
DCM Diablo Cove Marine(435159006) - SW	16-Oct-17	Zinc-65	-2.42E+00	3.64E+00	4.05E+00	pCi/L
DCM Diablo Cove Marine(437112003) - SW	6-Nov-17	Zinc-65	-5.89E-02	3.40E+00	1.97E+00	pCi/L
DCM Diablo Cove Marine(439155003) - SW	5-Dec-17	Zinc-65	1.20E+00	3.95E+00	2.27E+00	pCi/L
DCM Diablo Cove Marine(415331003) - SW	25-Jan-17	Zirconium-95	7.10E-01	2.91E+00	1.73E+00	pCi/L
DCM Diablo Cove Marine(416707003) - SW	9-Feb-17	Zirconium-95	6.42E-01	2.80E+00	1.71E+00	pCi/L
DCM Diablo Cove Marine(418873003) - SW	13-Mar-17	Zirconium-95	2.44E+00	3.05E+00	1.98E+00	pCi/L
DCM Diablo Cove Marine(421240003) - SW	17-Apr-17	Zirconium-95	-1.01E+00	2.50E+00	1.68E+00	pCi/L
DCM Diablo Cove Marine(423315003) - SW	11-May-17	Zirconium-95	-1.36E+00	2.51E+00	1.76E+00	pCi/L
DCM Diablo Cove Marine(425939003) - SW	19-Jun-17	Zirconium-95	8.75E-02	2.46E+00	1.49E+00	pCi/L
DCM Diablo Cove Marine(428646002) - SW	24-Jul-17	Zirconium-95	-2.54E-01	2.73E+00	1.69E+00	pCi/L
DCM Diablo Cove Marine(431130003) - SW	21-Aug-17	Zirconium-95	2.74E-01	3.25E+00	1.88E+00	pCi/L
DCM Diablo Cove Marine(433023003) - SW	18-Sep-17	Zirconium-95	4.77E-01	2.67E+00	1.81E+00	pCi/L
DCM Diablo Cove Marine(435159006) - SW	16-Oct-17	Zirconium-95	-7.42E-01	2.66E+00	1.73E+00	pCi/L

2017 DCPD REMP Analysis Results Appendix A

DCM Diablo Cove Marine(437112003) - SW	6-Nov-17	Zirconium-95	1.26E+00	2.88E+00	1.74E+00	pCi/L
DCM Diablo Cove Marine(439155003) - SW	5-Dec-17	Zirconium-95	3.87E-01	2.84E+00	1.69E+00	pCi/L

DW1 Drinking Water

Sample Name	Date Collected	Nuclide	Result	MDC	2 Sigma TPU	Units
DW1 Drinking Water(414165002) - DW	10-Jan-17	BETA	8.21E-01	1.92E+00	1.18E+00	pCi/L
DW1 Drinking Water(416025002) - DW	7-Feb-17	BETA	1.49E-01	1.38E+00	8.32E-01	pCi/L
DW1 Drinking Water(418006002) - DW	6-Mar-17	BETA	-1.28E+00	2.08E+00	1.21E+00	pCi/L
DW1 Drinking Water(420547003) - DW	11-Apr-17	BETA	-2.25E-01	1.03E+00	6.06E-01	pCi/L
DW1 Drinking Water(422990001) - DW	9-May-17	BETA	1.37E+00	1.15E+00	7.73E-01	pCi/L
DW1 Drinking Water(425023002) - DW	6-Jun-17	BETA	6.13E-01	1.07E+00	6.83E-01	pCi/L
DW1 Drinking Water(428036002) - DW	18-Jul-17	BETA	5.14E-01	1.45E+00	8.89E-01	pCi/L
DW1 Drinking Water(429885002) - DW	8-Aug-17	BETA	3.93E-01	1.57E+00	9.48E-01	pCi/L
DW1 Drinking Water(432124002) - DW	5-Sep-17	BETA	-5.07E-01	1.12E+00	6.49E-01	pCi/L
DW1 Drinking Water(434625003) - DW	10-Oct-17	BETA	1.35E+00	1.34E+00	8.74E-01	pCi/L
DW1 Drinking Water(437138003) - DW	7-Nov-17	BETA	5.55E-01	1.18E+00	7.33E-01	pCi/L
DW1 Drinking Water(439155004) - DW	5-Dec-17	BETA	9.60E-01	1.70E+00	1.05E+00	pCi/L
DW1 Drinking Water(414165002) - DW	10-Jan-17	Barium-140	-3.19E+00	9.56E+00	6.23E+00	pCi/L
DW1 Drinking Water(416025002) - DW	7-Feb-17	Barium-140	-2.57E+00	8.78E+00	5.53E+00	pCi/L
DW1 Drinking Water(418006002) - DW	6-Mar-17	Barium-140	3.43E+00	9.99E+00	5.89E+00	pCi/L
DW1 Drinking Water(420547003) - DW	11-Apr-17	Barium-140	-1.57E+00	6.93E+00	4.70E+00	pCi/L
DW1 Drinking Water(422990001) - DW	9-May-17	Barium-140	-5.45E-01	8.95E+00	5.41E+00	pCi/L
DW1 Drinking Water(425023002) - DW	6-Jun-17	Barium-140	1.27E+00	8.85E+00	5.20E+00	pCi/L
DW1 Drinking Water(428036002) - DW	18-Jul-17	Barium-140	-1.24E+00	1.12E+01	6.90E+00	pCi/L
DW1 Drinking Water(429885002) - DW	8-Aug-17	Barium-140	2.70E+00	7.90E+00	4.75E+00	pCi/L
DW1 Drinking Water(432124002) - DW	5-Sep-17	Barium-140	1.66E+00	1.06E+01	6.29E+00	pCi/L
DW1 Drinking Water(434625003) - DW	10-Oct-17	Barium-140	3.17E+00	8.23E+00	4.98E+00	pCi/L
DW1 Drinking Water(437138003) - DW	7-Nov-17	Barium-140	-8.02E-01	9.89E+00	6.03E+00	pCi/L
DW1 Drinking Water(439155004) - DW	5-Dec-17	Barium-140	4.58E-02	9.24E+00	7.99E+00	pCi/L
DW1 Drinking Water(414165002) - DW	10-Jan-17	Cesium-134	9.11E-01	2.00E+00	1.17E+00	pCi/L
DW1 Drinking Water(416025002) - DW	7-Feb-17	Cesium-134	5.71E-01	1.92E+00	1.68E+00	pCi/L
DW1 Drinking Water(418006002) - DW	6-Mar-17	Cesium-134	-5.02E-01	1.68E+00	1.10E+00	pCi/L
DW1 Drinking Water(420547003) - DW	11-Apr-17	Cesium-134	-1.22E-01	1.51E+00	9.20E-01	pCi/L
DW1 Drinking Water(422990001) - DW	9-May-17	Cesium-134	6.05E-01	1.58E+00	9.62E-01	pCi/L
DW1 Drinking Water(425023002) - DW	6-Jun-17	Cesium-134	-9.70E-01	1.58E+00	1.61E+00	pCi/L
DW1 Drinking Water(428036002) - DW	18-Jul-17	Cesium-134	2.70E-01	1.80E+00	1.10E+00	pCi/L
DW1 Drinking Water(429885002) - DW	8-Aug-17	Cesium-134	6.31E-01	1.67E+00	9.69E-01	pCi/L
DW1 Drinking Water(432124002) - DW	5-Sep-17	Cesium-134	4.70E-01	1.70E+00	9.73E-01	pCi/L
DW1 Drinking Water(434625003) - DW	10-Oct-17	Cesium-134	-3.75E-01	1.65E+00	1.34E+00	pCi/L
DW1 Drinking Water(437138003) - DW	7-Nov-17	Cesium-134	-4.50E-01	1.73E+00	1.20E+00	pCi/L
DW1 Drinking Water(439155004) - DW	5-Dec-17	Cesium-134	-4.15E-01	1.95E+00	1.22E+00	pCi/L
DW1 Drinking Water(414165002) - DW	10-Jan-17	Cesium-137	-1.56E-01	1.98E+00	2.43E+00	pCi/L
DW1 Drinking Water(416025002) - DW	7-Feb-17	Cesium-137	2.90E-01	1.78E+00	1.07E+00	pCi/L
DW1 Drinking Water(418006002) - DW	6-Mar-17	Cesium-137	-5.97E-01	1.56E+00	1.03E+00	pCi/L
DW1 Drinking Water(420547003) - DW	11-Apr-17	Cesium-137	-3.50E-01	1.31E+00	8.17E-01	pCi/L

2017 DCPD REMP Analysis Results Appendix A

DW1 Drinking Water(422990001) - DW	9-May-17	Cesium-137	-5.31E-01	1.28E+00	9.71E-01	pCi/L
DW1 Drinking Water(425023002) - DW	6-Jun-17	Cesium-137	-1.02E+00	1.98E+00	2.04E+00	pCi/L
DW1 Drinking Water(428036002) - DW	18-Jul-17	Cesium-137	-6.59E-01	1.60E+00	1.08E+00	pCi/L
DW1 Drinking Water(429885002) - DW	8-Aug-17	Cesium-137	-7.22E-01	1.38E+00	9.50E-01	pCi/L
DW1 Drinking Water(432124002) - DW	5-Sep-17	Cesium-137	1.49E-01	1.65E+00	9.99E-01	pCi/L
DW1 Drinking Water(434625003) - DW	10-Oct-17	Cesium-137	3.53E-01	1.48E+00	8.95E-01	pCi/L
DW1 Drinking Water(437138003) - DW	7-Nov-17	Cesium-137	-9.87E-02	1.70E+00	1.05E+00	pCi/L
DW1 Drinking Water(439155004) - DW	5-Dec-17	Cesium-137	9.49E-01	1.96E+00	1.31E+00	pCi/L
DW1 Drinking Water(414165002) - DW	10-Jan-17	Cobalt-58	3.48E-01	1.80E+00	1.03E+00	pCi/L
DW1 Drinking Water(416025002) - DW	7-Feb-17	Cobalt-58	-6.85E-01	1.65E+00	1.05E+00	pCi/L
DW1 Drinking Water(418006002) - DW	6-Mar-17	Cobalt-58	5.48E-01	1.62E+00	9.74E-01	pCi/L
DW1 Drinking Water(420547003) - DW	11-Apr-17	Cobalt-58	-5.94E-01	1.34E+00	9.01E-01	pCi/L
DW1 Drinking Water(422990001) - DW	9-May-17	Cobalt-58	-1.02E-01	1.49E+00	8.67E-01	pCi/L
DW1 Drinking Water(425023002) - DW	6-Jun-17	Cobalt-58	2.55E-01	1.55E+00	9.32E-01	pCi/L
DW1 Drinking Water(428036002) - DW	18-Jul-17	Cobalt-58	-4.02E-01	1.59E+00	1.11E+00	pCi/L
DW1 Drinking Water(429885002) - DW	8-Aug-17	Cobalt-58	-1.12E-01	1.36E+00	7.95E-01	pCi/L
DW1 Drinking Water(432124002) - DW	5-Sep-17	Cobalt-58	-4.43E-02	1.59E+00	9.19E-01	pCi/L
DW1 Drinking Water(434625003) - DW	10-Oct-17	Cobalt-58	1.44E-01	1.44E+00	8.24E-01	pCi/L
DW1 Drinking Water(437138003) - DW	7-Nov-17	Cobalt-58	7.17E-01	1.89E+00	1.22E+00	pCi/L
DW1 Drinking Water(439155004) - DW	5-Dec-17	Cobalt-58	-2.56E-01	1.86E+00	1.15E+00	pCi/L
DW1 Drinking Water(414165002) - DW	10-Jan-17	Cobalt-60	3.20E-02	1.60E+00	9.64E-01	pCi/L
DW1 Drinking Water(416025002) - DW	7-Feb-17	Cobalt-60	-5.10E-02	1.76E+00	1.07E+00	pCi/L
DW1 Drinking Water(418006002) - DW	6-Mar-17	Cobalt-60	-3.80E-01	1.80E+00	1.13E+00	pCi/L
DW1 Drinking Water(420547003) - DW	11-Apr-17	Cobalt-60	2.46E-01	1.49E+00	8.53E-01	pCi/L
DW1 Drinking Water(422990001) - DW	9-May-17	Cobalt-60	3.24E-01	1.46E+00	8.52E-01	pCi/L
DW1 Drinking Water(425023002) - DW	6-Jun-17	Cobalt-60	4.36E-01	1.47E+00	8.48E-01	pCi/L
DW1 Drinking Water(428036002) - DW	18-Jul-17	Cobalt-60	1.06E+00	1.76E+00	1.06E+00	pCi/L
DW1 Drinking Water(429885002) - DW	8-Aug-17	Cobalt-60	-5.13E-02	1.33E+00	8.07E-01	pCi/L
DW1 Drinking Water(432124002) - DW	5-Sep-17	Cobalt-60	5.20E-01	1.82E+00	1.07E+00	pCi/L
DW1 Drinking Water(434625003) - DW	10-Oct-17	Cobalt-60	5.69E-01	1.45E+00	1.40E+00	pCi/L
DW1 Drinking Water(437138003) - DW	7-Nov-17	Cobalt-60	3.04E-01	1.80E+00	1.08E+00	pCi/L
DW1 Drinking Water(439155004) - DW	5-Dec-17	Cobalt-60	5.34E-01	2.14E+00	1.42E+00	pCi/L
DW1 Drinking Water(414165002) - DW	10-Jan-17	Iodine-131	3.94E-02	5.14E-01	2.93E-01	pCi/L
DW1 Drinking Water(416025002) - DW	7-Feb-17	Iodine-131	4.76E-02	6.39E-01	3.65E-01	pCi/L
DW1 Drinking Water(418006002) - DW	6-Mar-17	Iodine-131	-2.71E-02	5.44E-01	3.13E-01	pCi/L
DW1 Drinking Water(420547003) - DW	11-Apr-17	Iodine-131	3.29E-01	4.97E-01	3.09E-01	pCi/L
DW1 Drinking Water(422990001) - DW	9-May-17	Iodine-131	-7.23E-02	5.26E-01	3.07E-01	pCi/L
DW1 Drinking Water(425023002) - DW	6-Jun-17	Iodine-131	8.50E-02	6.83E-01	3.97E-01	pCi/L
DW1 Drinking Water(428036002) - DW	18-Jul-17	Iodine-131	2.67E-01	6.03E-01	3.61E-01	pCi/L
DW1 Drinking Water(429885002) - DW	8-Aug-17	Iodine-131	-2.75E-01	5.80E-01	3.74E-01	pCi/L
DW1 Drinking Water(432124002) - DW	5-Sep-17	Iodine-131	-2.50E-01	7.60E-01	4.61E-01	pCi/L
DW1 Drinking Water(434625003) - DW	10-Oct-17	Iodine-131	-5.05E-01	9.82E-01	6.65E-01	pCi/L
DW1 Drinking Water(437138003) - DW	7-Nov-17	Iodine-131	-1.61E-01	5.59E-01	3.43E-01	pCi/L
DW1 Drinking Water(439155004) - DW	5-Dec-17	Iodine-131	-3.47E-02	4.88E-01	2.92E-01	pCi/L
DW1 Drinking Water(414165002) - DW	10-Jan-17	Iron-55	3.87E+00	1.03E+02	7.29E+01	pCi/L

2017 DCPD REMP Analysis Results Appendix A

DW1 Drinking Water(416025002) - DW	7-Feb-17	Iron-55	-1.07E+00	8.56E+01	5.96E+01	pCi/L
DW1 Drinking Water(418006002) - DW	6-Mar-17	Iron-55	2.96E+01	7.57E+01	5.76E+01	pCi/L
DW1 Drinking Water(420547003) - DW	11-Apr-17	Iron-55	-3.20E+01	1.07E+02	7.82E+01	pCi/L
DW1 Drinking Water(422990001) - DW	9-May-17	Iron-55	2.35E+01	9.50E+01	7.06E+01	pCi/L
DW1 Drinking Water(425023002) - DW	6-Jun-17	Iron-55	-5.05E+01	7.91E+01	5.11E+01	pCi/L
DW1 Drinking Water(428036002) - DW	18-Jul-17	Iron-55	-4.87E+01	8.64E+01	5.79E+01	pCi/L
DW1 Drinking Water(429885002) - DW	8-Aug-17	Iron-55	-9.79E+00	5.88E+01	3.97E+01	pCi/L
DW1 Drinking Water(432124002) - DW	5-Sep-17	Iron-55	5.73E+00	5.55E+01	3.75E+01	pCi/L
DW1 Drinking Water(434625003) - DW	10-Oct-17	Iron-55	1.19E+00	4.45E+01	2.83E+01	pCi/L
DW1 Drinking Water(437138003) - DW	7-Nov-17	Iron-55	5.62E+01	6.65E+01	5.36E+01	pCi/L
DW1 Drinking Water(439155004) - DW	5-Dec-17	Iron-55	2.31E+00	6.58E+01	4.88E+01	pCi/L
DW1 Drinking Water(414165002) - DW	10-Jan-17	Iron-59	-8.05E-01	3.48E+00	2.18E+00	pCi/L
DW1 Drinking Water(416025002) - DW	7-Feb-17	Iron-59	1.04E+00	3.81E+00	2.24E+00	pCi/L
DW1 Drinking Water(418006002) - DW	6-Mar-17	Iron-59	-1.20E+00	3.32E+00	2.14E+00	pCi/L
DW1 Drinking Water(420547003) - DW	11-Apr-17	Iron-59	1.05E+00	2.87E+00	2.54E+00	pCi/L
DW1 Drinking Water(422990001) - DW	9-May-17	Iron-59	2.52E-01	3.10E+00	1.81E+00	pCi/L
DW1 Drinking Water(425023002) - DW	6-Jun-17	Iron-59	-5.76E-01	2.96E+00	1.79E+00	pCi/L
DW1 Drinking Water(428036002) - DW	18-Jul-17	Iron-59	-1.43E+00	3.49E+00	2.63E+00	pCi/L
DW1 Drinking Water(429885002) - DW	8-Aug-17	Iron-59	-1.32E+00	2.66E+00	1.78E+00	pCi/L
DW1 Drinking Water(432124002) - DW	5-Sep-17	Iron-59	-1.55E+00	2.85E+00	1.98E+00	pCi/L
DW1 Drinking Water(434625003) - DW	10-Oct-17	Iron-59	-3.69E-01	2.87E+00	1.74E+00	pCi/L
DW1 Drinking Water(437138003) - DW	7-Nov-17	Iron-59	-2.81E+00	3.44E+00	2.64E+00	pCi/L
DW1 Drinking Water(439155004) - DW	5-Dec-17	Iron-59	4.62E-01	4.17E+00	2.42E+00	pCi/L
DW1 Drinking Water(414165002) - DW	10-Jan-17	Lanthanum-140	-2.63E-01	3.64E+00	2.15E+00	pCi/L
DW1 Drinking Water(416025002) - DW	7-Feb-17	Lanthanum-140	-3.36E-01	3.40E+00	2.02E+00	pCi/L
DW1 Drinking Water(418006002) - DW	6-Mar-17	Lanthanum-140	-7.81E-01	2.89E+00	2.21E+00	pCi/L
DW1 Drinking Water(420547003) - DW	11-Apr-17	Lanthanum-140	-6.59E-01	2.01E+00	1.33E+00	pCi/L
DW1 Drinking Water(422990001) - DW	9-May-17	Lanthanum-140	4.35E-01	2.85E+00	1.70E+00	pCi/L
DW1 Drinking Water(425023002) - DW	6-Jun-17	Lanthanum-140	-4.52E-01	2.72E+00	1.70E+00	pCi/L
DW1 Drinking Water(428036002) - DW	18-Jul-17	Lanthanum-140	-1.99E-01	4.23E+00	2.61E+00	pCi/L
DW1 Drinking Water(429885002) - DW	8-Aug-17	Lanthanum-140	-6.51E-01	2.36E+00	1.78E+00	pCi/L
DW1 Drinking Water(432124002) - DW	5-Sep-17	Lanthanum-140	6.99E-02	4.02E+00	2.44E+00	pCi/L
DW1 Drinking Water(434625003) - DW	10-Oct-17	Lanthanum-140	-1.26E+00	2.53E+00	1.77E+00	pCi/L
DW1 Drinking Water(437138003) - DW	7-Nov-17	Lanthanum-140	-2.16E+00	2.92E+00	2.19E+00	pCi/L
DW1 Drinking Water(439155004) - DW	5-Dec-17	Lanthanum-140	2.07E+00	3.63E+00	2.19E+00	pCi/L
DW1 Drinking Water(414165002) - DW	10-Jan-17	Manganese-54	-1.14E-01	1.58E+00	1.07E+00	pCi/L
DW1 Drinking Water(416025002) - DW	7-Feb-17	Manganese-54	-1.46E-01	1.61E+00	9.48E-01	pCi/L
DW1 Drinking Water(418006002) - DW	6-Mar-17	Manganese-54	1.07E-01	1.44E+00	8.78E-01	pCi/L
DW1 Drinking Water(420547003) - DW	11-Apr-17	Manganese-54	9.18E-01	1.40E+00	8.65E-01	pCi/L
DW1 Drinking Water(422990001) - DW	9-May-17	Manganese-54	-1.50E-01	1.35E+00	7.92E-01	pCi/L
DW1 Drinking Water(425023002) - DW	6-Jun-17	Manganese-54	-5.86E-01	1.29E+00	8.83E-01	pCi/L
DW1 Drinking Water(428036002) - DW	18-Jul-17	Manganese-54	-8.48E-02	1.45E+00	8.54E-01	pCi/L
DW1 Drinking Water(429885002) - DW	8-Aug-17	Manganese-54	-2.97E-01	1.31E+00	7.92E-01	pCi/L
DW1 Drinking Water(432124002) - DW	5-Sep-17	Manganese-54	-3.31E-01	1.32E+00	8.05E-01	pCi/L
DW1 Drinking Water(434625003) - DW	10-Oct-17	Manganese-54	-3.74E-01	1.37E+00	8.33E-01	pCi/L

2017 DCPD REMP Analysis Results Appendix A

DW1 Drinking Water(437138003) - DW	7-Nov-17	Manganese-54	-7.02E-01	1.73E+00	1.11E+00	pCi/L
DW1 Drinking Water(439155004) - DW	5-Dec-17	Manganese-54	-5.40E-01	1.76E+00	1.14E+00	pCi/L
DW1 Drinking Water(414165002) - DW	10-Jan-17	Nickel-63	-2.15E+01	3.77E+01	2.16E+01	pCi/L
DW1 Drinking Water(416025002) - DW	7-Feb-17	Nickel-63	-3.01E-01	3.57E+01	2.12E+01	pCi/L
DW1 Drinking Water(418006002) - DW	6-Mar-17	Nickel-63	-1.04E+01	3.52E+01	2.08E+01	pCi/L
DW1 Drinking Water(420547003) - DW	11-Apr-17	Nickel-63	-3.85E+00	3.09E+01	1.83E+01	pCi/L
DW1 Drinking Water(422990001) - DW	9-May-17	Nickel-63	-8.06E+00	2.20E+01	1.29E+01	pCi/L
DW1 Drinking Water(425023002) - DW	6-Jun-17	Nickel-63	-1.81E+01	3.78E+01	2.16E+01	pCi/L
DW1 Drinking Water(428036002) - DW	18-Jul-17	Nickel-63	-3.64E+00	3.15E+01	1.86E+01	pCi/L
DW1 Drinking Water(429885002) - DW	8-Aug-17	Nickel-63	-6.34E+00	3.32E+01	1.95E+01	pCi/L
DW1 Drinking Water(432124002) - DW	5-Sep-17	Nickel-63	4.93E-01	2.83E+01	1.69E+01	pCi/L
DW1 Drinking Water(434625003) - DW	10-Oct-17	Nickel-63	-2.16E+00	2.47E+01	1.47E+01	pCi/L
DW1 Drinking Water(437138003) - DW	7-Nov-17	Nickel-63	1.62E+01	2.53E+01	1.59E+01	pCi/L
DW1 Drinking Water(439155004) - DW	5-Dec-17	Nickel-63	8.60E+00	3.08E+01	1.88E+01	pCi/L
DW1 Drinking Water(414165002) - DW	10-Jan-17	Niobium-95	9.82E-01	2.02E+00	1.19E+00	pCi/L
DW1 Drinking Water(416025002) - DW	7-Feb-17	Niobium-95	-5.39E-01	1.71E+00	1.13E+00	pCi/L
DW1 Drinking Water(418006002) - DW	6-Mar-17	Niobium-95	1.04E-01	1.70E+00	1.16E+00	pCi/L
DW1 Drinking Water(420547003) - DW	11-Apr-17	Niobium-95	1.57E-01	1.41E+00	8.32E-01	pCi/L
DW1 Drinking Water(422990001) - DW	9-May-17	Niobium-95	-6.59E-02	1.50E+00	9.27E-01	pCi/L
DW1 Drinking Water(425023002) - DW	6-Jun-17	Niobium-95	4.36E-01	1.52E+00	9.14E-01	pCi/L
DW1 Drinking Water(428036002) - DW	18-Jul-17	Niobium-95	9.70E-02	1.78E+00	1.02E+00	pCi/L
DW1 Drinking Water(429885002) - DW	8-Aug-17	Niobium-95	2.76E-01	1.52E+00	9.31E-01	pCi/L
DW1 Drinking Water(432124002) - DW	5-Sep-17	Niobium-95	-3.03E-01	1.55E+00	1.13E+00	pCi/L
DW1 Drinking Water(434625003) - DW	10-Oct-17	Niobium-95	-5.17E-01	1.47E+00	9.73E-01	pCi/L
DW1 Drinking Water(437138003) - DW	7-Nov-17	Niobium-95	-1.55E+00	1.83E+00	1.83E+00	pCi/L
DW1 Drinking Water(439155004) - DW	5-Dec-17	Niobium-95	6.43E-01	1.90E+00	1.13E+00	pCi/L
DW1 Drinking Water(414165002) - DW	10-Jan-17	Total Strontium	2.88E-01	1.53E+00	9.36E-01	pCi/L
DW1 Drinking Water(416025002) - DW	7-Feb-17	Total Strontium	-2.36E-01	8.54E-01	4.85E-01	pCi/L
DW1 Drinking Water(418006002) - DW	6-Mar-17	Total Strontium	6.27E-01	8.84E-01	6.21E-01	pCi/L
DW1 Drinking Water(420547003) - DW	11-Apr-17	Total Strontium	-5.89E-01	1.47E+00	8.31E-01	pCi/L
DW1 Drinking Water(422990001) - DW	9-May-17	Total Strontium	-1.54E-01	5.82E-01	3.28E-01	pCi/L
DW1 Drinking Water(425023002) - DW	6-Jun-17	Total Strontium	-4.29E-01	1.06E+00	5.80E-01	pCi/L
DW1 Drinking Water(428036002) - DW	18-Jul-17	Total Strontium	-7.64E-01	1.12E+00	5.77E-01	pCi/L
DW1 Drinking Water(429885002) - DW	8-Aug-17	Total Strontium	-3.45E-01	1.19E+00	6.67E-01	pCi/L
DW1 Drinking Water(432124002) - DW	5-Sep-17	Total Strontium	-6.05E-03	1.74E+00	1.04E+00	pCi/L
DW1 Drinking Water(434625003) - DW	10-Oct-17	Total Strontium	-7.41E-01	1.15E+00	6.05E-01	pCi/L
DW1 Drinking Water(437138003) - DW	7-Nov-17	Total Strontium	-8.13E-01	8.54E-01	4.25E-01	pCi/L
DW1 Drinking Water(439155004) - DW	5-Dec-17	Total Strontium	-1.62E-01	5.58E-01	3.14E-01	pCi/L
DW1 Drinking Water(414165002) - DW	10-Jan-17	Tritium	1.28E+02	2.66E+02	1.66E+02	pCi/L
DW1 Drinking Water(416025002) - DW	7-Feb-17	Tritium	-7.70E+01	3.61E+02	2.11E+02	pCi/L
DW1 Drinking Water(418006002) - DW	6-Mar-17	Tritium	-1.41E+02	2.65E+02	1.52E+02	pCi/L
DW1 Drinking Water(420547003) - DW	11-Apr-17	Tritium	-1.48E+02	3.18E+02	1.83E+02	pCi/L
DW1 Drinking Water(422990001) - DW	9-May-17	Tritium	1.68E+02	2.79E+02	1.77E+02	pCi/L
DW1 Drinking Water(425023002) - DW	6-Jun-17	Tritium	1.17E+02	2.67E+02	1.65E+02	pCi/L
DW1 Drinking Water(428036002) - DW	18-Jul-17	Tritium	5.83E+01	3.09E+02	1.87E+02	pCi/L

2017 DCPD REMP Analysis Results Appendix A

DW1 Drinking Water(429885002) - DW	8-Aug-17	Tritium	4.81E+01	2.56E+02	1.55E+02	pCi/L
DW1 Drinking Water(432124002) - DW	5-Sep-17	Tritium	-9.07E+01	2.94E+02	1.71E+02	pCi/L
DW1 Drinking Water(434625003) - DW	10-Oct-17	Tritium	3.43E+01	3.05E+02	1.84E+02	pCi/L
DW1 Drinking Water(437138003) - DW	7-Nov-17	Tritium	-7.45E+01	2.61E+02	1.52E+02	pCi/L
DW1 Drinking Water(439155004) - DW	5-Dec-17	Tritium	-6.83E+01	2.93E+02	1.71E+02	pCi/L
DW1 Drinking Water(414165002) - DW	10-Jan-17	Zinc-65	-2.52E-01	3.42E+00	2.07E+00	pCi/L
DW1 Drinking Water(416025002) - DW	7-Feb-17	Zinc-65	-8.81E-01	3.47E+00	2.18E+00	pCi/L
DW1 Drinking Water(418006002) - DW	6-Mar-17	Zinc-65	1.10E+00	3.65E+00	2.10E+00	pCi/L
DW1 Drinking Water(420547003) - DW	11-Apr-17	Zinc-65	2.71E-01	2.78E+00	1.90E+00	pCi/L
DW1 Drinking Water(422990001) - DW	9-May-17	Zinc-65	-1.40E+00	2.60E+00	2.04E+00	pCi/L
DW1 Drinking Water(425023002) - DW	6-Jun-17	Zinc-65	-1.35E-01	3.00E+00	1.76E+00	pCi/L
DW1 Drinking Water(428036002) - DW	18-Jul-17	Zinc-65	-2.42E-01	3.38E+00	2.04E+00	pCi/L
DW1 Drinking Water(429885002) - DW	8-Aug-17	Zinc-65	-5.07E-01	2.73E+00	1.67E+00	pCi/L
DW1 Drinking Water(432124002) - DW	5-Sep-17	Zinc-65	-1.27E+00	2.89E+00	1.93E+00	pCi/L
DW1 Drinking Water(434625003) - DW	10-Oct-17	Zinc-65	5.57E-01	2.81E+00	1.85E+00	pCi/L
DW1 Drinking Water(437138003) - DW	7-Nov-17	Zinc-65	2.63E+00	3.21E+00	3.45E+00	pCi/L
DW1 Drinking Water(439155004) - DW	5-Dec-17	Zinc-65	-5.36E-01	3.53E+00	2.48E+00	pCi/L
DW1 Drinking Water(414165002) - DW	10-Jan-17	Zirconium-95	-1.33E+00	2.62E+00	1.75E+00	pCi/L
DW1 Drinking Water(416025002) - DW	7-Feb-17	Zirconium-95	-1.01E+00	2.99E+00	2.24E+00	pCi/L
DW1 Drinking Water(418006002) - DW	6-Mar-17	Zirconium-95	6.05E-01	3.11E+00	1.87E+00	pCi/L
DW1 Drinking Water(420547003) - DW	11-Apr-17	Zirconium-95	9.77E-01	2.62E+00	1.55E+00	pCi/L
DW1 Drinking Water(422990001) - DW	9-May-17	Zirconium-95	-6.30E-01	2.60E+00	1.68E+00	pCi/L
DW1 Drinking Water(425023002) - DW	6-Jun-17	Zirconium-95	-4.84E-01	2.58E+00	1.63E+00	pCi/L
DW1 Drinking Water(428036002) - DW	18-Jul-17	Zirconium-95	-3.82E-01	2.88E+00	1.71E+00	pCi/L
DW1 Drinking Water(429885002) - DW	8-Aug-17	Zirconium-95	2.86E-01	2.47E+00	1.51E+00	pCi/L
DW1 Drinking Water(432124002) - DW	5-Sep-17	Zirconium-95	1.79E+00	2.93E+00	2.49E+00	pCi/L
DW1 Drinking Water(434625003) - DW	10-Oct-17	Zirconium-95	8.19E-01	2.53E+00	1.55E+00	pCi/L
DW1 Drinking Water(437138003) - DW	7-Nov-17	Zirconium-95	1.13E+00	3.30E+00	1.91E+00	pCi/L
DW1 Drinking Water(439155004) - DW	5-Dec-17	Zirconium-95	1.40E+00	3.35E+00	2.00E+00	pCi/L

DY1 Drywell 115 - Monitoring Well

Sample Name	Date Collected	Nuclide	Result	MDC	2 Sigma TPU	Units
DY1 Drywell 115(415784001) - GW	31-Jan-17	BETA	2.12E+01	5.25E+00	5.35E+00	pCi/L
DY1 Drywell 115(423026001) - GW	4-May-17	BETA	5.47E+01	4.94E+00	1.05E+01	pCi/L
DY1 Drywell 115(431185001) - GW	15-Aug-17	BETA	5.01E+01	6.66E+00	9.78E+00	pCi/L
DY1 Drywell 115(436630001) - GW	24-Oct-17	BETA	5.88E+01	5.76E+00	1.09E+01	pCi/L
DY1 Drywell 115(415784001) - GW	31-Jan-17	Barium-140	4.65E+00	1.09E+01	6.48E+00	pCi/L
DY1 Drywell 115(423026001) - GW	4-May-17	Barium-140	2.18E-01	9.92E+00	6.02E+00	pCi/L
DY1 Drywell 115(431185001) - GW	15-Aug-17	Barium-140	6.72E+00	1.02E+01	6.52E+00	pCi/L
DY1 Drywell 115(436630001) - GW	24-Oct-17	Barium-140	-9.97E-01	9.34E+00	9.87E+00	pCi/L
DY1 Drywell 115(415784001) - GW	31-Jan-17	Cesium-134	1.35E+00	1.72E+00	1.29E+00	pCi/L
DY1 Drywell 115(423026001) - GW	4-May-17	Cesium-134	-8.20E-02	1.76E+00	1.02E+00	pCi/L
DY1 Drywell 115(431185001) - GW	15-Aug-17	Cesium-134	1.05E+00	1.97E+00	1.57E+00	pCi/L
DY1 Drywell 115(436630001) - GW	24-Oct-17	Cesium-134	-2.85E-01	1.75E+00	1.11E+00	pCi/L
DY1 Drywell 115(415784001) - GW	31-Jan-17	Cesium-137	2.00E-01	1.78E+00	1.17E+00	pCi/L

2017 DCPD REMP Analysis Results Appendix A

DY1 Drywell 115(423026001) - GW	4-May-17	Cesium-137	1.67E+00	1.67E+00	3.31E+00	pCi/L
DY1 Drywell 115(431185001) - GW	15-Aug-17	Cesium-137	1.69E+00	1.69E+00	1.88E+00	pCi/L
DY1 Drywell 115(436630001) - GW	24-Oct-17	Cesium-137	1.41E+00	1.92E+00	1.24E+00	pCi/L
DY1 Drywell 115(415784001) - GW	31-Jan-17	Cobalt-58	2.40E-01	1.71E+00	1.13E+00	pCi/L
DY1 Drywell 115(423026001) - GW	4-May-17	Cobalt-58	-1.36E+00	1.59E+00	1.19E+00	pCi/L
DY1 Drywell 115(431185001) - GW	15-Aug-17	Cobalt-58	3.01E-01	1.73E+00	9.99E-01	pCi/L
DY1 Drywell 115(436630001) - GW	24-Oct-17	Cobalt-58	1.46E-01	1.75E+00	1.07E+00	pCi/L
DY1 Drywell 115(415784001) - GW	31-Jan-17	Cobalt-60	-5.37E-01	1.85E+00	1.62E+00	pCi/L
DY1 Drywell 115(423026001) - GW	4-May-17	Cobalt-60	2.53E+00	2.53E+00	1.94E+00	pCi/L
DY1 Drywell 115(431185001) - GW	15-Aug-17	Cobalt-60	1.23E+00	2.11E+00	1.29E+00	pCi/L
DY1 Drywell 115(436630001) - GW	24-Oct-17	Cobalt-60	1.95E+00	2.16E+00	1.42E+00	pCi/L
DY1 Drywell 115(415784001) - GW	31-Jan-17	Iodine-131	6.79E-01	4.22E+00	2.42E+00	pCi/L
DY1 Drywell 115(423026001) - GW	4-May-17	Iodine-131	-2.19E-01	4.06E+00	2.45E+00	pCi/L
DY1 Drywell 115(431185001) - GW	15-Aug-17	Iodine-131	3.10E-01	3.55E+00	2.09E+00	pCi/L
DY1 Drywell 115(436630001) - GW	24-Oct-17	Iodine-131	-4.85E-04	3.66E+00	2.12E+00	pCi/L
DY1 Drywell 115(415784001) - GW	31-Jan-17	Iron-55	-1.89E+01	9.20E+01	6.32E+01	pCi/L
DY1 Drywell 115(423026001) - GW	4-May-17	Iron-55	3.56E+01	9.66E+01	7.21E+01	pCi/L
DY1 Drywell 115(431185001) - GW	15-Aug-17	Iron-55	1.11E+01	5.44E+01	3.81E+01	pCi/L
DY1 Drywell 115(436630001) - GW	24-Oct-17	Iron-55	8.19E+00	6.78E+01	5.03E+01	pCi/L
DY1 Drywell 115(415784001) - GW	31-Jan-17	Iron-59	-7.69E-01	3.24E+00	2.07E+00	pCi/L
DY1 Drywell 115(423026001) - GW	4-May-17	Iron-59	-6.88E-01	3.11E+00	2.18E+00	pCi/L
DY1 Drywell 115(431185001) - GW	15-Aug-17	Iron-59	-1.63E+00	3.16E+00	2.20E+00	pCi/L
DY1 Drywell 115(436630001) - GW	24-Oct-17	Iron-59	-1.26E-01	3.70E+00	2.18E+00	pCi/L
DY1 Drywell 115(415784001) - GW	31-Jan-17	Lanthanum-140	-2.79E+00	2.91E+00	2.31E+00	pCi/L
DY1 Drywell 115(423026001) - GW	4-May-17	Lanthanum-140	-4.95E+00	3.56E+00	5.25E+00	pCi/L
DY1 Drywell 115(431185001) - GW	15-Aug-17	Lanthanum-140	-7.35E-01	3.22E+00	1.99E+00	pCi/L
DY1 Drywell 115(436630001) - GW	24-Oct-17	Lanthanum-140	1.22E+00	2.92E+00	1.85E+00	pCi/L
DY1 Drywell 115(415784001) - GW	31-Jan-17	Manganese-54	-8.50E-01	1.53E+00	1.16E+00	pCi/L
DY1 Drywell 115(423026001) - GW	4-May-17	Manganese-54	6.60E-02	1.72E+00	9.89E-01	pCi/L
DY1 Drywell 115(431185001) - GW	15-Aug-17	Manganese-54	-2.73E-01	1.57E+00	9.52E-01	pCi/L
DY1 Drywell 115(436630001) - GW	24-Oct-17	Manganese-54	-1.33E-01	1.66E+00	1.17E+00	pCi/L
DY1 Drywell 115(415784001) - GW	31-Jan-17	Nickel-63	-9.95E+00	3.27E+01	1.91E+01	pCi/L
DY1 Drywell 115(423026001) - GW	4-May-17	Nickel-63	5.60E-01	2.23E+01	1.33E+01	pCi/L
DY1 Drywell 115(431185001) - GW	15-Aug-17	Nickel-63	-1.69E+01	2.56E+01	1.47E+01	pCi/L
DY1 Drywell 115(436630001) - GW	24-Oct-17	Nickel-63	3.20E+00	2.15E+01	1.29E+01	pCi/L
DY1 Drywell 115(415784001) - GW	31-Jan-17	Niobium-95	1.25E+00	1.85E+00	1.27E+00	pCi/L
DY1 Drywell 115(423026001) - GW	4-May-17	Niobium-95	2.42E-01	1.64E+00	1.94E+00	pCi/L
DY1 Drywell 115(431185001) - GW	15-Aug-17	Niobium-95	3.11E-02	1.76E+00	1.75E+00	pCi/L
DY1 Drywell 115(436630001) - GW	24-Oct-17	Niobium-95	-4.58E-01	1.91E+00	1.60E+00	pCi/L
DY1 Drywell 115(415784001) - GW	31-Jan-17	Total Strontium	-4.07E-01	6.62E-01	3.40E-01	pCi/L
DY1 Drywell 115(423026001) - GW	4-May-17	Total Strontium	1.32E-01	8.84E-01	5.46E-01	pCi/L
DY1 Drywell 115(431185001) - GW	15-Aug-17	Total Strontium	4.13E-01	5.70E-01	3.98E-01	pCi/L
DY1 Drywell 115(436630001) - GW	24-Oct-17	Total Strontium	1.17E-01	1.05E+00	6.47E-01	pCi/L
DY1 Drywell 115(415784001) - GW	31-Jan-17	Tritium	4.66E+04	3.45E+02	9.05E+03	pCi/L
DY1 Drywell 115(419551002) - GW	27-Mar-17	Tritium	3.32E+03	3.55E+02	7.27E+02	pCi/L

2017 DCPD REMP Analysis Results Appendix A

DY1 Drywell 115(419551003) - GW	27-Mar-17	Tritium	1.12E+04	3.53E+02	2.23E+03	pCi/L
DY1 Drywell 115(419551001) - GW	27-Mar-17	Tritium	4.24E+03	3.52E+02	8.97E+02	pCi/L
DY1 Drywell 115(423026001) - GW	4-May-17	Tritium	2.62E+03	2.76E+02	5.69E+02	pCi/L
DY1 Drywell 115(431185001) - GW	15-Aug-17	Tritium	3.76E+03	2.82E+02	7.81E+02	pCi/L
DY1 Drywell 115(436630001) - GW	24-Oct-17	Tritium	4.31E+03	2.80E+02	8.88E+02	pCi/L
DY1 Drywell 115(415784001) - GW	31-Jan-17	Zinc-65	-4.71E-02	3.26E+00	2.25E+00	pCi/L
DY1 Drywell 115(423026001) - GW	4-May-17	Zinc-65	7.02E-01	3.66E+00	2.38E+00	pCi/L
DY1 Drywell 115(431185001) - GW	15-Aug-17	Zinc-65	-1.08E+00	3.49E+00	2.25E+00	pCi/L
DY1 Drywell 115(436630001) - GW	24-Oct-17	Zinc-65	7.12E-01	3.75E+00	2.16E+00	pCi/L
DY1 Drywell 115(415784001) - GW	31-Jan-17	Zirconium-95	-3.96E-02	2.99E+00	1.78E+00	pCi/L
DY1 Drywell 115(423026001) - GW	4-May-17	Zirconium-95	-6.94E-01	3.03E+00	1.96E+00	pCi/L
DY1 Drywell 115(431185001) - GW	15-Aug-17	Zirconium-95	8.38E-01	3.06E+00	1.76E+00	pCi/L
DY1 Drywell 115(436630001) - GW	24-Oct-17	Zirconium-95	1.29E+00	3.10E+00	1.88E+00	pCi/L

GW1 Groundwater Monitoring Well 1

Sample Name	Date Collected	Nuclide	Result	MDC	2 Sigma TPU	Units
GW1 Groundwater Monitoring Well 1(415670002) - GW	30-Jan-17	BETA	1.98E+01	1.35E+01	9.60E+00	pCi/L
GW1 Groundwater Monitoring Well 1(422779001) - GW	4-May-17	BETA	1.28E+01	1.63E+01	1.04E+01	pCi/L
GW1 Groundwater Monitoring Well 1(430660001) - GW	15-Aug-17	BETA	1.72E+01	1.97E+01	1.26E+01	pCi/L
GW1 Groundwater Monitoring Well 1(436002002) - GW	24-Oct-17	BETA	2.36E+01	1.84E+01	1.24E+01	pCi/L
GW1 Groundwater Monitoring Well 1(415670002) - GW	30-Jan-17	Barium-140	7.76E+00	1.16E+01	8.07E+00	pCi/L
GW1 Groundwater Monitoring Well 1(422779001) - GW	4-May-17	Barium-140	3.01E-01	8.91E+00	5.19E+00	pCi/L
GW1 Groundwater Monitoring Well 1(430660001) - GW	15-Aug-17	Barium-140	-2.66E+00	9.92E+00	6.30E+00	pCi/L
GW1 Groundwater Monitoring Well 1(436002002) - GW	24-Oct-17	Barium-140	-2.20E+00	1.11E+01	6.85E+00	pCi/L
GW1 Groundwater Monitoring Well 1(415670002) - GW	30-Jan-17	Cesium-134	1.03E-01	2.07E+00	1.34E+00	pCi/L
GW1 Groundwater Monitoring Well 1(422779001) - GW	4-May-17	Cesium-134	-1.08E+00	1.53E+00	1.10E+00	pCi/L
GW1 Groundwater Monitoring Well 1(430660001) - GW	15-Aug-17	Cesium-134	1.69E-01	2.01E+00	1.16E+00	pCi/L
GW1 Groundwater Monitoring Well 1(436002002) - GW	24-Oct-17	Cesium-134	9.74E-01	2.32E+00	1.42E+00	pCi/L
GW1 Groundwater Monitoring Well 1(415670002) - GW	30-Jan-17	Cesium-137	4.17E-01	1.90E+00	1.28E+00	pCi/L
GW1 Groundwater Monitoring Well 1(422779001) - GW	4-May-17	Cesium-137	1.10E-01	1.62E+00	1.06E+00	pCi/L
GW1 Groundwater Monitoring Well 1(430660001) - GW	15-Aug-17	Cesium-137	8.93E-01	1.75E+00	1.20E+00	pCi/L
GW1 Groundwater Monitoring Well 1(436002002) - GW	24-Oct-17	Cesium-137	2.65E-01	1.82E+00	1.22E+00	pCi/L
GW1 Groundwater Monitoring Well 1(415670002) - GW	30-Jan-17	Cobalt-58	4.74E-01	1.82E+00	1.17E+00	pCi/L
GW1 Groundwater Monitoring Well 1(422779001) - GW	4-May-17	Cobalt-58	2.25E-01	1.56E+00	1.03E+00	pCi/L
GW1 Groundwater Monitoring Well 1(430660001) - GW	15-Aug-17	Cobalt-58	4.39E-01	1.80E+00	1.03E+00	pCi/L
GW1 Groundwater Monitoring Well 1(436002002) - GW	24-Oct-17	Cobalt-58	-3.93E-01	1.71E+00	1.24E+00	pCi/L
GW1 Groundwater Monitoring Well 1(415670002) - GW	30-Jan-17	Cobalt-60	-3.06E-01	2.02E+00	1.24E+00	pCi/L
GW1 Groundwater Monitoring Well 1(422779001) - GW	4-May-17	Cobalt-60	1.86E+00	1.86E+00	2.03E+00	pCi/L
GW1 Groundwater Monitoring Well 1(430660001) - GW	15-Aug-17	Cobalt-60	1.89E-01	1.89E+00	1.28E+00	pCi/L
GW1 Groundwater Monitoring Well 1(436002002) - GW	24-Oct-17	Cobalt-60	1.04E-01	2.07E+00	1.21E+00	pCi/L
GW1 Groundwater Monitoring Well 1(415670002) - GW	30-Jan-17	Iodine-131	1.67E+00	4.44E+00	2.65E+00	pCi/L
GW1 Groundwater Monitoring Well 1(422779001) - GW	4-May-17	Iodine-131	-1.73E-01	3.42E+00	1.97E+00	pCi/L
GW1 Groundwater Monitoring Well 1(430660001) - GW	15-Aug-17	Iodine-131	4.43E-03	3.75E+00	2.22E+00	pCi/L
GW1 Groundwater Monitoring Well 1(436002002) - GW	24-Oct-17	Iodine-131	4.53E+00	4.53E+00	5.34E+00	pCi/L
GW1 Groundwater Monitoring Well 1(415670002) - GW	30-Jan-17	Iron-55	-4.44E+01	8.74E+01	5.80E+01	pCi/L

2017 DCPD REMP Analysis Results Appendix A

GW1 Groundwater Monitoring Well 1(422779001) - GW	4-May-17	Iron-55	1.93E+01	7.05E+01	5.25E+01	pCi/L
GW1 Groundwater Monitoring Well 1(430660001) - GW	15-Aug-17	Iron-55	2.87E+01	5.42E+01	3.90E+01	pCi/L
GW1 Groundwater Monitoring Well 1(436002002) - GW	24-Oct-17	Iron-55	2.68E+01	7.04E+01	5.30E+01	pCi/L
GW1 Groundwater Monitoring Well 1(415670002) - GW	30-Jan-17	Iron-59	-2.51E+00	3.71E+00	2.63E+00	pCi/L
GW1 Groundwater Monitoring Well 1(422779001) - GW	4-May-17	Iron-59	-1.44E+00	2.75E+00	2.16E+00	pCi/L
GW1 Groundwater Monitoring Well 1(430660001) - GW	15-Aug-17	Iron-59	1.24E+00	3.92E+00	2.30E+00	pCi/L
GW1 Groundwater Monitoring Well 1(436002002) - GW	24-Oct-17	Iron-59	-6.60E-01	3.66E+00	2.21E+00	pCi/L
GW1 Groundwater Monitoring Well 1(415670002) - GW	30-Jan-17	Lanthanum-140	5.61E-01	3.73E+00	2.54E+00	pCi/L
GW1 Groundwater Monitoring Well 1(422779001) - GW	4-May-17	Lanthanum-140	-2.98E-02	2.57E+00	1.70E+00	pCi/L
GW1 Groundwater Monitoring Well 1(430660001) - GW	15-Aug-17	Lanthanum-140	1.01E+00	3.66E+00	2.18E+00	pCi/L
GW1 Groundwater Monitoring Well 1(436002002) - GW	24-Oct-17	Lanthanum-140	2.21E+00	3.74E+00	2.94E+00	pCi/L
GW1 Groundwater Monitoring Well 1(415670002) - GW	30-Jan-17	Manganese-54	-4.26E-01	1.97E+00	1.18E+00	pCi/L
GW1 Groundwater Monitoring Well 1(422779001) - GW	4-May-17	Manganese-54	-4.29E-01	1.47E+00	9.29E-01	pCi/L
GW1 Groundwater Monitoring Well 1(430660001) - GW	15-Aug-17	Manganese-54	4.53E-01	1.72E+00	9.93E-01	pCi/L
GW1 Groundwater Monitoring Well 1(436002002) - GW	24-Oct-17	Manganese-54	-1.73E-01	1.70E+00	1.06E+00	pCi/L
GW1 Groundwater Monitoring Well 1(415670002) - GW	30-Jan-17	Nickel-63	8.73E-02	3.64E+01	2.17E+01	pCi/L
GW1 Groundwater Monitoring Well 1(422779001) - GW	4-May-17	Nickel-63	-7.02E+00	3.49E+01	2.04E+01	pCi/L
GW1 Groundwater Monitoring Well 1(430660001) - GW	15-Aug-17	Nickel-63	-1.09E+01	2.42E+01	1.41E+01	pCi/L
GW1 Groundwater Monitoring Well 1(436002002) - GW	24-Oct-17	Nickel-63	-7.00E+00	3.35E+01	1.97E+01	pCi/L
GW1 Groundwater Monitoring Well 1(415670002) - GW	30-Jan-17	Niobium-95	2.21E+00	2.42E+00	1.82E+00	pCi/L
GW1 Groundwater Monitoring Well 1(422779001) - GW	4-May-17	Niobium-95	1.21E-01	1.82E+00	1.83E+00	pCi/L
GW1 Groundwater Monitoring Well 1(430660001) - GW	15-Aug-17	Niobium-95	9.10E-01	1.99E+00	1.30E+00	pCi/L
GW1 Groundwater Monitoring Well 1(436002002) - GW	24-Oct-17	Niobium-95	9.34E-01	1.96E+00	1.32E+00	pCi/L
GW1 Groundwater Monitoring Well 1(415670002) - GW	30-Jan-17	Total Strontium	-8.90E-01	8.15E-01	3.90E-01	pCi/L
GW1 Groundwater Monitoring Well 1(422779001) - GW	4-May-17	Total Strontium	4.70E-01	1.07E+00	6.91E-01	pCi/L
GW1 Groundwater Monitoring Well 1(430660001) - GW	15-Aug-17	Total Strontium	-2.09E-01	9.07E-01	5.14E-01	pCi/L
GW1 Groundwater Monitoring Well 1(436002002) - GW	24-Oct-17	Total Strontium	1.18E-01	8.80E-01	5.49E-01	pCi/L
GW1 Groundwater Monitoring Well 1(415670002) - GW	30-Jan-17	Tritium	1.74E+02	3.07E+02	1.93E+02	pCi/L
GW1 Groundwater Monitoring Well 1(422779001) - GW	4-May-17	Tritium	2.08E+02	2.62E+02	1.71E+02	pCi/L
GW1 Groundwater Monitoring Well 1(430660001) - GW	15-Aug-17	Tritium	1.67E+02	2.89E+02	1.82E+02	pCi/L
GW1 Groundwater Monitoring Well 1(436002002) - GW	24-Oct-17	Tritium	2.65E+01	2.72E+02	1.64E+02	pCi/L
GW1 Groundwater Monitoring Well 1(415670002) - GW	30-Jan-17	Zinc-65	1.94E+00	4.19E+00	2.78E+00	pCi/L
GW1 Groundwater Monitoring Well 1(422779001) - GW	4-May-17	Zinc-65	-1.94E+00	2.98E+00	2.42E+00	pCi/L
GW1 Groundwater Monitoring Well 1(430660001) - GW	15-Aug-17	Zinc-65	-8.26E-02	3.75E+00	2.55E+00	pCi/L
GW1 Groundwater Monitoring Well 1(436002002) - GW	24-Oct-17	Zinc-65	4.77E-01	3.79E+00	2.46E+00	pCi/L
GW1 Groundwater Monitoring Well 1(415670002) - GW	30-Jan-17	Zirconium-95	2.82E+00	3.59E+00	2.62E+00	pCi/L
GW1 Groundwater Monitoring Well 1(422779001) - GW	4-May-17	Zirconium-95	3.97E-01	2.88E+00	1.70E+00	pCi/L
GW1 Groundwater Monitoring Well 1(430660001) - GW	15-Aug-17	Zirconium-95	-1.51E-01	3.12E+00	3.31E+00	pCi/L
GW1 Groundwater Monitoring Well 1(436002002) - GW	24-Oct-17	Zirconium-95	1.06E+00	3.31E+00	2.00E+00	pCi/L

2017 DCPD REMP Analysis Results Appendix A

GW2 Groundwater Monitoring Well 2

Sample Name	Date Collected	Nuclide	Result	MDC	2 Sigma TPU	Units
GW2 Groundwater Monitoring Well 2(415670001) - GW	30-Jan-17	BETA	7.19E+00	4.16E+00	3.16E+00	pCi/L
GW2 Groundwater Monitoring Well 2(422779002) - GW	4-May-17	BETA	2.45E+01	5.14E+00	5.64E+00	pCi/L
GW2 Groundwater Monitoring Well 2(430660002) - GW	15-Aug-17	BETA	1.68E+01	7.45E+00	5.62E+00	pCi/L
GW2 Groundwater Monitoring Well 2(436002003) - GW	24-Oct-17	BETA	1.68E+01	5.57E+00	4.77E+00	pCi/L
GW2 Groundwater Monitoring Well 2(415670001) - GW	30-Jan-17	Barium-140	2.48E+00	1.05E+01	6.31E+00	pCi/L
GW2 Groundwater Monitoring Well 2(422779002) - GW	4-May-17	Barium-140	5.60E+00	9.48E+00	5.92E+00	pCi/L
GW2 Groundwater Monitoring Well 2(430660002) - GW	15-Aug-17	Barium-140	-8.41E-01	1.07E+01	6.37E+00	pCi/L
GW2 Groundwater Monitoring Well 2(436002003) - GW	24-Oct-17	Barium-140	-7.96E-01	1.07E+01	6.56E+00	pCi/L
GW2 Groundwater Monitoring Well 2(415670001) - GW	30-Jan-17	Cesium-134	-2.20E-01	1.84E+00	1.08E+00	pCi/L
GW2 Groundwater Monitoring Well 2(422779002) - GW	4-May-17	Cesium-134	7.56E-01	1.76E+00	1.07E+00	pCi/L
GW2 Groundwater Monitoring Well 2(430660002) - GW	15-Aug-17	Cesium-134	1.03E-02	1.97E+00	1.19E+00	pCi/L
GW2 Groundwater Monitoring Well 2(436002003) - GW	24-Oct-17	Cesium-134	1.79E-01	2.23E+00	1.28E+00	pCi/L
GW2 Groundwater Monitoring Well 2(415670001) - GW	30-Jan-17	Cesium-137	9.23E-01	1.77E+00	1.10E+00	pCi/L
GW2 Groundwater Monitoring Well 2(422779002) - GW	4-May-17	Cesium-137	-2.50E-01	1.73E+00	1.08E+00	pCi/L
GW2 Groundwater Monitoring Well 2(430660002) - GW	15-Aug-17	Cesium-137	1.02E+00	1.86E+00	1.73E+00	pCi/L
GW2 Groundwater Monitoring Well 2(436002003) - GW	24-Oct-17	Cesium-137	-2.30E-01	1.92E+00	1.21E+00	pCi/L
GW2 Groundwater Monitoring Well 2(415670001) - GW	30-Jan-17	Cobalt-58	-4.86E-01	1.63E+00	1.00E+00	pCi/L
GW2 Groundwater Monitoring Well 2(422779002) - GW	4-May-17	Cobalt-58	-2.72E-01	1.57E+00	9.94E-01	pCi/L
GW2 Groundwater Monitoring Well 2(430660002) - GW	15-Aug-17	Cobalt-58	-2.04E-01	1.81E+00	1.12E+00	pCi/L
GW2 Groundwater Monitoring Well 2(436002003) - GW	24-Oct-17	Cobalt-58	1.26E-01	2.12E+00	1.22E+00	pCi/L
GW2 Groundwater Monitoring Well 2(415670001) - GW	30-Jan-17	Cobalt-60	-7.59E-01	1.57E+00	1.07E+00	pCi/L
GW2 Groundwater Monitoring Well 2(422779002) - GW	4-May-17	Cobalt-60	1.89E-01	1.68E+00	9.75E-01	pCi/L
GW2 Groundwater Monitoring Well 2(430660002) - GW	15-Aug-17	Cobalt-60	-3.09E-01	1.79E+00	1.09E+00	pCi/L
GW2 Groundwater Monitoring Well 2(436002003) - GW	24-Oct-17	Cobalt-60	6.39E-01	2.14E+00	1.41E+00	pCi/L
GW2 Groundwater Monitoring Well 2(415670001) - GW	30-Jan-17	Iodine-131	8.36E-01	3.79E+00	2.26E+00	pCi/L
GW2 Groundwater Monitoring Well 2(422779002) - GW	4-May-17	Iodine-131	-6.43E-01	3.21E+00	1.95E+00	pCi/L
GW2 Groundwater Monitoring Well 2(430660002) - GW	15-Aug-17	Iodine-131	-1.03E+00	4.18E+00	2.52E+00	pCi/L
GW2 Groundwater Monitoring Well 2(436002003) - GW	24-Oct-17	Iodine-131	1.91E-01	4.15E+00	2.43E+00	pCi/L
GW2 Groundwater Monitoring Well 2(415670001) - GW	30-Jan-17	Iron-55	-2.25E+01	8.41E+01	5.71E+01	pCi/L
GW2 Groundwater Monitoring Well 2(422779002) - GW	4-May-17	Iron-55	2.89E+01	7.09E+01	5.34E+01	pCi/L
GW2 Groundwater Monitoring Well 2(430660002) - GW	15-Aug-17	Iron-55	3.96E+00	5.41E+01	3.72E+01	pCi/L
GW2 Groundwater Monitoring Well 2(436002003) - GW	24-Oct-17	Iron-55	4.09E+00	6.80E+01	5.02E+01	pCi/L
GW2 Groundwater Monitoring Well 2(415670001) - GW	30-Jan-17	Iron-59	-6.09E-01	3.37E+00	2.05E+00	pCi/L
GW2 Groundwater Monitoring Well 2(422779002) - GW	4-May-17	Iron-59	-2.04E+00	3.06E+00	2.44E+00	pCi/L
GW2 Groundwater Monitoring Well 2(430660002) - GW	15-Aug-17	Iron-59	1.06E-01	4.03E+00	2.32E+00	pCi/L
GW2 Groundwater Monitoring Well 2(436002003) - GW	24-Oct-17	Iron-59	-2.04E+00	3.91E+00	2.70E+00	pCi/L
GW2 Groundwater Monitoring Well 2(415670001) - GW	30-Jan-17	Lanthanum-140	-5.99E-02	2.88E+00	1.80E+00	pCi/L
GW2 Groundwater Monitoring Well 2(422779002) - GW	4-May-17	Lanthanum-140	-1.24E+00	2.83E+00	1.90E+00	pCi/L
GW2 Groundwater Monitoring Well 2(430660002) - GW	15-Aug-17	Lanthanum-140	-7.28E-01	3.78E+00	2.35E+00	pCi/L
GW2 Groundwater Monitoring Well 2(436002003) - GW	24-Oct-17	Lanthanum-140	1.03E+00	4.45E+00	2.59E+00	pCi/L
GW2 Groundwater Monitoring Well 2(415670001) - GW	30-Jan-17	Manganese-54	9.61E-01	1.77E+00	1.06E+00	pCi/L
GW2 Groundwater Monitoring Well 2(422779002) - GW	4-May-17	Manganese-54	-8.96E-01	1.52E+00	1.09E+00	pCi/L
GW2 Groundwater Monitoring Well 2(430660002) - GW	15-Aug-17	Manganese-54	4.81E-01	1.83E+00	1.10E+00	pCi/L

2017 DCPD REMP Analysis Results Appendix A

GW2 Groundwater Monitoring Well 2(436002003) - GW	24-Oct-17	Manganese-54	-6.16E-01	1.89E+00	1.18E+00	pCi/L
GW2 Groundwater Monitoring Well 2(415670001) - GW	30-Jan-17	Nickel-63	3.32E+00	3.14E+01	1.89E+01	pCi/L
GW2 Groundwater Monitoring Well 2(422779002) - GW	4-May-17	Nickel-63	2.31E+00	3.54E+01	2.12E+01	pCi/L
GW2 Groundwater Monitoring Well 2(430660002) - GW	15-Aug-17	Nickel-63	-1.47E+01	2.32E+01	1.34E+01	pCi/L
GW2 Groundwater Monitoring Well 2(436002003) - GW	24-Oct-17	Nickel-63	8.04E+00	3.42E+01	2.07E+01	pCi/L
GW2 Groundwater Monitoring Well 2(415670001) - GW	30-Jan-17	Niobium-95	1.48E-01	1.72E+00	9.85E-01	pCi/L
GW2 Groundwater Monitoring Well 2(422779002) - GW	4-May-17	Niobium-95	-4.12E-03	1.69E+00	1.16E+00	pCi/L
GW2 Groundwater Monitoring Well 2(430660002) - GW	15-Aug-17	Niobium-95	6.69E-01	2.01E+00	1.33E+00	pCi/L
GW2 Groundwater Monitoring Well 2(436002003) - GW	24-Oct-17	Niobium-95	5.10E-01	2.12E+00	1.36E+00	pCi/L
GW2 Groundwater Monitoring Well 2(415670001) - GW	30-Jan-17	Total Strontium	-1.44E-01	7.48E-01	4.28E-01	pCi/L
GW2 Groundwater Monitoring Well 2(422779002) - GW	4-May-17	Total Strontium	-6.54E-01	1.17E+00	6.35E-01	pCi/L
GW2 Groundwater Monitoring Well 2(430660002) - GW	15-Aug-17	Total Strontium	2.34E-01	9.92E-01	6.18E-01	pCi/L
GW2 Groundwater Monitoring Well 2(436002003) - GW	24-Oct-17	Total Strontium	-2.55E-01	9.58E-01	5.18E-01	pCi/L
GW2 Groundwater Monitoring Well 2(415670001) - GW	30-Jan-17	Tritium	-1.00E+02	3.05E+02	1.77E+02	pCi/L
GW2 Groundwater Monitoring Well 2(422779002) - GW	4-May-17	Tritium	9.84E+01	2.50E+02	1.55E+02	pCi/L
GW2 Groundwater Monitoring Well 2(430660002) - GW	15-Aug-17	Tritium	1.01E+02	2.83E+02	1.74E+02	pCi/L
GW2 Groundwater Monitoring Well 2(436002003) - GW	24-Oct-17	Tritium	8.16E+01	2.79E+02	1.70E+02	pCi/L
GW2 Groundwater Monitoring Well 2(415670001) - GW	30-Jan-17	Zinc-65	-6.17E-01	3.44E+00	2.38E+00	pCi/L
GW2 Groundwater Monitoring Well 2(422779002) - GW	4-May-17	Zinc-65	3.81E-01	3.17E+00	2.06E+00	pCi/L
GW2 Groundwater Monitoring Well 2(430660002) - GW	15-Aug-17	Zinc-65	3.08E+00	4.25E+00	2.81E+00	pCi/L
GW2 Groundwater Monitoring Well 2(436002003) - GW	24-Oct-17	Zinc-65	1.47E+00	4.64E+00	3.06E+00	pCi/L
GW2 Groundwater Monitoring Well 2(415670001) - GW	30-Jan-17	Zirconium-95	-1.67E+00	2.63E+00	1.93E+00	pCi/L
GW2 Groundwater Monitoring Well 2(422779002) - GW	4-May-17	Zirconium-95	-8.88E-01	2.76E+00	2.04E+00	pCi/L
GW2 Groundwater Monitoring Well 2(430660002) - GW	15-Aug-17	Zirconium-95	-6.99E-01	3.11E+00	1.97E+00	pCi/L
GW2 Groundwater Monitoring Well 2(436002003) - GW	24-Oct-17	Zirconium-95	1.02E+00	3.91E+00	2.24E+00	pCi/L

JDM Johe Deer Meat

Sample Name	Date Collected	Nuclide	Result	MDC	2 Sigma TPU	Units
JDM Johe Deer Meat(433539001) - MT	26-Sep-17	Cesium-134	-9.30E-01	3.50E+00	2.29E+00	pCi/kg
JDM Johe Deer Meat(433539002) - MT	26-Sep-17	Cesium-134	7.10E+00	1.17E+01	7.42E+00	pCi/kg
JDM Johe Deer Meat(433539001) - MT	26-Sep-17	Cesium-137	1.34E+00	3.56E+00	2.16E+00	pCi/kg
JDM Johe Deer Meat(433539002) - MT	26-Sep-17	Cesium-137	7.12E+00	1.14E+01	7.09E+00	pCi/kg
JDM Johe Deer Meat(433539001) - MT	26-Sep-17	Cobalt-58	1.19E+00	3.38E+00	1.94E+00	pCi/kg
JDM Johe Deer Meat(433539002) - MT	26-Sep-17	Cobalt-58	-3.26E-01	1.06E+01	6.13E+00	pCi/kg
JDM Johe Deer Meat(433539001) - MT	26-Sep-17	Cobalt-60	-6.14E-01	3.85E+00	2.36E+00	pCi/kg
JDM Johe Deer Meat(433539002) - MT	26-Sep-17	Cobalt-60	-2.79E+00	1.03E+01	6.69E+00	pCi/kg
JDM Johe Deer Meat(433539001) - MT	26-Sep-17	Iodine-131	4.48E-01	5.08E+00	3.00E+00	pCi/kg
JDM Johe Deer Meat(433539002) - MT	26-Sep-17	Iodine-131	-8.49E-01	1.83E+01	1.08E+01	pCi/kg
JDM Johe Deer Meat(433539001) - MT	26-Sep-17	Total Strontium	-1.17E+02	8.80E+01	3.65E+01	pCi/kg
JDM Johe Deer Meat(433539002) - MT	26-Sep-17	Total Strontium	-1.36E+02	1.30E+02	6.33E+01	pCi/kg

2017 DCPD REMP Analysis Results Appendix A

MDO Montana de Oro Beach Sand

Sample Name	Date Collected	Nuclide	Result	MDC	2 Sigma TPU	Units
MDO Montana de Oro(419021003) - SD	16-Mar-17	Barium-140	0.00E+00	1.74E+02	0.00E+00	pCi/kg
MDO Montana de Oro(431150001) - SD	24-Aug-17	Barium-140	6.61E+01	4.07E+02	2.28E+02	pCi/kg
MDO Montana de Oro(419021003) - SD	16-Mar-17	Cesium-134	5.87E+01	5.87E+01	6.41E+01	pCi/kg
MDO Montana de Oro(431150001) - SD	24-Aug-17	Cesium-134	4.65E+00	4.75E+01	2.76E+01	pCi/kg
MDO Montana de Oro(419021003) - SD	16-Mar-17	Cesium-137	2.20E+01	4.95E+01	2.83E+01	pCi/kg
MDO Montana de Oro(431150001) - SD	24-Aug-17	Cesium-137	2.32E+01	6.05E+01	3.32E+01	pCi/kg
MDO Montana de Oro(419021003) - SD	16-Mar-17	Cobalt-58	1.97E+00	3.74E+01	2.11E+01	pCi/kg
MDO Montana de Oro(431150001) - SD	24-Aug-17	Cobalt-58	8.86E-01	5.37E+01	3.03E+01	pCi/kg
MDO Montana de Oro(419021003) - SD	16-Mar-17	Cobalt-60	7.25E+00	4.84E+01	2.78E+01	pCi/kg
MDO Montana de Oro(431150001) - SD	24-Aug-17	Cobalt-60	-4.89E+00	6.21E+01	3.87E+01	pCi/kg
MDO Montana de Oro(419021003) - SD	16-Mar-17	Iron-55	1.19E+04	1.59E+04	1.18E+04	pCi/kg
MDO Montana de Oro(431150001) - SD	24-Aug-17	Iron-55	-4.97E+03	1.07E+04	6.83E+03	pCi/kg
MDO Montana de Oro(419021003) - SD	16-Mar-17	Iron-59	8.48E+00	8.63E+01	4.96E+01	pCi/kg
MDO Montana de Oro(431150001) - SD	24-Aug-17	Iron-59	1.14E+02	1.56E+02	8.38E+01	pCi/kg
MDO Montana de Oro(419021003) - SD	16-Mar-17	Lanthanum-140	-6.15E+01	5.30E+01	5.39E+01	pCi/kg
MDO Montana de Oro(431150001) - SD	24-Aug-17	Lanthanum-140	-1.47E+01	8.68E+01	5.77E+01	pCi/kg
MDO Montana de Oro(419021003) - SD	16-Mar-17	Manganese-54	1.50E+01	4.49E+01	2.45E+01	pCi/kg
MDO Montana de Oro(431150001) - SD	24-Aug-17	Manganese-54	8.98E+00	5.73E+01	3.13E+01	pCi/kg
MDO Montana de Oro(419021003) - SD	16-Mar-17	Nickel-63	-6.28E+02	2.58E+03	1.53E+03	pCi/kg
MDO Montana de Oro(431150001) - SD	24-Aug-17	Nickel-63	7.56E+01	1.54E+03	9.22E+02	pCi/kg
MDO Montana de Oro(419021003) - SD	16-Mar-17	Niobium-95	3.09E+00	4.99E+01	3.00E+01	pCi/kg
MDO Montana de Oro(431150001) - SD	24-Aug-17	Niobium-95	2.62E+01	5.62E+01	2.98E+01	pCi/kg
MDO Montana de Oro(419021003) - SD	16-Mar-17	Total Strontium	-2.73E+02	7.91E+02	4.12E+02	pCi/kg
MDO Montana de Oro(431150001) - SD	24-Aug-17	Total Strontium	-2.15E+02	6.15E+02	3.36E+02	pCi/kg
MDO Montana de Oro(419021003) - SD	16-Mar-17	Zinc-65	-9.04E+00	7.08E+01	5.11E+01	pCi/kg
MDO Montana de Oro(431150001) - SD	24-Aug-17	Zinc-65	3.33E+01	1.11E+02	6.30E+01	pCi/kg
MDO Montana de Oro(419021003) - SD	16-Mar-17	Zirconium-95	-1.03E+01	7.08E+01	4.54E+01	pCi/kg
MDO Montana de Oro(431150001) - SD	24-Aug-17	Zirconium-95	2.26E+01	7.08E+01	3.82E+01	pCi/kg

MT1 Meteorological Tower - Air Cartridge

Sample Name	Date Collected	Nuclide	Result	MDC	2 Sigma TPU	Units
MT1 Meteorological Tower(414169017) - AC	7-Jan-17	Iodine-131	-3.46E-04	8.24E-03	4.91E-03	pCi/m3
MT1 Meteorological Tower(414605017) - AC	14-Jan-17	Iodine-131	2.50E-03	9.47E-03	5.26E-03	pCi/m3
MT1 Meteorological Tower(415087017) - AC	21-Jan-17	Iodine-131	2.75E-03	9.72E-03	5.44E-03	pCi/m3
MT1 Meteorological Tower(415570017) - AC	28-Jan-17	Iodine-131	-2.65E-03	9.81E-03	6.38E-03	pCi/m3
MT1 Meteorological Tower(416000017) - AC	4-Feb-17	Iodine-131	1.93E-03	8.01E-03	4.33E-03	pCi/m3
MT1 Meteorological Tower(416798017) - AC	11-Feb-17	Iodine-131	-1.39E-03	7.17E-03	4.50E-03	pCi/m3
MT1 Meteorological Tower(417215017) - AC	18-Feb-17	Iodine-131	-3.25E-03	6.27E-03	4.61E-03	pCi/m3
MT1 Meteorological Tower(417655017) - AC	25-Feb-17	Iodine-131	-1.87E-03	5.31E-03	3.67E-03	pCi/m3
MT1 Meteorological Tower(418228017) - AC	4-Mar-17	Iodine-131	-9.25E-04	7.56E-03	5.14E-03	pCi/m3
MT1 Meteorological Tower(418721018) - AC	11-Mar-17	Iodine-131	-4.33E-03	6.84E-03	6.78E-03	pCi/m3
MT1 Meteorological Tower(419121017) - AC	18-Mar-17	Iodine-131	-4.64E-03	7.09E-03	5.51E-03	pCi/m3
MT1 Meteorological Tower(419581016) - AC	25-Mar-17	Iodine-131	-3.01E-03	1.48E-02	9.27E-03	pCi/m3

2017 DCPD REMP Analysis Results Appendix A

MT1 Meteorological Tower(419998017) - AC	1-Apr-17	Iodine-131	-1.42E-03	6.72E-03	4.35E-03	pCi/m3
MT1 Meteorological Tower(420558016) - AC	8-Apr-17	Iodine-131	3.03E-04	8.72E-03	5.16E-03	pCi/m3
MT1 Meteorological Tower(421106017) - AC	15-Apr-17	Iodine-131	-5.97E-04	7.76E-03	4.60E-03	pCi/m3
MT1 Meteorological Tower(421880015) - AC	22-Apr-17	Iodine-131	-2.76E-03	8.79E-03	5.90E-03	pCi/m3
MT1 Meteorological Tower(422342017) - AC	29-Apr-17	Iodine-131	-5.05E-03	9.49E-03	7.64E-03	pCi/m3
MT1 Meteorological Tower(422974017) - AC	6-May-17	Iodine-131	-1.25E-03	7.35E-03	4.57E-03	pCi/m3
MT1 Meteorological Tower(423473017) - AC	13-May-17	Iodine-131	-1.01E-03	6.11E-03	3.77E-03	pCi/m3
MT1 Meteorological Tower(424024017) - AC	20-May-17	Iodine-131	-3.89E-03	7.16E-03	5.31E-03	pCi/m3
MT1 Meteorological Tower(424467017) - AC	28-May-17	Iodine-131	-1.32E-03	6.75E-03	4.88E-03	pCi/m3
MT1 Meteorological Tower(425007016) - AC	4-Jun-17	Iodine-131	1.15E-03	7.99E-03	4.66E-03	pCi/m3
MT1 Meteorological Tower(425188018) - AC	10-Jun-17	Iodine-131	-2.77E-03	3.80E-03	4.32E-03	pCi/m3
MT1 Meteorological Tower(426242017) - AC	17-Jun-17	Iodine-131	-3.41E-03	1.02E-02	6.78E-03	pCi/m3
MT1 Meteorological Tower(426509016) - AC	24-Jun-17	Iodine-131	3.45E-04	6.40E-03	3.64E-03	pCi/m3
MT1 Meteorological Tower(427260017) - AC	1-Jul-17	Iodine-131	2.33E-04	9.87E-03	5.65E-03	pCi/m3
MT1 Meteorological Tower(427172012) - AC	8-Jul-17	Iodine-131	3.58E-04	7.59E-03	4.34E-03	pCi/m3
MT1 Meteorological Tower(428165016) - AC	15-Jul-17	Iodine-131	-1.56E-03	7.23E-03	4.66E-03	pCi/m3
MT1 Meteorological Tower(428771016) - AC	22-Jul-17	Iodine-131	-2.08E-03	7.76E-03	4.97E-03	pCi/m3
MT1 Meteorological Tower(429647016) - AC	29-Jul-17	Iodine-131	2.65E-03	1.44E-02	8.25E-03	pCi/m3
MT1 Meteorological Tower(430026005) - AC	5-Aug-17	Iodine-131	2.05E-03	9.28E-03	5.18E-03	pCi/m3
MT1 Meteorological Tower(430661016) - AC	12-Aug-17	Iodine-131	2.66E-03	7.67E-03	4.17E-03	pCi/m3
MT1 Meteorological Tower(431149001) - AC	19-Aug-17	Iodine-131	6.79E-03	2.06E-02	1.13E-02	pCi/m3
MT1 Meteorological Tower(431732016) - AC	26-Aug-17	Iodine-131	2.94E-03	1.05E-02	5.85E-03	pCi/m3
MT1 Meteorological Tower(432171001) - AC	2-Sep-17	Iodine-131	-2.70E-03	7.42E-03	4.83E-03	pCi/m3
MT1 Meteorological Tower(432554016) - AC	9-Sep-17	Iodine-131	-1.19E-03	9.00E-03	5.55E-03	pCi/m3
MT1 Meteorological Tower(433050002) - AC	16-Sep-17	Iodine-131	-1.04E-03	7.59E-03	4.62E-03	pCi/m3
MT1 Meteorological Tower(433619016) - AC	23-Sep-17	Iodine-131	4.65E-03	1.03E-02	6.57E-03	pCi/m3
MT1 Meteorological Tower(434138016) - AC	30-Sep-17	Iodine-131	-1.88E-03	9.66E-03	6.20E-03	pCi/m3
MT1 Meteorological Tower(434739016) - AC	7-Oct-17	Iodine-131	-2.01E-03	1.30E-02	7.95E-03	pCi/m3
MT1 Meteorological Tower(435277001) - AC	14-Oct-17	Iodine-131	-1.75E-03	7.13E-03	4.55E-03	pCi/m3
MT1 Meteorological Tower(436040016) - AC	21-Oct-17	Iodine-131	-5.39E-03	6.65E-03	5.43E-03	pCi/m3
MT1 Meteorological Tower(436579016) - AC	28-Oct-17	Iodine-131	9.10E-04	1.08E-02	6.35E-03	pCi/m3
MT1 Meteorological Tower(437170016) - AC	4-Nov-17	Iodine-131	-6.99E-04	1.02E-02	6.34E-03	pCi/m3
MT1 Meteorological Tower(437862001) - AC	11-Nov-17	Iodine-131	-6.26E-03	5.94E-03	6.07E-03	pCi/m3
MT1 Meteorological Tower(438766017) - AC	18-Nov-17	Iodine-131	2.27E-03	1.86E-02	1.06E-02	pCi/m3
MT1 Meteorological Tower(438751001) - AC	25-Nov-17	Iodine-131	-9.33E-04	6.25E-03	3.77E-03	pCi/m3
MT1 Meteorological Tower(439173016) - AC	2-Dec-17	Iodine-131	-3.13E-03	7.50E-03	5.17E-03	pCi/m3
MT1 Meteorological Tower(439809013) - AC	9-Dec-17	Iodine-131	1.70E-03	1.02E-02	5.94E-03	pCi/m3
MT1 Meteorological Tower(440269016) - AC	16-Dec-17	Iodine-131	-1.61E-03	9.66E-03	5.99E-03	pCi/m3
MT1 Meteorological Tower(440708016) - AC	23-Dec-17	Iodine-131	1.24E-03	1.26E-02	7.15E-03	pCi/m3
MT1 Meteorological Tower(440902001) - AC	30-Dec-17	Iodine-131	4.63E-03	1.61E-02	1.02E-02	pCi/m3

2017 DCPD REMP Analysis Results Appendix A

MT1 Meteorological Tower - Air Particulate

Sample Name	Date Collected	Nuclide	Result	MDC	2 Sigma TPU	Units
MT1 Meteorological Tower(414169007) - AP	7-Jan-17	BETA	1.01E-02	1.58E-03	9.09E-03	pCi/m3
MT1 Meteorological Tower(414605007) - AP	14-Jan-17	BETA	2.37E-02	1.64E-03	8.62E-03	pCi/m3
MT1 Meteorological Tower(415087007) - AP	21-Jan-17	BETA	8.93E-03	1.74E-03	9.14E-03	pCi/m3
MT1 Meteorological Tower(415570007) - AP	28-Jan-17	BETA	2.60E-02	1.68E-03	8.35E-03	pCi/m3
MT1 Meteorological Tower(416000007) - AP	4-Feb-17	BETA	8.34E-03	1.65E-03	9.59E-03	pCi/m3
MT1 Meteorological Tower(416798007) - AP	11-Feb-17	BETA	2.26E-02	1.82E-03	8.51E-03	pCi/m3
MT1 Meteorological Tower(417215007) - AP	18-Feb-17	BETA	1.10E-02	1.70E-03	1.09E-02	pCi/m3
MT1 Meteorological Tower(417655007) - AP	25-Feb-17	BETA	9.03E-03	1.58E-03	8.85E-03	pCi/m3
MT1 Meteorological Tower(418228007) - AP	4-Mar-17	BETA	8.64E-03	1.71E-03	1.05E-02	pCi/m3
MT1 Meteorological Tower(418721008) - AP	11-Mar-17	BETA	1.46E-02	1.78E-03	9.89E-03	pCi/m3
MT1 Meteorological Tower(419121007) - AP	18-Mar-17	BETA	2.01E-02	1.77E-03	9.33E-03	pCi/m3
MT1 Meteorological Tower(419581006) - AP	25-Mar-17	BETA	1.30E-02	1.70E-03	8.17E-03	pCi/m3
MT1 Meteorological Tower(419998007) - AP	1-Apr-17	BETA	1.11E-02	1.65E-03	1.10E-02	pCi/m3
MT1 Meteorological Tower(420558007) - AP	8-Apr-17	BETA	2.20E-02	1.60E-03	1.12E-02	pCi/m3
MT1 Meteorological Tower(421106007) - AP	15-Apr-17	BETA	9.57E-03	1.73E-03	1.08E-02	pCi/m3
MT1 Meteorological Tower(421880005) - AP	22-Apr-17	BETA	1.01E-02	1.79E-03	1.00E-02	pCi/m3
MT1 Meteorological Tower(422342007) - AP	29-Apr-17	BETA	1.25E-02	1.77E-03	1.02E-02	pCi/m3
MT1 Meteorological Tower(422974007) - AP	6-May-17	BETA	5.40E-03	1.71E-03	9.25E-03	pCi/m3
MT1 Meteorological Tower(423473007) - AP	13-May-17	BETA	1.24E-02	1.67E-03	8.46E-03	pCi/m3
MT1 Meteorological Tower(424024007) - AP	20-May-17	BETA	8.18E-03	1.78E-03	1.06E-02	pCi/m3
MT1 Meteorological Tower(424467007) - AP	28-May-17	BETA	8.40E-03	1.56E-03	8.32E-03	pCi/m3
MT1 Meteorological Tower(425007007) - AP	4-Jun-17	BETA	7.02E-03	1.76E-03	9.71E-03	pCi/m3
MT1 Meteorological Tower(425188008) - AP	10-Jun-17	BETA	8.94E-03	1.70E-03	9.09E-03	pCi/m3
MT1 Meteorological Tower(426242007) - AP	17-Jun-17	BETA	2.59E-03	1.77E-03	1.17E-02	pCi/m3
MT1 Meteorological Tower(426509017) - AP	24-Jun-17	BETA	7.11E-03	1.69E-03	2.07E-03	pCi/m3
MT1 Meteorological Tower(427260007) - AP	1-Jul-17	BETA	1.40E-02	1.66E-03	7.51E-03	pCi/m3
MT1 Meteorological Tower(427172013) - AP	8-Jul-17	BETA	1.03E-02	1.63E-03	9.29E-03	pCi/m3
MT1 Meteorological Tower(428165017) - AP	15-Jul-17	BETA	7.47E-03	1.58E-03	8.62E-03	pCi/m3
MT1 Meteorological Tower(428771017) - AP	22-Jul-17	BETA	5.14E-03	1.69E-03	9.84E-03	pCi/m3
MT1 Meteorological Tower(429647017) - AP	29-Jul-17	BETA	6.92E-03	1.62E-03	9.58E-03	pCi/m3
MT1 Meteorological Tower(430026006) - AP	5-Aug-17	BETA	7.17E-03	1.60E-03	9.08E-03	pCi/m3
MT1 Meteorological Tower(430661017) - AP	12-Aug-17	BETA	1.31E-02	1.66E-03	8.93E-03	pCi/m3
MT1 Meteorological Tower(431149002) - AP	19-Aug-17	BETA	1.44E-02	1.69E-03	8.64E-03	pCi/m3
MT1 Meteorological Tower(431732017) - AP	26-Aug-17	BETA	9.97E-03	1.68E-03	9.54E-03	pCi/m3
MT1 Meteorological Tower(432171002) - AP	2-Sep-17	BETA	2.30E-02	1.60E-03	8.93E-03	pCi/m3
MT1 Meteorological Tower(432554017) - AP	9-Sep-17	BETA	2.42E-02	1.61E-03	8.64E-03	pCi/m3
MT1 Meteorological Tower(433050003) - AP	16-Sep-17	BETA	1.41E-02	1.51E-03	8.64E-03	pCi/m3
MT1 Meteorological Tower(433619017) - AP	23-Sep-17	BETA	2.25E-02	1.48E-03	1.10E-02	pCi/m3
MT1 Meteorological Tower(434138017) - AP	30-Sep-17	BETA	2.27E-02	1.60E-03	1.06E-02	pCi/m3
MT1 Meteorological Tower(434739017) - AP	7-Oct-17	BETA	2.69E-02	1.71E-03	1.05E-02	pCi/m3
MT1 Meteorological Tower(435277002) - AP	14-Oct-17	BETA	3.75E-02	1.72E-03	9.10E-03	pCi/m3
MT1 Meteorological Tower(436040017) - AP	21-Oct-17	BETA	1.95E-02	1.76E-03	9.67E-03	pCi/m3
MT1 Meteorological Tower(436579017) - AP	28-Oct-17	BETA	3.44E-02	1.77E-03	1.02E-02	pCi/m3

2017 DCPD REMP Analysis Results Appendix A

MT1 Meteorological Tower(437170017) - AP	4-Nov-17	BETA	3.44E-02	1.65E-03	9.04E-03	pCi/m3
MT1 Meteorological Tower(437862002) - AP	11-Nov-17	BETA	1.00E-02	1.73E-03	1.06E-02	pCi/m3
MT1 Meteorological Tower(438766007) - AP	18-Nov-17	BETA	2.15E-02	2.01E-03	9.93E-03	pCi/m3
MT1 Meteorological Tower(438751002) - AP	25-Nov-17	BETA	3.61E-02	1.51E-03	8.00E-03	pCi/m3
MT1 Meteorological Tower(439173017) - AP	2-Dec-17	BETA	2.60E-02	1.70E-03	1.22E-02	pCi/m3
MT1 Meteorological Tower(439809014) - AP	9-Dec-17	BETA	4.74E-02	1.97E-03	1.04E-02	pCi/m3
MT1 Meteorological Tower(440269017) - AP	16-Dec-17	BETA	5.06E-02	1.57E-03	8.62E-03	pCi/m3
MT1 Meteorological Tower(440708017) - AP	23-Dec-17	BETA	3.83E-02	1.74E-03	9.66E-03	pCi/m3
MT1 Meteorological Tower(440902002) - AP	30-Dec-17	BETA	8.25E-02	1.73E-03	1.13E-02	pCi/m3
MT1 Meteorological Tower(420629006) - AP	11-Feb-17	Cesium-134	1.18E-04	6.97E-04	3.76E-04	pCi/m3
MT1 Meteorological Tower(429517005) - AP	13-May-17	Cesium-134	1.87E-04	7.35E-04	3.93E-04	pCi/m3
MT1 Meteorological Tower(435247007) - AP	12-Aug-17	Cesium-134	-2.73E-04	5.17E-04	4.28E-04	pCi/m3
MT1 Meteorological Tower(441602007) - AP	11-Nov-17	Cesium-134	-3.72E-05	6.08E-04	3.77E-04	pCi/m3
MT1 Meteorological Tower(420629006) - AP	11-Feb-17	Cesium-137	1.87E-04	7.04E-04	3.71E-04	pCi/m3
MT1 Meteorological Tower(429517005) - AP	13-May-17	Cesium-137	-2.12E-04	3.50E-04	2.85E-04	pCi/m3
MT1 Meteorological Tower(435247007) - AP	12-Aug-17	Cesium-137	2.39E-05	4.89E-04	2.90E-04	pCi/m3
MT1 Meteorological Tower(441602007) - AP	11-Nov-17	Cesium-137	-8.67E-05	4.39E-04	2.85E-04	pCi/m3

OEL Offsite Emergency Lab - Drinking Water

Sample Name	Date Collected	Nuclide	Result	MDC	2 Sigma TPU	Units
OEL Offsite Emergency Lab(414165003) - DW	10-Jan-17	BETA	3.16E+00	1.55E+00	1.14E+00	pCi/L
OEL Offsite Emergency Lab(416029001) - DW	7-Feb-17	BETA	5.96E-01	1.47E+00	9.05E-01	pCi/L
OEL Offsite Emergency Lab(418004001) - DW	6-Mar-17	BETA	1.26E+00	1.75E+00	1.10E+00	pCi/L
OEL Offsite Emergency Lab(420547005) - DW	11-Apr-17	BETA	1.09E-01	1.26E+00	8.06E-01	pCi/L
OEL Offsite Emergency Lab(422990003) - DW	9-May-17	BETA	1.56E+00	1.25E+00	8.58E-01	pCi/L
OEL Offsite Emergency Lab(425023001) - DW	6-Jun-17	BETA	1.20E+00	1.16E+00	8.08E-01	pCi/L
OEL Offsite Emergency Lab(428036004) - DW	18-Jul-17	BETA	1.54E+00	1.23E+00	8.36E-01	pCi/L
OEL Offsite Emergency Lab(429885001) - DW	8-Aug-17	BETA	1.50E+00	1.75E+00	1.11E+00	pCi/L
OEL Offsite Emergency Lab(432124001) - DW	5-Sep-17	BETA	4.07E-01	1.10E+00	6.91E-01	pCi/L
OEL Offsite Emergency Lab(434625001) - DW	10-Oct-17	BETA	1.59E+00	1.47E+00	9.65E-01	pCi/L
OEL Offsite Emergency Lab(437138001) - DW	7-Nov-17	BETA	2.02E+00	1.03E+00	7.84E-01	pCi/L
OEL Offsite Emergency Lab(439155006) - DW	5-Dec-17	BETA	1.37E+00	1.13E+00	7.74E-01	pCi/L
OEL Offsite Emergency Lab(414165003) - DW	10-Jan-17	Barium-140	-6.51E+00	8.21E+00	8.10E+00	pCi/L
OEL Offsite Emergency Lab(416029001) - DW	7-Feb-17	Barium-140	-3.27E+00	9.33E+00	6.07E+00	pCi/L
OEL Offsite Emergency Lab(418004001) - DW	6-Mar-17	Barium-140	3.71E+00	1.13E+01	6.68E+00	pCi/L
OEL Offsite Emergency Lab(420547005) - DW	11-Apr-17	Barium-140	4.41E+00	8.39E+00	5.19E+00	pCi/L
OEL Offsite Emergency Lab(422990003) - DW	9-May-17	Barium-140	7.01E+00	9.54E+00	9.69E+00	pCi/L
OEL Offsite Emergency Lab(425023001) - DW	6-Jun-17	Barium-140	9.57E-01	8.28E+00	4.80E+00	pCi/L
OEL Offsite Emergency Lab(428036004) - DW	18-Jul-17	Barium-140	5.40E+00	1.21E+01	7.38E+00	pCi/L
OEL Offsite Emergency Lab(429885001) - DW	8-Aug-17	Barium-140	8.85E+00	8.85E+00	9.47E+00	pCi/L
OEL Offsite Emergency Lab(432124001) - DW	5-Sep-17	Barium-140	-5.56E+00	9.28E+00	6.42E+00	pCi/L
OEL Offsite Emergency Lab(434625001) - DW	10-Oct-17	Barium-140	-1.30E+00	9.79E+00	5.92E+00	pCi/L
OEL Offsite Emergency Lab(437138001) - DW	7-Nov-17	Barium-140	-2.74E+00	7.60E+00	4.85E+00	pCi/L
OEL Offsite Emergency Lab(439155006) - DW	5-Dec-17	Barium-140	7.54E+00	9.63E+00	6.39E+00	pCi/L
OEL Offsite Emergency Lab(414165003) - DW	10-Jan-17	Cesium-134	1.25E-01	1.46E+00	8.69E-01	pCi/L

2017 DCPD REMP Analysis Results Appendix A

OEL Offsite Emergency Lab(416029001) - DW	7-Feb-17	Cesium-134	7.33E-01	2.12E+00	1.22E+00	pCi/L
OEL Offsite Emergency Lab(418004001) - DW	6-Mar-17	Cesium-134	4.60E-01	2.05E+00	1.22E+00	pCi/L
OEL Offsite Emergency Lab(420547005) - DW	11-Apr-17	Cesium-134	-5.81E-01	1.43E+00	1.37E+00	pCi/L
OEL Offsite Emergency Lab(422990003) - DW	9-May-17	Cesium-134	-1.64E+00	1.72E+00	1.70E+00	pCi/L
OEL Offsite Emergency Lab(425023001) - DW	6-Jun-17	Cesium-134	-6.04E-02	1.53E+00	1.05E+00	pCi/L
OEL Offsite Emergency Lab(428036004) - DW	18-Jul-17	Cesium-134	6.75E-02	1.55E+00	8.94E-01	pCi/L
OEL Offsite Emergency Lab(429885001) - DW	8-Aug-17	Cesium-134	-1.16E+00	1.41E+00	1.76E+00	pCi/L
OEL Offsite Emergency Lab(432124001) - DW	5-Sep-17	Cesium-134	2.38E-01	1.46E+00	8.77E-01	pCi/L
OEL Offsite Emergency Lab(434625001) - DW	10-Oct-17	Cesium-134	2.25E-01	1.99E+00	2.48E+00	pCi/L
OEL Offsite Emergency Lab(437138001) - DW	7-Nov-17	Cesium-134	1.51E-01	1.30E+00	7.81E-01	pCi/L
OEL Offsite Emergency Lab(439155006) - DW	5-Dec-17	Cesium-134	-1.27E-01	1.62E+00	1.07E+00	pCi/L
OEL Offsite Emergency Lab(414165003) - DW	10-Jan-17	Cesium-137	1.55E-01	1.49E+00	9.68E-01	pCi/L
OEL Offsite Emergency Lab(416029001) - DW	7-Feb-17	Cesium-137	2.70E-01	1.96E+00	1.33E+00	pCi/L
OEL Offsite Emergency Lab(418004001) - DW	6-Mar-17	Cesium-137	5.59E-01	1.70E+00	1.38E+00	pCi/L
OEL Offsite Emergency Lab(420547005) - DW	11-Apr-17	Cesium-137	4.79E-01	1.54E+00	9.35E-01	pCi/L
OEL Offsite Emergency Lab(422990003) - DW	9-May-17	Cesium-137	-5.20E-02	1.52E+00	9.23E-01	pCi/L
OEL Offsite Emergency Lab(425023001) - DW	6-Jun-17	Cesium-137	-1.74E-01	1.47E+00	1.10E+00	pCi/L
OEL Offsite Emergency Lab(428036004) - DW	18-Jul-17	Cesium-137	-7.26E-01	1.39E+00	9.69E-01	pCi/L
OEL Offsite Emergency Lab(429885001) - DW	8-Aug-17	Cesium-137	-3.70E-01	1.47E+00	9.37E-01	pCi/L
OEL Offsite Emergency Lab(432124001) - DW	5-Sep-17	Cesium-137	-6.53E-01	1.30E+00	8.83E-01	pCi/L
OEL Offsite Emergency Lab(434625001) - DW	10-Oct-17	Cesium-137	-3.70E-01	1.66E+00	1.04E+00	pCi/L
OEL Offsite Emergency Lab(437138001) - DW	7-Nov-17	Cesium-137	-2.23E-02	1.38E+00	8.33E-01	pCi/L
OEL Offsite Emergency Lab(439155006) - DW	5-Dec-17	Cesium-137	-3.96E-01	1.76E+00	1.12E+00	pCi/L
OEL Offsite Emergency Lab(414165003) - DW	10-Jan-17	Cobalt-58	-6.86E-01	1.33E+00	9.16E-01	pCi/L
OEL Offsite Emergency Lab(416029001) - DW	7-Feb-17	Cobalt-58	3.34E-02	1.90E+00	1.10E+00	pCi/L
OEL Offsite Emergency Lab(418004001) - DW	6-Mar-17	Cobalt-58	-2.94E-01	1.60E+00	1.01E+00	pCi/L
OEL Offsite Emergency Lab(420547005) - DW	11-Apr-17	Cobalt-58	-3.83E-01	1.28E+00	7.81E-01	pCi/L
OEL Offsite Emergency Lab(422990003) - DW	9-May-17	Cobalt-58	-5.93E-02	1.57E+00	9.67E-01	pCi/L
OEL Offsite Emergency Lab(425023001) - DW	6-Jun-17	Cobalt-58	2.66E-01	1.35E+00	8.02E-01	pCi/L
OEL Offsite Emergency Lab(428036004) - DW	18-Jul-17	Cobalt-58	-5.02E-01	1.44E+00	9.04E-01	pCi/L
OEL Offsite Emergency Lab(429885001) - DW	8-Aug-17	Cobalt-58	-1.25E-01	1.41E+00	8.25E-01	pCi/L
OEL Offsite Emergency Lab(432124001) - DW	5-Sep-17	Cobalt-58	-5.19E-01	1.31E+00	8.79E-01	pCi/L
OEL Offsite Emergency Lab(434625001) - DW	10-Oct-17	Cobalt-58	5.10E-03	1.81E+00	1.10E+00	pCi/L
OEL Offsite Emergency Lab(437138001) - DW	7-Nov-17	Cobalt-58	-4.70E-01	1.31E+00	8.72E-01	pCi/L
OEL Offsite Emergency Lab(439155006) - DW	5-Dec-17	Cobalt-58	-1.48E-01	1.61E+00	1.01E+00	pCi/L
OEL Offsite Emergency Lab(414165003) - DW	10-Jan-17	Cobalt-60	4.41E-01	1.58E+00	8.99E-01	pCi/L
OEL Offsite Emergency Lab(416029001) - DW	7-Feb-17	Cobalt-60	-2.85E-01	1.97E+00	1.42E+00	pCi/L
OEL Offsite Emergency Lab(418004001) - DW	6-Mar-17	Cobalt-60	1.51E+00	2.08E+00	2.15E+00	pCi/L
OEL Offsite Emergency Lab(420547005) - DW	11-Apr-17	Cobalt-60	-4.61E-01	1.41E+00	1.25E+00	pCi/L
OEL Offsite Emergency Lab(422990003) - DW	9-May-17	Cobalt-60	6.63E-01	1.82E+00	1.80E+00	pCi/L
OEL Offsite Emergency Lab(425023001) - DW	6-Jun-17	Cobalt-60	-1.69E-01	1.46E+00	9.13E-01	pCi/L
OEL Offsite Emergency Lab(428036004) - DW	18-Jul-17	Cobalt-60	2.03E-01	1.67E+00	9.91E-01	pCi/L
OEL Offsite Emergency Lab(429885001) - DW	8-Aug-17	Cobalt-60	-9.74E-01	1.16E+00	9.27E-01	pCi/L
OEL Offsite Emergency Lab(432124001) - DW	5-Sep-17	Cobalt-60	9.29E-01	1.49E+00	9.70E-01	pCi/L
OEL Offsite Emergency Lab(434625001) - DW	10-Oct-17	Cobalt-60	-3.31E-01	1.78E+00	1.09E+00	pCi/L

2017 DCPD REMP Analysis Results Appendix A

OEL Offsite Emergency Lab(437138001) - DW	7-Nov-17	Cobalt-60	-1.26E-01	1.40E+00	8.39E-01	pCi/L
OEL Offsite Emergency Lab(439155006) - DW	5-Dec-17	Cobalt-60	1.11E-02	1.69E+00	9.98E-01	pCi/L
OEL Offsite Emergency Lab(414165003) - DW	10-Jan-17	Iodine-131	1.79E-02	5.21E-01	3.03E-01	pCi/L
OEL Offsite Emergency Lab(416029001) - DW	7-Feb-17	Iodine-131	-2.07E-01	5.57E-01	3.44E-01	pCi/L
OEL Offsite Emergency Lab(418004001) - DW	6-Mar-17	Iodine-131	-2.65E-01	5.09E-01	3.41E-01	pCi/L
OEL Offsite Emergency Lab(420547005) - DW	11-Apr-17	Iodine-131	6.63E-01	6.63E-01	6.55E-01	pCi/L
OEL Offsite Emergency Lab(422990003) - DW	9-May-17	Iodine-131	-7.80E-02	5.49E-01	3.27E-01	pCi/L
OEL Offsite Emergency Lab(425023001) - DW	6-Jun-17	Iodine-131	1.72E-01	6.14E-01	3.70E-01	pCi/L
OEL Offsite Emergency Lab(428036004) - DW	18-Jul-17	Iodine-131	-2.57E-01	5.78E-01	3.87E-01	pCi/L
OEL Offsite Emergency Lab(429885001) - DW	8-Aug-17	Iodine-131	-1.62E-01	6.94E-01	4.16E-01	pCi/L
OEL Offsite Emergency Lab(432124001) - DW	5-Sep-17	Iodine-131	1.63E-01	7.97E-01	4.64E-01	pCi/L
OEL Offsite Emergency Lab(434625001) - DW	10-Oct-17	Iodine-131	3.47E-01	9.80E-01	5.80E-01	pCi/L
OEL Offsite Emergency Lab(437138001) - DW	7-Nov-17	Iodine-131	1.30E-01	5.52E-01	3.39E-01	pCi/L
OEL Offsite Emergency Lab(439155006) - DW	5-Dec-17	Iodine-131	-7.70E-02	5.11E-01	2.99E-01	pCi/L
OEL Offsite Emergency Lab(414165003) - DW	10-Jan-17	Iron-55	-1.27E+01	1.10E+02	7.70E+01	pCi/L
OEL Offsite Emergency Lab(416029001) - DW	7-Feb-17	Iron-55	2.12E+01	9.10E+01	6.43E+01	pCi/L
OEL Offsite Emergency Lab(418004001) - DW	6-Mar-17	Iron-55	-2.24E+00	7.97E+01	5.91E+01	pCi/L
OEL Offsite Emergency Lab(420547005) - DW	11-Apr-17	Iron-55	-6.67E+00	9.99E+01	7.50E+01	pCi/L
OEL Offsite Emergency Lab(422990003) - DW	9-May-17	Iron-55	4.30E+00	9.82E+01	7.15E+01	pCi/L
OEL Offsite Emergency Lab(425023001) - DW	6-Jun-17	Iron-55	-2.67E+01	7.94E+01	5.24E+01	pCi/L
OEL Offsite Emergency Lab(428036004) - DW	18-Jul-17	Iron-55	-3.06E+01	7.81E+01	5.35E+01	pCi/L
OEL Offsite Emergency Lab(429885001) - DW	8-Aug-17	Iron-55	-5.73E+00	6.17E+01	4.16E+01	pCi/L
OEL Offsite Emergency Lab(432124001) - DW	5-Sep-17	Iron-55	1.69E+01	5.12E+01	3.56E+01	pCi/L
OEL Offsite Emergency Lab(434625001) - DW	10-Oct-17	Iron-55	1.50E+01	4.51E+01	2.98E+01	pCi/L
OEL Offsite Emergency Lab(437138001) - DW	7-Nov-17	Iron-55	1.13E+01	6.51E+01	5.00E+01	pCi/L
OEL Offsite Emergency Lab(439155006) - DW	5-Dec-17	Iron-55	-2.98E+01	6.55E+01	4.70E+01	pCi/L
OEL Offsite Emergency Lab(414165003) - DW	10-Jan-17	Iron-59	-6.24E-01	2.85E+00	1.85E+00	pCi/L
OEL Offsite Emergency Lab(416029001) - DW	7-Feb-17	Iron-59	-2.19E+00	3.78E+00	2.66E+00	pCi/L
OEL Offsite Emergency Lab(418004001) - DW	6-Mar-17	Iron-59	-2.06E+00	3.53E+00	3.61E+00	pCi/L
OEL Offsite Emergency Lab(420547005) - DW	11-Apr-17	Iron-59	-1.24E+00	2.60E+00	1.97E+00	pCi/L
OEL Offsite Emergency Lab(422990003) - DW	9-May-17	Iron-59	4.39E-01	3.21E+00	1.84E+00	pCi/L
OEL Offsite Emergency Lab(425023001) - DW	6-Jun-17	Iron-59	-7.02E-01	3.07E+00	1.87E+00	pCi/L
OEL Offsite Emergency Lab(428036004) - DW	18-Jul-17	Iron-59	1.85E-01	3.39E+00	2.00E+00	pCi/L
OEL Offsite Emergency Lab(429885001) - DW	8-Aug-17	Iron-59	-3.45E-01	2.99E+00	1.80E+00	pCi/L
OEL Offsite Emergency Lab(432124001) - DW	5-Sep-17	Iron-59	3.20E+00	3.20E+00	5.97E+00	pCi/L
OEL Offsite Emergency Lab(434625001) - DW	10-Oct-17	Iron-59	1.14E+00	3.58E+00	2.04E+00	pCi/L
OEL Offsite Emergency Lab(437138001) - DW	7-Nov-17	Iron-59	-5.36E-01	2.74E+00	1.89E+00	pCi/L
OEL Offsite Emergency Lab(439155006) - DW	5-Dec-17	Iron-59	7.53E-01	3.57E+00	2.06E+00	pCi/L
OEL Offsite Emergency Lab(414165003) - DW	10-Jan-17	Lanthanum-140	8.54E-01	2.76E+00	2.34E+00	pCi/L
OEL Offsite Emergency Lab(416029001) - DW	7-Feb-17	Lanthanum-140	-7.61E-01	2.92E+00	1.83E+00	pCi/L
OEL Offsite Emergency Lab(418004001) - DW	6-Mar-17	Lanthanum-140	1.31E-01	3.34E+00	1.94E+00	pCi/L
OEL Offsite Emergency Lab(420547005) - DW	11-Apr-17	Lanthanum-140	-8.94E-01	2.34E+00	1.57E+00	pCi/L
OEL Offsite Emergency Lab(422990003) - DW	9-May-17	Lanthanum-140	-4.39E-01	3.05E+00	1.89E+00	pCi/L
OEL Offsite Emergency Lab(425023001) - DW	6-Jun-17	Lanthanum-140	5.22E-02	3.01E+00	1.80E+00	pCi/L
OEL Offsite Emergency Lab(428036004) - DW	18-Jul-17	Lanthanum-140	-1.52E+00	3.89E+00	2.65E+00	pCi/L

2017 DCPD REMP Analysis Results Appendix A

OEL Offsite Emergency Lab(429885001) - DW	8-Aug-17	Lanthanum-140	-3.48E-01	2.54E+00	1.60E+00	pCi/L
OEL Offsite Emergency Lab(432124001) - DW	5-Sep-17	Lanthanum-140	-6.56E-01	2.93E+00	1.87E+00	pCi/L
OEL Offsite Emergency Lab(434625001) - DW	10-Oct-17	Lanthanum-140	-1.24E-01	3.46E+00	2.07E+00	pCi/L
OEL Offsite Emergency Lab(437138001) - DW	7-Nov-17	Lanthanum-140	-1.78E+00	2.36E+00	1.82E+00	pCi/L
OEL Offsite Emergency Lab(439155006) - DW	5-Dec-17	Lanthanum-140	-2.48E-01	2.82E+00	2.75E+00	pCi/L
OEL Offsite Emergency Lab(414165003) - DW	10-Jan-17	Manganese-54	5.69E-01	1.42E+00	8.46E-01	pCi/L
OEL Offsite Emergency Lab(416029001) - DW	7-Feb-17	Manganese-54	-5.49E-01	1.82E+00	1.13E+00	pCi/L
OEL Offsite Emergency Lab(418004001) - DW	6-Mar-17	Manganese-54	2.35E-01	1.83E+00	1.10E+00	pCi/L
OEL Offsite Emergency Lab(420547005) - DW	11-Apr-17	Manganese-54	-2.33E-01	1.31E+00	7.81E-01	pCi/L
OEL Offsite Emergency Lab(422990003) - DW	9-May-17	Manganese-54	-4.03E-01	1.36E+00	1.01E+00	pCi/L
OEL Offsite Emergency Lab(425023001) - DW	6-Jun-17	Manganese-54	-4.05E-01	1.31E+00	8.55E-01	pCi/L
OEL Offsite Emergency Lab(428036004) - DW	18-Jul-17	Manganese-54	6.37E-02	1.46E+00	8.43E-01	pCi/L
OEL Offsite Emergency Lab(429885001) - DW	8-Aug-17	Manganese-54	-2.11E-01	1.41E+00	8.34E-01	pCi/L
OEL Offsite Emergency Lab(432124001) - DW	5-Sep-17	Manganese-54	-2.98E-01	1.23E+00	7.91E-01	pCi/L
OEL Offsite Emergency Lab(434625001) - DW	10-Oct-17	Manganese-54	1.23E-01	1.87E+00	1.13E+00	pCi/L
OEL Offsite Emergency Lab(437138001) - DW	7-Nov-17	Manganese-54	1.09E+00	1.24E+00	1.11E+00	pCi/L
OEL Offsite Emergency Lab(439155006) - DW	5-Dec-17	Manganese-54	-1.12E-01	1.65E+00	9.65E-01	pCi/L
OEL Offsite Emergency Lab(414165003) - DW	10-Jan-17	Nickel-63	-5.08E+00	3.73E+01	2.20E+01	pCi/L
OEL Offsite Emergency Lab(416029001) - DW	7-Feb-17	Nickel-63	-3.89E+00	3.69E+01	2.18E+01	pCi/L
OEL Offsite Emergency Lab(418004001) - DW	6-Mar-17	Nickel-63	-2.88E+01	3.45E+01	1.99E+01	pCi/L
OEL Offsite Emergency Lab(420547005) - DW	11-Apr-17	Nickel-63	-4.72E+00	2.72E+01	1.61E+01	pCi/L
OEL Offsite Emergency Lab(422990003) - DW	9-May-17	Nickel-63	-9.03E+00	1.95E+01	1.13E+01	pCi/L
OEL Offsite Emergency Lab(425023001) - DW	6-Jun-17	Nickel-63	-5.21E+00	3.82E+01	2.25E+01	pCi/L
OEL Offsite Emergency Lab(428036004) - DW	18-Jul-17	Nickel-63	-2.12E+01	3.00E+01	1.69E+01	pCi/L
OEL Offsite Emergency Lab(429885001) - DW	8-Aug-17	Nickel-63	-5.92E+00	3.02E+01	1.77E+01	pCi/L
OEL Offsite Emergency Lab(432124001) - DW	5-Sep-17	Nickel-63	1.31E+01	2.72E+01	1.67E+01	pCi/L
OEL Offsite Emergency Lab(434625001) - DW	10-Oct-17	Nickel-63	-3.51E+00	2.64E+01	1.56E+01	pCi/L
OEL Offsite Emergency Lab(437138001) - DW	7-Nov-17	Nickel-63	6.09E+00	2.78E+01	1.68E+01	pCi/L
OEL Offsite Emergency Lab(439155006) - DW	5-Dec-17	Nickel-63	-9.31E+00	3.00E+01	1.75E+01	pCi/L
OEL Offsite Emergency Lab(414165003) - DW	10-Jan-17	Niobium-95	4.65E-01	1.62E+00	9.55E-01	pCi/L
OEL Offsite Emergency Lab(416029001) - DW	7-Feb-17	Niobium-95	1.49E-01	2.08E+00	1.20E+00	pCi/L
OEL Offsite Emergency Lab(418004001) - DW	6-Mar-17	Niobium-95	-2.04E+00	1.90E+00	2.07E+00	pCi/L
OEL Offsite Emergency Lab(420547005) - DW	11-Apr-17	Niobium-95	-1.08E+00	1.46E+00	1.61E+00	pCi/L
OEL Offsite Emergency Lab(422990003) - DW	9-May-17	Niobium-95	5.98E-02	1.66E+00	1.13E+00	pCi/L
OEL Offsite Emergency Lab(425023001) - DW	6-Jun-17	Niobium-95	-1.57E+00	1.42E+00	1.68E+00	pCi/L
OEL Offsite Emergency Lab(428036004) - DW	18-Jul-17	Niobium-95	8.15E-01	1.82E+00	1.07E+00	pCi/L
OEL Offsite Emergency Lab(429885001) - DW	8-Aug-17	Niobium-95	-7.65E-02	1.49E+00	9.28E-01	pCi/L
OEL Offsite Emergency Lab(432124001) - DW	5-Sep-17	Niobium-95	9.31E-02	1.47E+00	9.95E-01	pCi/L
OEL Offsite Emergency Lab(434625001) - DW	10-Oct-17	Niobium-95	7.20E-02	1.83E+00	1.11E+00	pCi/L
OEL Offsite Emergency Lab(437138001) - DW	7-Nov-17	Niobium-95	-1.65E-01	1.37E+00	8.49E-01	pCi/L
OEL Offsite Emergency Lab(439155006) - DW	5-Dec-17	Niobium-95	6.64E-01	1.86E+00	1.14E+00	pCi/L
OEL Offsite Emergency Lab(414165003) - DW	10-Jan-17	Total Strontium	-3.22E-01	1.03E+00	5.81E-01	pCi/L
OEL Offsite Emergency Lab(416029001) - DW	7-Feb-17	Total Strontium	-5.24E-01	9.16E-01	4.95E-01	pCi/L
OEL Offsite Emergency Lab(418004001) - DW	6-Mar-17	Total Strontium	4.97E-02	9.85E-01	5.92E-01	pCi/L
OEL Offsite Emergency Lab(420547005) - DW	11-Apr-17	Total Strontium	-4.90E-01	9.01E-01	4.80E-01	pCi/L

2017 DCPD REMP Analysis Results Appendix A

OEL Offsite Emergency Lab(422990003) - DW	9-May-17	Total Strontium	7.53E-01	1.36E+00	8.87E-01	pCi/L
OEL Offsite Emergency Lab(425023001) - DW	6-Jun-17	Total Strontium	4.38E-02	9.38E-01	5.64E-01	pCi/L
OEL Offsite Emergency Lab(428036004) - DW	18-Jul-17	Total Strontium	2.57E-01	1.13E+00	6.96E-01	pCi/L
OEL Offsite Emergency Lab(429885001) - DW	8-Aug-17	Total Strontium	-4.72E-01	8.79E-01	4.62E-01	pCi/L
OEL Offsite Emergency Lab(432124001) - DW	5-Sep-17	Total Strontium	-8.17E-01	1.60E+00	8.62E-01	pCi/L
OEL Offsite Emergency Lab(434625001) - DW	10-Oct-17	Total Strontium	-3.01E-01	8.12E-01	4.44E-01	pCi/L
OEL Offsite Emergency Lab(437138001) - DW	7-Nov-17	Total Strontium	-1.70E-01	4.48E-01	2.46E-01	pCi/L
OEL Offsite Emergency Lab(439155006) - DW	5-Dec-17	Total Strontium	-5.13E-01	5.93E-01	2.95E-01	pCi/L
OEL Offsite Emergency Lab(414165003) - DW	10-Jan-17	Tritium	2.02E+02	2.67E+02	1.72E+02	pCi/L
OEL Offsite Emergency Lab(416029001) - DW	7-Feb-17	Tritium	-9.22E+01	3.59E+02	2.09E+02	pCi/L
OEL Offsite Emergency Lab(418004001) - DW	6-Mar-17	Tritium	1.31E+01	2.70E+02	1.61E+02	pCi/L
OEL Offsite Emergency Lab(420547005) - DW	11-Apr-17	Tritium	-1.11E+02	3.11E+02	1.81E+02	pCi/L
OEL Offsite Emergency Lab(422990003) - DW	9-May-17	Tritium	7.28E+00	2.80E+02	1.67E+02	pCi/L
OEL Offsite Emergency Lab(425023001) - DW	6-Jun-17	Tritium	-1.24E+02	2.67E+02	1.54E+02	pCi/L
OEL Offsite Emergency Lab(428036004) - DW	18-Jul-17	Tritium	8.68E+01	3.09E+02	1.89E+02	pCi/L
OEL Offsite Emergency Lab(429885001) - DW	8-Aug-17	Tritium	-4.92E+01	2.56E+02	1.50E+02	pCi/L
OEL Offsite Emergency Lab(432124001) - DW	5-Sep-17	Tritium	-1.07E+01	2.87E+02	1.70E+02	pCi/L
OEL Offsite Emergency Lab(434625001) - DW	10-Oct-17	Tritium	1.34E+01	3.00E+02	1.80E+02	pCi/L
OEL Offsite Emergency Lab(437138001) - DW	7-Nov-17	Tritium	-7.16E+01	2.63E+02	1.54E+02	pCi/L
OEL Offsite Emergency Lab(439155006) - DW	5-Dec-17	Tritium	-1.07E+02	2.82E+02	1.62E+02	pCi/L
OEL Offsite Emergency Lab(414165003) - DW	10-Jan-17	Zinc-65	-9.29E-02	2.79E+00	1.74E+00	pCi/L
OEL Offsite Emergency Lab(416029001) - DW	7-Feb-17	Zinc-65	-2.60E+00	3.64E+00	2.71E+00	pCi/L
OEL Offsite Emergency Lab(418004001) - DW	6-Mar-17	Zinc-65	-4.05E-01	3.23E+00	2.05E+00	pCi/L
OEL Offsite Emergency Lab(420547005) - DW	11-Apr-17	Zinc-65	-7.03E-01	2.61E+00	1.63E+00	pCi/L
OEL Offsite Emergency Lab(422990003) - DW	9-May-17	Zinc-65	2.51E-01	3.03E+00	1.87E+00	pCi/L
OEL Offsite Emergency Lab(425023001) - DW	6-Jun-17	Zinc-65	9.42E-01	3.30E+00	1.89E+00	pCi/L
OEL Offsite Emergency Lab(428036004) - DW	18-Jul-17	Zinc-65	-9.38E-01	3.02E+00	1.93E+00	pCi/L
OEL Offsite Emergency Lab(429885001) - DW	8-Aug-17	Zinc-65	-6.38E-01	2.78E+00	1.73E+00	pCi/L
OEL Offsite Emergency Lab(432124001) - DW	5-Sep-17	Zinc-65	1.01E+00	3.11E+00	1.79E+00	pCi/L
OEL Offsite Emergency Lab(434625001) - DW	10-Oct-17	Zinc-65	1.87E-01	3.60E+00	2.34E+00	pCi/L
OEL Offsite Emergency Lab(437138001) - DW	7-Nov-17	Zinc-65	-2.30E-01	2.65E+00	1.57E+00	pCi/L
OEL Offsite Emergency Lab(439155006) - DW	5-Dec-17	Zinc-65	-2.65E-01	3.05E+00	1.81E+00	pCi/L
OEL Offsite Emergency Lab(414165003) - DW	10-Jan-17	Zirconium-95	1.03E-01	2.63E+00	1.57E+00	pCi/L
OEL Offsite Emergency Lab(416029001) - DW	7-Feb-17	Zirconium-95	-6.18E-01	3.25E+00	1.95E+00	pCi/L
OEL Offsite Emergency Lab(418004001) - DW	6-Mar-17	Zirconium-95	9.90E-01	3.63E+00	2.16E+00	pCi/L
OEL Offsite Emergency Lab(420547005) - DW	11-Apr-17	Zirconium-95	1.33E+00	2.65E+00	1.65E+00	pCi/L
OEL Offsite Emergency Lab(422990003) - DW	9-May-17	Zirconium-95	-3.54E-01	2.87E+00	1.79E+00	pCi/L
OEL Offsite Emergency Lab(425023001) - DW	6-Jun-17	Zirconium-95	9.90E-01	2.60E+00	1.55E+00	pCi/L
OEL Offsite Emergency Lab(428036004) - DW	18-Jul-17	Zirconium-95	1.22E+00	2.83E+00	1.65E+00	pCi/L
OEL Offsite Emergency Lab(429885001) - DW	8-Aug-17	Zirconium-95	5.40E-01	2.62E+00	1.59E+00	pCi/L
OEL Offsite Emergency Lab(432124001) - DW	5-Sep-17	Zirconium-95	1.96E-01	2.58E+00	1.55E+00	pCi/L
OEL Offsite Emergency Lab(434625001) - DW	10-Oct-17	Zirconium-95	2.78E-01	3.14E+00	1.88E+00	pCi/L
OEL Offsite Emergency Lab(437138001) - DW	7-Nov-17	Zirconium-95	-6.34E-01	2.15E+00	1.58E+00	pCi/L
OEL Offsite Emergency Lab(439155006) - DW	5-Dec-17	Zirconium-95	-3.79E-01	2.96E+00	1.87E+00	pCi/L

2017 DCPD REMP Analysis Results Appendix A

OUT Plant Outfall - Seawater

Sample Name	Date Collected	Nuclide	Result	MDC	2 Sigma TPU	Units
OUT Plant Outfall(415331001) - SW	25-Jan-17	BETA	2.15E+02	8.29E+01	7.07E+01	pCi/L
OUT Plant Outfall(416707001) - SW	9-Feb-17	BETA	2.98E+02	8.35E+01	8.04E+01	pCi/L
OUT Plant Outfall(418873001) - SW	13-Mar-17	BETA	2.12E+02	1.50E+02	1.03E+02	pCi/L
OUT Plant Outfall(421240001) - SW	17-Apr-17	BETA	4.63E+02	1.51E+02	1.29E+02	pCi/L
OUT Plant Outfall(423315001) - SW	11-May-17	BETA	2.50E+02	1.30E+02	9.54E+01	pCi/L
OUT Plant Outfall(425939004) - SW	19-Jun-17	BETA	3.43E+02	1.54E+02	1.15E+02	pCi/L
OUT Plant Outfall(428646001) - SW	24-Jul-17	BETA	3.71E+02	1.19E+02	1.03E+02	pCi/L
OUT Plant Outfall(431130001) - SW	21-Aug-17	BETA	2.20E+02	7.65E+01	6.73E+01	pCi/L
OUT Plant Outfall(433023001) - SW	18-Sep-17	BETA	3.02E+02	1.56E+02	1.13E+02	pCi/L
OUT Plant Outfall(435159001) - SW	16-Oct-17	BETA	3.00E+02	1.26E+02	9.70E+01	pCi/L
OUT Plant Outfall(437112001) - SW	6-Nov-17	BETA	1.79E+02	7.71E+01	6.30E+01	pCi/L
OUT Plant Outfall(439155001) - SW	5-Dec-17	BETA	2.83E+02	1.53E+02	1.10E+02	pCi/L
OUT Plant Outfall(415331001) - SW	25-Jan-17	Barium-140	-2.07E+00	1.28E+01	7.82E+00	pCi/L
OUT Plant Outfall(416707001) - SW	9-Feb-17	Barium-140	7.02E-02	7.56E+00	4.43E+00	pCi/L
OUT Plant Outfall(418873001) - SW	13-Mar-17	Barium-140	-6.12E+00	1.01E+01	1.03E+01	pCi/L
OUT Plant Outfall(421240001) - SW	17-Apr-17	Barium-140	2.47E-01	7.38E+00	4.41E+00	pCi/L
OUT Plant Outfall(423315001) - SW	11-May-17	Barium-140	-4.10E-01	7.83E+00	4.59E+00	pCi/L
OUT Plant Outfall(425939004) - SW	19-Jun-17	Barium-140	2.76E+00	8.43E+00	1.06E+01	pCi/L
OUT Plant Outfall(428646001) - SW	24-Jul-17	Barium-140	-5.73E+00	7.26E+00	5.44E+00	pCi/L
OUT Plant Outfall(431130001) - SW	21-Aug-17	Barium-140	5.55E+00	1.02E+01	6.29E+00	pCi/L
OUT Plant Outfall(433023001) - SW	18-Sep-17	Barium-140	-2.24E+00	6.02E+00	3.87E+00	pCi/L
OUT Plant Outfall(435159001) - SW	16-Oct-17	Barium-140	1.27E+00	9.66E+00	5.57E+00	pCi/L
OUT Plant Outfall(437112001) - SW	6-Nov-17	Barium-140	2.61E+00	8.31E+00	4.87E+00	pCi/L
OUT Plant Outfall(439155001) - SW	5-Dec-17	Barium-140	-5.75E+00	7.82E+00	7.66E+00	pCi/L
OUT Plant Outfall(415331001) - SW	25-Jan-17	Cesium-134	5.09E-01	2.00E+00	1.19E+00	pCi/L
OUT Plant Outfall(416707001) - SW	9-Feb-17	Cesium-134	-1.11E-01	1.50E+00	9.16E-01	pCi/L
OUT Plant Outfall(418873001) - SW	13-Mar-17	Cesium-134	1.48E-01	1.86E+00	1.08E+00	pCi/L
OUT Plant Outfall(421240001) - SW	17-Apr-17	Cesium-134	5.58E-01	1.75E+00	1.07E+00	pCi/L
OUT Plant Outfall(423315001) - SW	11-May-17	Cesium-134	-6.93E-01	1.67E+00	1.35E+00	pCi/L
OUT Plant Outfall(425939004) - SW	19-Jun-17	Cesium-134	4.79E-01	1.83E+00	1.24E+00	pCi/L
OUT Plant Outfall(428646001) - SW	24-Jul-17	Cesium-134	6.68E-01	1.68E+00	9.70E-01	pCi/L
OUT Plant Outfall(431130001) - SW	21-Aug-17	Cesium-134	6.10E-01	2.15E+00	1.23E+00	pCi/L
OUT Plant Outfall(433023001) - SW	18-Sep-17	Cesium-134	8.68E-01	1.70E+00	1.04E+00	pCi/L
OUT Plant Outfall(435159001) - SW	16-Oct-17	Cesium-134	1.80E+00	2.29E+00	1.50E+00	pCi/L
OUT Plant Outfall(437112001) - SW	6-Nov-17	Cesium-134	1.82E-01	1.41E+00	8.32E-01	pCi/L
OUT Plant Outfall(439155001) - SW	5-Dec-17	Cesium-134	1.00E+00	1.70E+00	1.03E+00	pCi/L
OUT Plant Outfall(415331001) - SW	25-Jan-17	Cesium-137	-2.54E-01	1.88E+00	1.15E+00	pCi/L
OUT Plant Outfall(416707001) - SW	9-Feb-17	Cesium-137	1.72E-02	1.49E+00	8.84E-01	pCi/L
OUT Plant Outfall(418873001) - SW	13-Mar-17	Cesium-137	3.70E-01	1.90E+00	1.08E+00	pCi/L
OUT Plant Outfall(421240001) - SW	17-Apr-17	Cesium-137	6.16E-01	1.58E+00	9.56E-01	pCi/L
OUT Plant Outfall(423315001) - SW	11-May-17	Cesium-137	1.52E-01	1.52E+00	9.35E-01	pCi/L
OUT Plant Outfall(425939004) - SW	19-Jun-17	Cesium-137	1.24E-01	1.70E+00	1.03E+00	pCi/L
OUT Plant Outfall(428646001) - SW	24-Jul-17	Cesium-137	1.30E-01	1.58E+00	9.60E-01	pCi/L

2017 DCPD REMP Analysis Results Appendix A

OUT Plant Outfall(431130001) - SW	21-Aug-17	Cesium-137	1.44E-01	1.99E+00	1.22E+00	pCi/L
OUT Plant Outfall(433023001) - SW	18-Sep-17	Cesium-137	-1.18E-01	1.63E+00	9.92E-01	pCi/L
OUT Plant Outfall(435159001) - SW	16-Oct-17	Cesium-137	5.52E-01	1.91E+00	1.12E+00	pCi/L
OUT Plant Outfall(437112001) - SW	6-Nov-17	Cesium-137	7.28E-01	1.47E+00	8.89E-01	pCi/L
OUT Plant Outfall(439155001) - SW	5-Dec-17	Cesium-137	1.37E-01	1.55E+00	9.39E-01	pCi/L
OUT Plant Outfall(415331001) - SW	25-Jan-17	Cobalt-58	9.38E-02	2.01E+00	1.21E+00	pCi/L
OUT Plant Outfall(416707001) - SW	9-Feb-17	Cobalt-58	-1.15E-01	1.27E+00	7.81E-01	pCi/L
OUT Plant Outfall(418873001) - SW	13-Mar-17	Cobalt-58	2.00E-01	1.81E+00	1.05E+00	pCi/L
OUT Plant Outfall(421240001) - SW	17-Apr-17	Cobalt-58	-3.18E-01	1.52E+00	9.09E-01	pCi/L
OUT Plant Outfall(423315001) - SW	11-May-17	Cobalt-58	-6.95E-01	1.24E+00	8.73E-01	pCi/L
OUT Plant Outfall(425939004) - SW	19-Jun-17	Cobalt-58	1.32E-01	1.69E+00	9.70E-01	pCi/L
OUT Plant Outfall(428646001) - SW	24-Jul-17	Cobalt-58	-1.42E-02	1.65E+00	9.51E-01	pCi/L
OUT Plant Outfall(431130001) - SW	21-Aug-17	Cobalt-58	5.84E-01	2.21E+00	1.27E+00	pCi/L
OUT Plant Outfall(433023001) - SW	18-Sep-17	Cobalt-58	-2.71E-01	1.40E+00	8.86E-01	pCi/L
OUT Plant Outfall(435159001) - SW	16-Oct-17	Cobalt-58	-5.57E-01	1.84E+00	1.18E+00	pCi/L
OUT Plant Outfall(437112001) - SW	6-Nov-17	Cobalt-58	3.91E-01	1.37E+00	8.11E-01	pCi/L
OUT Plant Outfall(439155001) - SW	5-Dec-17	Cobalt-58	6.60E-01	1.50E+00	1.24E+00	pCi/L
OUT Plant Outfall(415331001) - SW	25-Jan-17	Cobalt-60	8.44E-01	2.03E+00	1.16E+00	pCi/L
OUT Plant Outfall(416707001) - SW	9-Feb-17	Cobalt-60	-7.67E-01	1.50E+00	1.24E+00	pCi/L
OUT Plant Outfall(418873001) - SW	13-Mar-17	Cobalt-60	-9.24E-02	1.88E+00	1.15E+00	pCi/L
OUT Plant Outfall(421240001) - SW	17-Apr-17	Cobalt-60	7.10E-03	1.60E+00	9.56E-01	pCi/L
OUT Plant Outfall(423315001) - SW	11-May-17	Cobalt-60	5.30E-01	1.66E+00	9.53E-01	pCi/L
OUT Plant Outfall(425939004) - SW	19-Jun-17	Cobalt-60	-2.69E-02	1.74E+00	1.03E+00	pCi/L
OUT Plant Outfall(428646001) - SW	24-Jul-17	Cobalt-60	9.96E-01	1.92E+00	1.15E+00	pCi/L
OUT Plant Outfall(431130001) - SW	21-Aug-17	Cobalt-60	-5.42E-01	2.01E+00	1.31E+00	pCi/L
OUT Plant Outfall(433023001) - SW	18-Sep-17	Cobalt-60	5.67E-02	1.56E+00	9.13E-01	pCi/L
OUT Plant Outfall(435159001) - SW	16-Oct-17	Cobalt-60	-3.79E-01	2.27E+00	1.41E+00	pCi/L
OUT Plant Outfall(437112001) - SW	6-Nov-17	Cobalt-60	1.08E+00	1.66E+00	1.00E+00	pCi/L
OUT Plant Outfall(439155001) - SW	5-Dec-17	Cobalt-60	4.42E-02	1.47E+00	8.78E-01	pCi/L
OUT Plant Outfall(415331001) - SW	25-Jan-17	Iodine-131	1.59E+00	6.12E+00	3.59E+00	pCi/L
OUT Plant Outfall(416707001) - SW	9-Feb-17	Iodine-131	5.94E-01	2.59E+00	1.48E+00	pCi/L
OUT Plant Outfall(418873001) - SW	13-Mar-17	Iodine-131	-4.32E+00	3.52E+00	3.68E+00	pCi/L
OUT Plant Outfall(421240001) - SW	17-Apr-17	Iodine-131	8.12E-02	2.94E+00	1.72E+00	pCi/L
OUT Plant Outfall(423315001) - SW	11-May-17	Iodine-131	3.12E-01	2.90E+00	1.80E+00	pCi/L
OUT Plant Outfall(425939004) - SW	19-Jun-17	Iodine-131	1.62E-01	3.13E+00	1.87E+00	pCi/L
OUT Plant Outfall(428646001) - SW	24-Jul-17	Iodine-131	-1.35E+00	2.72E+00	1.77E+00	pCi/L
OUT Plant Outfall(431130001) - SW	21-Aug-17	Iodine-131	1.11E+00	3.28E+00	2.13E+00	pCi/L
OUT Plant Outfall(433023001) - SW	18-Sep-17	Iodine-131	-1.41E+00	1.86E+00	1.32E+00	pCi/L
OUT Plant Outfall(435159001) - SW	16-Oct-17	Iodine-131	5.26E-01	3.67E+00	2.21E+00	pCi/L
OUT Plant Outfall(437112001) - SW	6-Nov-17	Iodine-131	-6.04E+00	2.85E+00	4.10E+00	pCi/L
OUT Plant Outfall(439155001) - SW	5-Dec-17	Iodine-131	8.54E-01	3.06E+00	2.47E+00	pCi/L
OUT Plant Outfall(415331001) - SW	25-Jan-17	Iron-55	7.55E+00	8.32E+01	5.79E+01	pCi/L
OUT Plant Outfall(416707001) - SW	9-Feb-17	Iron-55	2.11E+01	7.38E+01	5.34E+01	pCi/L
OUT Plant Outfall(418873001) - SW	13-Mar-17	Iron-55	-4.21E+01	1.23E+02	8.80E+01	pCi/L
OUT Plant Outfall(421240001) - SW	17-Apr-17	Iron-55	3.07E+01	8.01E+01	6.12E+01	pCi/L

2017 DCPD REMP Analysis Results Appendix A

OUT Plant Outfall(423315001) - SW	11-May-17	Iron-55	4.92E+01	1.02E+02	7.66E+01	pCi/L
OUT Plant Outfall(425939004) - SW	19-Jun-17	Iron-55	1.92E+01	9.74E+01	7.19E+01	pCi/L
OUT Plant Outfall(428646001) - SW	24-Jul-17	Iron-55	-1.22E+01	9.09E+01	6.18E+01	pCi/L
OUT Plant Outfall(431130001) - SW	21-Aug-17	Iron-55	5.43E+01	5.98E+01	4.46E+01	pCi/L
OUT Plant Outfall(433023001) - SW	18-Sep-17	Iron-55	-3.27E+01	5.66E+01	3.48E+01	pCi/L
OUT Plant Outfall(435159001) - SW	16-Oct-17	Iron-55	-7.31E+01	1.37E+02	9.88E+01	pCi/L
OUT Plant Outfall(437112001) - SW	6-Nov-17	Iron-55	1.97E+01	6.73E+01	5.20E+01	pCi/L
OUT Plant Outfall(439155001) - SW	5-Dec-17	Iron-55	-1.74E+01	6.68E+01	4.72E+01	pCi/L
OUT Plant Outfall(415331001) - SW	25-Jan-17	Iron-59	-2.87E-01	3.99E+00	2.50E+00	pCi/L
OUT Plant Outfall(416707001) - SW	9-Feb-17	Iron-59	-5.18E-01	3.14E+00	1.87E+00	pCi/L
OUT Plant Outfall(418873001) - SW	13-Mar-17	Iron-59	5.14E-02	3.65E+00	2.18E+00	pCi/L
OUT Plant Outfall(421240001) - SW	17-Apr-17	Iron-59	1.27E-01	3.53E+00	2.07E+00	pCi/L
OUT Plant Outfall(423315001) - SW	11-May-17	Iron-59	-2.09E+00	2.86E+00	2.20E+00	pCi/L
OUT Plant Outfall(425939004) - SW	19-Jun-17	Iron-59	1.02E+00	3.75E+00	2.17E+00	pCi/L
OUT Plant Outfall(428646001) - SW	24-Jul-17	Iron-59	-2.08E+00	2.93E+00	2.14E+00	pCi/L
OUT Plant Outfall(431130001) - SW	21-Aug-17	Iron-59	2.69E-01	4.08E+00	2.74E+00	pCi/L
OUT Plant Outfall(433023001) - SW	18-Sep-17	Iron-59	4.94E-01	2.94E+00	1.68E+00	pCi/L
OUT Plant Outfall(435159001) - SW	16-Oct-17	Iron-59	-4.33E-01	4.39E+00	2.62E+00	pCi/L
OUT Plant Outfall(437112001) - SW	6-Nov-17	Iron-59	8.54E-02	2.88E+00	1.75E+00	pCi/L
OUT Plant Outfall(439155001) - SW	5-Dec-17	Iron-59	-9.79E-01	3.24E+00	2.03E+00	pCi/L
OUT Plant Outfall(415331001) - SW	25-Jan-17	Lanthanum-140	9.43E-02	4.54E+00	2.65E+00	pCi/L
OUT Plant Outfall(416707001) - SW	9-Feb-17	Lanthanum-140	-5.39E-01	2.38E+00	1.50E+00	pCi/L
OUT Plant Outfall(418873001) - SW	13-Mar-17	Lanthanum-140	5.38E-01	3.21E+00	1.84E+00	pCi/L
OUT Plant Outfall(421240001) - SW	17-Apr-17	Lanthanum-140	-2.28E-01	2.48E+00	1.54E+00	pCi/L
OUT Plant Outfall(423315001) - SW	11-May-17	Lanthanum-140	-6.68E-01	2.12E+00	1.39E+00	pCi/L
OUT Plant Outfall(425939004) - SW	19-Jun-17	Lanthanum-140	7.05E-01	2.90E+00	1.69E+00	pCi/L
OUT Plant Outfall(428646001) - SW	24-Jul-17	Lanthanum-140	4.08E-01	2.64E+00	1.63E+00	pCi/L
OUT Plant Outfall(431130001) - SW	21-Aug-17	Lanthanum-140	-1.07E+00	2.85E+00	1.87E+00	pCi/L
OUT Plant Outfall(433023001) - SW	18-Sep-17	Lanthanum-140	4.82E-01	2.24E+00	1.30E+00	pCi/L
OUT Plant Outfall(435159001) - SW	16-Oct-17	Lanthanum-140	7.08E-01	3.70E+00	2.19E+00	pCi/L
OUT Plant Outfall(437112001) - SW	6-Nov-17	Lanthanum-140	-1.34E+00	2.18E+00	1.76E+00	pCi/L
OUT Plant Outfall(439155001) - SW	5-Dec-17	Lanthanum-140	-2.62E-01	2.75E+00	1.71E+00	pCi/L
OUT Plant Outfall(415331001) - SW	25-Jan-17	Manganese-54	-1.96E-01	1.71E+00	1.06E+00	pCi/L
OUT Plant Outfall(416707001) - SW	9-Feb-17	Manganese-54	-4.62E-01	1.47E+00	1.07E+00	pCi/L
OUT Plant Outfall(418873001) - SW	13-Mar-17	Manganese-54	-4.39E-01	1.64E+00	1.05E+00	pCi/L
OUT Plant Outfall(421240001) - SW	17-Apr-17	Manganese-54	3.16E-01	1.64E+00	9.40E-01	pCi/L
OUT Plant Outfall(423315001) - SW	11-May-17	Manganese-54	-9.25E-01	1.45E+00	1.11E+00	pCi/L
OUT Plant Outfall(425939004) - SW	19-Jun-17	Manganese-54	2.80E-02	1.59E+00	9.15E-01	pCi/L
OUT Plant Outfall(428646001) - SW	24-Jul-17	Manganese-54	-4.97E-01	1.53E+00	1.07E+00	pCi/L
OUT Plant Outfall(431130001) - SW	21-Aug-17	Manganese-54	-4.04E-01	1.91E+00	1.16E+00	pCi/L
OUT Plant Outfall(433023001) - SW	18-Sep-17	Manganese-54	-1.58E-01	1.44E+00	8.99E-01	pCi/L
OUT Plant Outfall(435159001) - SW	16-Oct-17	Manganese-54	-3.88E-01	1.67E+00	1.10E+00	pCi/L
OUT Plant Outfall(437112001) - SW	6-Nov-17	Manganese-54	-4.46E-01	1.22E+00	7.93E-01	pCi/L
OUT Plant Outfall(439155001) - SW	5-Dec-17	Manganese-54	-2.89E-01	1.42E+00	8.51E-01	pCi/L
OUT Plant Outfall(415331001) - SW	25-Jan-17	Nickel-63	6.38E-01	2.57E+01	1.53E+01	pCi/L

2017 DCPD REMP Analysis Results Appendix A

OUT Plant Outfall(416707001) - SW	9-Feb-17	Nickel-63	-9.48E+00	3.42E+01	2.00E+01	pCi/L
OUT Plant Outfall(418873001) - SW	13-Mar-17	Nickel-63	-3.15E+00	2.23E+01	1.32E+01	pCi/L
OUT Plant Outfall(421240001) - SW	17-Apr-17	Nickel-63	-9.43E+00	3.31E+01	1.94E+01	pCi/L
OUT Plant Outfall(423315001) - SW	11-May-17	Nickel-63	-7.27E+00	2.60E+01	1.53E+01	pCi/L
OUT Plant Outfall(425939004) - SW	19-Jun-17	Nickel-63	2.75E+00	2.06E+01	1.24E+01	pCi/L
OUT Plant Outfall(428646001) - SW	24-Jul-17	Nickel-63	-3.64E+00	3.95E+01	2.34E+01	pCi/L
OUT Plant Outfall(431130001) - SW	21-Aug-17	Nickel-63	-1.34E+00	2.41E+01	1.43E+01	pCi/L
OUT Plant Outfall(433023001) - SW	18-Sep-17	Nickel-63	2.51E+01	3.13E+01	1.98E+01	pCi/L
OUT Plant Outfall(435159001) - SW	16-Oct-17	Nickel-63	4.67E-01	2.93E+01	1.75E+01	pCi/L
OUT Plant Outfall(437112001) - SW	6-Nov-17	Nickel-63	1.38E+01	3.53E+01	2.17E+01	pCi/L
OUT Plant Outfall(439155001) - SW	5-Dec-17	Nickel-63	3.85E-02	3.36E+01	2.00E+01	pCi/L
OUT Plant Outfall(415331001) - SW	25-Jan-17	Niobium-95	5.04E-02	2.25E+00	1.36E+00	pCi/L
OUT Plant Outfall(416707001) - SW	9-Feb-17	Niobium-95	-2.85E-01	1.53E+00	9.53E-01	pCi/L
OUT Plant Outfall(418873001) - SW	13-Mar-17	Niobium-95	5.15E-01	2.04E+00	1.18E+00	pCi/L
OUT Plant Outfall(421240001) - SW	17-Apr-17	Niobium-95	4.24E-01	1.85E+00	2.53E+00	pCi/L
OUT Plant Outfall(423315001) - SW	11-May-17	Niobium-95	3.17E-01	1.55E+00	1.27E+00	pCi/L
OUT Plant Outfall(425939004) - SW	19-Jun-17	Niobium-95	-1.99E-01	1.66E+00	1.05E+00	pCi/L
OUT Plant Outfall(428646001) - SW	24-Jul-17	Niobium-95	9.08E-01	1.69E+00	1.06E+00	pCi/L
OUT Plant Outfall(431130001) - SW	21-Aug-17	Niobium-95	-1.46E+00	1.98E+00	2.37E+00	pCi/L
OUT Plant Outfall(433023001) - SW	18-Sep-17	Niobium-95	6.68E-01	1.61E+00	9.77E-01	pCi/L
OUT Plant Outfall(435159001) - SW	16-Oct-17	Niobium-95	-5.75E-01	1.81E+00	1.16E+00	pCi/L
OUT Plant Outfall(437112001) - SW	6-Nov-17	Niobium-95	4.73E-01	1.49E+00	8.87E-01	pCi/L
OUT Plant Outfall(439155001) - SW	5-Dec-17	Niobium-95	-1.73E-01	1.48E+00	1.68E+00	pCi/L
OUT Plant Outfall(415331001) - SW	25-Jan-17	Total Strontium	-1.55E+00	3.93E+00	2.28E+00	pCi/L
OUT Plant Outfall(416707001) - SW	9-Feb-17	Total Strontium	-3.43E-02	3.29E+00	1.96E+00	pCi/L
OUT Plant Outfall(418873001) - SW	13-Mar-17	Total Strontium	-1.18E+00	2.33E+00	1.33E+00	pCi/L
OUT Plant Outfall(421240001) - SW	17-Apr-17	Total Strontium	1.77E+00	2.62E+00	1.66E+00	pCi/L
OUT Plant Outfall(423315001) - SW	11-May-17	Total Strontium	3.92E+00	5.01E+00	3.23E+00	pCi/L
OUT Plant Outfall(425939004) - SW	19-Jun-17	Total Strontium	-6.62E-01	2.64E+00	1.54E+00	pCi/L
OUT Plant Outfall(428646001) - SW	24-Jul-17	Total Strontium	-1.24E+00	7.03E+00	3.99E+00	pCi/L
OUT Plant Outfall(431130001) - SW	21-Aug-17	Total Strontium	2.49E+00	6.84E+00	4.46E+00	pCi/L
OUT Plant Outfall(433023001) - SW	18-Sep-17	Total Strontium	1.89E+00	2.62E+00	1.72E+00	pCi/L
OUT Plant Outfall(435159001) - SW	16-Oct-17	Total Strontium	2.11E+00	4.66E+00	2.89E+00	pCi/L
OUT Plant Outfall(437112001) - SW	6-Nov-17	Total Strontium	1.70E+00	2.04E+00	1.35E+00	pCi/L
OUT Plant Outfall(439155001) - SW	5-Dec-17	Total Strontium	-7.65E+00	2.67E+00	1.30E+00	pCi/L
OUT Plant Outfall(415331001) - SW	25-Jan-17	Tritium	-1.10E+02	3.03E+02	1.76E+02	pCi/L
OUT Plant Outfall(416707001) - SW	9-Feb-17	Tritium	-6.06E+01	2.42E+02	1.41E+02	pCi/L
OUT Plant Outfall(418873001) - SW	13-Mar-17	Tritium	2.73E+01	3.61E+02	2.16E+02	pCi/L
OUT Plant Outfall(421240001) - SW	17-Apr-17	Tritium	6.31E+01	2.33E+02	1.42E+02	pCi/L
OUT Plant Outfall(423315001) - SW	11-May-17	Tritium	-1.09E+01	2.37E+02	1.40E+02	pCi/L
OUT Plant Outfall(425939004) - SW	19-Jun-17	Tritium	-2.73E+01	2.83E+02	1.67E+02	pCi/L
OUT Plant Outfall(428646001) - SW	24-Jul-17	Tritium	9.96E+00	3.30E+02	1.97E+02	pCi/L
OUT Plant Outfall(431130001) - SW	21-Aug-17	Tritium	9.08E+00	2.83E+02	1.69E+02	pCi/L
OUT Plant Outfall(433023001) - SW	18-Sep-17	Tritium	-1.09E+01	2.73E+02	1.62E+02	pCi/L
OUT Plant Outfall(435159001) - SW	16-Oct-17	Tritium	1.08E+01	2.33E+02	1.39E+02	pCi/L

2017 DCPD REMP Analysis Results Appendix A

OUT Plant Outfall(437112001) - SW	6-Nov-17	Tritium	-5.65E+01	2.67E+02	1.57E+02	pCi/L
OUT Plant Outfall(439155001) - SW	5-Dec-17	Tritium	-1.83E+01	2.94E+02	1.75E+02	pCi/L
OUT Plant Outfall(415331001) - SW	25-Jan-17	Zinc-65	5.71E-02	3.91E+00	2.71E+00	pCi/L
OUT Plant Outfall(416707001) - SW	9-Feb-17	Zinc-65	7.90E-01	3.27E+00	1.86E+00	pCi/L
OUT Plant Outfall(418873001) - SW	13-Mar-17	Zinc-65	1.55E+00	4.00E+00	2.37E+00	pCi/L
OUT Plant Outfall(421240001) - SW	17-Apr-17	Zinc-65	3.58E-01	3.45E+00	2.29E+00	pCi/L
OUT Plant Outfall(423315001) - SW	11-May-17	Zinc-65	1.17E+00	3.21E+00	1.94E+00	pCi/L
OUT Plant Outfall(425939004) - SW	19-Jun-17	Zinc-65	4.75E-01	3.73E+00	2.16E+00	pCi/L
OUT Plant Outfall(428646001) - SW	24-Jul-17	Zinc-65	-7.98E-01	3.40E+00	2.11E+00	pCi/L
OUT Plant Outfall(431130001) - SW	21-Aug-17	Zinc-65	2.52E+00	4.64E+00	3.07E+00	pCi/L
OUT Plant Outfall(433023001) - SW	18-Sep-17	Zinc-65	1.01E+00	3.35E+00	1.93E+00	pCi/L
OUT Plant Outfall(435159001) - SW	16-Oct-17	Zinc-65	-1.59E+00	4.26E+00	2.73E+00	pCi/L
OUT Plant Outfall(437112001) - SW	6-Nov-17	Zinc-65	2.05E+00	3.17E+00	2.67E+00	pCi/L
OUT Plant Outfall(439155001) - SW	5-Dec-17	Zinc-65	8.51E-01	3.31E+00	1.94E+00	pCi/L
OUT Plant Outfall(415331001) - SW	25-Jan-17	Zirconium-95	3.69E-01	3.55E+00	2.13E+00	pCi/L
OUT Plant Outfall(416707001) - SW	9-Feb-17	Zirconium-95	-6.37E-03	2.56E+00	1.54E+00	pCi/L
OUT Plant Outfall(418873001) - SW	13-Mar-17	Zirconium-95	-7.92E-01	3.02E+00	1.85E+00	pCi/L
OUT Plant Outfall(421240001) - SW	17-Apr-17	Zirconium-95	6.91E-02	2.82E+00	1.73E+00	pCi/L
OUT Plant Outfall(423315001) - SW	11-May-17	Zirconium-95	1.25E+00	2.63E+00	2.20E+00	pCi/L
OUT Plant Outfall(425939004) - SW	19-Jun-17	Zirconium-95	-4.84E-01	2.93E+00	1.86E+00	pCi/L
OUT Plant Outfall(428646001) - SW	24-Jul-17	Zirconium-95	-3.29E+00	2.91E+00	3.20E+00	pCi/L
OUT Plant Outfall(431130001) - SW	21-Aug-17	Zirconium-95	1.52E+00	3.29E+00	2.05E+00	pCi/L
OUT Plant Outfall(433023001) - SW	18-Sep-17	Zirconium-95	2.11E-01	2.83E+00	1.70E+00	pCi/L
OUT Plant Outfall(435159001) - SW	16-Oct-17	Zirconium-95	-1.28E+00	3.33E+00	2.18E+00	pCi/L
OUT Plant Outfall(437112001) - SW	6-Nov-17	Zirconium-95	6.93E-01	2.47E+00	1.46E+00	pCi/L
OUT Plant Outfall(439155001) - SW	5-Dec-17	Zirconium-95	-2.04E-01	2.75E+00	1.72E+00	pCi/L

OW1 Observation Well 01 - Monitoring Well

Sample Name	Date Collected	Nuclide	Result	MDC	2 Sigma TPU	Units
OW1 Observation Well 01(415724001) - GW	31-Jan-17	BETA	9.07E+00	6.08E+00	4.24E+00	pCi/L
OW1 Observation Well 01(422771001) - GW	4-May-17	BETA	4.08E+00	5.77E+00	3.62E+00	pCi/L
OW1 Observation Well 01(430660004) - GW	15-Aug-17	BETA	2.41E+01	6.13E+00	5.87E+00	pCi/L
OW1 Observation Well 01(436002004) - GW	24-Oct-17	BETA	2.25E+01	5.03E+00	5.29E+00	pCi/L
OW1 Observation Well 01(415724001) - GW	31-Jan-17	Barium-140	-1.71E-02	9.84E+00	5.86E+00	pCi/L
OW1 Observation Well 01(422771001) - GW	4-May-17	Barium-140	-2.56E+00	9.85E+00	6.12E+00	pCi/L
OW1 Observation Well 01(430660004) - GW	15-Aug-17	Barium-140	3.48E-01	1.02E+01	6.13E+00	pCi/L
OW1 Observation Well 01(436002004) - GW	24-Oct-17	Barium-140	-7.94E-01	1.16E+01	7.74E+00	pCi/L
OW1 Observation Well 01(415724001) - GW	31-Jan-17	Cesium-134	6.14E-02	1.67E+00	1.14E+00	pCi/L
OW1 Observation Well 01(422771001) - GW	4-May-17	Cesium-134	1.44E+00	2.02E+00	1.33E+00	pCi/L
OW1 Observation Well 01(430660004) - GW	15-Aug-17	Cesium-134	-1.96E-01	1.97E+00	1.19E+00	pCi/L
OW1 Observation Well 01(436002004) - GW	24-Oct-17	Cesium-134	-4.78E-01	2.03E+00	1.28E+00	pCi/L
OW1 Observation Well 01(415724001) - GW	31-Jan-17	Cesium-137	2.83E-01	1.56E+00	1.04E+00	pCi/L
OW1 Observation Well 01(422771001) - GW	4-May-17	Cesium-137	8.73E-01	1.83E+00	1.24E+00	pCi/L
OW1 Observation Well 01(430660004) - GW	15-Aug-17	Cesium-137	3.39E-01	1.72E+00	1.16E+00	pCi/L
OW1 Observation Well 01(436002004) - GW	24-Oct-17	Cesium-137	-3.31E-01	2.07E+00	1.26E+00	pCi/L

2017 DCPD REMP Analysis Results Appendix A

OW1 Observation Well 01(415724001) - GW	31-Jan-17	Cobalt-58	8.83E-02	1.50E+00	1.03E+00	pCi/L
OW1 Observation Well 01(422771001) - GW	4-May-17	Cobalt-58	1.14E+00	1.84E+00	1.29E+00	pCi/L
OW1 Observation Well 01(430660004) - GW	15-Aug-17	Cobalt-58	-2.62E-01	1.83E+00	1.23E+00	pCi/L
OW1 Observation Well 01(436002004) - GW	24-Oct-17	Cobalt-58	-3.00E-01	2.14E+00	1.32E+00	pCi/L
OW1 Observation Well 01(415724001) - GW	31-Jan-17	Cobalt-60	5.23E-01	1.79E+00	1.05E+00	pCi/L
OW1 Observation Well 01(422771001) - GW	4-May-17	Cobalt-60	1.28E+00	2.00E+00	1.24E+00	pCi/L
OW1 Observation Well 01(430660004) - GW	15-Aug-17	Cobalt-60	1.21E+00	2.11E+00	1.29E+00	pCi/L
OW1 Observation Well 01(436002004) - GW	24-Oct-17	Cobalt-60	1.67E+00	2.35E+00	4.07E+00	pCi/L
OW1 Observation Well 01(415724001) - GW	31-Jan-17	Iodine-131	-1.60E-01	3.80E+00	2.22E+00	pCi/L
OW1 Observation Well 01(422771001) - GW	4-May-17	Iodine-131	-7.75E-01	3.50E+00	2.34E+00	pCi/L
OW1 Observation Well 01(430660004) - GW	15-Aug-17	Iodine-131	-6.98E-01	3.92E+00	2.35E+00	pCi/L
OW1 Observation Well 01(436002004) - GW	24-Oct-17	Iodine-131	1.68E+00	4.79E+00	2.92E+00	pCi/L
OW1 Observation Well 01(415724001) - GW	31-Jan-17	Iron-55	7.71E+00	8.06E+01	5.71E+01	pCi/L
OW1 Observation Well 01(422771001) - GW	4-May-17	Iron-55	1.83E+01	6.82E+01	5.08E+01	pCi/L
OW1 Observation Well 01(430660004) - GW	15-Aug-17	Iron-55	-4.22E+00	5.27E+01	3.59E+01	pCi/L
OW1 Observation Well 01(436002004) - GW	24-Oct-17	Iron-55	3.47E+01	6.89E+01	5.25E+01	pCi/L
OW1 Observation Well 01(415724001) - GW	31-Jan-17	Iron-59	-1.45E+00	3.28E+00	2.11E+00	pCi/L
OW1 Observation Well 01(422771001) - GW	4-May-17	Iron-59	-1.39E+00	3.06E+00	1.99E+00	pCi/L
OW1 Observation Well 01(430660004) - GW	15-Aug-17	Iron-59	1.72E-01	3.99E+00	2.67E+00	pCi/L
OW1 Observation Well 01(436002004) - GW	24-Oct-17	Iron-59	-2.07E+00	4.27E+00	2.84E+00	pCi/L
OW1 Observation Well 01(415724001) - GW	31-Jan-17	Lanthanum-140	-2.02E+00	3.23E+00	2.29E+00	pCi/L
OW1 Observation Well 01(422771001) - GW	4-May-17	Lanthanum-140	8.37E-01	3.35E+00	1.98E+00	pCi/L
OW1 Observation Well 01(430660004) - GW	15-Aug-17	Lanthanum-140	-2.72E+00	3.27E+00	2.59E+00	pCi/L
OW1 Observation Well 01(436002004) - GW	24-Oct-17	Lanthanum-140	2.27E+00	4.85E+00	2.92E+00	pCi/L
OW1 Observation Well 01(415724001) - GW	31-Jan-17	Manganese-54	-9.01E-01	1.52E+00	1.07E+00	pCi/L
OW1 Observation Well 01(422771001) - GW	4-May-17	Manganese-54	9.25E-01	1.70E+00	1.18E+00	pCi/L
OW1 Observation Well 01(430660004) - GW	15-Aug-17	Manganese-54	-2.32E-01	1.79E+00	1.06E+00	pCi/L
OW1 Observation Well 01(436002004) - GW	24-Oct-17	Manganese-54	-1.13E+00	1.74E+00	1.26E+00	pCi/L
OW1 Observation Well 01(415724001) - GW	31-Jan-17	Nickel-63	1.12E+01	3.67E+01	2.24E+01	pCi/L
OW1 Observation Well 01(422771001) - GW	4-May-17	Nickel-63	2.15E-02	3.25E+01	1.94E+01	pCi/L
OW1 Observation Well 01(430660004) - GW	15-Aug-17	Nickel-63	-1.04E+01	2.49E+01	1.45E+01	pCi/L
OW1 Observation Well 01(436002004) - GW	24-Oct-17	Nickel-63	-6.01E+00	3.03E+01	1.78E+01	pCi/L
OW1 Observation Well 01(415724001) - GW	31-Jan-17	Niobium-95	1.09E+00	1.83E+00	1.27E+00	pCi/L
OW1 Observation Well 01(422771001) - GW	4-May-17	Niobium-95	7.59E-01	1.81E+00	1.23E+00	pCi/L
OW1 Observation Well 01(430660004) - GW	15-Aug-17	Niobium-95	1.36E+00	2.06E+00	1.45E+00	pCi/L
OW1 Observation Well 01(436002004) - GW	24-Oct-17	Niobium-95	2.45E+00	2.45E+00	2.32E+00	pCi/L
OW1 Observation Well 01(415724001) - GW	31-Jan-17	Total Strontium	2.55E-01	4.61E-01	3.16E-01	pCi/L
OW1 Observation Well 01(422771001) - GW	4-May-17	Total Strontium	1.75E-01	8.40E-01	5.23E-01	pCi/L
OW1 Observation Well 01(430660004) - GW	15-Aug-17	Total Strontium	-1.97E-01	9.34E-01	5.28E-01	pCi/L
OW1 Observation Well 01(436002004) - GW	24-Oct-17	Total Strontium	5.19E-02	9.14E-01	5.51E-01	pCi/L
OW1 Observation Well 01(415724001) - GW	31-Jan-17	Tritium	8.16E+02	3.38E+02	2.86E+02	pCi/L
OW1 Observation Well 01(422771001) - GW	4-May-17	Tritium	3.96E+02	2.65E+02	1.91E+02	pCi/L
OW1 Observation Well 01(430660004) - GW	15-Aug-17	Tritium	1.37E+02	2.91E+02	1.81E+02	pCi/L
OW1 Observation Well 01(436002004) - GW	24-Oct-17	Tritium	2.81E+02	2.81E+02	1.88E+02	pCi/L
OW1 Observation Well 01(415724001) - GW	31-Jan-17	Zinc-65	-4.18E-01	3.25E+00	2.19E+00	pCi/L

2017 DCPD REMP Analysis Results Appendix A

OW1 Observation Well 01(422771001) - GW	4-May-17	Zinc-65	-4.44E-01	3.57E+00	2.41E+00	pCi/L
OW1 Observation Well 01(430660004) - GW	15-Aug-17	Zinc-65	8.44E-01	3.95E+00	2.80E+00	pCi/L
OW1 Observation Well 01(436002004) - GW	24-Oct-17	Zinc-65	-2.19E+00	4.32E+00	3.33E+00	pCi/L
OW1 Observation Well 01(415724001) - GW	31-Jan-17	Zirconium-95	1.08E+00	3.11E+00	1.89E+00	pCi/L
OW1 Observation Well 01(422771001) - GW	4-May-17	Zirconium-95	1.12E+00	3.24E+00	1.98E+00	pCi/L
OW1 Observation Well 01(430660004) - GW	15-Aug-17	Zirconium-95	-1.74E+00	2.95E+00	2.12E+00	pCi/L
OW1 Observation Well 01(436002004) - GW	24-Oct-17	Zirconium-95	1.73E+00	3.81E+00	2.56E+00	pCi/L

PMO Pismo Beach Sand

Sample Name	Date Collected	Nuclide	Result	MDC	2 Sigma TPU	Units
PMO Pismo Beach(419021001) - SD	16-Mar-17	Barium-140	5.38E+01	2.85E+02	1.60E+02	pCi/kg
PMO Pismo Beach(431150005) - SD	24-Aug-17	Barium-140	-1.42E+02	4.05E+02	2.64E+02	pCi/kg
PMO Pismo Beach(419021001) - SD	16-Mar-17	Cesium-134	8.47E+01	8.47E+01	9.35E+01	pCi/kg
PMO Pismo Beach(431150005) - SD	24-Aug-17	Cesium-134	-3.26E+01	4.95E+01	4.00E+01	pCi/kg
PMO Pismo Beach(419021001) - SD	16-Mar-17	Cesium-137	2.35E+01	4.90E+01	3.86E+01	pCi/kg
PMO Pismo Beach(431150005) - SD	24-Aug-17	Cesium-137	0.00E+00	5.13E+01	0.00E+00	pCi/kg
PMO Pismo Beach(419021001) - SD	16-Mar-17	Cobalt-58	-2.44E+01	4.89E+01	3.63E+01	pCi/kg
PMO Pismo Beach(431150005) - SD	24-Aug-17	Cobalt-58	-2.85E+01	3.89E+01	3.39E+01	pCi/kg
PMO Pismo Beach(419021001) - SD	16-Mar-17	Cobalt-60	9.10E+00	6.22E+01	3.69E+01	pCi/kg
PMO Pismo Beach(431150005) - SD	24-Aug-17	Cobalt-60	-4.79E+00	5.61E+01	3.44E+01	pCi/kg
PMO Pismo Beach(419021001) - SD	16-Mar-17	Iron-55	-4.39E+03	1.56E+04	1.12E+04	pCi/kg
PMO Pismo Beach(431150005) - SD	24-Aug-17	Iron-55	4.49E+03	8.83E+03	6.10E+03	pCi/kg
PMO Pismo Beach(419021001) - SD	16-Mar-17	Iron-59	-4.98E+01	1.30E+02	8.88E+01	pCi/kg
PMO Pismo Beach(431150005) - SD	24-Aug-17	Iron-59	-7.33E+01	1.41E+02	1.00E+02	pCi/kg
PMO Pismo Beach(419021001) - SD	16-Mar-17	Lanthanum-140	6.01E+00	5.93E+01	3.27E+01	pCi/kg
PMO Pismo Beach(431150005) - SD	24-Aug-17	Lanthanum-140	4.64E+01	1.27E+02	6.30E+01	pCi/kg
PMO Pismo Beach(419021001) - SD	16-Mar-17	Manganese-54	-1.09E+01	5.55E+01	3.59E+01	pCi/kg
PMO Pismo Beach(431150005) - SD	24-Aug-17	Manganese-54	-3.27E+00	5.14E+01	3.18E+01	pCi/kg
PMO Pismo Beach(419021001) - SD	16-Mar-17	Nickel-63	9.68E+02	2.43E+03	1.48E+03	pCi/kg
PMO Pismo Beach(431150005) - SD	24-Aug-17	Nickel-63	8.94E+02	1.86E+03	1.14E+03	pCi/kg
PMO Pismo Beach(419021001) - SD	16-Mar-17	Niobium-95	-1.11E+01	5.36E+01	3.92E+01	pCi/kg
PMO Pismo Beach(431150005) - SD	24-Aug-17	Niobium-95	4.05E+01	6.30E+01	3.54E+01	pCi/kg
PMO Pismo Beach(419021001) - SD	16-Mar-17	Total Strontium	-5.88E+02	1.02E+03	5.16E+02	pCi/kg
PMO Pismo Beach(431150005) - SD	24-Aug-17	Total Strontium	1.49E+02	6.06E+02	3.86E+02	pCi/kg
PMO Pismo Beach(419021001) - SD	16-Mar-17	Zinc-65	-4.10E+01	1.35E+02	9.37E+01	pCi/kg
PMO Pismo Beach(431150005) - SD	24-Aug-17	Zinc-65	-6.64E+01	1.23E+02	8.88E+01	pCi/kg
PMO Pismo Beach(419021001) - SD	16-Mar-17	Zirconium-95	7.24E+01	1.14E+02	6.41E+01	pCi/kg
PMO Pismo Beach(431150005) - SD	24-Aug-17	Zirconium-95	2.52E+01	1.26E+02	7.17E+01	pCi/kg

2017 DCPD REMP Analysis Results Appendix A

PON Pacific Ocean North of Diablo Cove - Aquatic Vegetation Kelp

Sample Name	Date Collected	Nuclide	Result	MDC	2 Sigma TPU	Units
PON Pacific Ocean North of Diablo Cove(415202003) - AV Kelp	25-Jan-17	Cesium-134	-3.76E+00	1.72E+01	1.05E+01	pCi/kg
PON Pacific Ocean North of Diablo Cove(421119004) - AV Kelp	17-Apr-17	Cesium-134	-3.09E+00	1.10E+01	6.96E+00	pCi/kg
PON Pacific Ocean North of Diablo Cove(428646006) - AV Kelp	24-Jul-17	Cesium-134	3.25E-01	1.45E+01	8.39E+00	pCi/kg
PON Pacific Ocean North of Diablo Cove(435159005) - AV Kelp	16-Oct-17	Cesium-134	7.09E+00	1.81E+01	1.04E+01	pCi/kg
PON Pacific Ocean North of Diablo Cove(415202003) - AV Kelp	25-Jan-17	Cesium-137	3.20E+00	1.76E+01	1.00E+01	pCi/kg
PON Pacific Ocean North of Diablo Cove(421119004) - AV Kelp	17-Apr-17	Cesium-137	4.10E+00	1.13E+01	6.63E+00	pCi/kg
PON Pacific Ocean North of Diablo Cove(428646006) - AV Kelp	24-Jul-17	Cesium-137	1.18E+01	1.18E+01	1.16E+01	pCi/kg
PON Pacific Ocean North of Diablo Cove(435159005) - AV Kelp	16-Oct-17	Cesium-137	2.64E+00	1.56E+01	9.39E+00	pCi/kg
PON Pacific Ocean North of Diablo Cove(415202003) - AV Kelp	25-Jan-17	Cobalt-58	3.07E+00	1.66E+01	9.51E+00	pCi/kg
PON Pacific Ocean North of Diablo Cove(421119004) - AV Kelp	17-Apr-17	Cobalt-58	5.94E+00	1.10E+01	6.65E+00	pCi/kg
PON Pacific Ocean North of Diablo Cove(428646006) - AV Kelp	24-Jul-17	Cobalt-58	-1.21E+00	1.40E+01	9.52E+00	pCi/kg
PON Pacific Ocean North of Diablo Cove(435159005) - AV Kelp	16-Oct-17	Cobalt-58	-3.66E+00	1.56E+01	9.58E+00	pCi/kg
PON Pacific Ocean North of Diablo Cove(415202003) - AV Kelp	25-Jan-17	Cobalt-60	-6.69E+00	1.61E+01	1.11E+01	pCi/kg
PON Pacific Ocean North of Diablo Cove(421119004) - AV Kelp	17-Apr-17	Cobalt-60	-2.56E+00	1.33E+01	8.89E+00	pCi/kg
PON Pacific Ocean North of Diablo Cove(428646006) - AV Kelp	24-Jul-17	Cobalt-60	-9.44E-01	1.70E+01	1.01E+01	pCi/kg
PON Pacific Ocean North of Diablo Cove(435159005) - AV Kelp	16-Oct-17	Cobalt-60	1.39E+00	1.82E+01	1.08E+01	pCi/kg

PON Pacific Ocean North of Diablo Cove - Fish Perch

Sample Name	Date Collected	Nuclide	Result	MDC	2 Sigma TPU	Units
PON Pacific Ocean North of Diablo Cove(417211010) - FH Perch	13-Feb-17	Cesium-134	-3.42E-01	4.98E+00	3.12E+00	pCi/kg
PON Pacific Ocean North of Diablo Cove(422991010) - FH Perch	4-May-17	Cesium-134	-4.45E-01	3.84E+00	2.40E+00	pCi/kg
PON Pacific Ocean North of Diablo Cove(429520006) - FH Perch	27-Jul-17	Cesium-134	1.71E+00	4.46E+00	2.59E+00	pCi/kg
PON Pacific Ocean North of Diablo Cove(437746005) - FH Perch	8-Nov-17	Cesium-134	9.92E-01	5.10E+00	2.94E+00	pCi/kg
PON Pacific Ocean North of Diablo Cove(417211010) - FH Perch	13-Feb-17	Cesium-137	3.56E+00	5.61E+00	3.56E+00	pCi/kg
PON Pacific Ocean North of Diablo Cove(422991010) - FH Perch	4-May-17	Cesium-137	3.69E+00	3.69E+00	4.31E+00	pCi/kg
PON Pacific Ocean North of Diablo Cove(429520006) - FH Perch	27-Jul-17	Cesium-137	2.66E+00	4.41E+00	2.80E+00	pCi/kg
PON Pacific Ocean North of Diablo Cove(437746005) - FH Perch	8-Nov-17	Cesium-137	4.70E+00	4.70E+00	4.43E+00	pCi/kg
PON Pacific Ocean North of Diablo Cove(417211010) - FH Perch	13-Feb-17	Cobalt-58	4.72E+00	4.72E+00	6.47E+00	pCi/kg
PON Pacific Ocean North of Diablo Cove(422991010) - FH Perch	4-May-17	Cobalt-58	2.32E-01	3.78E+00	2.30E+00	pCi/kg
PON Pacific Ocean North of Diablo Cove(429520006) - FH Perch	27-Jul-17	Cobalt-58	2.41E-01	4.40E+00	2.53E+00	pCi/kg
PON Pacific Ocean North of Diablo Cove(437746005) - FH Perch	8-Nov-17	Cobalt-58	1.38E+00	4.80E+00	2.77E+00	pCi/kg
PON Pacific Ocean North of Diablo Cove(417211010) - FH Perch	13-Feb-17	Cobalt-60	-1.67E+00	4.77E+00	3.13E+00	pCi/kg
PON Pacific Ocean North of Diablo Cove(422991010) - FH Perch	4-May-17	Cobalt-60	1.53E+00	4.34E+00	2.51E+00	pCi/kg
PON Pacific Ocean North of Diablo Cove(429520006) - FH Perch	27-Jul-17	Cobalt-60	1.03E+00	4.69E+00	2.78E+00	pCi/kg
PON Pacific Ocean North of Diablo Cove(437746005) - FH Perch	8-Nov-17	Cobalt-60	-1.20E+00	4.49E+00	2.94E+00	pCi/kg
PON Pacific Ocean North of Diablo Cove(417211010) - FH Perch	13-Feb-17	Iron-59	2.65E+00	1.31E+01	7.62E+00	pCi/kg
PON Pacific Ocean North of Diablo Cove(422991010) - FH Perch	4-May-17	Iron-59	-4.07E+00	9.38E+00	6.25E+00	pCi/kg
PON Pacific Ocean North of Diablo Cove(429520006) - FH Perch	27-Jul-17	Iron-59	-4.09E+00	1.05E+01	7.00E+00	pCi/kg
PON Pacific Ocean North of Diablo Cove(437746005) - FH Perch	8-Nov-17	Iron-59	-7.97E-01	1.34E+01	8.12E+00	pCi/kg
PON Pacific Ocean North of Diablo Cove(417211010) - FH Perch	13-Feb-17	Manganese-54	1.95E+00	4.97E+00	2.87E+00	pCi/kg
PON Pacific Ocean North of Diablo Cove(422991010) - FH Perch	4-May-17	Manganese-54	-1.13E+00	3.48E+00	2.30E+00	pCi/kg
PON Pacific Ocean North of Diablo Cove(429520006) - FH Perch	27-Jul-17	Manganese-54	-1.25E+00	3.62E+00	2.56E+00	pCi/kg
PON Pacific Ocean North of Diablo Cove(437746005) - FH Perch	8-Nov-17	Manganese-54	-2.61E+00	4.44E+00	3.58E+00	pCi/kg

2017 DCPD REMP Analysis Results Appendix A

PON Pacific Ocean North of Diablo Cove(417211010) - FH Perch	13-Feb-17	Zinc-65	4.87E+00	1.27E+01	8.31E+00	pCi/kg
PON Pacific Ocean North of Diablo Cove(422991010) - FH Perch	4-May-17	Zinc-65	4.35E+00	9.94E+00	5.82E+00	pCi/kg
PON Pacific Ocean North of Diablo Cove(429520006) - FH Perch	27-Jul-17	Zinc-65	2.12E+00	1.07E+01	6.28E+00	pCi/kg
PON Pacific Ocean North of Diablo Cove(437746005) - FH Perch	8-Nov-17	Zinc-65	-6.48E+00	1.07E+01	7.58E+00	pCi/kg

PON Pacific Ocean North of Diablo Cove - Rockfish

Sample Name	Date Collected	Nuclide	Result	MDC	2 Sigma TPU	Units
PON Pacific Ocean North of Diablo Cove(417211006) - FH Rockfsh	13-Feb-17	Cesium-134	-5.54E-01	5.19E+00	3.08E+00	pCi/kg
PON Pacific Ocean North of Diablo Cove(422991006) - FH Rockfsh	4-May-17	Cesium-134	1.13E+00	4.99E+00	2.87E+00	pCi/kg
PON Pacific Ocean North of Diablo Cove(429520008) - FH Rockfsh	27-Jul-17	Cesium-134	-4.23E+00	5.68E+00	5.82E+00	pCi/kg
PON Pacific Ocean North of Diablo Cove(437746007) - FH Rockfsh	8-Nov-17	Cesium-134	2.20E+00	4.28E+00	2.52E+00	pCi/kg
PON Pacific Ocean North of Diablo Cove(417211006) - FH Rockfsh	13-Feb-17	Cesium-137	6.33E+00	5.04E+00	5.64E+00	pCi/kg
PON Pacific Ocean North of Diablo Cove(422991006) - FH Rockfsh	4-May-17	Cesium-137	4.05E+00	4.05E+00	4.19E+00	pCi/kg
PON Pacific Ocean North of Diablo Cove(429520008) - FH Rockfsh	27-Jul-17	Cesium-137	2.60E+00	5.00E+00	5.35E+00	pCi/kg
PON Pacific Ocean North of Diablo Cove(437746007) - FH Rockfsh	8-Nov-17	Cesium-137	5.32E+00	3.61E+00	3.52E+00	pCi/kg
PON Pacific Ocean North of Diablo Cove(417211006) - FH Rockfsh	13-Feb-17	Cobalt-58	7.41E-01	5.22E+00	3.01E+00	pCi/kg
PON Pacific Ocean North of Diablo Cove(422991006) - FH Rockfsh	4-May-17	Cobalt-58	2.22E-01	4.92E+00	2.86E+00	pCi/kg
PON Pacific Ocean North of Diablo Cove(429520008) - FH Rockfsh	27-Jul-17	Cobalt-58	-1.82E+00	5.57E+00	3.48E+00	pCi/kg
PON Pacific Ocean North of Diablo Cove(437746007) - FH Rockfsh	8-Nov-17	Cobalt-58	8.80E-01	4.66E+00	2.66E+00	pCi/kg
PON Pacific Ocean North of Diablo Cove(417211006) - FH Rockfsh	13-Feb-17	Cobalt-60	-2.92E+00	5.10E+00	3.65E+00	pCi/kg
PON Pacific Ocean North of Diablo Cove(422991006) - FH Rockfsh	4-May-17	Cobalt-60	4.28E-01	5.29E+00	3.19E+00	pCi/kg
PON Pacific Ocean North of Diablo Cove(429520008) - FH Rockfsh	27-Jul-17	Cobalt-60	1.11E+00	5.65E+00	3.35E+00	pCi/kg
PON Pacific Ocean North of Diablo Cove(437746007) - FH Rockfsh	8-Nov-17	Cobalt-60	-8.46E-01	4.24E+00	2.62E+00	pCi/kg
PON Pacific Ocean North of Diablo Cove(417211006) - FH Rockfsh	13-Feb-17	Iron-59	3.62E+00	1.39E+01	9.24E+00	pCi/kg
PON Pacific Ocean North of Diablo Cove(422991006) - FH Rockfsh	4-May-17	Iron-59	-1.34E+00	1.09E+01	6.67E+00	pCi/kg
PON Pacific Ocean North of Diablo Cove(429520008) - FH Rockfsh	27-Jul-17	Iron-59	-3.03E+00	1.29E+01	8.03E+00	pCi/kg
PON Pacific Ocean North of Diablo Cove(437746007) - FH Rockfsh	8-Nov-17	Iron-59	3.37E+00	1.19E+01	7.10E+00	pCi/kg
PON Pacific Ocean North of Diablo Cove(417211006) - FH Rockfsh	13-Feb-17	Manganese-54	2.23E-01	5.15E+00	2.99E+00	pCi/kg
PON Pacific Ocean North of Diablo Cove(422991006) - FH Rockfsh	4-May-17	Manganese-54	-8.44E-01	3.88E+00	2.38E+00	pCi/kg
PON Pacific Ocean North of Diablo Cove(429520008) - FH Rockfsh	27-Jul-17	Manganese-54	-9.31E-01	5.01E+00	3.02E+00	pCi/kg
PON Pacific Ocean North of Diablo Cove(437746007) - FH Rockfsh	8-Nov-17	Manganese-54	8.43E-01	4.09E+00	2.34E+00	pCi/kg
PON Pacific Ocean North of Diablo Cove(417211006) - FH Rockfsh	13-Feb-17	Zinc-65	2.47E+00	1.26E+01	7.44E+00	pCi/kg
PON Pacific Ocean North of Diablo Cove(422991006) - FH Rockfsh	4-May-17	Zinc-65	-9.37E-01	1.14E+01	6.91E+00	pCi/kg
PON Pacific Ocean North of Diablo Cove(429520008) - FH Rockfsh	27-Jul-17	Zinc-65	-4.74E+00	1.17E+01	9.86E+00	pCi/kg
PON Pacific Ocean North of Diablo Cove(437746007) - FH Rockfsh	8-Nov-17	Zinc-65	-1.60E+00	9.90E+00	6.80E+00	pCi/kg

PON Pacific Ocean North of Diablo Cove - Intertidal Mussel

Sample Name	Date Collected	Nuclide	Result	MDC	2 Sigma TPU	Units
PON Pacific Ocean North of Diablo Cove(416700003) - IM	8-Feb-17	Cesium-134	1.91E+00	8.39E+00	5.03E+00	pCi/kg
PON Pacific Ocean North of Diablo Cove(416700003) - IM	8-Feb-17	Cesium-137	1.62E+00	8.65E+00	5.16E+00	pCi/kg
PON Pacific Ocean North of Diablo Cove(416700003) - IM	8-Feb-17	Cobalt-58	1.08E+00	7.70E+00	5.18E+00	pCi/kg
PON Pacific Ocean North of Diablo Cove(416700003) - IM	8-Feb-17	Cobalt-60	5.67E+00	1.00E+01	6.19E+00	pCi/kg
PON Pacific Ocean North of Diablo Cove(416700003) - IM	8-Feb-17	Iron-59	-9.18E+00	1.55E+01	1.08E+01	pCi/kg
PON Pacific Ocean North of Diablo Cove(416700003) - IM	8-Feb-17	Manganese-54	-2.08E+00	6.59E+00	4.39E+00	pCi/kg
PON Pacific Ocean North of Diablo Cove(416700003) - IM	8-Feb-17	Zinc-65	3.07E+00	1.44E+01	9.09E+00	pCi/kg

2017 DCPD REMP Analysis Results Appendix A

POS Pacific Ocean South of Diablo Cove - Aquatic Vegetation Kelp

Sample Name	Date Collected	Nuclide	Result	MDC	2 Sigma TPU	Units
POS Pacific Ocean South of Diablo Cove(415202002) - AV Kelp	25-Jan-17	Cesium-134	-6.25E-01	1.43E+01	9.31E+00	pCi/kg
POS Pacific Ocean South of Diablo Cove(421119003) - AV Kelp	17-Apr-17	Cesium-134	4.87E-01	1.26E+01	7.70E+00	pCi/kg
POS Pacific Ocean South of Diablo Cove(428646007) - AV Kelp	24-Jul-17	Cesium-134	-2.59E+00	1.09E+01	6.64E+00	pCi/kg
POS Pacific Ocean South of Diablo Cove(435159004) - AV Kelp	16-Oct-17	Cesium-134	4.56E+00	1.01E+01	6.06E+00	pCi/kg
POS Pacific Ocean South of Diablo Cove(415202002) - AV Kelp	25-Jan-17	Cesium-137	-5.59E+00	1.11E+01	7.80E+00	pCi/kg
POS Pacific Ocean South of Diablo Cove(421119003) - AV Kelp	17-Apr-17	Cesium-137	-3.58E+00	9.98E+00	6.57E+00	pCi/kg
POS Pacific Ocean South of Diablo Cove(428646007) - AV Kelp	24-Jul-17	Cesium-137	1.53E+00	1.03E+01	5.84E+00	pCi/kg
POS Pacific Ocean South of Diablo Cove(435159004) - AV Kelp	16-Oct-17	Cesium-137	-6.61E-01	8.63E+00	5.29E+00	pCi/kg
POS Pacific Ocean South of Diablo Cove(415202002) - AV Kelp	25-Jan-17	Cobalt-58	-5.74E+00	1.19E+01	8.39E+00	pCi/kg
POS Pacific Ocean South of Diablo Cove(421119003) - AV Kelp	17-Apr-17	Cobalt-58	-2.11E+00	9.86E+00	6.36E+00	pCi/kg
POS Pacific Ocean South of Diablo Cove(428646007) - AV Kelp	24-Jul-17	Cobalt-58	-3.27E+00	1.03E+01	6.46E+00	pCi/kg
POS Pacific Ocean South of Diablo Cove(435159004) - AV Kelp	16-Oct-17	Cobalt-58	8.11E-01	1.01E+01	6.12E+00	pCi/kg
POS Pacific Ocean South of Diablo Cove(415202002) - AV Kelp	25-Jan-17	Cobalt-60	-6.89E+00	1.11E+01	1.02E+01	pCi/kg
POS Pacific Ocean South of Diablo Cove(421119003) - AV Kelp	17-Apr-17	Cobalt-60	3.07E+00	1.31E+01	7.58E+00	pCi/kg
POS Pacific Ocean South of Diablo Cove(428646007) - AV Kelp	24-Jul-17	Cobalt-60	3.51E+00	1.24E+01	7.32E+00	pCi/kg
POS Pacific Ocean South of Diablo Cove(435159004) - AV Kelp	16-Oct-17	Cobalt-60	-3.01E+00	9.72E+00	6.35E+00	pCi/kg

POS Pacific Ocean South of Diablo Cove - Fish Perch

Sample Name	Date Collected	Nuclide	Result	MDC	2 Sigma TPU	Units
POS Pacific Ocean South of Diablo Cove(417211011) - FH Perch	13-Feb-17	Cesium-134	2.61E+00	6.82E+00	4.08E+00	pCi/kg
POS Pacific Ocean South of Diablo Cove(422991011) - FH Perch	3-May-17	Cesium-134	-5.61E-02	4.07E+00	2.36E+00	pCi/kg
POS Pacific Ocean South of Diablo Cove(429520007) - FH Perch	18-Jul-17	Cesium-134	2.23E-01	4.05E+00	2.46E+00	pCi/kg
POS Pacific Ocean South of Diablo Cove(437746006) - FH Perch	7-Nov-17	Cesium-134	5.48E-01	4.05E+00	2.44E+00	pCi/kg
POS Pacific Ocean South of Diablo Cove(417211011) - FH Perch	13-Feb-17	Cesium-137	5.33E+00	5.33E+00	6.85E+00	pCi/kg
POS Pacific Ocean South of Diablo Cove(422991011) - FH Perch	3-May-17	Cesium-137	4.57E+00	4.57E+00	3.46E+00	pCi/kg
POS Pacific Ocean South of Diablo Cove(429520007) - FH Perch	18-Jul-17	Cesium-137	1.87E+00	3.91E+00	2.38E+00	pCi/kg
POS Pacific Ocean South of Diablo Cove(437746006) - FH Perch	7-Nov-17	Cesium-137	3.49E+00	3.49E+00	5.62E+00	pCi/kg
POS Pacific Ocean South of Diablo Cove(417211011) - FH Perch	13-Feb-17	Cobalt-58	5.83E-01	5.87E+00	3.39E+00	pCi/kg
POS Pacific Ocean South of Diablo Cove(422991011) - FH Perch	3-May-17	Cobalt-58	-2.15E+00	3.23E+00	2.53E+00	pCi/kg
POS Pacific Ocean South of Diablo Cove(429520007) - FH Perch	18-Jul-17	Cobalt-58	4.24E+00	4.24E+00	5.25E+00	pCi/kg
POS Pacific Ocean South of Diablo Cove(437746006) - FH Perch	7-Nov-17	Cobalt-58	-3.74E-02	3.87E+00	2.37E+00	pCi/kg
POS Pacific Ocean South of Diablo Cove(417211011) - FH Perch	13-Feb-17	Cobalt-60	-1.94E+00	5.64E+00	3.61E+00	pCi/kg
POS Pacific Ocean South of Diablo Cove(422991011) - FH Perch	3-May-17	Cobalt-60	3.69E-01	4.03E+00	2.40E+00	pCi/kg
POS Pacific Ocean South of Diablo Cove(429520007) - FH Perch	18-Jul-17	Cobalt-60	7.63E-01	4.62E+00	2.68E+00	pCi/kg
POS Pacific Ocean South of Diablo Cove(437746006) - FH Perch	7-Nov-17	Cobalt-60	-2.33E+00	3.82E+00	2.72E+00	pCi/kg
POS Pacific Ocean South of Diablo Cove(417211011) - FH Perch	13-Feb-17	Iron-59	1.37E+01	1.37E+01	3.58E+01	pCi/kg
POS Pacific Ocean South of Diablo Cove(422991011) - FH Perch	3-May-17	Iron-59	1.14E-01	9.29E+00	5.49E+00	pCi/kg
POS Pacific Ocean South of Diablo Cove(429520007) - FH Perch	18-Jul-17	Iron-59	3.01E+00	1.27E+01	7.32E+00	pCi/kg
POS Pacific Ocean South of Diablo Cove(437746006) - FH Perch	7-Nov-17	Iron-59	-1.85E+00	1.07E+01	6.41E+00	pCi/kg
POS Pacific Ocean South of Diablo Cove(417211011) - FH Perch	13-Feb-17	Manganese-54	-2.07E+00	5.30E+00	3.37E+00	pCi/kg
POS Pacific Ocean South of Diablo Cove(422991011) - FH Perch	3-May-17	Manganese-54	-1.52E+00	3.32E+00	2.14E+00	pCi/kg
POS Pacific Ocean South of Diablo Cove(429520007) - FH Perch	18-Jul-17	Manganese-54	-3.09E-01	3.71E+00	2.31E+00	pCi/kg

2017 DCPD REMP Analysis Results Appendix A

POS Pacific Ocean South of Diablo Cove(437746006) - FH Perch	7-Nov-17	Manganese-54	-1.38E+00	3.63E+00	2.43E+00	pCi/kg
POS Pacific Ocean South of Diablo Cove(417211011) - FH Perch	13-Feb-17	Zinc-65	-6.75E+00	1.30E+01	8.68E+00	pCi/kg
POS Pacific Ocean South of Diablo Cove(422991011) - FH Perch	3-May-17	Zinc-65	-3.19E+00	8.30E+00	5.34E+00	pCi/kg
POS Pacific Ocean South of Diablo Cove(429520007) - FH Perch	18-Jul-17	Zinc-65	-9.02E-01	9.43E+00	5.58E+00	pCi/kg
POS Pacific Ocean South of Diablo Cove(437746006) - FH Perch	7-Nov-17	Zinc-65	1.86E+00	8.87E+00	5.73E+00	pCi/kg

POS Pacific Ocean South of Diablo Cove - Rockfish

Sample Name	Date Collected	Nuclide	Result	MDC	2 Sigma TPU	Units
POS Pacific Ocean South of Diablo Cove(417211007) - FH Rockfsh	13-Feb-17	Cesium-134	9.80E-01	3.83E+00	2.41E+00	pCi/kg
POS Pacific Ocean South of Diablo Cove(422991007) - FH Rockfsh	3-May-17	Cesium-134	-1.28E+00	4.53E+00	2.96E+00	pCi/kg
POS Pacific Ocean South of Diablo Cove(429520009) - FH Rockfsh	18-Jul-17	Cesium-134	8.09E-01	5.63E+00	3.41E+00	pCi/kg
POS Pacific Ocean South of Diablo Cove(437746008) - FH Rockfsh	7-Nov-17	Cesium-134	-9.08E-01	3.59E+00	2.31E+00	pCi/kg
POS Pacific Ocean South of Diablo Cove(417211007) - FH Rockfsh	13-Feb-17	Cesium-137	2.93E+00	3.45E+00	3.81E+00	pCi/kg
POS Pacific Ocean South of Diablo Cove(422991007) - FH Rockfsh	3-May-17	Cesium-137	2.33E+00	4.09E+00	3.32E+00	pCi/kg
POS Pacific Ocean South of Diablo Cove(429520009) - FH Rockfsh	18-Jul-17	Cesium-137	3.75E+00	4.80E+00	7.26E+00	pCi/kg
POS Pacific Ocean South of Diablo Cove(437746008) - FH Rockfsh	7-Nov-17	Cesium-137	3.21E+00	3.21E+00	4.01E+00	pCi/kg
POS Pacific Ocean South of Diablo Cove(417211007) - FH Rockfsh	13-Feb-17	Cobalt-58	1.18E-01	3.60E+00	2.20E+00	pCi/kg
POS Pacific Ocean South of Diablo Cove(422991007) - FH Rockfsh	3-May-17	Cobalt-58	-1.15E+00	3.82E+00	2.35E+00	pCi/kg
POS Pacific Ocean South of Diablo Cove(429520009) - FH Rockfsh	18-Jul-17	Cobalt-58	-5.36E+00	4.77E+00	4.24E+00	pCi/kg
POS Pacific Ocean South of Diablo Cove(437746008) - FH Rockfsh	7-Nov-17	Cobalt-58	-8.76E-01	3.78E+00	2.43E+00	pCi/kg
POS Pacific Ocean South of Diablo Cove(417211007) - FH Rockfsh	13-Feb-17	Cobalt-60	-1.96E+00	3.33E+00	2.34E+00	pCi/kg
POS Pacific Ocean South of Diablo Cove(422991007) - FH Rockfsh	3-May-17	Cobalt-60	1.80E-01	4.31E+00	2.56E+00	pCi/kg
POS Pacific Ocean South of Diablo Cove(429520009) - FH Rockfsh	18-Jul-17	Cobalt-60	8.35E-01	5.59E+00	3.27E+00	pCi/kg
POS Pacific Ocean South of Diablo Cove(437746008) - FH Rockfsh	7-Nov-17	Cobalt-60	-3.76E-01	3.75E+00	2.26E+00	pCi/kg
POS Pacific Ocean South of Diablo Cove(417211007) - FH Rockfsh	13-Feb-17	Iron-59	4.96E+00	1.01E+01	6.00E+00	pCi/kg
POS Pacific Ocean South of Diablo Cove(422991007) - FH Rockfsh	3-May-17	Iron-59	-3.59E+00	1.01E+01	6.45E+00	pCi/kg
POS Pacific Ocean South of Diablo Cove(429520009) - FH Rockfsh	18-Jul-17	Iron-59	-3.07E+00	1.55E+01	9.42E+00	pCi/kg
POS Pacific Ocean South of Diablo Cove(437746008) - FH Rockfsh	7-Nov-17	Iron-59	7.19E+00	1.14E+01	6.96E+00	pCi/kg
POS Pacific Ocean South of Diablo Cove(417211007) - FH Rockfsh	13-Feb-17	Manganese-54	-8.13E-01	3.39E+00	2.19E+00	pCi/kg
POS Pacific Ocean South of Diablo Cove(422991007) - FH Rockfsh	3-May-17	Manganese-54	1.31E+00	4.14E+00	2.37E+00	pCi/kg
POS Pacific Ocean South of Diablo Cove(429520009) - FH Rockfsh	18-Jul-17	Manganese-54	1.04E+00	4.91E+00	2.97E+00	pCi/kg
POS Pacific Ocean South of Diablo Cove(437746008) - FH Rockfsh	7-Nov-17	Manganese-54	8.62E-01	3.48E+00	2.09E+00	pCi/kg
POS Pacific Ocean South of Diablo Cove(417211007) - FH Rockfsh	13-Feb-17	Zinc-65	-3.37E+00	8.48E+00	5.41E+00	pCi/kg
POS Pacific Ocean South of Diablo Cove(422991007) - FH Rockfsh	3-May-17	Zinc-65	6.19E-01	1.08E+01	6.35E+00	pCi/kg
POS Pacific Ocean South of Diablo Cove(429520009) - FH Rockfsh	18-Jul-17	Zinc-65	4.92E+00	1.29E+01	7.52E+00	pCi/kg
POS Pacific Ocean South of Diablo Cove(437746008) - FH Rockfsh	7-Nov-17	Zinc-65	4.11E+00	9.54E+00	5.57E+00	pCi/kg

POS Pacific Ocean South of Diablo Cove - Intertidal Mussel

Sample Name	Date Collected	Nuclide	Result	MDC	2 Sigma TPU	Units
POS Pacific Ocean South of Diablo Cove(416700001) - IM	8-Feb-17	Cesium-134	-1.35E+00	4.04E+00	2.66E+00	pCi/kg
POS Pacific Ocean South of Diablo Cove(423567003) - IM	15-May-17	Cesium-134	2.40E+00	1.98E+01	1.19E+01	pCi/kg
POS Pacific Ocean South of Diablo Cove(430026003) - IM	9-Aug-17	Cesium-134	-2.48E+00	1.88E+01	1.20E+01	pCi/kg
POS Pacific Ocean South of Diablo Cove(435263003) - IM	17-Oct-17	Cesium-134	1.08E+01	1.81E+01	1.99E+01	pCi/kg
POS Pacific Ocean South of Diablo Cove(416700001) - IM	8-Feb-17	Cesium-137	6.22E-01	4.39E+00	2.60E+00	pCi/kg
POS Pacific Ocean South of Diablo Cove(423567003) - IM	15-May-17	Cesium-137	-1.56E+01	2.46E+01	2.14E+01	pCi/kg

2017 DCPD REMP Analysis Results Appendix A

POS Pacific Ocean South of Diablo Cove(430026003) - IM	9-Aug-17	Cesium-137	6.30E+00	1.65E+01	9.83E+00	pCi/kg
POS Pacific Ocean South of Diablo Cove(435263003) - IM	17-Oct-17	Cesium-137	1.38E+01	1.54E+01	1.30E+01	pCi/kg
POS Pacific Ocean South of Diablo Cove(416700001) - IM	8-Feb-17	Cobalt-58	-2.90E-01	3.95E+00	2.43E+00	pCi/kg
POS Pacific Ocean South of Diablo Cove(423567003) - IM	15-May-17	Cobalt-58	-1.25E+01	1.63E+01	1.32E+01	pCi/kg
POS Pacific Ocean South of Diablo Cove(430026003) - IM	9-Aug-17	Cobalt-58	-2.27E+00	1.60E+01	1.03E+01	pCi/kg
POS Pacific Ocean South of Diablo Cove(435263003) - IM	17-Oct-17	Cobalt-58	-2.44E+00	1.61E+01	9.66E+00	pCi/kg
POS Pacific Ocean South of Diablo Cove(416700001) - IM	8-Feb-17	Cobalt-60	4.12E-01	4.41E+00	2.52E+00	pCi/kg
POS Pacific Ocean South of Diablo Cove(423567003) - IM	15-May-17	Cobalt-60	2.00E+01	2.44E+01	3.44E+01	pCi/kg
POS Pacific Ocean South of Diablo Cove(430026003) - IM	9-Aug-17	Cobalt-60	-1.53E+00	1.71E+01	1.06E+01	pCi/kg
POS Pacific Ocean South of Diablo Cove(435263003) - IM	17-Oct-17	Cobalt-60	-2.00E+00	1.74E+01	1.04E+01	pCi/kg
POS Pacific Ocean South of Diablo Cove(416700001) - IM	8-Feb-17	Iron-59	-1.81E+00	8.00E+00	5.22E+00	pCi/kg
POS Pacific Ocean South of Diablo Cove(423567003) - IM	15-May-17	Iron-59	2.83E+01	4.85E+01	2.83E+01	pCi/kg
POS Pacific Ocean South of Diablo Cove(430026003) - IM	9-Aug-17	Iron-59	7.50E-01	3.83E+01	2.27E+01	pCi/kg
POS Pacific Ocean South of Diablo Cove(435263003) - IM	17-Oct-17	Iron-59	-7.41E+00	3.56E+01	2.24E+01	pCi/kg
POS Pacific Ocean South of Diablo Cove(416700001) - IM	8-Feb-17	Manganese-54	-1.45E-01	3.95E+00	2.42E+00	pCi/kg
POS Pacific Ocean South of Diablo Cove(423567003) - IM	15-May-17	Manganese-54	6.41E+00	2.09E+01	1.25E+01	pCi/kg
POS Pacific Ocean South of Diablo Cove(430026003) - IM	9-Aug-17	Manganese-54	-1.01E+01	1.65E+01	1.14E+01	pCi/kg
POS Pacific Ocean South of Diablo Cove(435263003) - IM	17-Oct-17	Manganese-54	5.95E+00	1.70E+01	1.01E+01	pCi/kg
POS Pacific Ocean South of Diablo Cove(416700001) - IM	8-Feb-17	Zinc-65	-2.38E+00	8.88E+00	6.61E+00	pCi/kg
POS Pacific Ocean South of Diablo Cove(423567003) - IM	15-May-17	Zinc-65	-8.00E+00	4.88E+01	4.02E+01	pCi/kg
POS Pacific Ocean South of Diablo Cove(430026003) - IM	9-Aug-17	Zinc-65	7.69E+00	3.48E+01	2.01E+01	pCi/kg
POS Pacific Ocean South of Diablo Cove(435263003) - IM	17-Oct-17	Zinc-65	-1.08E+01	3.63E+01	2.71E+01	pCi/kg

WN2 Diablo Creek Outlet - Drinking Water

Sample Name	Date Collected	Nuclide	Result	MDC	2 Sigma TPU	Units
WN2 Diablo Creek Outlet(415091002) - DW	24-Jan-17	BETA	2.11E+00	2.00E+00	1.35E+00	pCi/L
WN2 Diablo Creek Outlet(420547002) - DW	11-Apr-17	BETA	1.68E+00	2.10E+00	1.36E+00	pCi/L
WN2 Diablo Creek Outlet(428656003) - DW	25-Jul-17	BETA	4.65E+00	2.51E+00	1.83E+00	pCi/L
WN2 Diablo Creek Outlet(434625005) - DW	10-Oct-17	BETA	4.05E+00	2.43E+00	1.72E+00	pCi/L
WN2 Diablo Creek Outlet(415091002) - DW	24-Jan-17	Barium-140	-1.99E+00	1.20E+01	1.12E+01	pCi/L
WN2 Diablo Creek Outlet(420547002) - DW	11-Apr-17	Barium-140	4.40E+00	8.80E+00	5.36E+00	pCi/L
WN2 Diablo Creek Outlet(428656003) - DW	25-Jul-17	Barium-140	1.00E+00	8.41E+00	4.99E+00	pCi/L
WN2 Diablo Creek Outlet(434625005) - DW	10-Oct-17	Barium-140	8.27E+00	1.01E+01	8.33E+00	pCi/L
WN2 Diablo Creek Outlet(415091002) - DW	24-Jan-17	Cesium-134	2.97E-01	1.96E+00	1.12E+00	pCi/L
WN2 Diablo Creek Outlet(420547002) - DW	11-Apr-17	Cesium-134	2.57E-01	1.67E+00	1.14E+00	pCi/L
WN2 Diablo Creek Outlet(428656003) - DW	25-Jul-17	Cesium-134	6.01E-01	1.52E+00	9.23E-01	pCi/L
WN2 Diablo Creek Outlet(434625005) - DW	10-Oct-17	Cesium-134	-1.17E-01	1.61E+00	9.91E-01	pCi/L
WN2 Diablo Creek Outlet(415091002) - DW	24-Jan-17	Cesium-137	1.02E+00	2.13E+00	1.32E+00	pCi/L
WN2 Diablo Creek Outlet(420547002) - DW	11-Apr-17	Cesium-137	-1.23E-01	1.54E+00	9.51E-01	pCi/L
WN2 Diablo Creek Outlet(428656003) - DW	25-Jul-17	Cesium-137	-5.94E-01	1.38E+00	9.29E-01	pCi/L
WN2 Diablo Creek Outlet(434625005) - DW	10-Oct-17	Cesium-137	6.13E-01	1.86E+00	1.11E+00	pCi/L
WN2 Diablo Creek Outlet(415091002) - DW	24-Jan-17	Cobalt-58	-6.42E-01	1.83E+00	1.16E+00	pCi/L
WN2 Diablo Creek Outlet(420547002) - DW	11-Apr-17	Cobalt-58	3.13E-01	1.53E+00	9.29E-01	pCi/L
WN2 Diablo Creek Outlet(428656003) - DW	25-Jul-17	Cobalt-58	-2.23E+00	1.36E+00	1.81E+00	pCi/L
WN2 Diablo Creek Outlet(434625005) - DW	10-Oct-17	Cobalt-58	1.44E-01	1.63E+00	9.77E-01	pCi/L

2017 DCPD REMP Analysis Results Appendix A

WN2 Diablo Creek Outlet(415091002) - DW	24-Jan-17	Cobalt-60	2.81E-01	2.10E+00	1.25E+00	pCi/L
WN2 Diablo Creek Outlet(420547002) - DW	11-Apr-17	Cobalt-60	2.53E-01	1.63E+00	9.54E-01	pCi/L
WN2 Diablo Creek Outlet(428656003) - DW	25-Jul-17	Cobalt-60	2.91E-01	1.36E+00	7.91E-01	pCi/L
WN2 Diablo Creek Outlet(434625005) - DW	10-Oct-17	Cobalt-60	7.96E-01	1.96E+00	1.12E+00	pCi/L
WN2 Diablo Creek Outlet(415091002) - DW	24-Jan-17	Iodine-131	2.03E-01	4.32E-01	4.83E-01	pCi/L
WN2 Diablo Creek Outlet(420547002) - DW	11-Apr-17	Iodine-131	-8.57E-03	4.55E-01	2.66E-01	pCi/L
WN2 Diablo Creek Outlet(428656003) - DW	25-Jul-17	Iodine-131	2.78E-02	9.80E-01	5.66E-01	pCi/L
WN2 Diablo Creek Outlet(434625005) - DW	10-Oct-17	Iodine-131	-2.00E-01	9.86E-01	5.82E-01	pCi/L
WN2 Diablo Creek Outlet(415091002) - DW	24-Jan-17	Iron-55	-2.13E+01	6.85E+01	4.60E+01	pCi/L
WN2 Diablo Creek Outlet(420547002) - DW	11-Apr-17	Iron-55	3.56E+01	1.01E+02	7.82E+01	pCi/L
WN2 Diablo Creek Outlet(428656003) - DW	25-Jul-17	Iron-55	-1.19E+01	7.50E+01	5.23E+01	pCi/L
WN2 Diablo Creek Outlet(434625005) - DW	10-Oct-17	Iron-55	1.61E+01	4.06E+01	2.71E+01	pCi/L
WN2 Diablo Creek Outlet(415091002) - DW	24-Jan-17	Iron-59	-3.95E-01	4.01E+00	2.44E+00	pCi/L
WN2 Diablo Creek Outlet(420547002) - DW	11-Apr-17	Iron-59	-8.52E-01	2.74E+00	1.74E+00	pCi/L
WN2 Diablo Creek Outlet(428656003) - DW	25-Jul-17	Iron-59	-1.75E+00	2.81E+00	1.98E+00	pCi/L
WN2 Diablo Creek Outlet(434625005) - DW	10-Oct-17	Iron-59	1.20E+00	3.78E+00	2.28E+00	pCi/L
WN2 Diablo Creek Outlet(415091002) - DW	24-Jan-17	Lanthanum-140	3.11E-01	3.96E+00	2.60E+00	pCi/L
WN2 Diablo Creek Outlet(420547002) - DW	11-Apr-17	Lanthanum-140	-6.09E+00	2.64E+00	4.20E+00	pCi/L
WN2 Diablo Creek Outlet(428656003) - DW	25-Jul-17	Lanthanum-140	-7.44E-02	2.78E+00	1.70E+00	pCi/L
WN2 Diablo Creek Outlet(434625005) - DW	10-Oct-17	Lanthanum-140	-9.48E-02	3.40E+00	2.00E+00	pCi/L
WN2 Diablo Creek Outlet(415091002) - DW	24-Jan-17	Manganese-54	-5.37E-01	1.94E+00	2.09E+00	pCi/L
WN2 Diablo Creek Outlet(420547002) - DW	11-Apr-17	Manganese-54	1.54E+00	1.54E+00	1.34E+00	pCi/L
WN2 Diablo Creek Outlet(428656003) - DW	25-Jul-17	Manganese-54	-1.26E-01	1.44E+00	8.40E-01	pCi/L
WN2 Diablo Creek Outlet(434625005) - DW	10-Oct-17	Manganese-54	-4.83E-01	1.60E+00	1.71E+00	pCi/L
WN2 Diablo Creek Outlet(415091002) - DW	24-Jan-17	Nickel-63	3.82E+00	3.11E+01	1.87E+01	pCi/L
WN2 Diablo Creek Outlet(420547002) - DW	11-Apr-17	Nickel-63	-4.44E+00	2.85E+01	1.69E+01	pCi/L
WN2 Diablo Creek Outlet(428656003) - DW	25-Jul-17	Nickel-63	-3.73E+00	3.33E+01	1.97E+01	pCi/L
WN2 Diablo Creek Outlet(434625005) - DW	10-Oct-17	Nickel-63	-1.07E+01	2.79E+01	1.63E+01	pCi/L
WN2 Diablo Creek Outlet(415091002) - DW	24-Jan-17	Niobium-95	2.12E-01	2.01E+00	1.15E+00	pCi/L
WN2 Diablo Creek Outlet(420547002) - DW	11-Apr-17	Niobium-95	5.00E-01	1.65E+00	9.97E-01	pCi/L
WN2 Diablo Creek Outlet(428656003) - DW	25-Jul-17	Niobium-95	-4.37E-01	1.53E+00	9.96E-01	pCi/L
WN2 Diablo Creek Outlet(434625005) - DW	10-Oct-17	Niobium-95	-1.27E+00	1.94E+00	1.97E+00	pCi/L
WN2 Diablo Creek Outlet(415091002) - DW	24-Jan-17	Total Strontium	-2.64E-01	8.02E-01	4.55E-01	pCi/L
WN2 Diablo Creek Outlet(420547002) - DW	11-Apr-17	Total Strontium	-6.13E-01	8.58E-01	4.43E-01	pCi/L
WN2 Diablo Creek Outlet(428656003) - DW	25-Jul-17	Total Strontium	-2.56E-01	9.25E-01	5.21E-01	pCi/L
WN2 Diablo Creek Outlet(434625005) - DW	10-Oct-17	Total Strontium	-4.57E-01	9.62E-01	5.16E-01	pCi/L
WN2 Diablo Creek Outlet(415091002) - DW	24-Jan-17	Tritium	-1.12E+02	3.38E+02	1.96E+02	pCi/L
WN2 Diablo Creek Outlet(420547002) - DW	11-Apr-17	Tritium	-1.66E+02	3.14E+02	1.80E+02	pCi/L
WN2 Diablo Creek Outlet(428656003) - DW	25-Jul-17	Tritium	2.10E+01	2.79E+02	1.67E+02	pCi/L
WN2 Diablo Creek Outlet(434625005) - DW	10-Oct-17	Tritium	5.61E+01	3.03E+02	1.84E+02	pCi/L
WN2 Diablo Creek Outlet(415091002) - DW	24-Jan-17	Zinc-65	-2.79E+00	3.57E+00	3.10E+00	pCi/L
WN2 Diablo Creek Outlet(420547002) - DW	11-Apr-17	Zinc-65	-1.16E+00	2.44E+00	1.89E+00	pCi/L
WN2 Diablo Creek Outlet(428656003) - DW	25-Jul-17	Zinc-65	-1.04E+00	2.85E+00	2.10E+00	pCi/L
WN2 Diablo Creek Outlet(434625005) - DW	10-Oct-17	Zinc-65	7.87E-01	2.99E+00	1.97E+00	pCi/L
WN2 Diablo Creek Outlet(415091002) - DW	24-Jan-17	Zirconium-95	1.62E-01	3.50E+00	2.01E+00	pCi/L

2017 DCPD REMP Analysis Results Appendix A

WN2 Diablo Creek Outlet(420547002) - DW	11-Apr-17	Zirconium-95	-1.38E+00	2.47E+00	1.77E+00	pCi/L
WN2 Diablo Creek Outlet(428656003) - DW	25-Jul-17	Zirconium-95	1.30E+00	2.85E+00	1.75E+00	pCi/L
WN2 Diablo Creek Outlet(434625005) - DW	10-Oct-17	Zirconium-95	-3.37E-01	3.02E+00	1.87E+00	pCi/L

WW2 Water Well 02 - Drinking Water

Sample Name	Date Collected	Nuclide	Result	MDC	2 Sigma TPU	Units
WW2 Water Well 02(425023004) - DW	6-Jun-17	BETA	2.18E+00	3.24E+00	2.05E+00	pCi/L
WW2 Water Well 02(428656002) - DW	25-Jul-17	BETA	3.77E+00	3.18E+00	2.21E+00	pCi/L
WW2 Water Well 02(435277011) - DW	18-Oct-17	BETA	5.49E+00	2.90E+00	2.12E+00	pCi/L
WW2 Water Well 02(425023004) - DW	6-Jun-17	Barium-140	-1.66E-01	1.30E+01	7.76E+00	pCi/L
WW2 Water Well 02(428656002) - DW	25-Jul-17	Barium-140	2.62E-01	1.04E+01	6.30E+00	pCi/L
WW2 Water Well 02(435277011) - DW	18-Oct-17	Barium-140	7.89E+00	1.08E+01	7.06E+00	pCi/L
WW2 Water Well 02(425023004) - DW	6-Jun-17	Cesium-134	-1.64E-01	2.36E+00	1.42E+00	pCi/L
WW2 Water Well 02(428656002) - DW	25-Jul-17	Cesium-134	6.05E-01	1.94E+00	1.12E+00	pCi/L
WW2 Water Well 02(435277011) - DW	18-Oct-17	Cesium-134	1.76E+00	1.76E+00	1.68E+00	pCi/L
WW2 Water Well 02(425023004) - DW	6-Jun-17	Cesium-137	-2.79E-01	2.05E+00	1.43E+00	pCi/L
WW2 Water Well 02(428656002) - DW	25-Jul-17	Cesium-137	-6.35E-01	1.74E+00	1.08E+00	pCi/L
WW2 Water Well 02(435277011) - DW	18-Oct-17	Cesium-137	2.24E-01	1.79E+00	1.08E+00	pCi/L
WW2 Water Well 02(425023004) - DW	6-Jun-17	Cobalt-58	-8.58E-01	1.84E+00	1.34E+00	pCi/L
WW2 Water Well 02(428656002) - DW	25-Jul-17	Cobalt-58	-3.50E-01	1.82E+00	1.10E+00	pCi/L
WW2 Water Well 02(435277011) - DW	18-Oct-17	Cobalt-58	-1.48E-01	1.66E+00	1.16E+00	pCi/L
WW2 Water Well 02(425023004) - DW	6-Jun-17	Cobalt-60	-8.21E-01	2.19E+00	1.45E+00	pCi/L
WW2 Water Well 02(428656002) - DW	25-Jul-17	Cobalt-60	3.67E-01	1.98E+00	1.18E+00	pCi/L
WW2 Water Well 02(435277011) - DW	18-Oct-17	Cobalt-60	1.32E-01	1.81E+00	1.10E+00	pCi/L
WW2 Water Well 02(425023004) - DW	6-Jun-17	Iodine-131	3.08E-02	6.36E-01	3.63E-01	pCi/L
WW2 Water Well 02(428656002) - DW	25-Jul-17	Iodine-131	-7.95E-02	6.16E-01	3.62E-01	pCi/L
WW2 Water Well 02(435277011) - DW	18-Oct-17	Iodine-131	-3.08E-01	7.09E-01	4.60E-01	pCi/L
WW2 Water Well 02(425023004) - DW	6-Jun-17	Iron-55	-1.35E+01	7.85E+01	5.29E+01	pCi/L
WW2 Water Well 02(428656002) - DW	25-Jul-17	Iron-55	2.84E+01	7.22E+01	5.30E+01	pCi/L
WW2 Water Well 02(435277011) - DW	18-Oct-17	Iron-55	2.09E+01	1.22E+02	9.17E+01	pCi/L
WW2 Water Well 02(425023004) - DW	6-Jun-17	Iron-59	-2.13E+00	4.47E+00	2.97E+00	pCi/L
WW2 Water Well 02(428656002) - DW	25-Jul-17	Iron-59	-2.29E+00	3.60E+00	2.59E+00	pCi/L
WW2 Water Well 02(435277011) - DW	18-Oct-17	Iron-59	9.52E-01	3.62E+00	2.10E+00	pCi/L
WW2 Water Well 02(425023004) - DW	6-Jun-17	Lanthanum-140	-8.27E-01	4.49E+00	2.72E+00	pCi/L
WW2 Water Well 02(428656002) - DW	25-Jul-17	Lanthanum-140	-5.97E-01	3.54E+00	2.15E+00	pCi/L
WW2 Water Well 02(435277011) - DW	18-Oct-17	Lanthanum-140	-5.06E-01	3.38E+00	2.08E+00	pCi/L
WW2 Water Well 02(425023004) - DW	6-Jun-17	Manganese-54	6.95E-01	2.13E+00	1.38E+00	pCi/L
WW2 Water Well 02(428656002) - DW	25-Jul-17	Manganese-54	-7.11E-01	1.64E+00	1.07E+00	pCi/L
WW2 Water Well 02(435277011) - DW	18-Oct-17	Manganese-54	-1.77E+00	1.49E+00	1.44E+00	pCi/L
WW2 Water Well 02(425023004) - DW	6-Jun-17	Nickel-63	-2.43E+00	3.73E+01	2.21E+01	pCi/L
WW2 Water Well 02(428656002) - DW	25-Jul-17	Nickel-63	-4.72E+00	3.15E+01	1.85E+01	pCi/L
WW2 Water Well 02(435277011) - DW	18-Oct-17	Nickel-63	3.27E+00	2.69E+01	1.61E+01	pCi/L
WW2 Water Well 02(425023004) - DW	6-Jun-17	Niobium-95	2.68E+00	2.68E+00	2.00E+00	pCi/L
WW2 Water Well 02(428656002) - DW	25-Jul-17	Niobium-95	1.79E-02	2.01E+00	1.17E+00	pCi/L
WW2 Water Well 02(435277011) - DW	18-Oct-17	Niobium-95	7.24E-01	1.82E+00	1.24E+00	pCi/L

2017 DCPD REMP Analysis Results Appendix A

WW2 Water Well 02(425023004) - DW	6-Jun-17	Total Strontium	-5.00E-01	1.12E+00	6.16E-01	pCi/L
WW2 Water Well 02(428656002) - DW	25-Jul-17	Total Strontium	-8.14E-01	1.09E+00	5.63E-01	pCi/L
WW2 Water Well 02(435277011) - DW	18-Oct-17	Total Strontium	-7.09E-01	1.15E+00	6.04E-01	pCi/L
WW2 Water Well 02(425023004) - DW	6-Jun-17	Tritium	1.40E+02	2.60E+02	1.63E+02	pCi/L
WW2 Water Well 02(428656002) - DW	25-Jul-17	Tritium	-4.96E+01	2.81E+02	1.65E+02	pCi/L
WW2 Water Well 02(435277011) - DW	18-Oct-17	Tritium	1.91E+01	2.36E+02	1.42E+02	pCi/L
WW2 Water Well 02(425023004) - DW	6-Jun-17	Zinc-65	-2.07E+00	4.15E+00	3.58E+00	pCi/L
WW2 Water Well 02(428656002) - DW	25-Jul-17	Zinc-65	1.07E+00	3.87E+00	3.47E+00	pCi/L
WW2 Water Well 02(435277011) - DW	18-Oct-17	Zinc-65	9.94E-01	3.36E+00	2.18E+00	pCi/L
WW2 Water Well 02(425023004) - DW	6-Jun-17	Zirconium-95	-1.34E-01	3.94E+00	2.45E+00	pCi/L
WW2 Water Well 02(428656002) - DW	25-Jul-17	Zirconium-95	-9.16E-01	3.21E+00	2.60E+00	pCi/L
WW2 Water Well 02(435277011) - DW	18-Oct-17	Zirconium-95	1.77E+00	3.16E+00	1.99E+00	pCi/L

This page intentionally left blank.