WESTERN NUCLEAR, INC.

2801 YOUNGFIELD, SUITE 340, GOLDEN, COLORADO 80401
TELEPHONE (303) 274-1767 FAX (303) 274-1762

May 8, 2007

Mr. Gary S. Janosko, Chief
Uranium Processing Section
Division of Fuel Cycle Safety and Safeguards
U.S. Nuclear Regulatory Commission
MS T8 A33
Washington, DC 20555

SUBJECT: Source Material License SUA-56; Western Nuclear, Inc., Split Rock Uranium Mill Tailings Facility; Surface Water and Groundwater Monitoring Report

Dear Mr. Janosko:

The following transmits the results of the surface water and groundwater sampling results for the first and second halves of 2006 for the Split Rock Uranium mill tailings facility. This monitoring was performed as required by license conditions 24 and 74.

On June 15, 2005 the above reference license was amended via license amendment number 98. This amendment changed both license conditions 24 and 74 to require a different suite of wells to be monitored and additional surface water monitoring locations than had been sampled previously. The amendment also changed the parameters that were analyzed and the frequency of monitoring from quarterly to semi-annual.

Figure 1 shows the location of the monitor wells and the surface water sample locations.

Table 1 presents the analytical results. Figures are also included in the attachment, which show the temporal changes in water quality for key constituents. Some of the wells have more historic data as they were part of the previous monitoring network. The remaining wells have limited historic data since they were only sampled as part of the characterization study. No data were reported for monitor well SWAB-12 for the second half because there was insufficient water in the well to provide a valid sample.

In all cases the data indicate that surface water and groundwater quality are as within expected ranges and that the system is behaving as predicted.

If you have any questions, please contact me at your convenience.

Sincerely,

for

Lawrence J. Corte
President

cc. Mark Thiesse, WDEQ

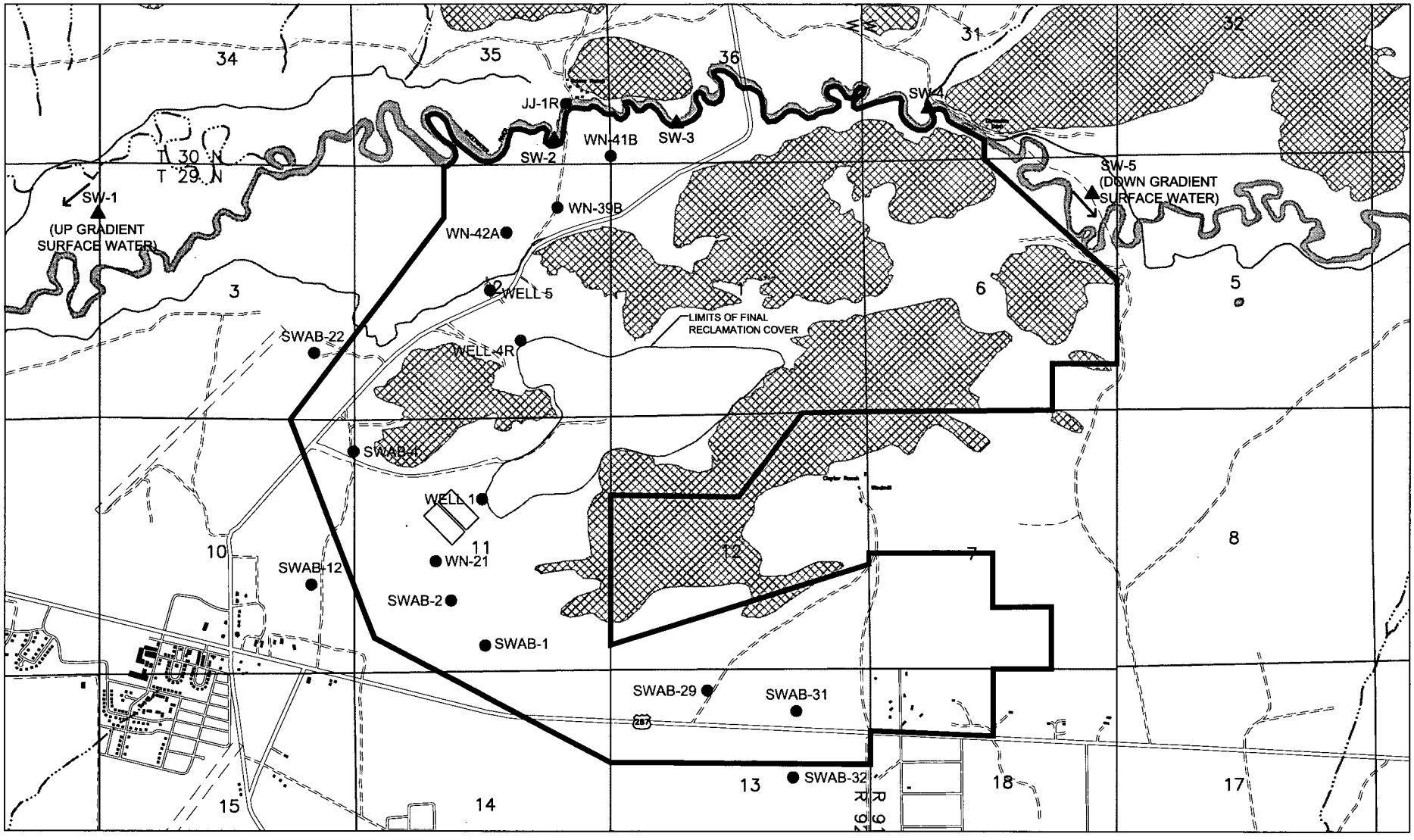

LEGEND

● MONITORING WELL LOCATIONS ▲ SURFACE WATER SAMPLE LOCATIONS

PROPOSED LONG-TERM CARE BOUNDARY

SCALE IN FEET

0 3000

NORTH

MFG, Inc.
consulting scientists and engineers

FIGURE 1
SURFACE WATER AND GROUND WATER MONITORING LOCATIONS

Date:	APRIL 2006
Project:	003-347/2006
File:	GW-MONIT-01.DWG

Semi-Annual Groundwater and Surface Water Compliance Monitoring Results Second Half of Year 2006

WNI Split Rock Mill
Groundwater And Surface Water Quality
Semi-Annual Report

2nd Half-2006 (Sampled: 9/25/2006 to 9/26/2006)

Groundwater

Parameter	*WELL-1*	*WELL-4R*	*WELL-5*	*WN-21*	*WN-39B*	*WN-41B*	*WN-42A*
Aluminum (D) (mg/L)	<0.1	1.1	<0.1	<0.1	<0.1	<0.1	<0.1
Ammonia as N (mg/L)	0.0261	0.2765	0.0009	0.0603	<0.0009	<0.0034	0.0008
Antimony (mg/L)	<0.05	<0.05	<0.05	<0.05	<0.05	<0.05	<0.05
Arsenic (D) (mg/L)	<0.01	<0.01	<0.01	<0.01	<0.01	0.01	<0.01
Beryllium (D) (mg/L)	<0.004	<0.004	<0.004	<0.004	<0.004	<0.004	<0.004
Cadmium (D) (mg/L)	<0.001	0.018	<0.001	<0.001	<0.001	<0.001	0.001
Chloride (mg/L)	80	104	105	14	32	411	58
Cond Field (uS/cm)	4580	7290	4610	699	1445	2000	5450
Fluoride (mg/L)	0.3	8.3	<0.1	0.2	0.2	1.2	0.1
Lead (D) (mg/L)	<0.005	<0.005	<0.005	<0.005	<0.005	<0.005	<0.005
Manganese (D) (mg/L)	3.97	81.5	0.31	0.56	<0.01	<0.01	0.45
Molybdenum (D) (mg/L)	<0.1	<0.1	<0.1	<0.1	<0.1	<0.1	<0.1
Nickel (D) (mg/L)	<0.05	0.43	<0.05	<0.05	<0.05	<0.05	<0.05
Nitrate as N (mg/L)	40	86.7	64	9.5	7.8	<0.2	14.8
pH Field (std. units)	6.51	6.38	6.89	7.59	7.55	8.13	6.78
pH Lab (std. units)	6.8	6.69	6.63	7.09	7.93	8.1	7.05
Radium-226 (D) (pCi/L)	<1	<1	<1	<1	<1	<1	<1
Radium-228 (D) (pCi/L)	<2	<2	<2	<2	<2	<2	<2
Selenium (D) (mg/L)	0.009	0.025	0.016	<0.005	<0.005	<0.005	0.041
Sulfate (mg/L)	1500	2850	1290	143	247	409	2380
TDS (mg/L)	3380	4530	3670	490	722	1410	4420
Temp Field (C)	10.4	11.9	11.9	9.8	8.8	8.6	9.6
Thalium (mg/L)	<0.1	<0.1	<0.1	<0.1	<0.1	<0.1	<0.1
Thorium-230 (D) (pCi/L)	<0.4	<0.4	<0.4	<0.4	<0.4	<0.4	<0.4
Uranium (D) (mg/L)	4.1	0.392	1.49	0.16	0.317	0.01	0.893
Water Elevation (ft)	6295.7	6286.3	6281		6271.2	6271.2	6275.2

NH3-N is the free ammonia concentration, calculated from the laboratory reported total ammonia concentration and field measured pH, consistent with the method used to determine the ACL for ammonia.

WNI Split Rock Mill
Groundwater And Surface Water Quality
Semi-Annual Report

2nd Half-2006 (Sampled: 9/25/2006 to 9/26/2006)

	Groundwater						
Parameter	***JJ-1R***	***SWAB-1***	***SWAB-12***	***SWAB-2***	***SWAB-22***	***SWAB-29***	***SWAB-31***
Aluminum (D) (mg/L)	<0.1	<0.1		<0.1	<0.1	<0.1	<0.1
Ammonia as N (mg/L)	<0.0002	0.0018		0.2159	0.0003	0.0024	<0.0018
Antimony (mg/L)	<0.05	<0.05		<0.05	<0.05	<0.05	<0.05
Arsenic (D) (mg/L)	<0.01	<0.01		<0.01	<0.01	<0.01	<0.01
Beryllium (D) (mg/L)	<0.004	<0.004		<0.004	<0.004	<0.004	<0.004
Cadmium (D) (mg/L)	<0.001	0.002		0.001	<0.001	<0.001	<0.001
Chloride (mg/L)	9	15		43	11	7	8
Cond Field (uS/cm)	416	1400		3550	530	449	304
Fluoride (mg/L)	0.5	0.1		0.3	0.3	0.2	0.3
Lead (D) (mg/L)	<0.005	<0.005		<0.005	<0.005	<0.005	<0.005
Manganese (D) (mg/L)	0.15	<0.01		8.11	0.02	0.15	<0.01
Molybdenum (D) (mg/L)	<0.1	<0.1		<0.1	<0.1	<0.1	<0.1
Nickel (D) (mg/L)	<0.05	<0.05		<0.05	<0.05	<0.05	<0.05
Nitrate as N (mg/L)	<0.2	54		206	0.3	<0.2	1.4
pH Field (std. units)	6.99	7.43		6.91	6.89	7.57	7.85
pH Lab (std. units)	7.09	7.77		7.22	7.87	7.84	8.02
Radium-226 (D) (pCi/L)	<1	<1		<1	<1	<1	<1
Radium-228 (D) (pCi/L)	<2	<2		<2	<2	<2	<2
Selenium (D) (mg/L)	<0.005	<0.005		0.01	<0.005	<0.005	0.011
Sulfate (mg/L)	35	429		1400	46	62	33
TDS (mg/L)	386	1270		3840	310	346	262
Temp Field (C)	11.7	9.3		10.5	12	11.4	15.1
Thalium (mg/L)	<0.1	<0.1		<0.1	<0.1	<0.1	<0.1
Thorium-230 (D) (pCi/L)	<0.4	<0.4		<0.4	<0.4	<0.4	<0.4
Uranium (D) (mg/L)	0.008	0.651		1.54	0.022	0.063	0.032
Water Elevation (ft)					6288		

NH3-N is the free ammonia concentration, calculated from the laboratory reported total ammonia concentration and field measured pH, consistent with the method used to determine the ACL for ammonia.

WNI Split Rock Mill
Groundwater And Surface Water Quality
Semi-Annual Report

2nd Half-2006 (Sampled: 9/25/2006 to 9/26/2006)

		Groundwater		***Surface Water***			
Parameter	***SWAB-32***	***SWAB-4***	***SW-1***	***SW-2***	***SW-3***	***SW-4***	***SWR-5***
Aluminum (D) (mg/L)	<0.1	<0.1	<0.1	<0.1	<0.1	<0.1	<0.1
Ammonia as N (mg/L)	0.0019	0.0775	0.0025	0.0007	0.0026	0.0046	<0.0007
Antimony (mg/L)	<0.05	<0.05	<0.05	<0.05	<0.05	<0.05	<0.05
Arsenic (D) (mg/L)	<0.01	0.02	<0.01	<0.01	<0.01	<0.01	<0.01
Beryllium (D) (mg/L)	<0.004	<0.004	<0.004	<0.004	<0.004	<0.004	<0.004
Cadmium (D) (mg/L)	<0.001	<0.001	<0.001	<0.001	<0.001	<0.001	<0.001
Chloride (mg/L)	13	38	14	11	12	11	9
Cond Field (uS/cm)	333	1690	790	309	673	411	309
Fluoride (mg/L)	0.4	0.4	0.3	0.3	0.3	0.3	0.3
Lead (D) (mg/L)	<0.005	<0.005	<0.005	<0.005	<0.005	<0.005	<0.005
Manganese (D) (mg/L)	<0.01	0.01	<0.01	0.01	0.01	0.02	0.01
Molybdenum (D) (mg/L)	<0.1	<0.1	<0.1	<0.1	<0.1	<0.1	<0.1
Nickel (D) (mg/L)	<0.05	<0.05	<0.05	<0.05	<0.05	<0.05	<0.05
Nitrate as N (mg/L)	1.1	36.7	<0.2	<0.2	<0.2	<0.2	<0.2
pH Field (std. units)	7.87	7.24	7.79	7.34	8.01	8.12	7.43
pH Lab (std. units)	8.13	7.54	8.26	8.24	8.3	8.26	8.29
Radium-226 (D) (pCi/L)	<1	1.2+/-0.5	<1	<1	<1	<1	<1
Radium-228 (D) (pCi/L)	<2	4+/-0.8	<2	<2	<2	<2	<2
Selenium (D) (mg/L)	0.011	<0.005	<0.005	<0.005	<0.005	<0.005	<0.005
Sulfate (mg/L)	57	614	50	43	47	44	42
TDS (mg/L)	330	1410	265	210	218	214	236
Temp Field (C)	10.6	13	11.3	6.3	12.6	8.6	6.4
Thalium (mg/L)	<0.1	<0.1	<0.1	<0.1	<0.1	<0.1	<0.1
Thorium-230 (D) (pCi/L)	<0.4	<0.4	<0.4	<0.4	<0.4	<0.4	<0.4
Uranium (D) (mg/L)	0.132	0.934	0.008	0.006	0.008	0.007	0.006
Water Elevation (ft)							

NH3-N is the free ammonia concentration, calculated from the laboratory reported total ammonia concentration and field measured pH, consistent with the method used to determine the ACL for ammonia.

GROUNDWATER

Jeffrey City JJ-1R

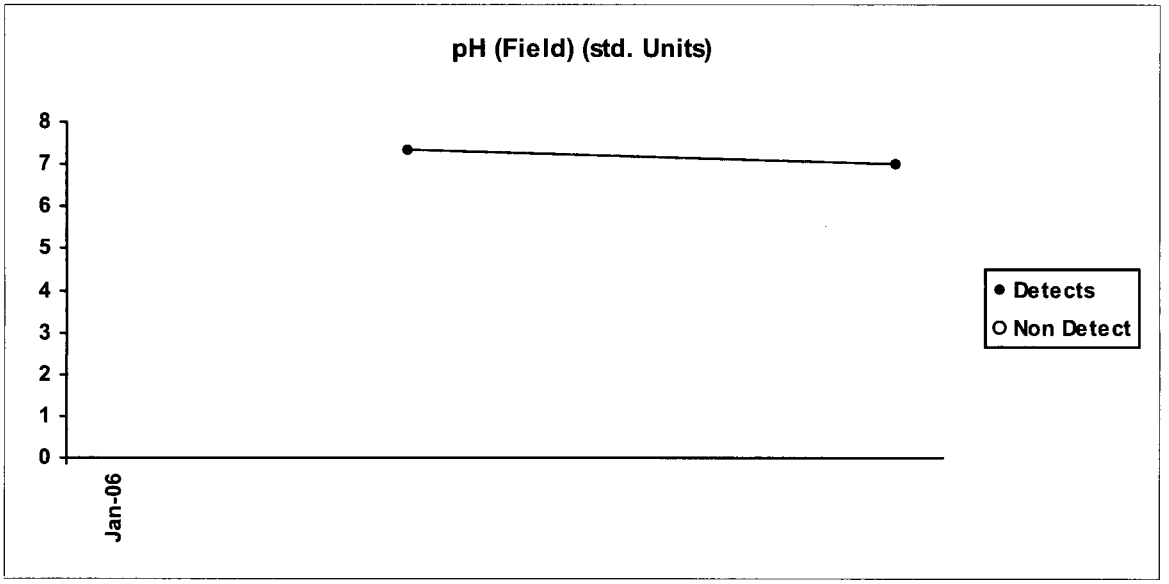

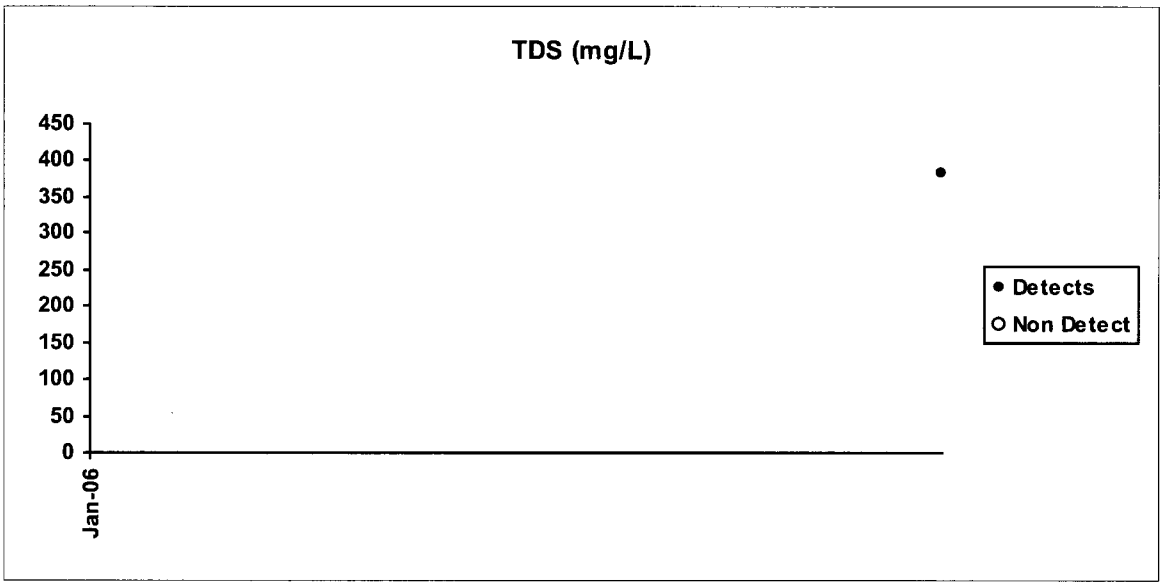

Jeffrey City JJ-1R

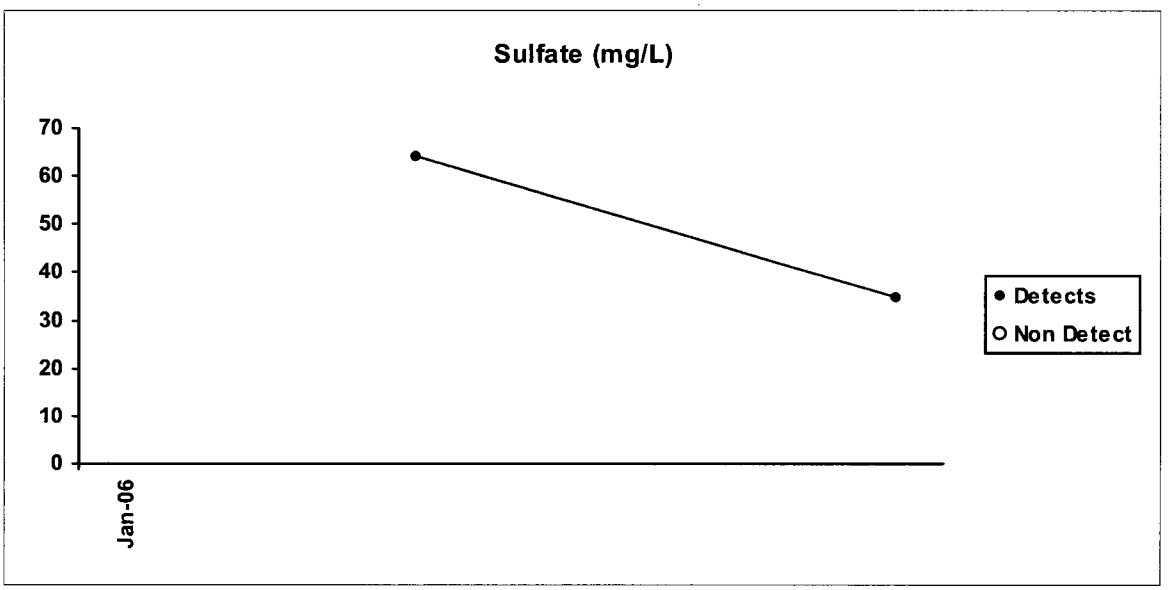

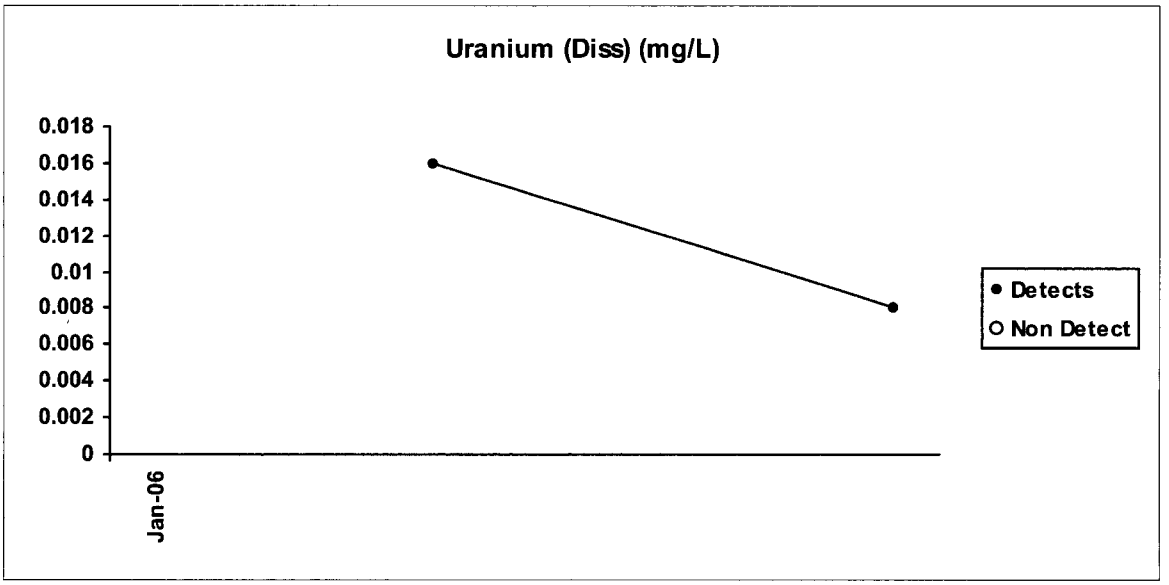

Jeffrey City SWAB-1

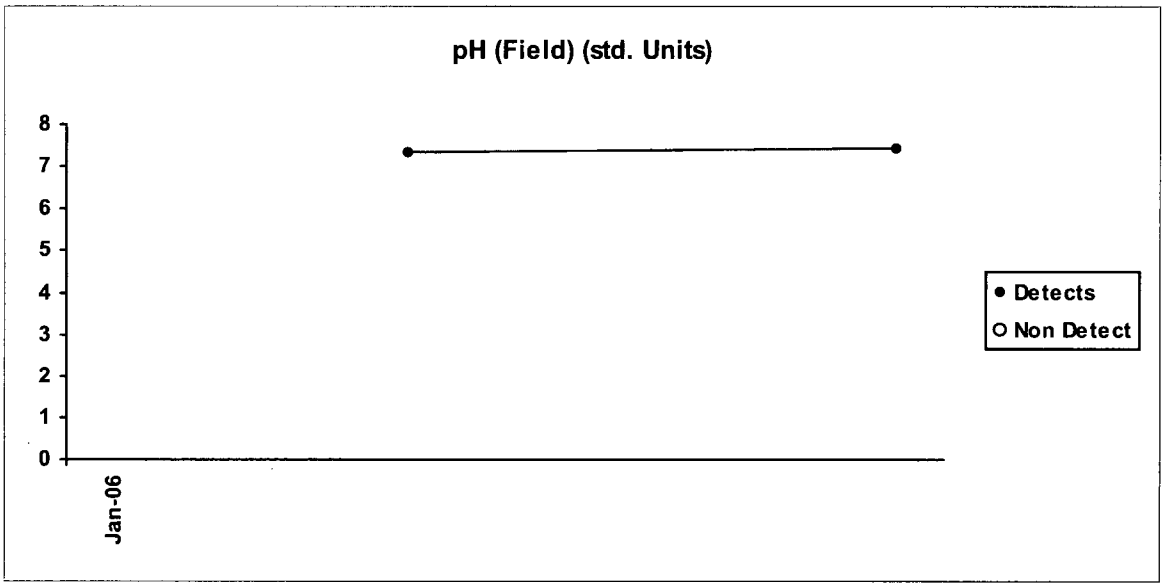

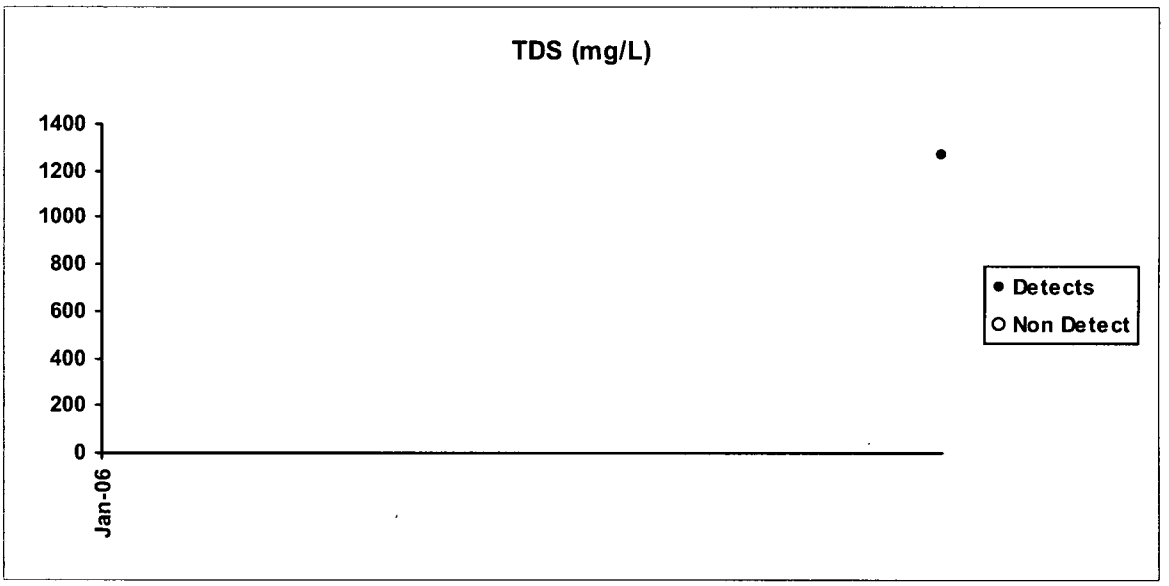

Jeffrey City SWAB-1

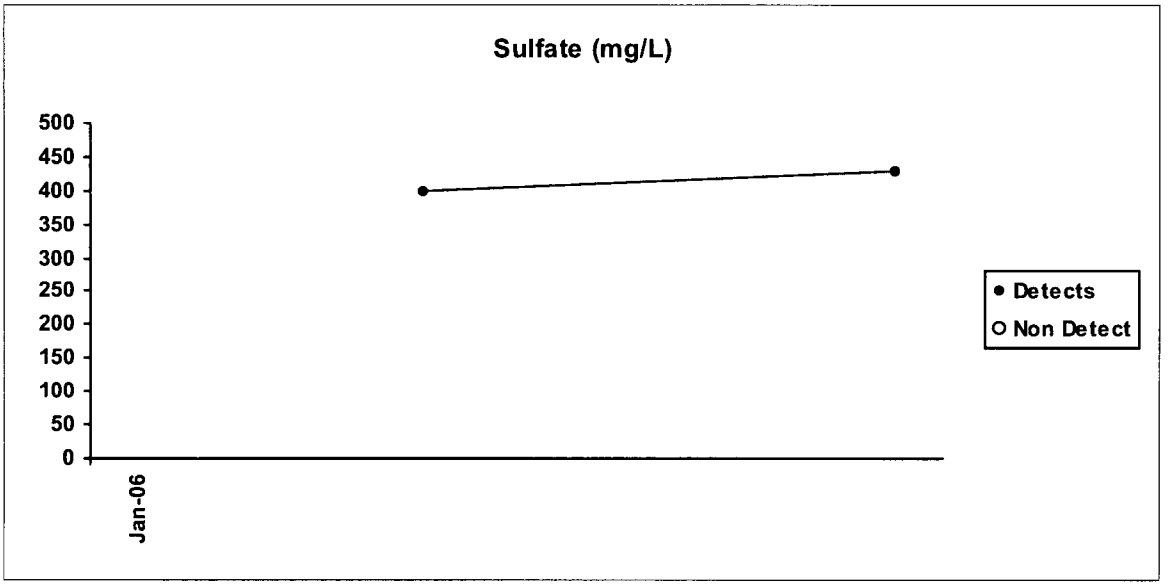

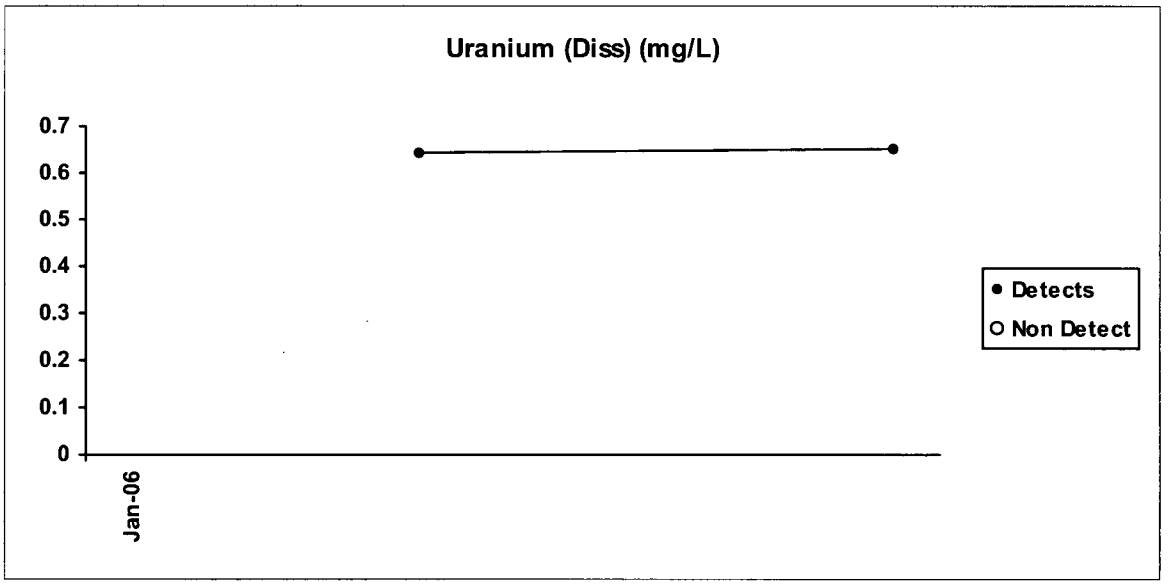

Jeffrey City SWAB-12

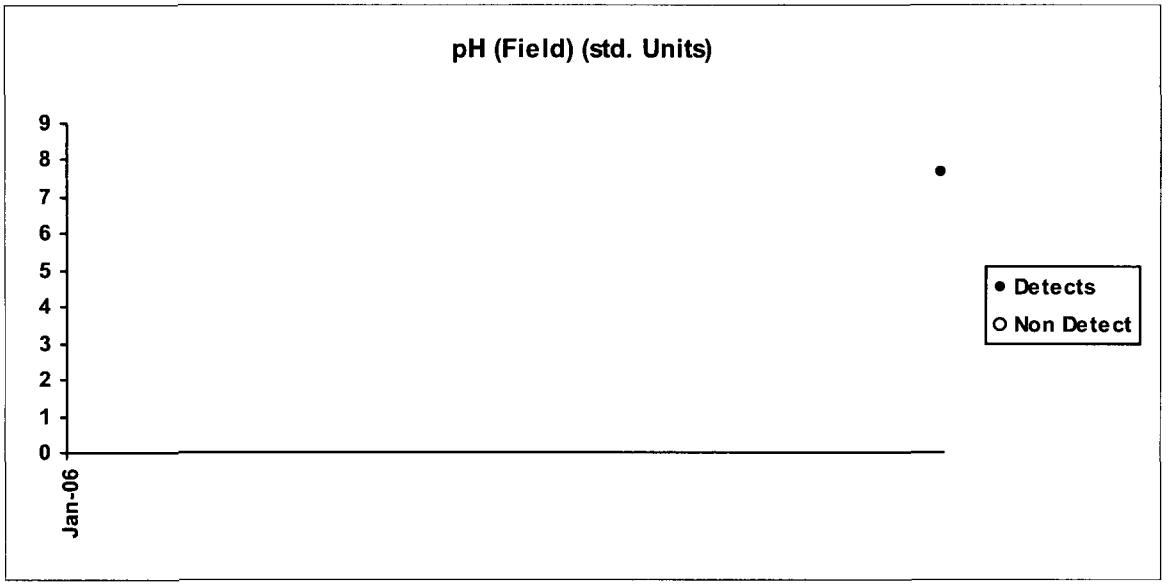

Jeffrey City SWAB-12

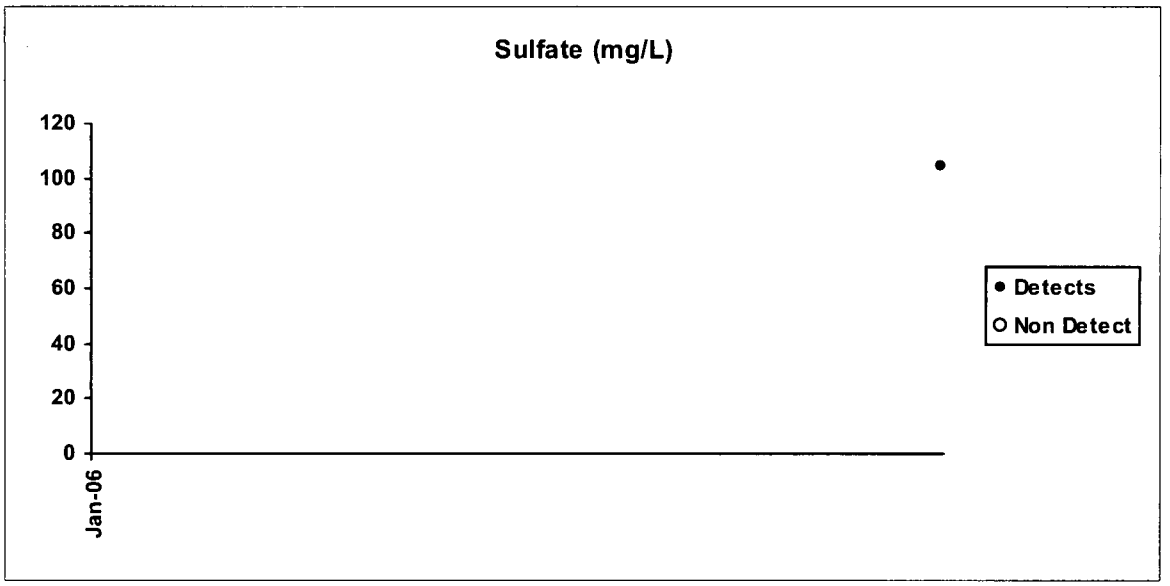



Jeffrey City SWAB-2

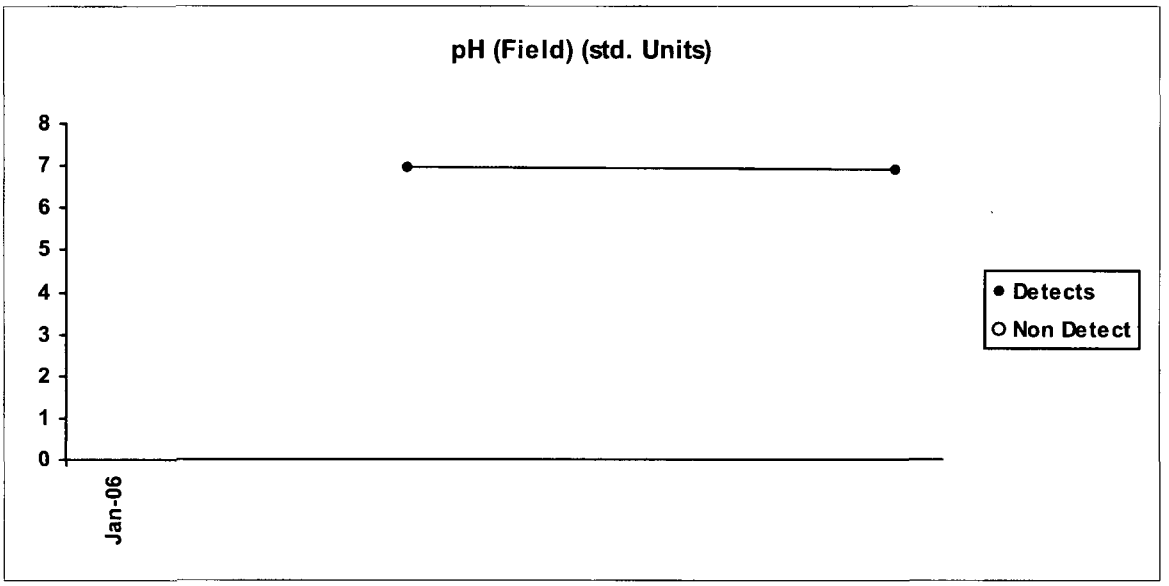

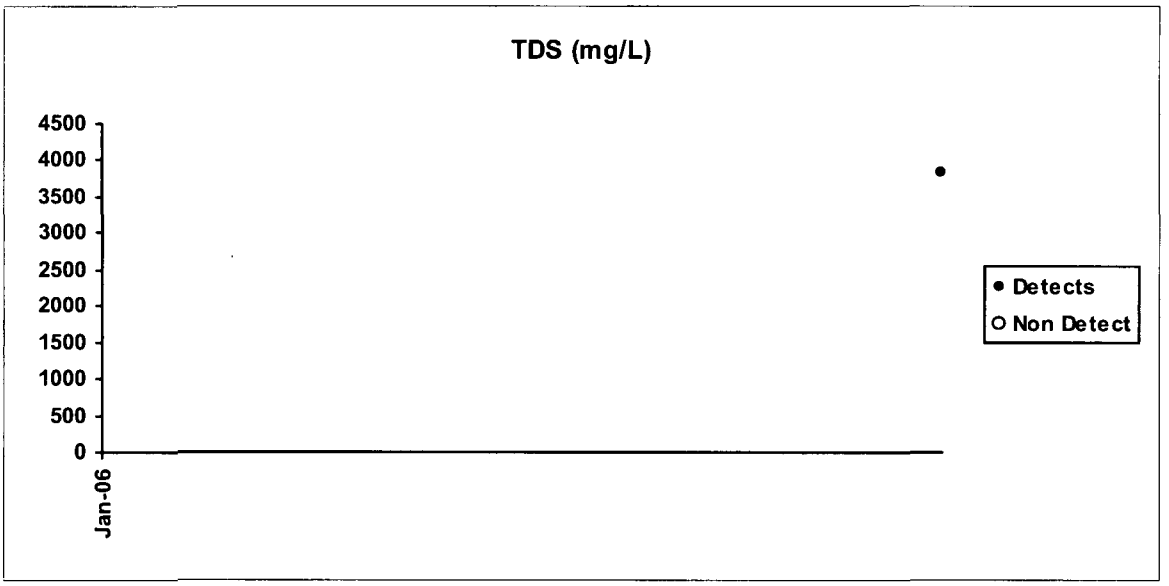

Jeffrey City SWAB-2

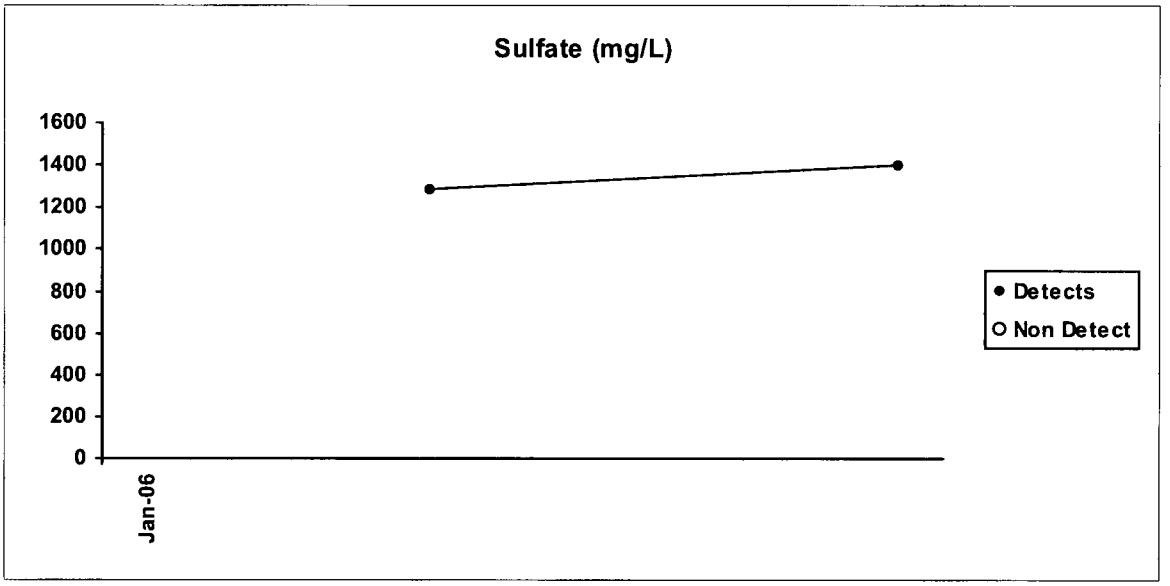

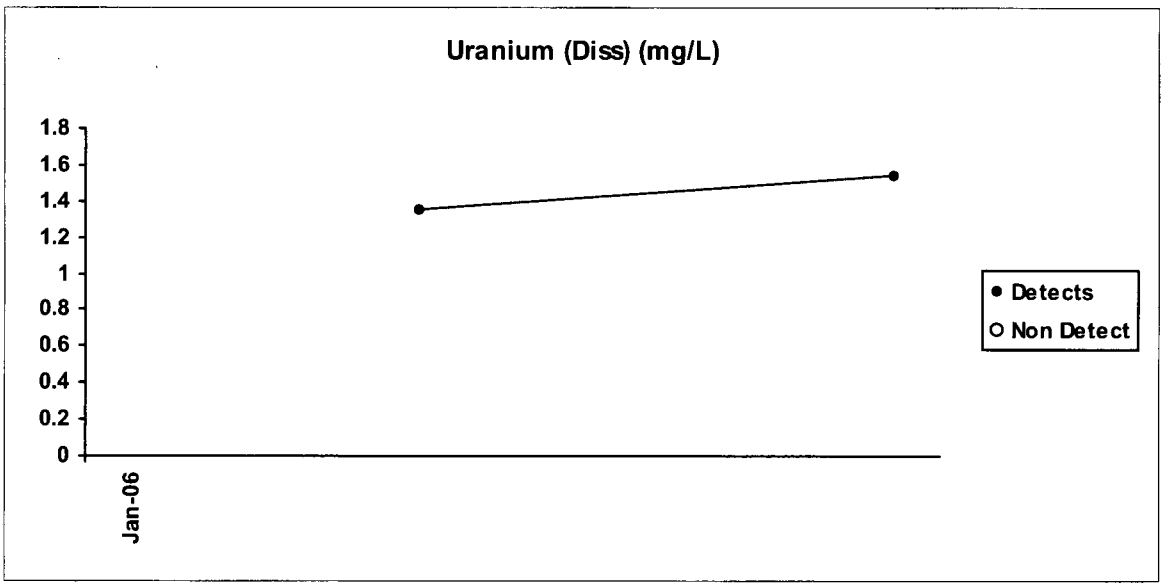

Jeffrey City SWAB-22

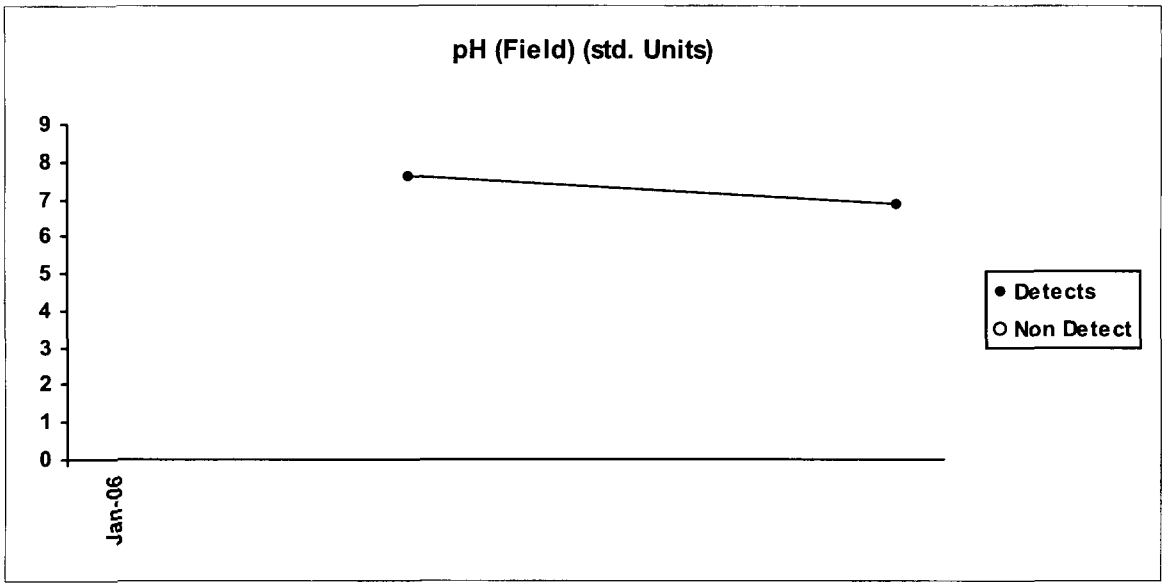

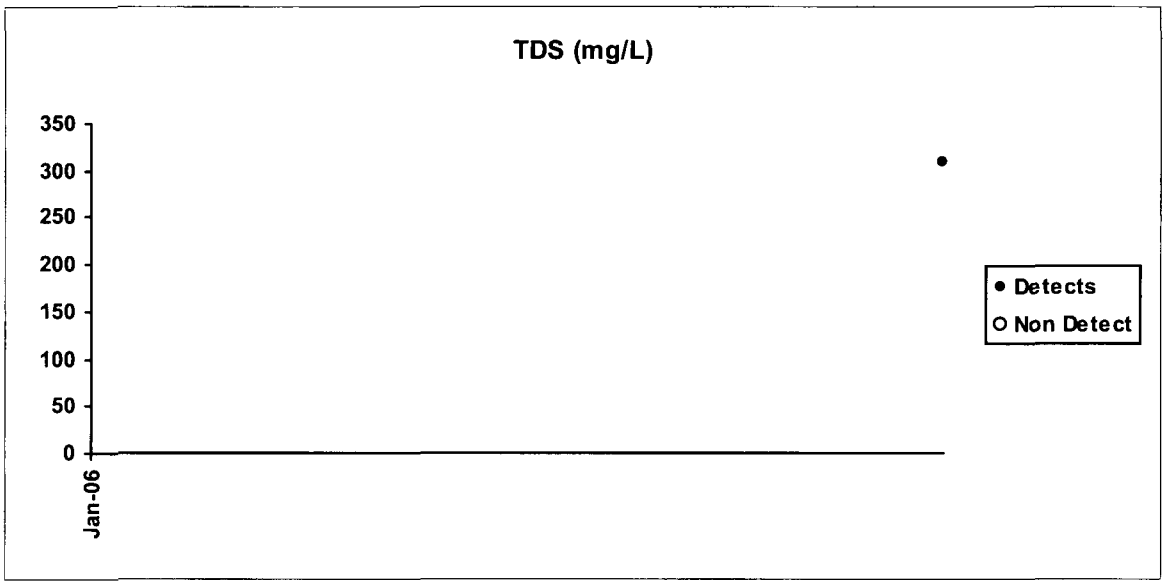

Jeffrey City SWAB-22

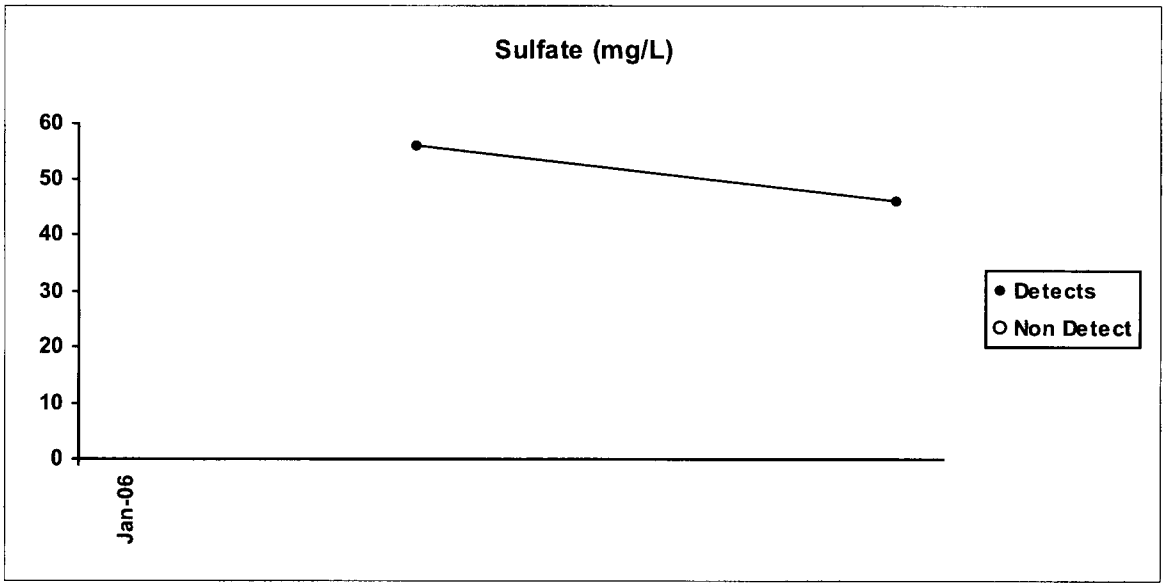

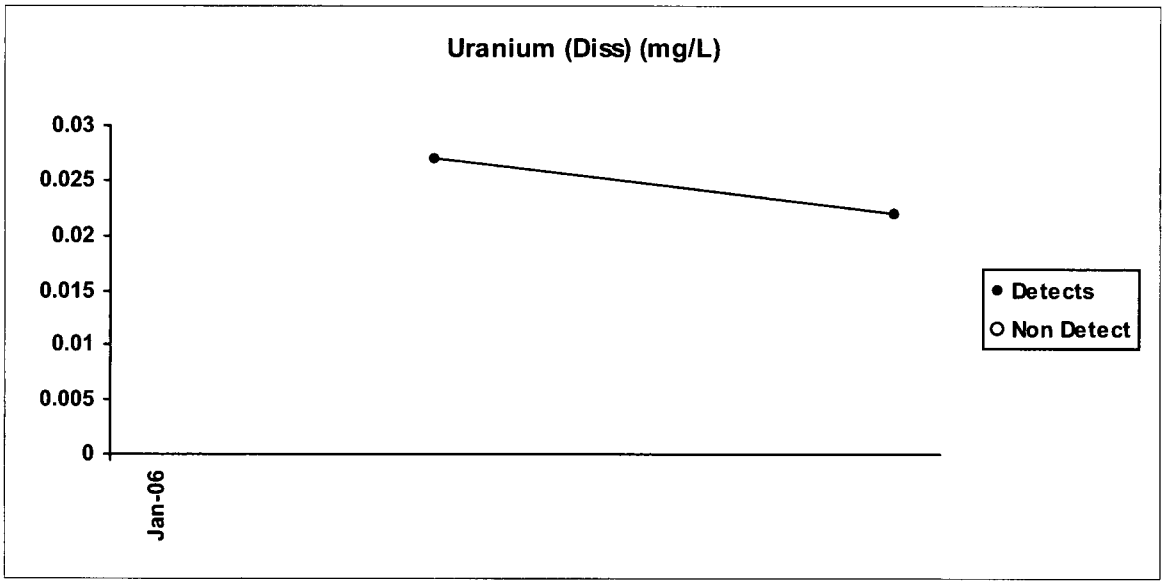

Jeffrey City SWAB-29

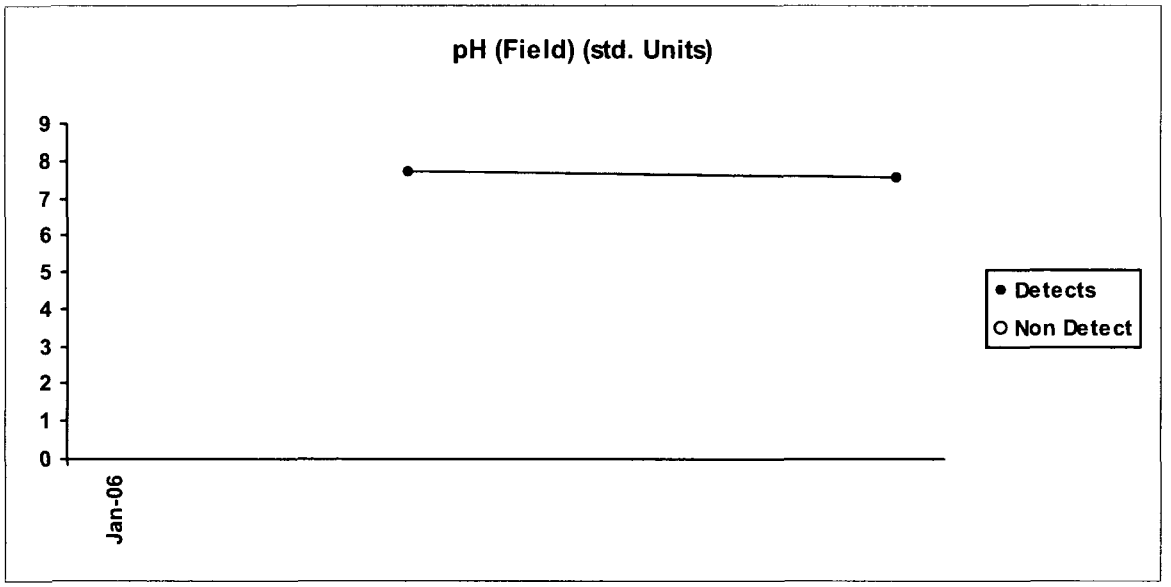

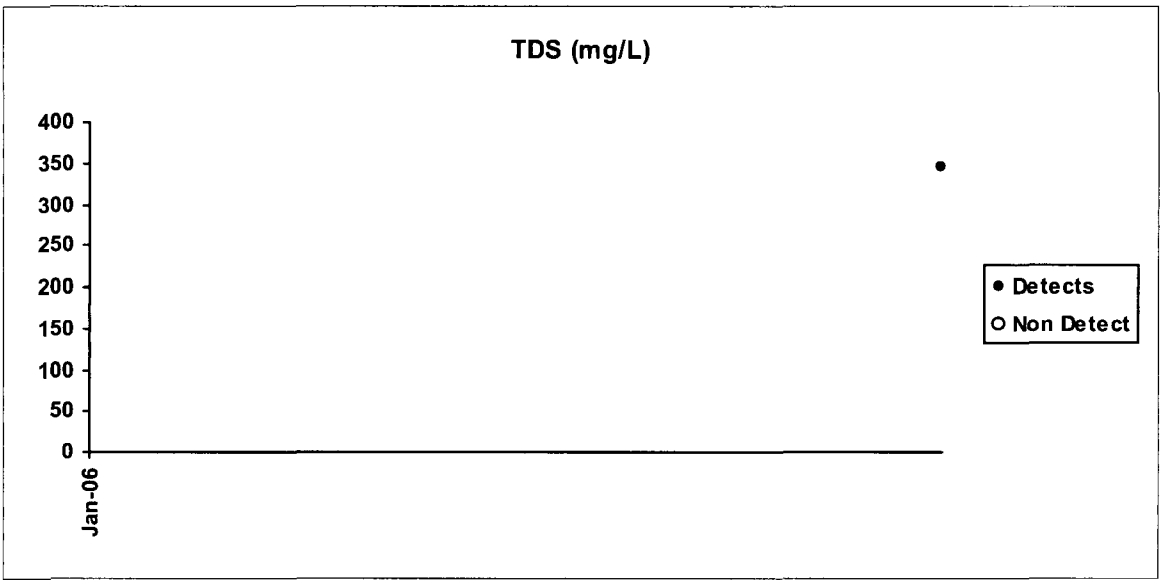

Jeffrey City SWAB-29

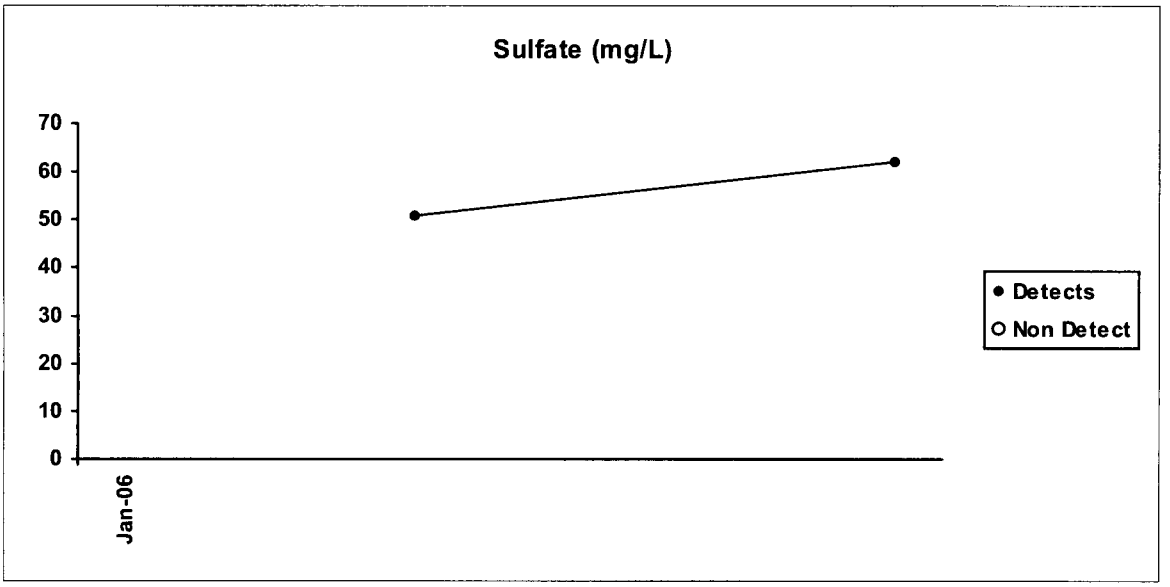

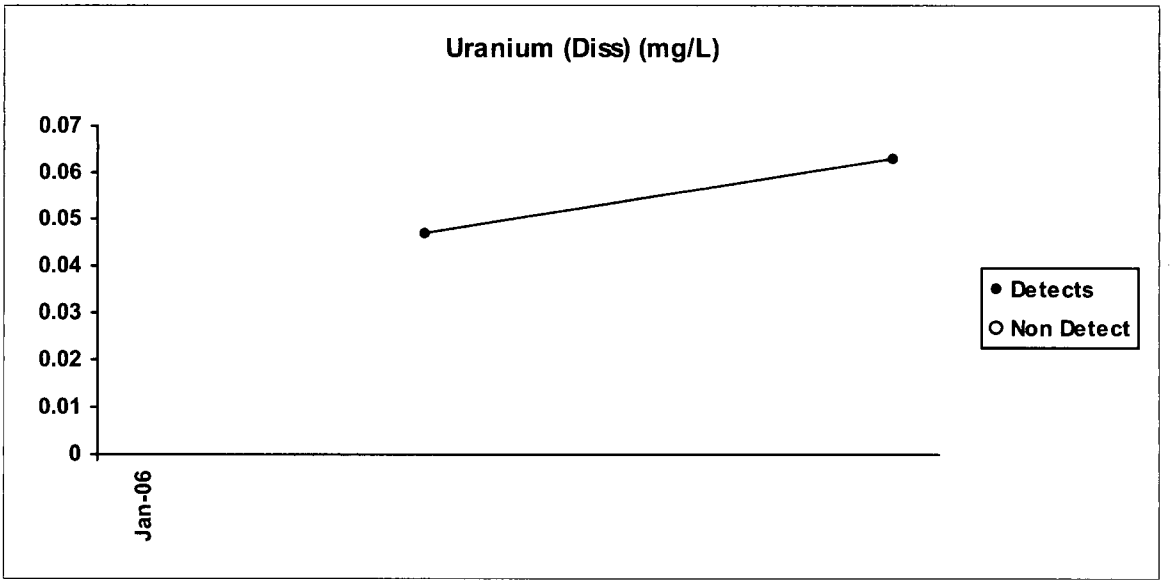

Jeffrey City SWAB-31

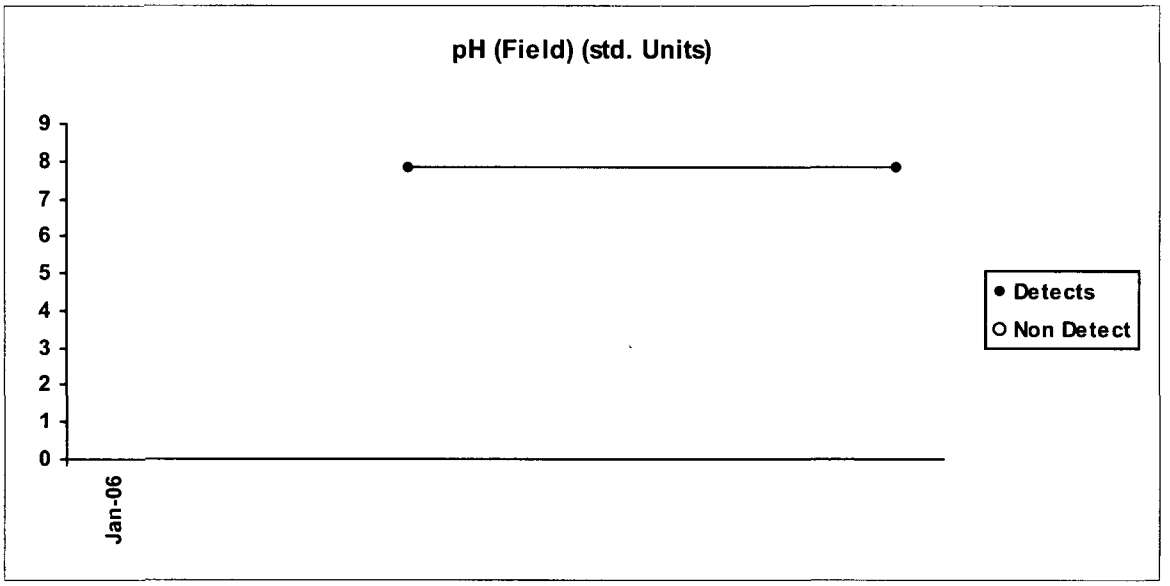

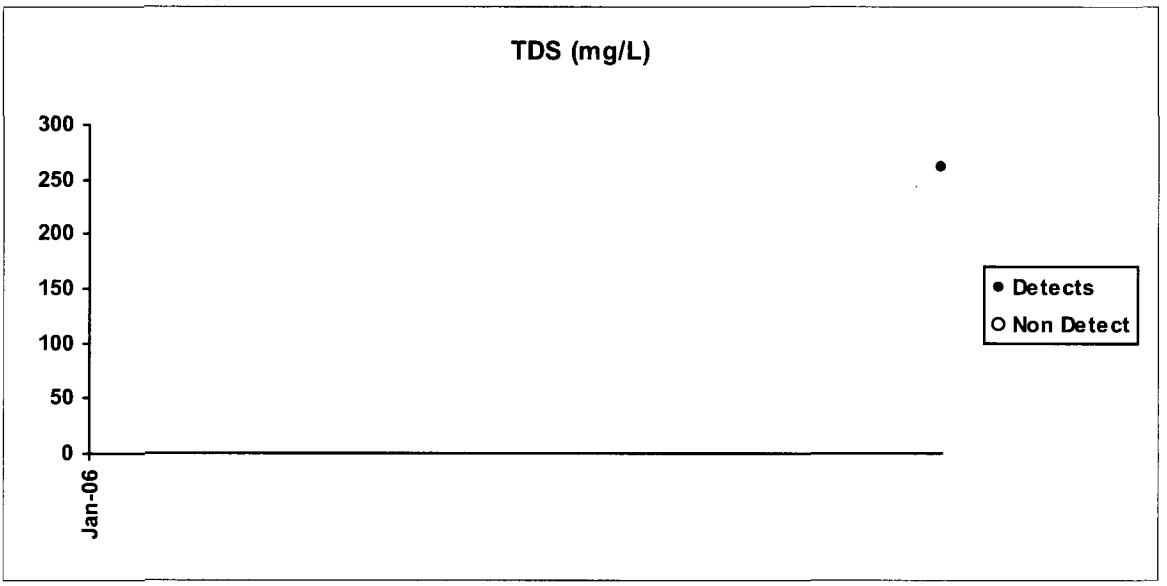

Jeffrey City SWAB-31

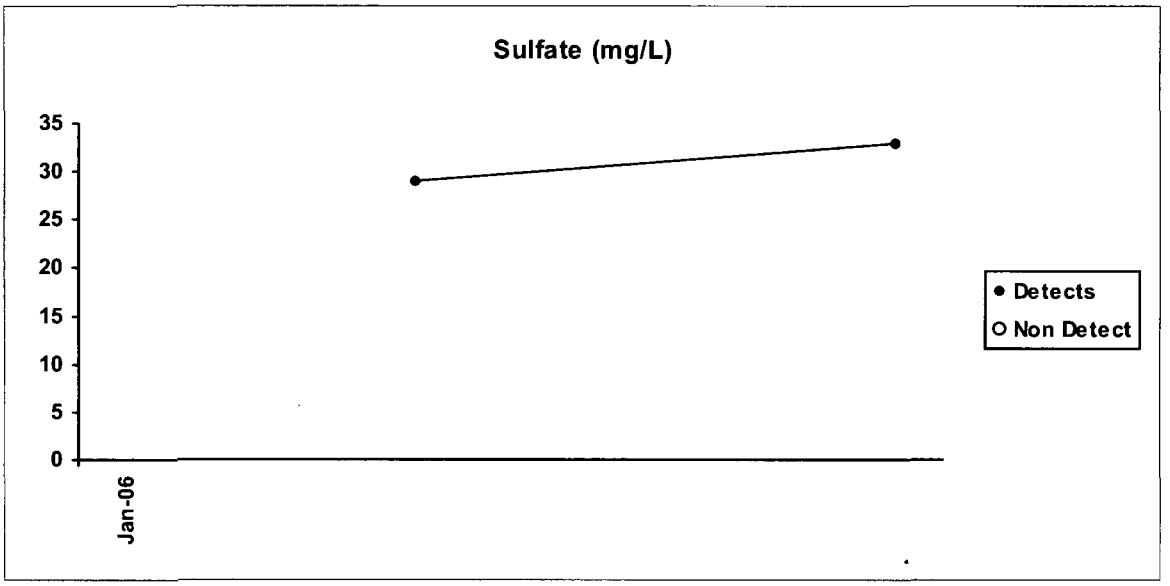

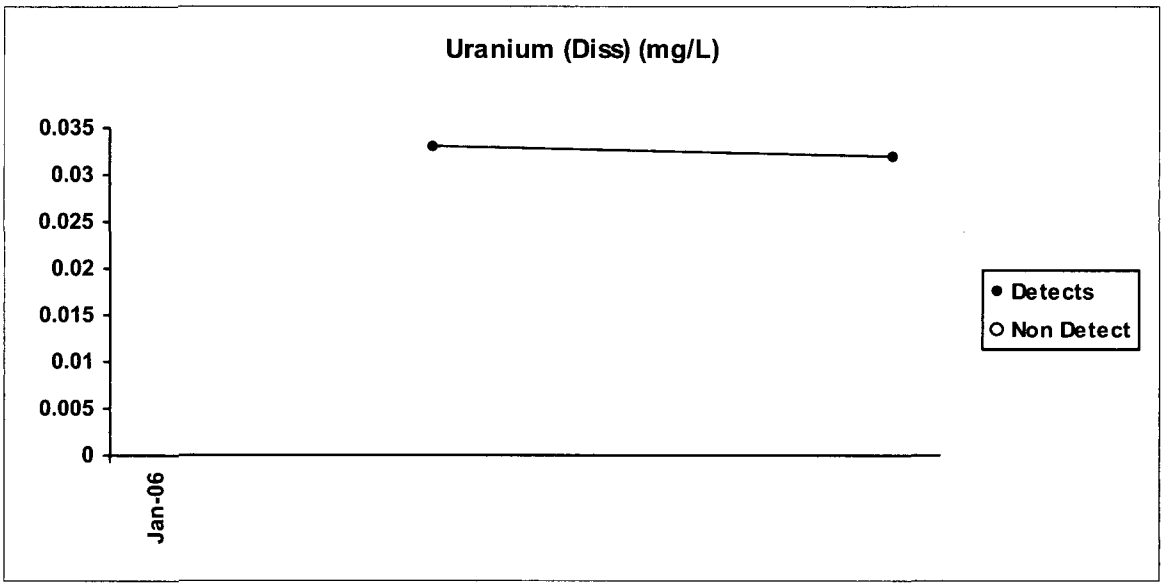

Jeffrey City SWAB-32

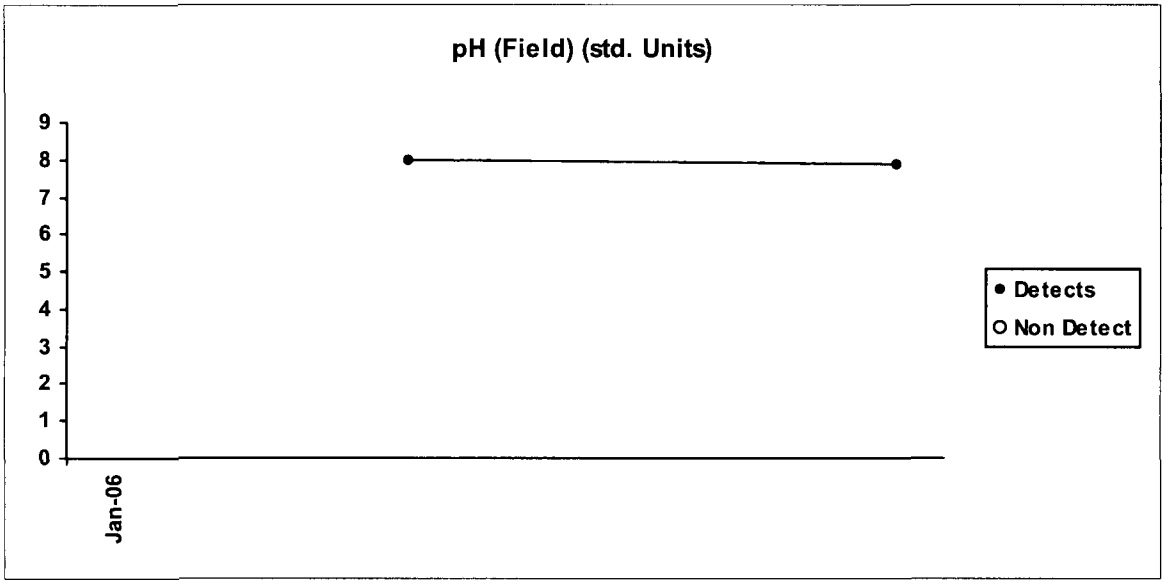

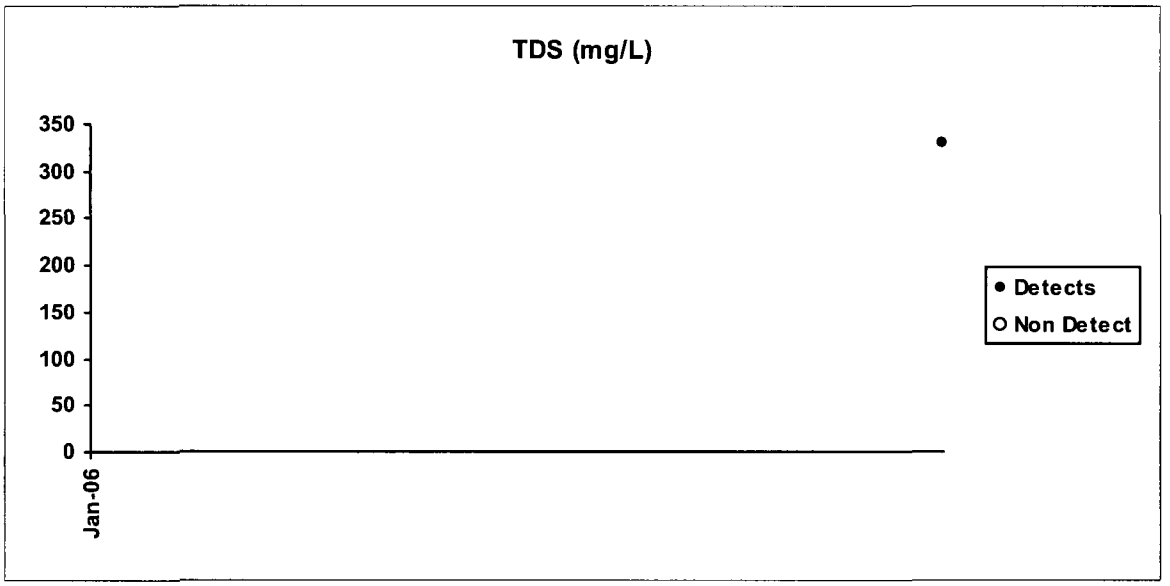

Jeffrey City SWAB-32

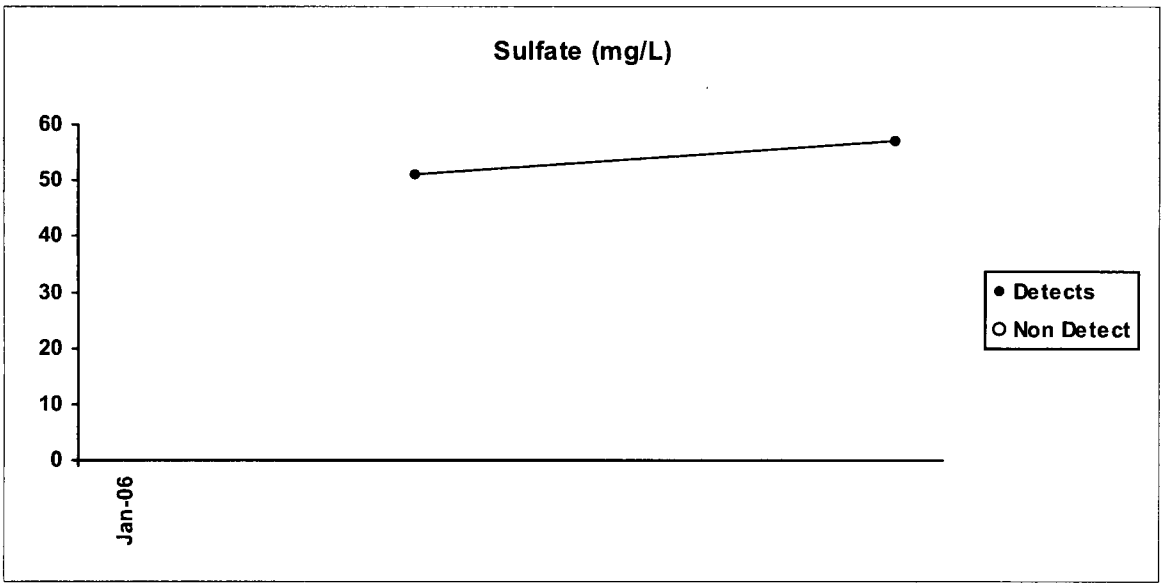

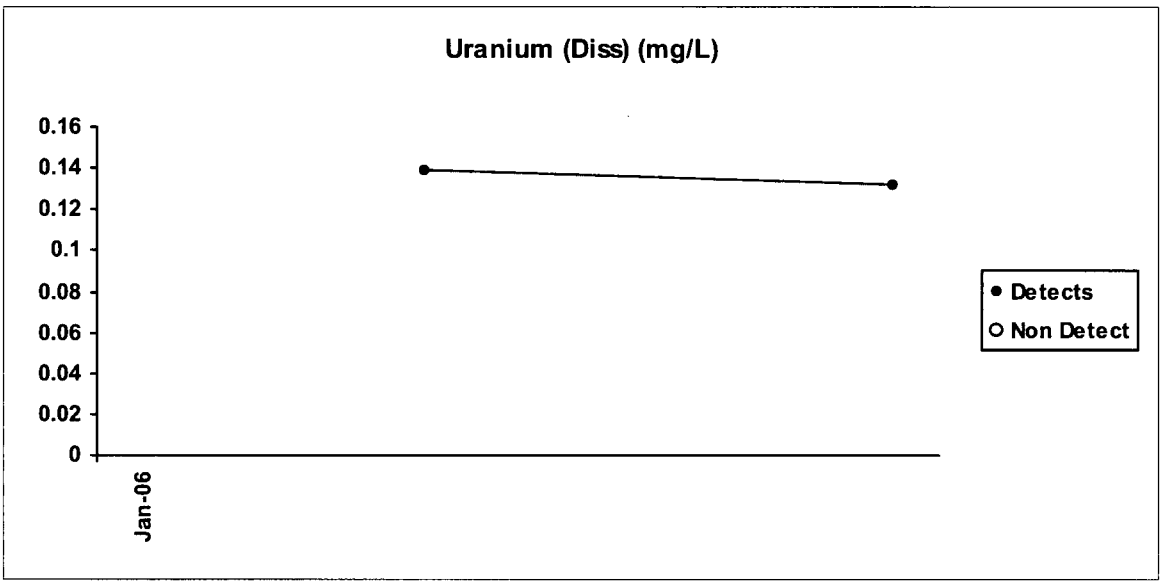

Jeffrey City SWAB-4

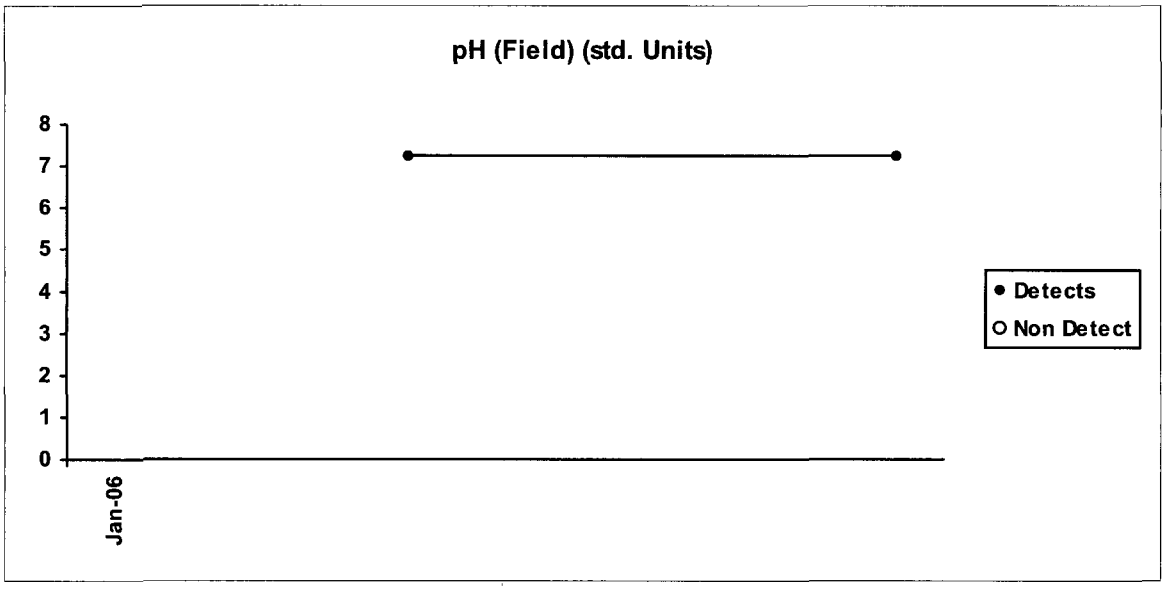

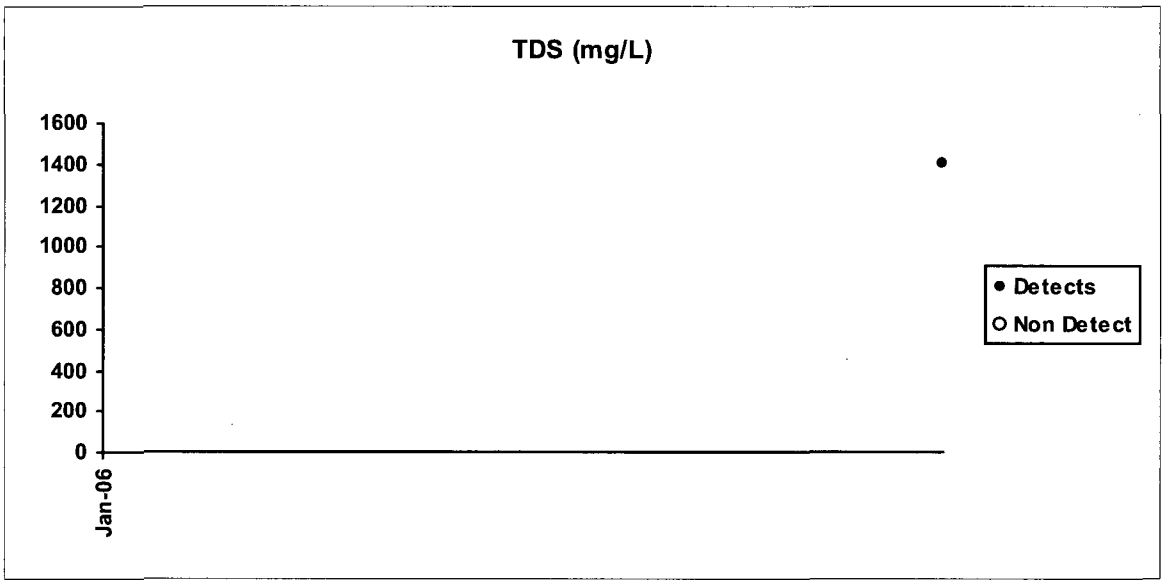

Jeffrey City SWAB-4

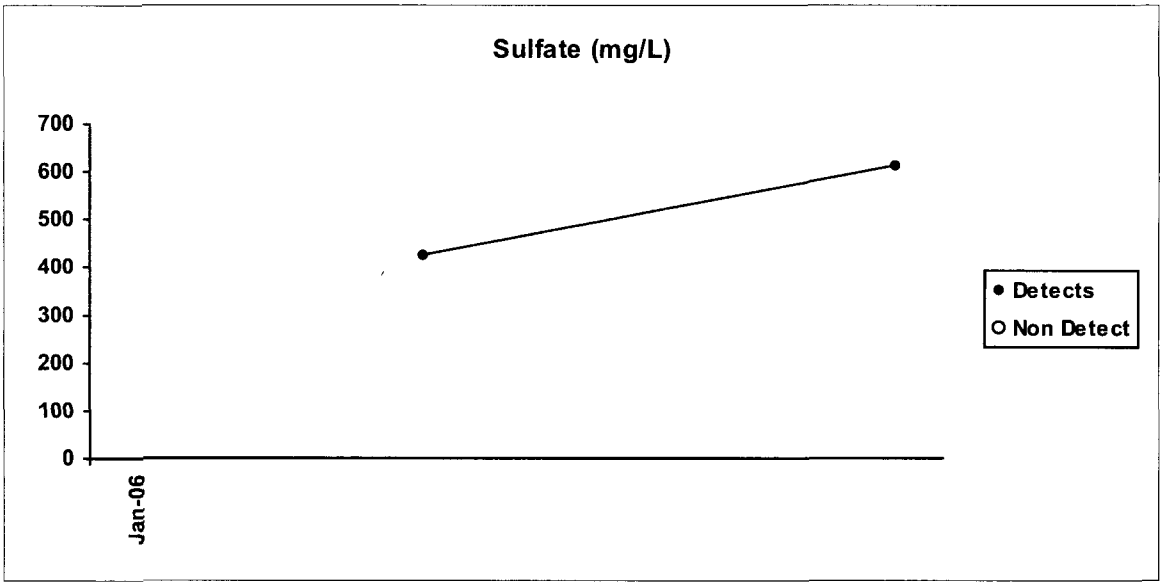

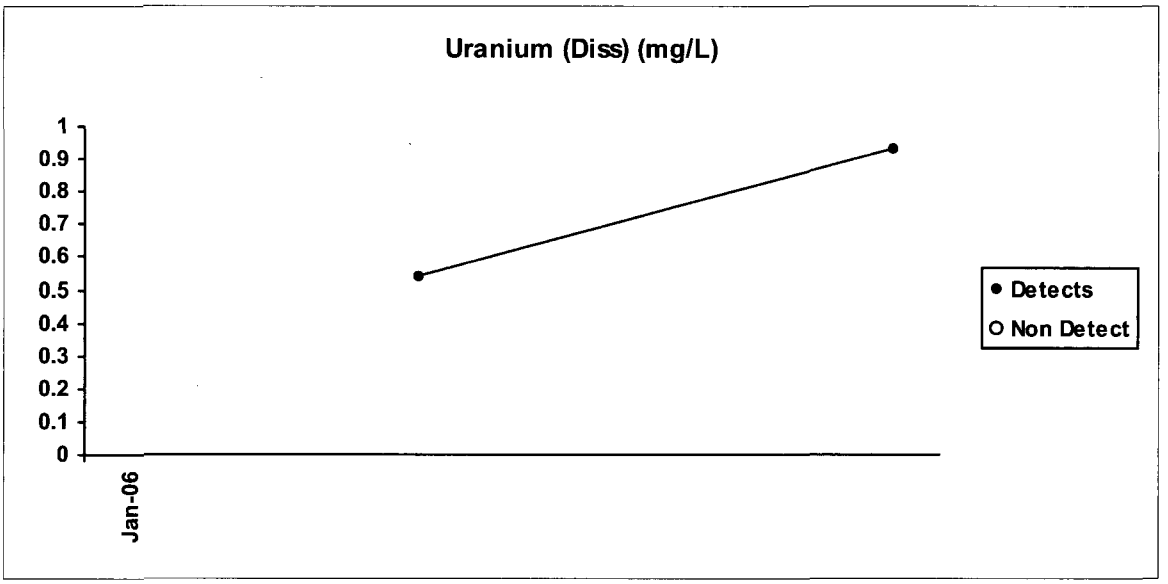

Jeffrey City WELL-1

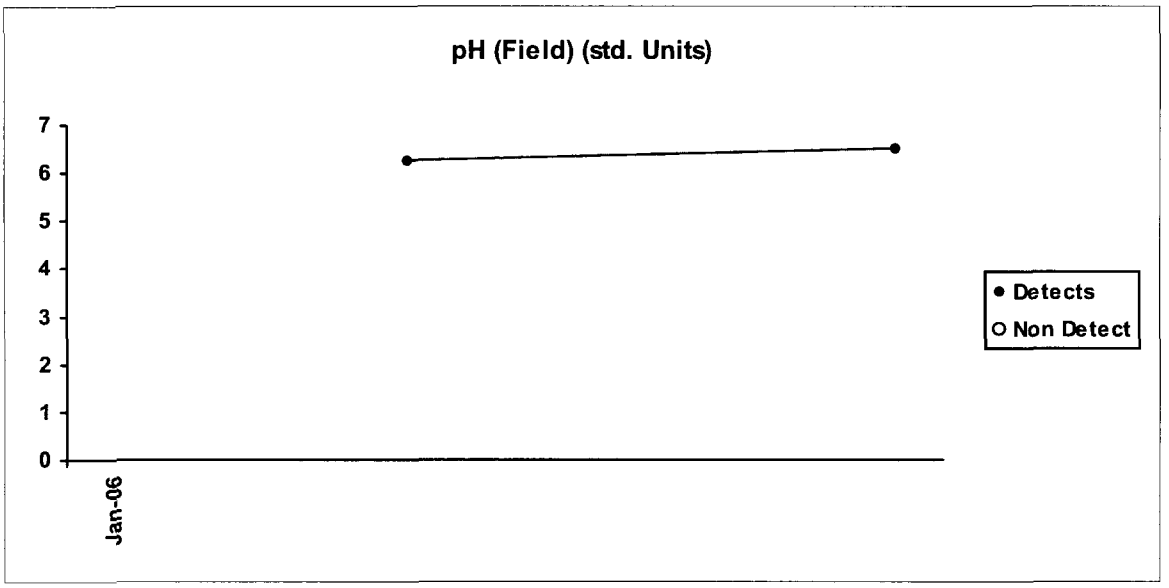

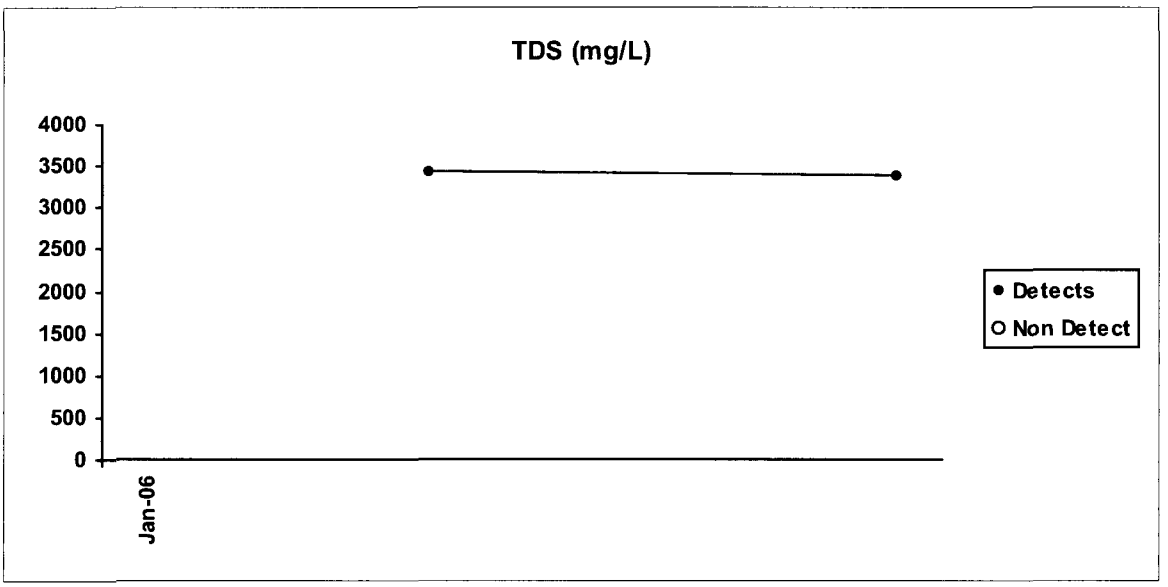

Jeffrey City WELL-1

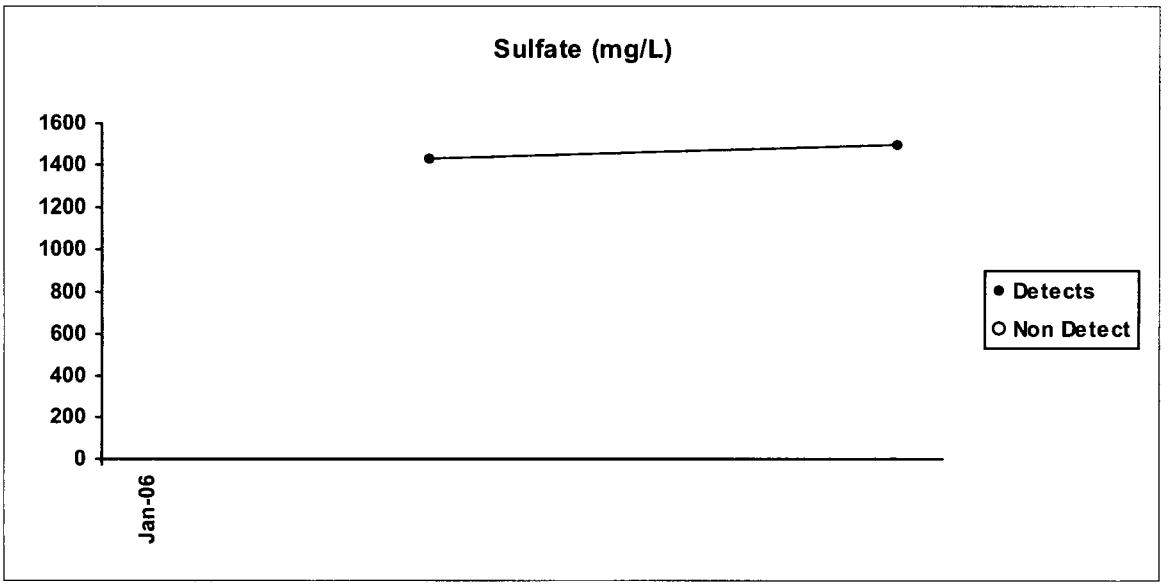

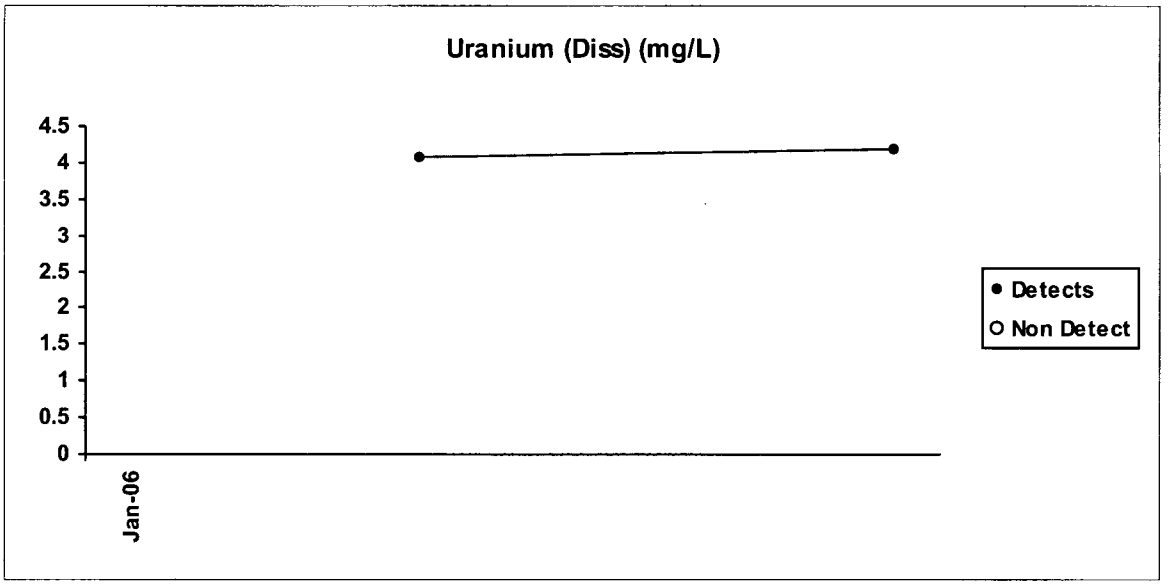

Jeffrey City WELL-4R

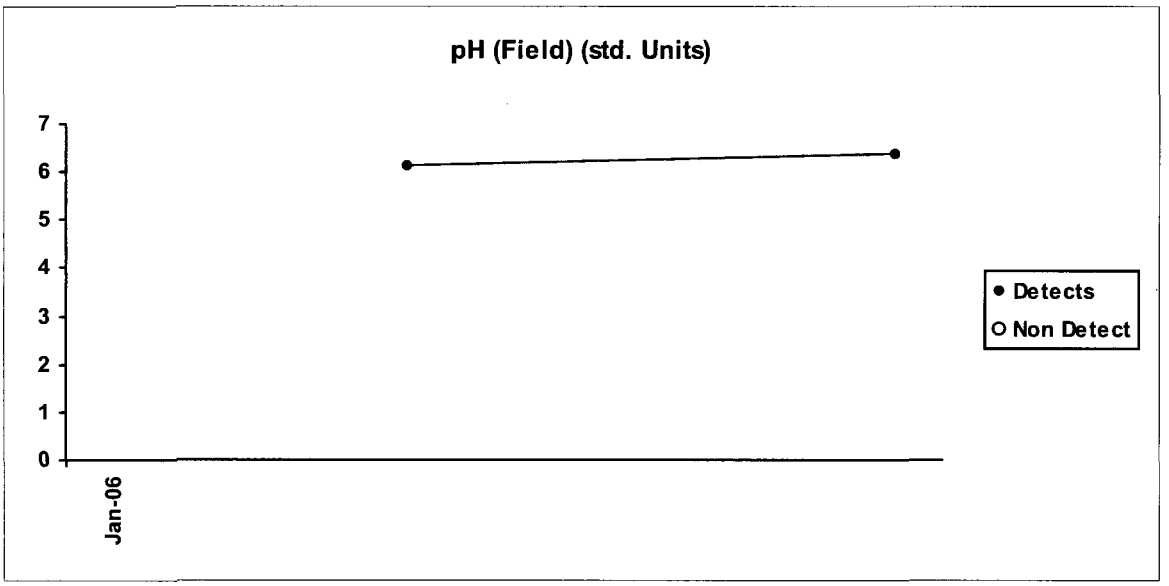

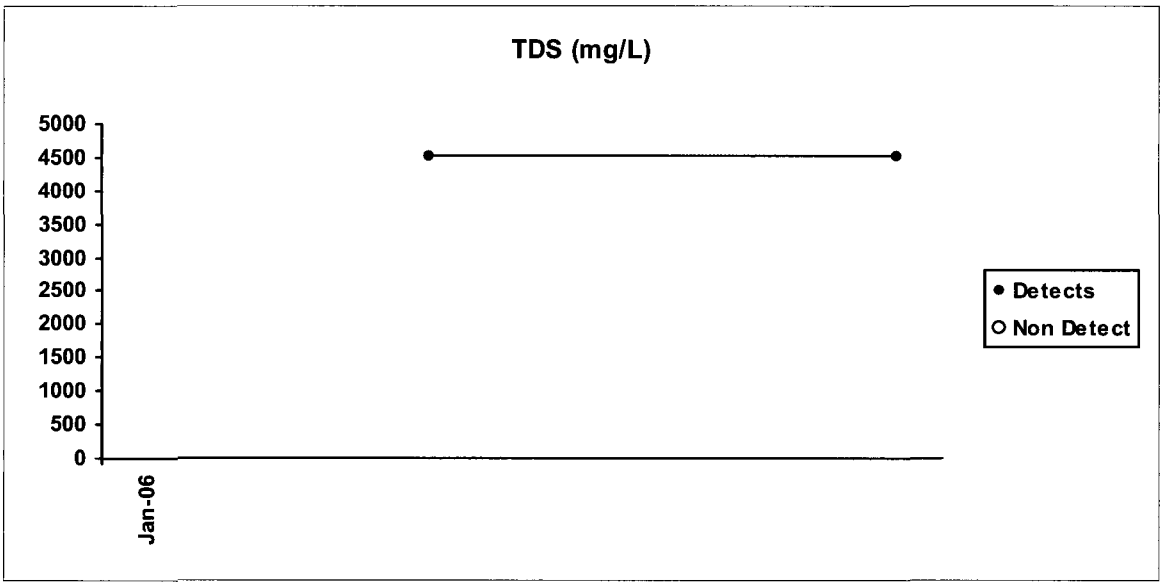

Jeffrey City WELL-4R

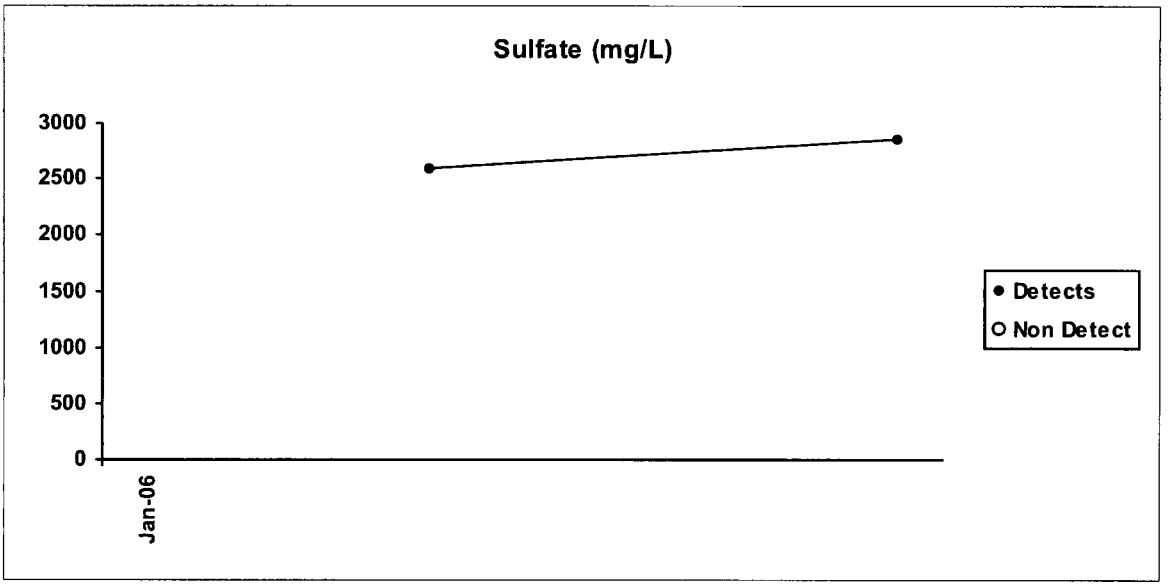

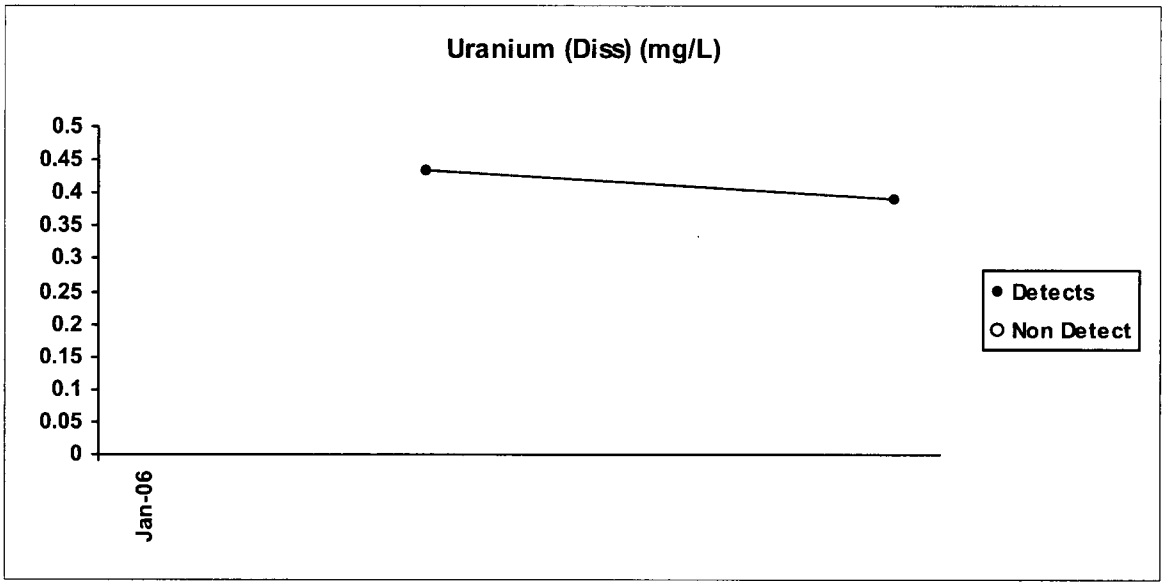

Jeffrey City WELL-5

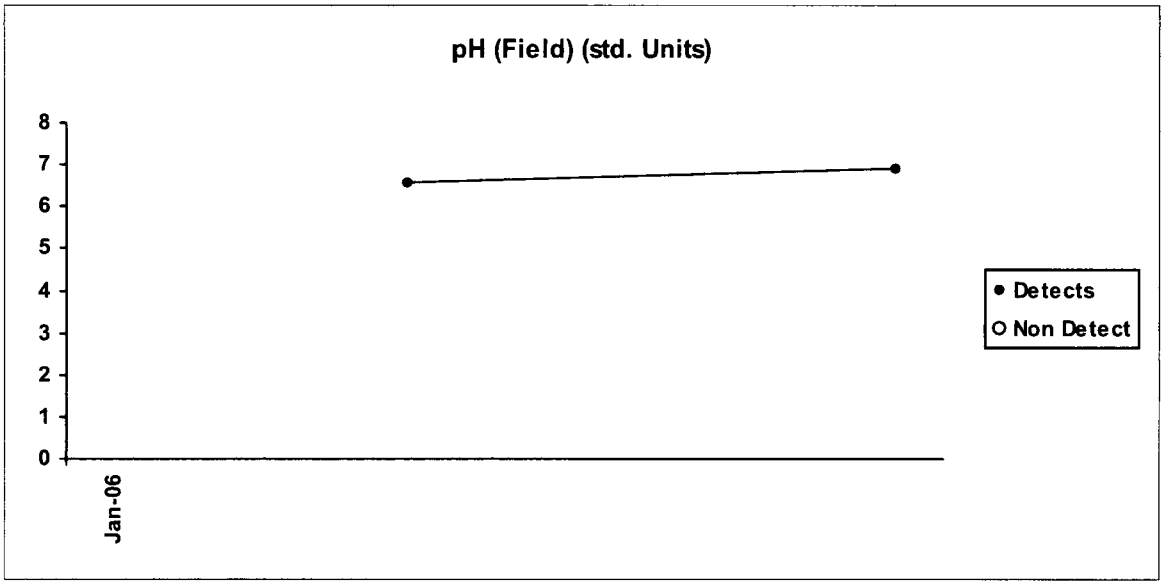

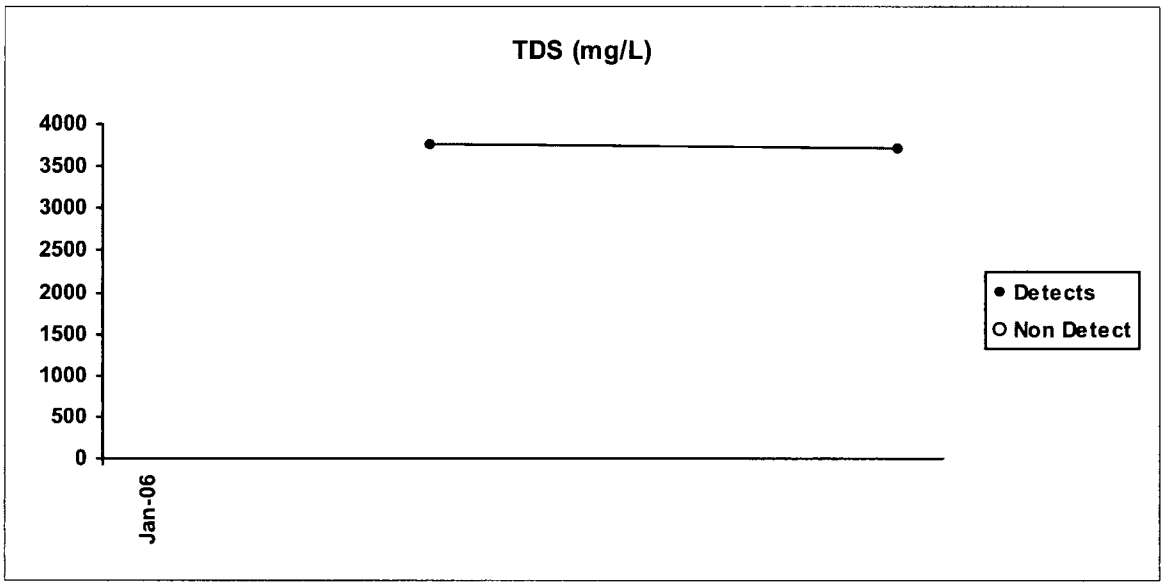

Jeffrey City WELL-5

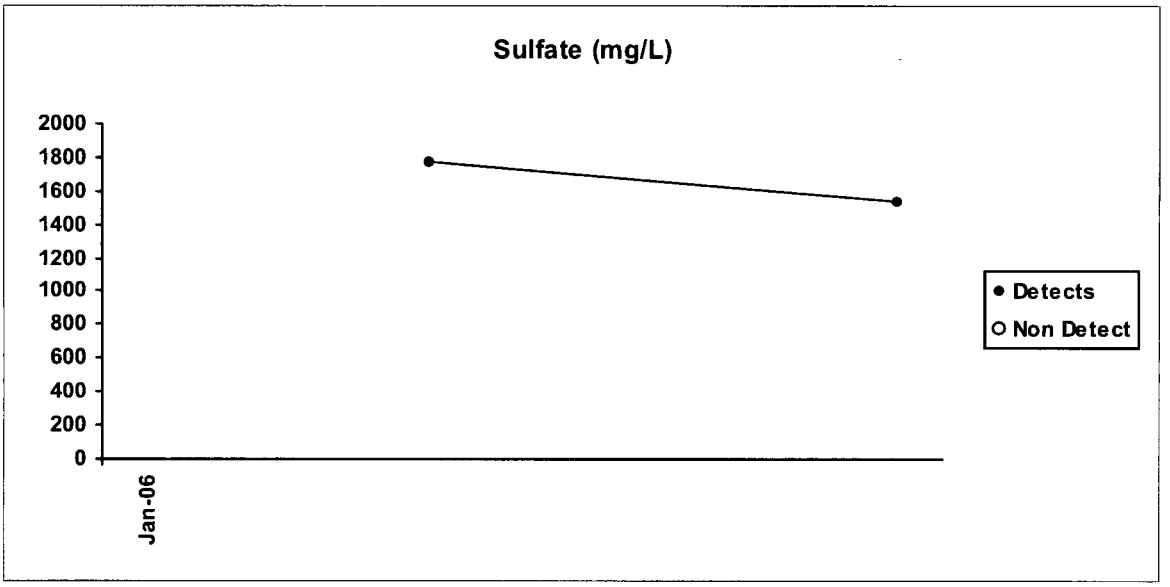

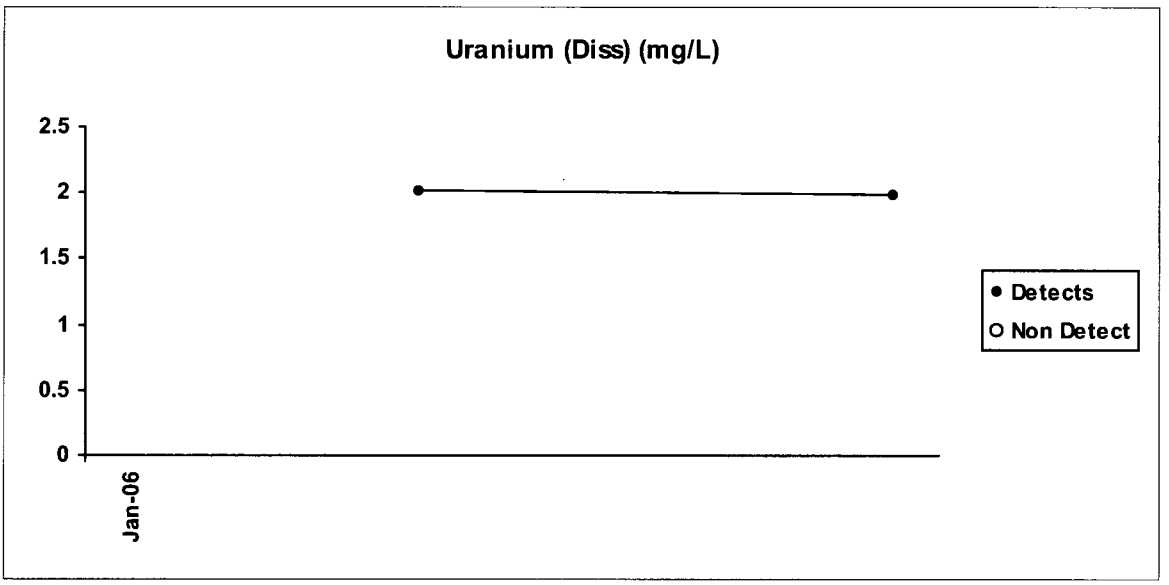

Jeffrey City WN-21

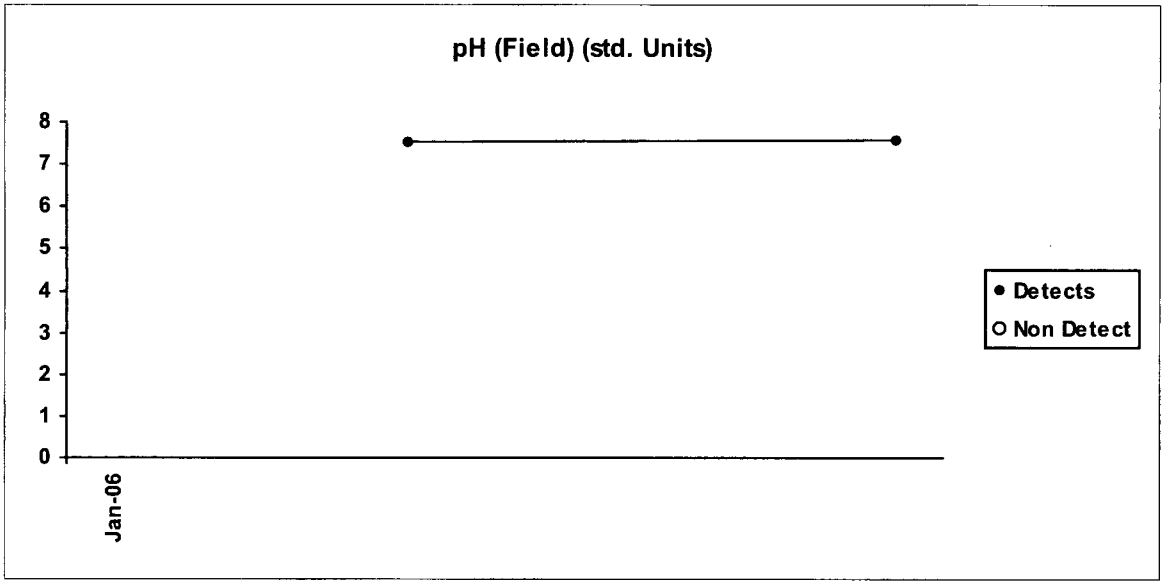

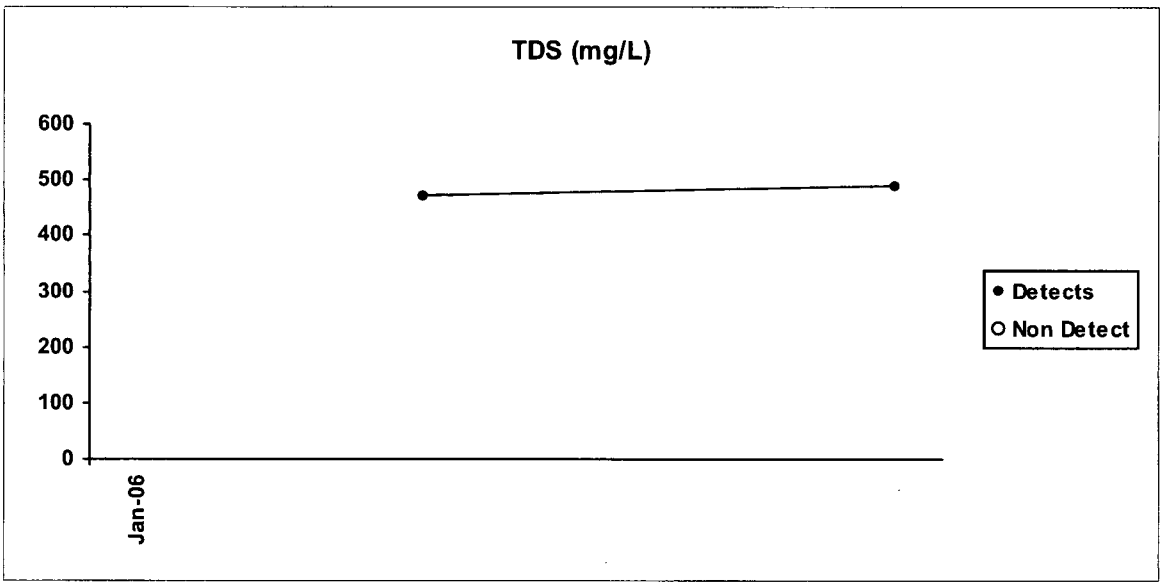

Jeffrey City WN-21

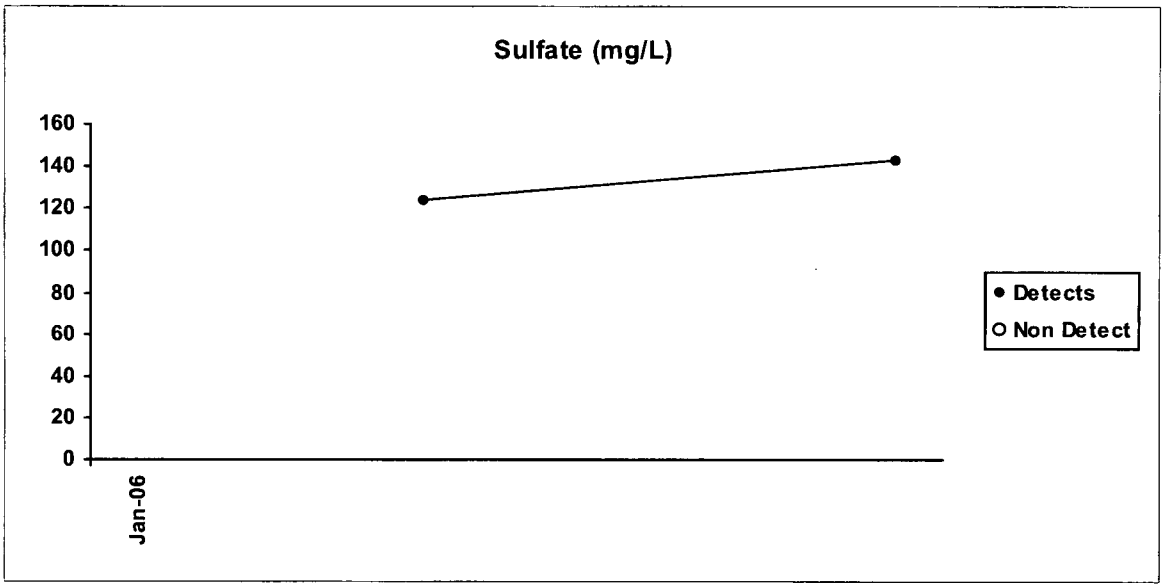

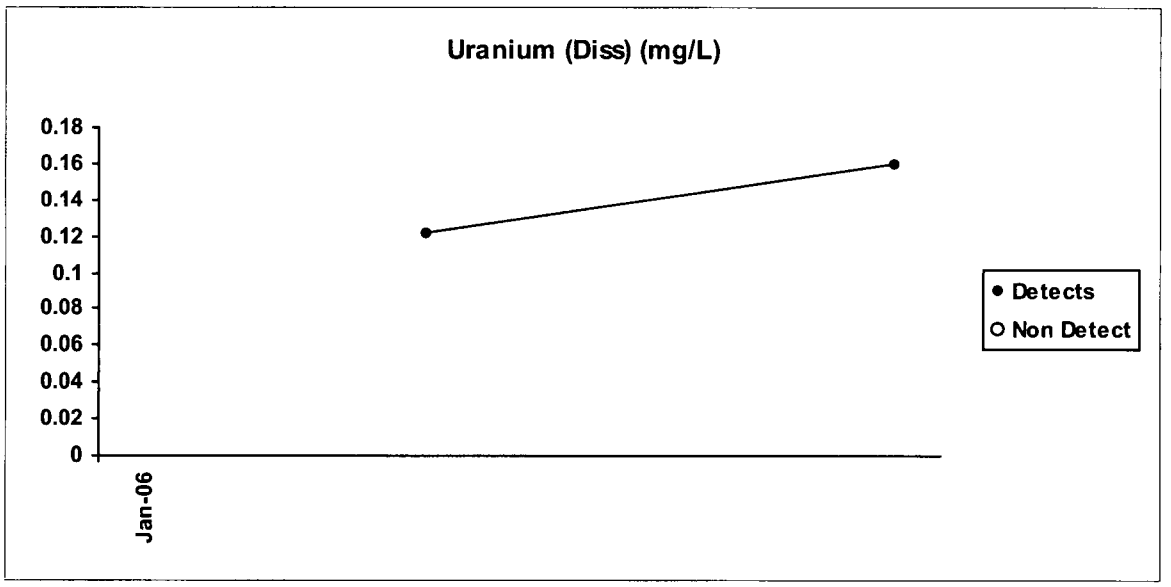

Jeffrey City WN-39B

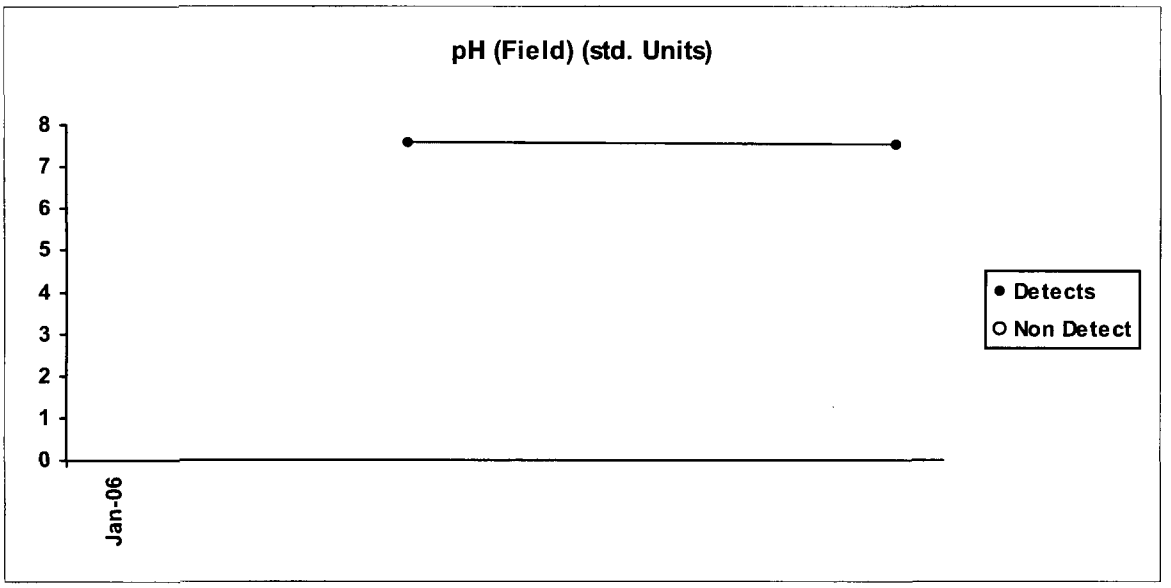

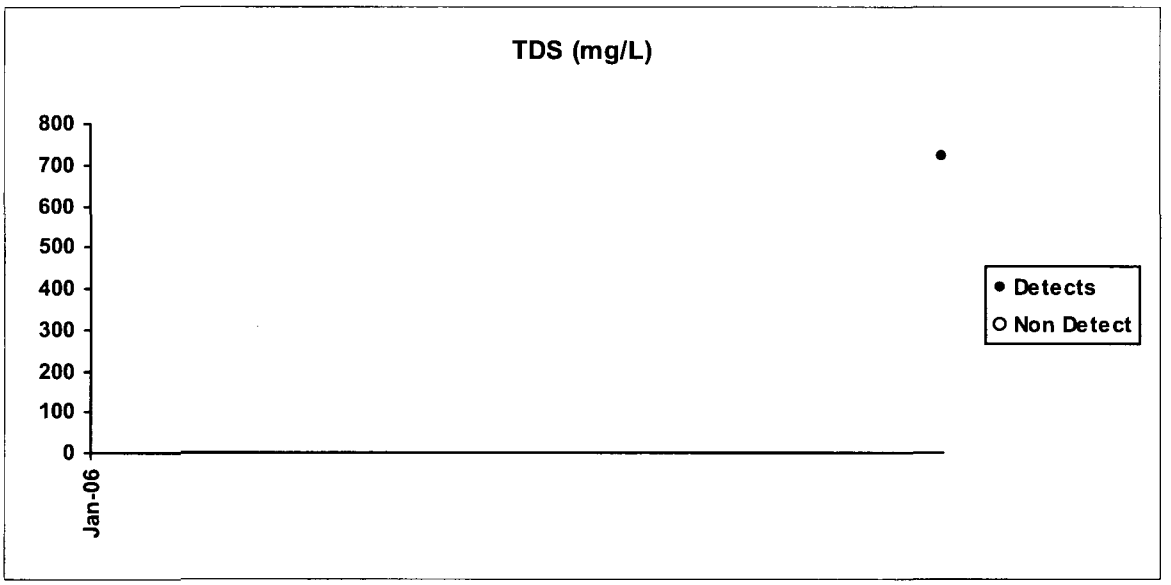

Jeffrey City WN-39B

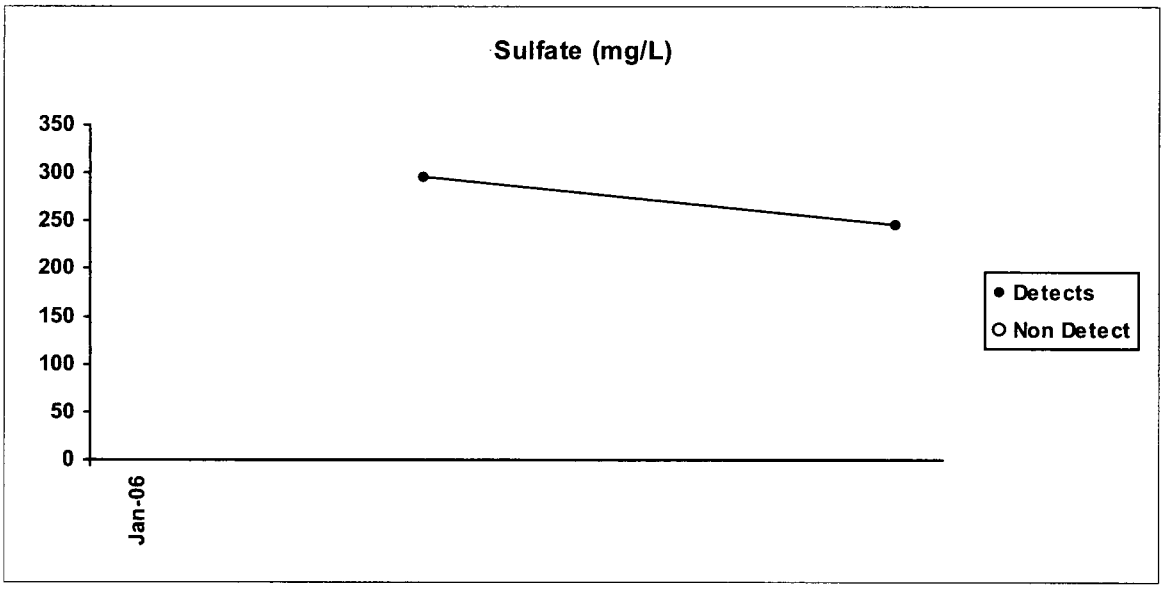

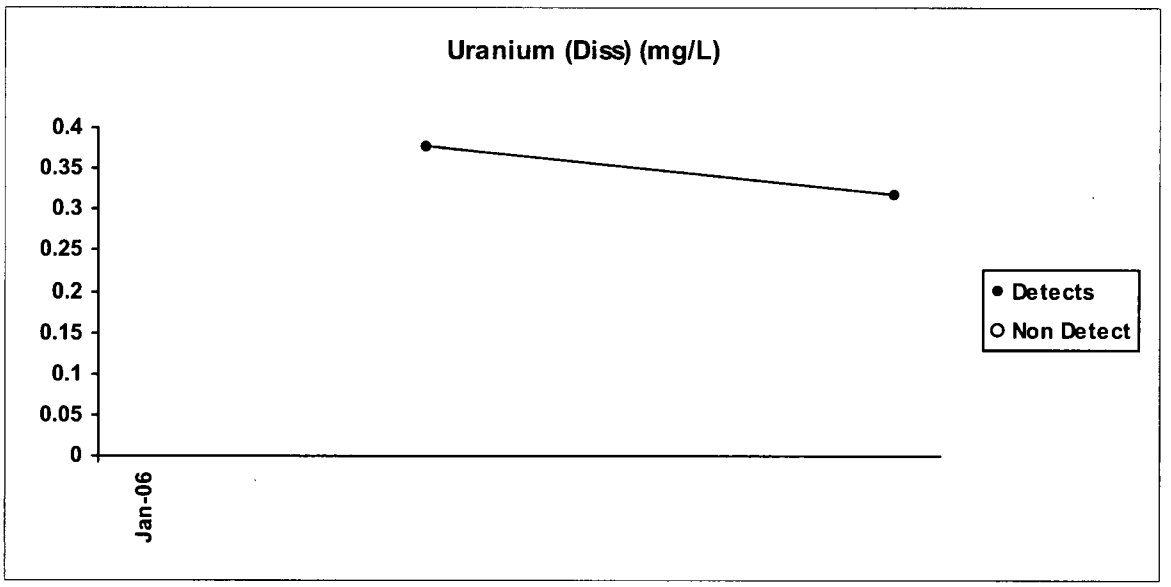

Jeffrey City WN-41B

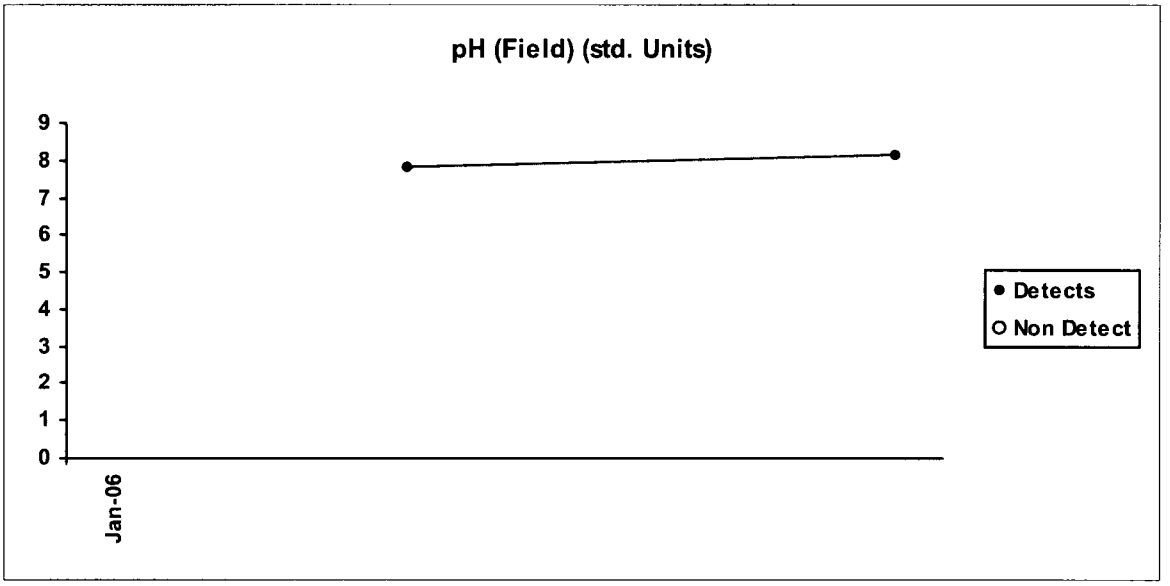

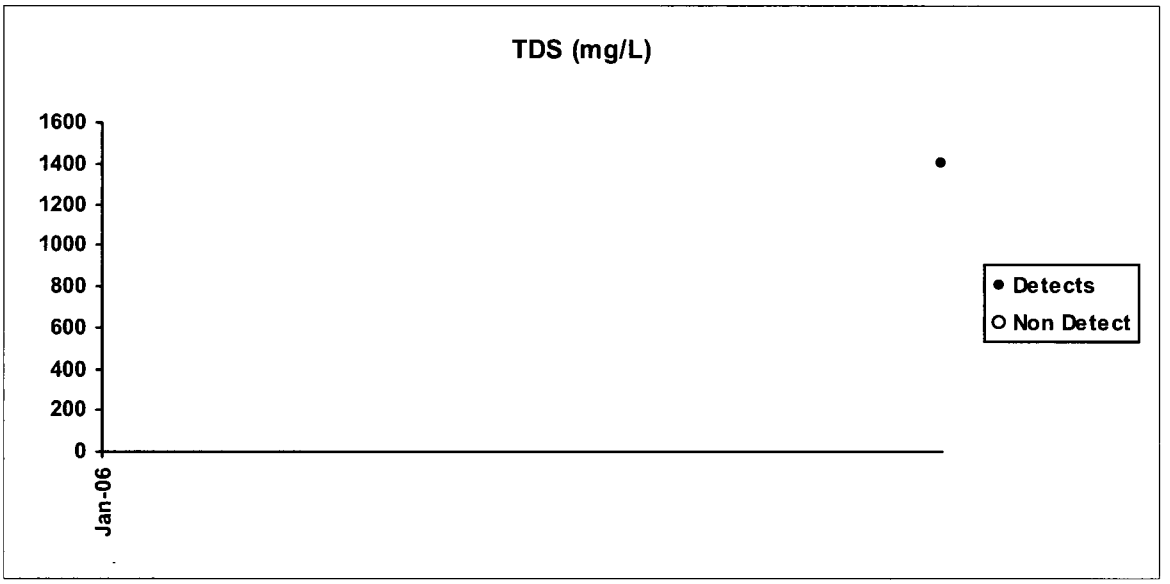

Jeffrey City WN-41B

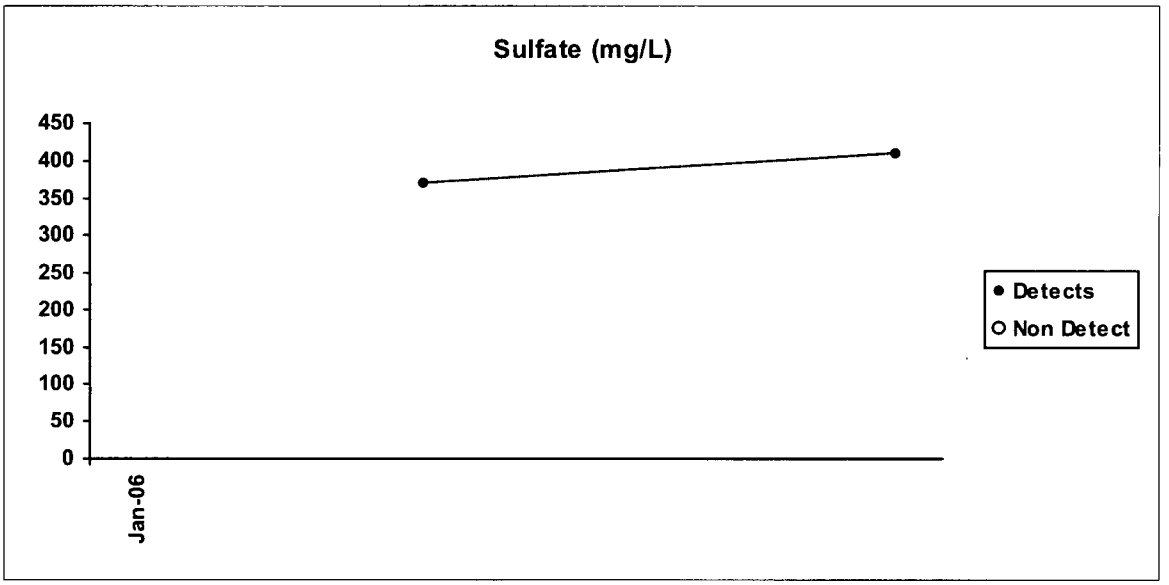

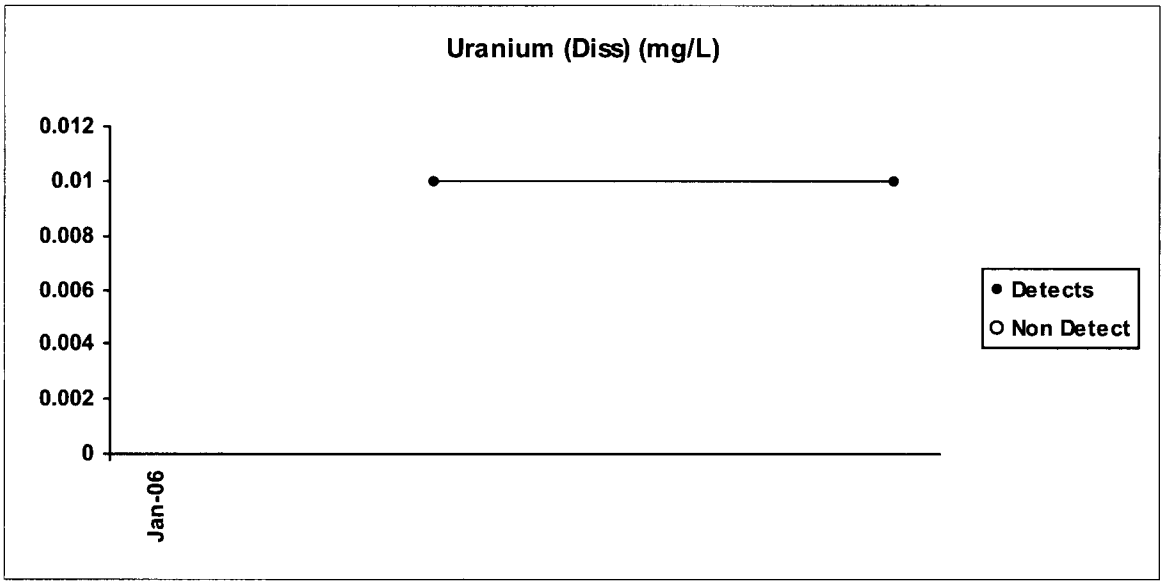

Jeffrey City WN-42A

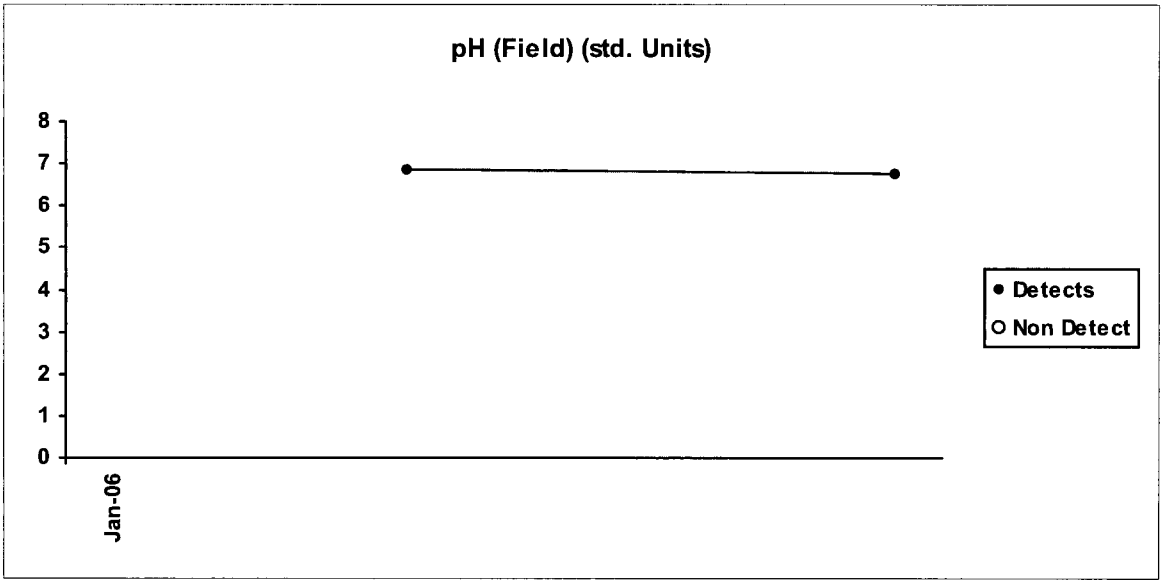

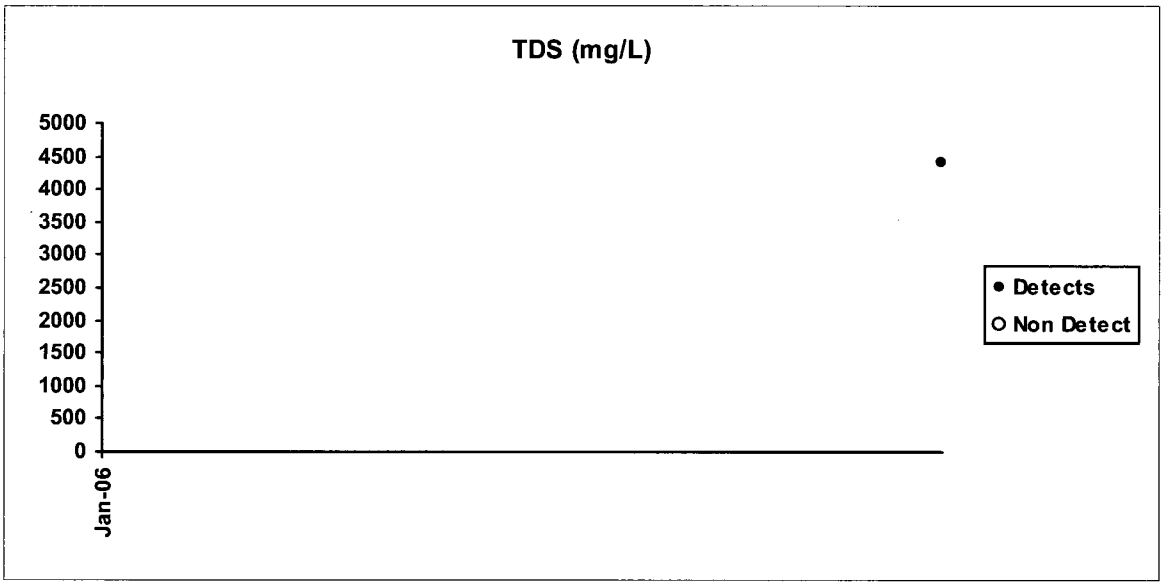

Jeffrey City WN-42A

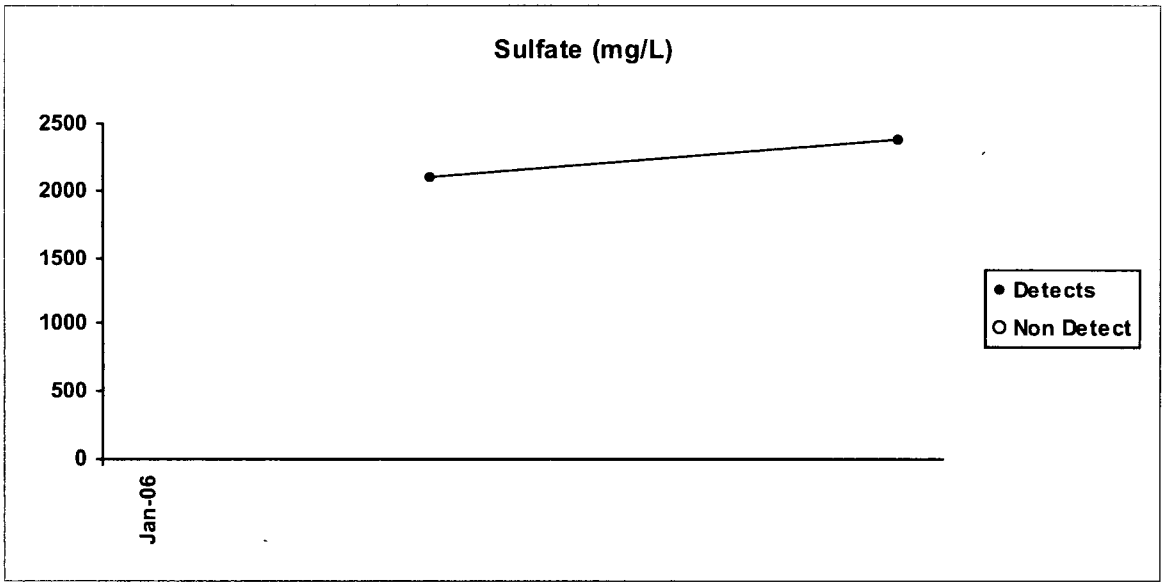

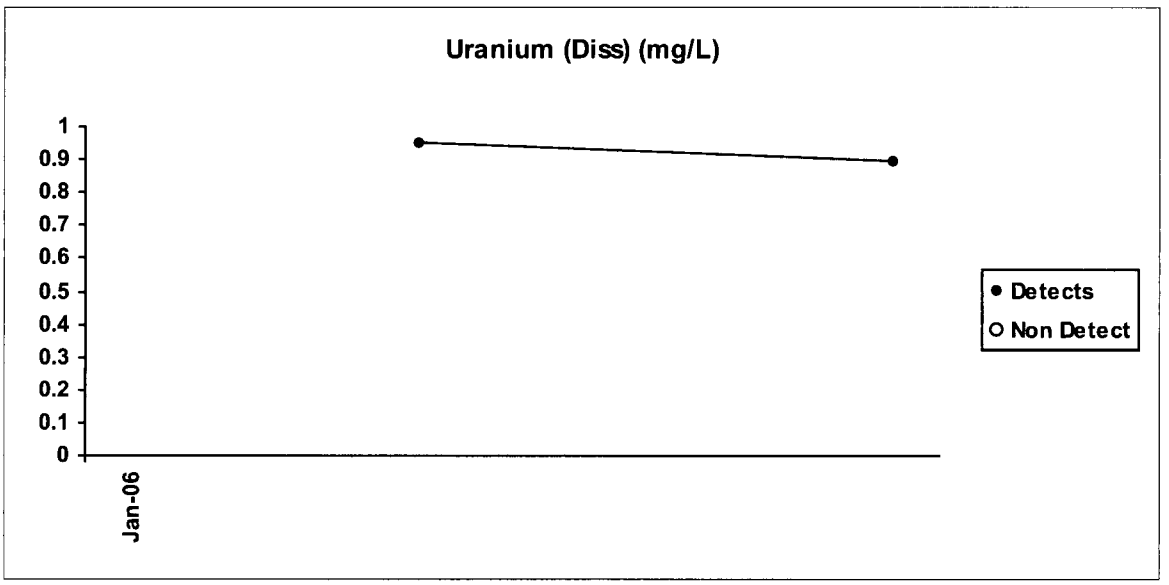

ENERGY LABORATORIES, INC. • 2393 Salt Creek Highway (82601) • P.O. Box 3258 • Casper, WY 82602
Toll Free 888.235.0515 • 307.235.0515 • Fax 307.234.1639 • casper@energylab.com • www.energylab.com

LABORATORY ANALYTICAL REPORT

Client: Western Nuclear Inc
Project: Split Rock Mill Site
Lab ID: C06091179-011
Client Sample ID: JJ-1R

Report Date: 11/07/06
Collection Date: 09/25/06 08:55
DateReceived: 09/27/06
Matrix: Aqueous

Analyses	Result	Units	Qualifiers	RL	MCL/ QCL	Method	Analysis Date / By
MAJOR IONS							
Chloride	9	mg/L		5		E200.7	10/10/06 14:27 / ts
Fluoride	0.5	mg/L		0.1		A4500-F C	10/03/06 16:24 / bmm
Nitrogen, Ammonia as N	ND	mg/L		0.05		A4500-NH3 G	09/29/06 13:54 / jal
Nitrogen, Nitrate+Nitrite as N	ND	mg/L		0.2		E353.2	09/27/06 13:48 / jal
Sulfate	35	mg/L		5		E200.7	10/10/06 14:27 / ts
PHYSICAL PROPERTIES							
pH	7.09	s.u.		0.01		A4500-H B	09/27/06 17:33 / th
Solids, Total Dissolved TDS @ 180 C	386	mg/L		10		A2540 C	09/27/06 15:45 / th
METALS - DISSOLVED							
Aluminum	ND	mg/L		0.1		E200.8	09/28/06 23:44 / bws
Antimony	ND	mg/L		0.05		E200.8	09/28/06 23:44 / bws
Arsenic	ND	mg/L		0.01		E200.8	09/28/06 23:44 / bws
Beryllium	ND	mg/L		0.004		E200.8	09/28/06 23:44 / bws
Cadmium	ND	mg/L		0.001		E200.8	09/28/06 23:44 / bws
Lead	ND	mg/L		0.005		E200.8	09/28/06 23:44 / bws
Manganese	0.15	mg/L		0.01		E200.8	09/28/06 23:44 / bws
Molybdenum	ND	mg/L		0.1		E200.8	09/28/06 23:44 / bws
Nickel	ND	mg/L		0.05		E200.8	09/28/06 23:44 / bws
Selenium	ND	mg/L		0.005		E200.8	09/28/06 23:44 / bws
Thallium	ND	mg/L		0.1		E200.8	09/28/06 23:44 / bws
Uranium	0.008	mg/L		0.001		E200.8	09/28/06 23:44 / bws
RADIONUCLIDES - DISSOLVED							
Radium 226	ND	pCi/L		1.0		E903.0	10/15/06 01:02 / trs
Radium 228	ND	pCi/L		2.0		RA-05	10/09/06 12:29 / pj
Thorium 230	ND	pCi/L		0.4		E907.0	10/11/06 15:00 / df
FIELD PARAMETERS							
pH	6.99	s.u.				FIELD	09/25/06 08:55 / ks

Report Definitions:
RL - Analyte reporting limit.
QCL - Quality control limit.
MCL - Maximum contaminant level.
ND - Not detected at the reporting limit.

ENERGY LABORATORIES, INC. • 2393 Salt Creek Highway (82601) • P.O. Box 3258 • Casper, WY 82602
Toll Free 888.235.0515 • 307.235.0515 • Fax 307.234.1639 • casper@energylab.com • www.energylab.com

LABORATORY ANALYTICAL REPORT

Client: Western Nuclear Inc
Project: Split Rock Mill Site
Lab ID: C06091179-012
Client Sample ID: SWAB-1

Report Date: 11/07/06
Collection Date: 09/26/06 10:26
DateReceived: 09/27/06
Matrix: Aqueous

Analyses	Result	Units	Qualifiers	RL	MCL/ QCL	Method	Analysis Date / By
MAJOR IONS							
Chloride	15	mg/L		5		E200.7	10/10/06 14:30 / ts
Fluoride	0.1	mg/L		0.1		A4500-F C	10/03/06 16:26 / bmm
Nitrogen, Ammonia as N	0.13	mg/L		0.05		A4500-NH3 G	09/29/06 13:56 / jal
Nitrogen, Nitrate+Nitrite as N	54	mg/L	D	2		E353.2	09/27/06 13:51 / jal
Sulfate	429	mg/L		5		E200.7	10/10/06 14:30 / ts
PHYSICAL PROPERTIES							
pH	7.77	s.u.		0.01		A4500-H B	09/27/06 17:36 / th
Solids, Total Dissolved TDS @ 180 C	1270	mg/L		10		A2540 C	09/27/06 15:45 / th
METALS - DISSOLVED							
Aluminum	ND	mg/L		0.1		E200.8	09/29/06 00:21 / bws
Antimony	ND	mg/L		0.05		E200.8	09/29/06 00:21 / bws
Arsenic	ND	mg/L		0.01		E200.8	09/29/06 00:21 / bws
Beryllium	ND	mg/L		0.004		E200.8	09/29/06 00:21 / bws
Cadmium	0.002	mg/L		0.001		E200.8	09/29/06 00:21 / bws
Lead	ND	mg/L		0.005		E200.8	09/29/06 00:21 / bws
Manganese	ND	mg/L		0.01		E200.8	09/29/06 00:21 / bws
Molybdenum	ND	mg/L		0.1		E200.8	09/29/06 00:21 / bws
Nickel	ND	mg/L		0.05		E200.8	09/29/06 00:21 / bws
Selenium	ND	mg/L		0.005		E200.8	09/29/06 00:21 / bws
Thallium	ND	mg/L		0.1		E200.8	09/29/06 00:21 / bws
Uranium	0.651	mg/L		0.001		E200.8	09/29/06 00:21 / bws
RADIONUCLIDES - DISSOLVED							
Radium 226	ND	pCi/L		1.0		E903.0	10/15/06 02:02 / trs
Radium 228	ND	pCi/L		2.0		RA-05	10/09/06 12:29 / pj
Thorium 230	ND	pCi/L		0.4		E907.0	10/11/06 15:00 / df
FIELD PARAMETERS							
pH	7.43	s.u.				FIELD	09/26/06 10:26 / ks

Report Definitions:
RL - Analyte reporting limit.
QCL - Quality control limit.
D - RL increased due to sample matrix interference.
MCL - Maximum contaminant level.
ND - Not detected at the reporting limit.

ENERGY LABORATORIES, INC. • 2393 Salt Creek Highway (82601) • P.O. Box 3258 • Casper, WY 82602
Toll Free 888.235.0515 • 307.235.0515 • Fax 307.234.1639 • casper@energylab.com • www.energylab.com

LABORATORY ANALYTICAL REPORT

Client: Western Nuclear Inc
Project: Split Rock Mill Site
Lab ID: C06091179-013
Client Sample ID: SWAB-2

Report Date: 11/07/06
Collection Date: 09/26/06 09:50
DateReceived: 09/27/06
Matrix: Aqueous

Analyses	Result	Units	Qualifiers	RL	MCL/ QCL	Method	Analysis Date / By
MAJOR IONS							
Chloride	43	mg/L		5		E200.7	10/10/06 14:34 / ts
Fluoride	0.3	mg/L		0.1		A4500-F C	10/03/06 16:27 / bmm
Nitrogen, Ammonia as N	53	mg/L	D	1		A4500-NH3 G	09/29/06 13:58 / jal
Nitrogen, Nitrate+Nitrite as N	206	mg/L	D	2		E353.2	09/27/06 13:58 / jal
Sulfate	1400	mg/L	D	8		E200.7	10/10/06 14:37 / ts
PHYSICAL PROPERTIES							
pH	7.22	s.u.		0.01		A4500-H B	09/27/06 17:38 / th
Solids, Total Dissolved TDS @ 180 C	3840	mg/L		10		A2540 C	09/27/06 15:46 / th
METALS - DISSOLVED							
Aluminum	ND	mg/L		0.1		E200.8	09/29/06 00:29 / bws
Antimony	ND	mg/L		0.05		E200.8	09/29/06 00:29 / bws
Arsenic	ND	mg/L		0.01		E200.8	09/29/06 00:29 / bws
Beryllium	ND	mg/L		0.004		E200.8	09/29/06 00:29 / bws
Cadmium	0.001	mg/L		0.001		E200.8	09/29/06 00:29 / bws
Lead	ND	mg/L		0.005		E200.8	09/29/06 00:29 / bws
Manganese	8.11	mg/L		0.01		E200.8	09/29/06 00:29 / bws
Molybdenum	ND	mg/L		0.1		E200.8	09/29/06 00:29 / bws
Nickel	ND	mg/L		0.05		E200.8	09/29/06 00:29 / bws
Selenium	0.010	mg/L		0.005		E200.8	09/29/06 00:29 / bws
Thallium	ND	mg/L		0.1		E200.8	09/29/06 00:29 / bws
Uranium	1.54	mg/L		0.001		E200.8	09/29/06 00:29 / bws
RADIONUCLIDES - DISSOLVED							
Radium 226	ND	pCi/L		1.0		E903.0	10/15/06 03:02 / trs
Radium 228	ND	pCi/L		2.0		RA-05	10/09/06 12:29 / pj
Thorium 230	ND	pCi/L		0.4		E907.0	10/11/06 15:00 / df
FIELD PARAMETERS							
pH	6.91	s.u.				FIELD	09/26/06 09:50 / ks

Report Definitions:
RL - Analyte reporting limit.
QCL - Quality control limit.
D - RL increased due to sample matrix interference.
MCL - Maximum contaminant level.
ND - Not detected at the reporting limit.

ENERGY LABORATORIES, INC. • 2393 Salt Creek Highway (82601) • P.O. Box 3258 • Casper, WY 82602
Toll Free 888.235.0515 • 307.235.0515 • Fax 307.234.1639 • casper@energylab.com • www.energylab.com

LABORATORY ANALYTICAL REPORT

Client: Western Nuclear Inc
Project: Split Rock Mill Site
Lab ID: C06091179-014
Client Sample ID: SWAB-4

Report Date: 11/07/06
Collection Date: 09/26/06 11:00
DateReceived: 09/27/06
Matrix: Aqueous

Analyses	Result	Units	Qualifiers	RL	MCL/ QCL	Method	Analysis Date / By
MAJOR IONS							
Chloride	38	mg/L		5		E200.7	10/10/06 14:41 / ts
Fluoride	0.4	mg/L		0.1		A4500-F C	10/03/06 16:34 / bmm
Nitrogen, Ammonia as N	8.9	mg/L	D	0.1		A4500-NH3 G	09/29/06 14:00 / jal
Nitrogen, Nitrate+Nitrite as N	36.7	mg/L	D	0.8		E353.2	09/27/06 14:01 / jal
Sulfate	614	mg/L		5		E200.7	10/10/06 14:41 / ts
PHYSICAL PROPERTIES							
pH	7.54	s.u.		0.01		A4500-H B	09/27/06 17:40 / th
Solids, Total Dissolved TDS @ 180 C	1410	mg/L		10		A2540 C	09/27/06 15:47 / th
METALS - DISSOLVED							
Aluminum	ND	mg/L		0.1		E200.8	09/29/06 00:44 / bws
Antimony	ND	mg/L		0.05		E200.8	09/29/06 00:44 / bws
Arsenic	0.02	mg/L		0.01		E200.8	09/29/06 00:44 / bws
Beryllium	ND	mg/L		0.004		E200.8	09/29/06 00:44 / bws
Cadmium	ND	mg/L		0.001		E200.8	09/29/06 00:44 / bws
Lead	ND	mg/L		0.005		E200.8	09/29/06 00:44 / bws
Manganese	0.01	mg/L		0.01		E200.8	09/29/06 00:44 / bws
Molybdenum	ND	mg/L		0.1		E200.8	09/29/06 00:44 / bws
Nickel	ND	mg/L		0.05		E200.8	09/29/06 00:44 / bws
Selenium	ND	mg/L		0.005		E200.8	09/29/06 00:44 / bws
Thallium	ND	mg/L		0.1		E200.8	09/29/06 00:44 / bws
Uranium	0.934	mg/L		0.001		E200.8	09/29/06 00:44 / bws
RADIONUCLIDES - DISSOLVED							
Radium 226	1.2	pCi/L		1.0		E903.0	10/15/06 04:03 / trs
Radium 226 precision (±)	0.5	pCi/L				E903.0	10/15/06 04:03 / trs
Radium 228	4.0	pCi/L		2.0		RA-05	10/09/06 12:29 / pj
Radium 228 precision (±)	0.8	pCi/L				RA-05	10/09/06 12:29 / pj
Thorium 230	ND	pCi/L		0.4		E907.0	10/11/06 15:00 / df
FIELD PARAMETERS							
pH	7.24	s.u.				FIELD	09/26/06 11:00 / ks

Report Definitions:
RL - Analyte reporting limit.
QCL - Quality control limit.
D - RL increased due to sample matrix interference.
MCL - Maximum contaminant level.
ND - Not detected at the reporting limit.

ENERGY LABORATORIES, INC. • 2393 Salt Creek Highway (82601) • P.O. Box 3258 • Casper, WY 82602
Toll Free 888.235.0515 • 307.235.0515 • Fax 307.234.1639 • casper@energylab.com • www.energylab.com

LABORATORY ANALYTICAL REPORT

Client: Western Nuclear Inc
Project: Split Rock Mill Site
Lab ID: C06091179-015
Client Sample ID: SWAB-22

Report Date: 11/07/06
Collection Date: 09/26/06 14:25
DateReceived: 09/27/06
Matrix: Aqueous

Analyses	Result	Units	Qualifiers	RL	MCL/ QCL	Method	Analysis Date / By
MAJOR IONS							
Chloride	11	mg/L		5		E200.7	10/10/06 14:53 / ts
Fluoride	0.3	mg/L		0.1		A4500-F C	10/03/06 16:35 / bmm
Nitrogen, Ammonia as N	0.08	mg/L		0.05		A4500-NH3 G	09/29/06 14:06 / jal
Nitrogen, Nitrate+Nitrite as N	0.3	mg/L		0.2		E353.2	09/27/06 14:03 / jal
Sulfate	46	mg/L		5		E200.7	10/10/06 14:53 / ts
PHYSICAL PROPERTIES							
pH	7.87	s.u.		0.01		A4500-H B	09/27/06 17:43 / th
Solids, Total Dissolved TDS @ 180 C	310	mg/L		10		A2540 C	09/27/06 15:47 / th
METALS - DISSOLVED							
Aluminum	ND	mg/L		0.1		E200.8	09/29/06 00:51 / bws
Antimony	ND	mg/L		0.05		E200.8	09/29/06 00:51 / bws
Arsenic	ND	mg/L		0.01		E200.8	09/29/06 00:51 / bws
Beryllium	ND	mg/L		0.004		E200.8	09/29/06 00:51 / bws
Cadmium	ND	mg/L		0.001		E200.8	09/29/06 00:51 / bws
Lead	ND	mg/L		0.005		E200.8	09/29/06 00:51 / bws
Manganese	0.02	mg/L		0.01		E200.8	09/29/06 00:51 / bws
Molybdenum	ND	mg/L		0.1		E200.8	09/29/06 00:51 / bws
Nickel	ND	mg/L		0.05		E200.8	09/29/06 00:51 / bws
Selenium	ND	mg/L		0.005		E200.8	09/29/06 00:51 / bws
Thallium	ND	mg/L		0.1		E200.8	09/29/06 00:51 / bws
Uranium	0.022	mg/L		0.001		E200.8	09/29/06 00:51 / bws
RADIONUCLIDES - DISSOLVED							
Radium 226	ND	pCi/L		1.0		E903.0	10/15/06 05:03 / trs
Radium 228	ND	pCi/L		2.0		RA-05	10/09/06 12:29 / pj
Thorium 230	ND	pCi/L		0.4		E907.0	10/11/06 15:00 / df
FIELD PARAMETERS							
pH	6.89	s.u.				FIELD	09/26/06 14:25 / ks

Report Definitions:
RL - Analyte reporting limit.
QCL - Quality control limit.
MCL - Maximum contaminant level.
ND - Not detected at the reporting limit.

ENERGY LABORATORIES, INC. • 2393 Salt Creek Highway (82601) • P.O. Box 3258 • Casper, WY 82602
Toll Free 888.235.0515 • 307.235.0515 • Fax 307.234.1639 • casper@energylab.com • www.energylab.com

LABORATORY ANALYTICAL REPORT

Client: Western Nuclear Inc
Project: Split Rock Mill Site
Lab ID: C06091179-016
Client Sample ID: SWAB-29

Report Date: 11/07/06
Collection Date: 09/26/06 11:40
DateReceived: 09/27/06
Matrix: Aqueous

Analyses	Result	Units	Qualifiers	RL	MCL/ QCL	Method	Analysis Date / By
MAJOR IONS							
Chloride	7	mg/L		5		E200.7	10/10/06 14:57 / ts
Fluoride	0.2	mg/L		0.1		A4500-F C	10/03/06 16:36 / bmm
Nitrogen, Ammonia as N	0.13	mg/L		0.05		A4500-NH3 G	09/29/06 14:08 / jal
Nitrogen, Nitrate+Nitrite as N	ND	mg/L		0.2		E353.2	09/27/06 14:06 / jal
Sulfate	62	mg/L		5		E200.7	10/10/06 14:57 / ts
PHYSICAL PROPERTIES							
pH	7.84	s.u.		0.01		A4500-H B	09/27/06 17:45 / th
Solids, Total Dissolved TDS @ 180 C	346	mg/L		10		A2540 C	09/27/06 15:48 / th
METALS - DISSOLVED							
Aluminum	ND	mg/L		0.1		E200.8	09/29/06 00:58 / bws
Antimony	ND	mg/L		0.05		E200.8	09/29/06 00:58 / bws
Arsenic	ND	mg/L		0.01		E200.8	09/29/06 00:58 / bws
Beryllium	ND	mg/L		0.004		E200.8	09/29/06 00:58 / bws
Cadmium	ND	mg/L		0.001		E200.8	09/29/06 00:58 / bws
Lead	ND	mg/L		0.005		E200.8	09/29/06 00:58 / bws
Manganese	0.15	mg/L		0.01		E200.8	09/29/06 00:58 / bws
Molybdenum	ND	mg/L		0.1		E200.8	09/29/06 00:58 / bws
Nickel	ND	mg/L		0.05		E200.8	09/29/06 00:58 / bws
Selenium	ND	mg/L		0.005		E200.8	09/29/06 00:58 / bws
Thallium	ND	mg/L		0.1		E200.8	09/29/06 00:58 / bws
Uranium	0.063	mg/L		0.001		E200.8	09/29/06 00:58 / bws
RADIONUCLIDES - DISSOLVED							
Radium 226	ND	pCi/L		1.0		E903.0	10/15/06 06:04 / trs
Radium 228	ND	pCi/L		2.0		RA-05	10/09/06 12:29 / pj
Thorium 230	ND	pCi/L		0.4		E907.0	10/11/06 15:00 / df
FIELD PARAMETERS							
pH	7.57	s.u.				FIELD	09/26/06 11:40 / ks

Report Definitions:
RL - Analyte reporting limit.
QCL - Quality control limit.
MCL - Maximum contaminant level.
ND - Not detected at the reporting limit.

ENERGY LABORATORIES, INC. • 2393 Salt Creek Highway (82601) • P.O. Box 3258 • Casper, WY 82602
Toll Free 888.235.0515 • 307.235.0515 • Fax 307.234.1639 • casper@energylab.com • www.energylab.com

LABORATORY ANALYTICAL REPORT

Client: Western Nuclear Inc
Project: Split Rock Mill Site
Lab ID: C06091179-017
Client Sample ID: SWAB-31

Report Date: 11/07/06
Collection Date: 09/26/06 12:55
DateReceived: 09/27/06
Matrix: Aqueous

Analyses	Result	Units	Qualifiers	RL	MCL/ QCL	Method	Analysis Date / By
MAJOR IONS							
Chloride	8	mg/L		5		E200.7	10/10/06 15:00 / ts
Fluoride	0.3	mg/L		0.1		A4500-F C	10/03/06 16:38 / bmm
Nitrogen, Ammonia as N	ND	mg/L		0.05		A4500-NH3 G	09/29/06 14:10 / jal
Nitrogen, Nitrate+Nitrite as N	1.4	mg/L		0.2		E353.2	09/27/06 14:08 / jal
Sulfate	33	mg/L		5		E200.7	10/10/06 15:00 / ts
PHYSICAL PROPERTIES							
pH	8.02	s.u.		0.01		A4500-H B	09/27/06 17:47 / th
Solids, Total Dissolved TDS @ 180 C	262	mg/L		10		A2540 C	09/27/06 15:48 / th
METALS - DISSOLVED							
Aluminum	ND	mg/L		0.1		E200.8	09/29/06 01:06 / bws
Antimony	ND	mg/L		0.05		E200.8	09/29/06 01:06 / bws
Arsenic	ND	mg/L		0.01		E200.8	09/29/06 01:06 / bws
Beryllium	ND	mg/L		0.004		E200.8	09/29/06 01:06 / bws
Cadmium	ND	mg/L		0.001		E200.8	09/29/06 01:06 / bws
Lead	ND	mg/L		0.005		E200.8	09/29/06 01:06 / bws
Manganese	ND	mg/L		0.01		E200.8	09/29/06 01:06 / bws
Molybdenum	ND	mg/L		0.1		E200.8	09/29/06 01:06 / bws
Nickel	ND	mg/L		0.05		E200.8	09/29/06 01:06 / bws
Selenium	0.011	mg/L		0.005		E200.8	09/29/06 01:06 / bws
Thallium	ND	mg/L		0.1		E200.8	09/29/06 01:06 / bws
Uranium	0.032	mg/L		0.001		E200.8	09/29/06 01:06 / bws
RADIONUCLIDES - DISSOLVED							
Radium 226	ND	pCi/L		1.0		E903.0	10/15/06 07:04 / trs
Radium 228	ND	pCi/L		2.0		RA-05	10/09/06 12:29 / pj
Thorium 230	ND	pCi/L		0.4		E907.0	10/11/06 15:00 / df
FIELD PARAMETERS							
pH	7.85	s.u.				FIELD	09/26/06 12:55 / ks

Report Definitions:
RL - Analyte reporting limit.
QCL - Quality control limit.
MCL - Maximum contaminant level.
ND - Not detected at the reporting limit.

ENERGY LABORATORIES, INC. • 2393 Salt Creek Highway (82601) • P.O. Box 3258 • Casper, WY 82602
Toll Free 888.235.0515 • 307.235.0515 • Fax 307.234.1639 • casper@energylab.com • www.energylab.com

LABORATORY ANALYTICAL REPORT

Client: Western Nuclear Inc
Project: Split Rock Mill Site
Lab ID: C06091179-018
Client Sample ID: SWAB-32

Report Date: 11/07/06
Collection Date: 09/26/06 13:30
DateReceived: 09/27/06
Matrix: Aqueous

Analyses	Result	Units	Qualifiers	RL	MCL/ QCL	Method	Analysis Date / By
MAJOR IONS							
Chloride	13	mg/L		5		E200.7	10/10/06 15:04 / ts
Fluoride	0.4	mg/L		0.1		A4500-F C	10/03/06 16:39 / bmm
Nitrogen, Ammonia as N	0.05	mg/L		0.05		A4500-NH3 G	09/29/06 14:12 / jal
Nitrogen, Nitrate+Nitrite as N	1.1	mg/L		0.2		E353.2	09/27/06 14:18 / jal
Sulfate	57	mg/L		5		E200.7	10/10/06 15:04 / ts
PHYSICAL PROPERTIES							
pH	8.13	s.u.		0.01		A4500-H B	09/27/06 17:49 / th
Solids, Total Dissolved TDS @ 180 C	330	mg/L		10		A2540 C	09/27/06 15:48 / th
METALS - DISSOLVED							
Aluminum	ND	mg/L		0.1		E200.8	09/29/06 03:35 / bws
Antimony	ND	mg/L		0.05		E200.8	09/29/06 03:35 / bws
Arsenic	ND	mg/L		0.01		E200.8	09/29/06 03:35 / bws
Beryllium	ND	mg/L		0.004		E200.8	09/29/06 03:35 / bws
Cadmium	ND	mg/L		0.001		E200.8	09/29/06 03:35 / bws
Lead	ND	mg/L		0.005		E200.8	09/29/06 03:35 / bws
Manganese	ND	mg/L		0.01		E200.8	09/29/06 03:35 / bws
Molybdenum	ND	mg/L		0.1		E200.8	09/29/06 03:35 / bws
Nickel	ND	mg/L		0.05		E200.8	09/29/06 03:35 / bws
Selenium	0.011	mg/L		0.005		E200.8	09/29/06 03:35 / bws
Thallium	ND	mg/L		0.1		E200.8	09/29/06 03:35 / bws
Uranium	0.132	mg/L		0.001		E200.8	09/29/06 03:35 / bws
RADIONUCLIDES - DISSOLVED							
Radium 226	ND	pCi/L		1.0		E903.0	10/15/06 08:04 / trs
Radium 228	ND	pCi/L		2.0		RA-05	10/09/06 10:54 / pj
Thorium 230	ND	pCi/L		0.4		E907.0	10/11/06 15:00 / df
FIELD PARAMETERS							
pH	7.87	s.u.				FIELD	09/26/06 13:30 / ks

Report Definitions:
RL - Analyte reporting limit.
QCL - Quality control limit.
MCL - Maximum contaminant level.
ND - Not detected at the reporting limit.

ENERGY LABORATORIES, INC. • 2393 Salt Creek Highway (82601) • P.O. Box 3258 • Casper, WY 82602
Toll Free 888.235.0515 • 307.235.0515 • Fax 307.234.1639 • casper@energylab.com • www.energylab.com

LABORATORY ANALYTICAL REPORT

Client: Western Nuclear Inc
Project: Split Rock Mill Site
Lab ID: C06091179-001
Client Sample ID: WN-1

Report Date: 11/07/06
Collection Date: 09/25/06 16:35
DateReceived: 09/27/06
Matrix: Aqueous

Analyses	Result	Units	Qualifiers	RL	MCL/ QCL	Method	Analysis Date / By
MAJOR IONS							
Chloride	82	mg/L		5		E200.7	10/10/06 13:27 / ts
Fluoride	0.3	mg/L		0.1		A4500-F C	10/03/06 16:06 / bmm
Nitrogen, Ammonia as N	16.6	mg/L	D	0.2		A4500-NH3 G	09/29/06 13:22 / jal
Nitrogen, Nitrate+Nitrite as N	40.4	mg/L	D	0.8		E353.2	09/27/06 13:08 / jal
Sulfate	1500	mg/L		5		E200.7	10/10/06 13:27 / ts
PHYSICAL PROPERTIES							
pH	6.80	s.u.		0.01		A4500-H B	09/27/06 17:01 / th
Solids, Total Dissolved TDS @ 180 C	3380	mg/L		10		A2540 C	09/27/06 15:39 / th
METALS - DISSOLVED							
Aluminum	ND	mg/L		0.1		E200.8	09/28/06 21:31 / bws
Antimony	ND	mg/L		0.05		E200.8	09/28/06 21:31 / bws
Arsenic	ND	mg/L		0.01		E200.8	09/28/06 21:31 / bws
Beryllium	ND	mg/L		0.004		E200.8	09/28/06 21:31 / bws
Cadmium	ND	mg/L		0.001		E200.8	09/28/06 21:31 / bws
Lead	ND	mg/L		0.005		E200.8	09/28/06 21:31 / bws
Manganese	3.97	mg/L		0.01		E200.8	09/28/06 21:31 / bws
Molybdenum	ND	mg/L		0.1		E200.8	09/28/06 21:31 / bws
Nickel	ND	mg/L		0.05		E200.8	09/28/06 21:31 / bws
Selenium	0.009	mg/L		0.005		E200.8	09/28/06 21:31 / bws
Thallium	ND	mg/L		0.1		E200.8	09/28/06 21:31 / bws
Uranium	4.18	mg/L		0.001		E200.8	09/28/06 21:31 / bws
RADIONUCLIDES - DISSOLVED							
Radium 226	1.0	pCi/L		1.0		E903.0	10/14/06 12:57 / trs
Radium 226 precision (±)	0.7	pCi/L				E903.0	10/14/06 12:57 / trs
Radium 228	ND	pCi/L		2.0		RA-05	10/09/06 10:54 / pj
Thorium 230	ND	pCi/L		0.4		E907.0	10/09/06 15:00 / df
FIELD PARAMETERS							
pH	6.51	s.u.				FIELD	09/25/06 16:35 / ks

Report Definitions:
RL - Analyte reporting limit.
QCL - Quality control limit.
D - RL increased due to sample matrix interference.
MCL - Maximum contaminant level.
ND - Not detected at the reporting limit.

ENERGY LABORATORIES, INC. • 2393 Salt Creek Highway (82601) • P.O. Box 3258 • Casper, WY 82602
Toll Free 888.235.0515 • 307.235.0515 • Fax 307.234.1639 • casper@energylab.com • www.energylab.com

LABORATORY ANALYTICAL REPORT

Client: Western Nuclear Inc
Project: Split Rock Mill Site
Lab ID: C06091179-022
Client Sample ID: WN-1R

Report Date: 11/07/06
Collection Date: 09/25/06 16:35
DateReceived: 09/27/06
Matrix: Aqueous

Analyses	Result	Units	Qualifiers	RL	MCL/ QCL	Method	Analysis Date / By
MAJOR IONS							
Chloride	80	mg/L		5		E200.7	10/10/06 15:40 / ts
Fluoride	0.3	mg/L		0.1		A4500-F C	10/09/06 17:11 / bmm
Nitrogen, Ammonia as N	16.1	mg/L	D	0.2		A4500-NH3 G	09/29/06 14:26 / jal
Nitrogen, Nitrate+Nitrite as N	40	mg/L	D	2		E353.2	09/27/06 14:28 / jal
Sulfate	1560	mg/L		5		E200.7	10/10/06 15:40 / ts
PHYSICAL PROPERTIES							
pH	6.84	s.u.		0.01		A4500-H B	09/28/06 09:24 / th
Solids, Total Dissolved TDS @ 180 C	3420	mg/L		10		A2540 C	09/28/06 10:31 / th
METALS - DISSOLVED							
Aluminum	ND	mg/L		0.1		E200.8	09/29/06 04:12 / bws
Antimony	ND	mg/L		0.05		E200.8	09/29/06 04:12 / bws
Arsenic	ND	mg/L		0.01		E200.8	09/29/06 04:12 / bws
Beryllium	ND	mg/L		0.004		E200.8	09/29/06 04:12 / bws
Cadmium	ND	mg/L		0.001		E200.8	09/29/06 04:12 / bws
Lead	ND	mg/L		0.005		E200.8	09/29/06 04:12 / bws
Manganese	4.21	mg/L		0.01		E200.8	09/29/06 04:12 / bws
Molybdenum	ND	mg/L		0.1		E200.8	09/29/06 04:12 / bws
Nickel	ND	mg/L		0.05		E200.8	09/29/06 04:12 / bws
Selenium	0.009	mg/L		0.005		E200.8	09/29/06 04:12 / bws
Thallium	ND	mg/L		0.1		E200.8	09/29/06 04:12 / bws
Uranium	4.10	mg/L		0.001		E200.8	09/29/06 04:12 / bws
RADIONUCLIDES - DISSOLVED							
Radium 226	ND	pCi/L		1.0		E903.0	10/15/06 20:10 / trs
Radium 228	ND	pCi/L		2.0		RA-05	10/09/06 14:06 / pj
Thorium 230	ND	pCi/L		0.4		E907.0	10/11/06 15:00 / df
FIELD PARAMETERS							
pH	6.51	s.u.				FIELD	09/25/06 16:35 / ks

Report Definitions:
RL - Analyte reporting limit.
QCL - Quality control limit.
D - RL increased due to sample matrix interference.
MCL - Maximum contaminant level.
ND - Not detected at the reporting limit.

ENERGY LABORATORIES, INC. • 2393 Salt Creek Highway (82601) • P.O. Box 3258 • Casper, WY 82602
Toll Free 888.235.0515 • 307.235.0515 • Fax 307.234.1639 • casper@energylab.com • www.energylab.com

LABORATORY ANALYTICAL REPORT

Client: Western Nuclear Inc
Project: Split Rock Mill Site
Lab ID: C06091179-002
Client Sample ID: WN-4R

Report Date: 11/07/06
Collection Date: 09/25/06 14:00
DateReceived: 09/27/06
Matrix: Aqueous

Analyses	Result	Units	Qualifiers	RL	MCL/ QCL	Method	Analysis Date / By
MAJOR IONS							
Chloride	104	mg/L		5		E200.7	10/10/06 13:34 / ts
Fluoride	8.3	mg/L		0.1		A4500-F C	10/03/06 16:07 / bmm
Nitrogen, Ammonia as N	230	mg/L	D	2		A4500-NH3 G	09/29/06 13:24 / jal
Nitrogen, Nitrate+Nitrite as N	86.7	mg/L	D	0.8		E353.2	09/27/06 14:46 / jal
Sulfate	2850	mg/L	D	8		E200.7	10/10/06 13:37 / ts
PHYSICAL PROPERTIES							
pH	6.69	s.u.		0.01		A4500-H B	09/27/06 17:02 / th
Solids, Total Dissolved TDS @ 180 C	4530	mg/L		10		A2540 C	09/27/06 15:40 / th
METALS - DISSOLVED							
Aluminum	1.1	mg/L		0.1		E200.8	09/28/06 21:38 / bws
Antimony	ND	mg/L		0.05		E200.8	09/28/06 21:38 / bws
Arsenic	ND	mg/L		0.01		E200.8	09/28/06 21:38 / bws
Beryllium	ND	mg/L		0.004		E200.8	09/28/06 21:38 / bws
Cadmium	0.018	mg/L		0.001		E200.8	09/28/06 21:38 / bws
Lead	ND	mg/L		0.005		E200.8	09/28/06 21:38 / bws
Manganese	81.5	mg/L		0.01		E200.8	09/29/06 09:06 / sml
Molybdenum	ND	mg/L		0.1		E200.8	09/28/06 21:38 / bws
Nickel	0.43	mg/L		0.05		E200.8	09/28/06 21:38 / bws
Selenium	0.025	mg/L		0.005		E200.8	09/28/06 21:38 / bws
Thallium	ND	mg/L		0.1		E200.8	09/28/06 21:38 / bws
Uranium	0.392	mg/L		0.001		E200.8	09/28/06 21:38 / bws
RADIONUCLIDES - DISSOLVED							
Radium 226	ND	pCi/L		1.0		E903.0	10/14/06 15:58 / trs
Radium 228	ND	pCi/L		2.0		RA-05	10/09/06 10:54 / pj
Thorium 230	ND	pCi/L		0.4		E907.0	10/09/06 15:00 / df
FIELD PARAMETERS							
pH	6.38	s.u.				FIELD	09/25/06 14:00 / ks

Report Definitions:
RL - Analyte reporting limit.
QCL - Quality control limit.
D - RL increased due to sample matrix interference.
MCL - Maximum contaminant level.
ND - Not detected at the reporting limit.

ENERGY LABORATORIES, INC. • 2393 Salt Creek Highway (82601) • P.O. Box 3258 • Casper, WY 82602
Toll Free 888.235.0515 • 307.235.0515 • Fax 307.234.1639 • casper@energylab.com • www.energylab.com

LABORATORY ANALYTICAL REPORT

Client: Western Nuclear Inc
Project: Split Rock Mill Site
Lab ID: C06091179-003
Client Sample ID: WN-5

Report Date: 11/07/06
Collection Date: 09/25/06 14:40
DateReceived: 09/27/06
Matrix: Aqueous

Analyses	Result	Units	Qualifiers	RL	MCL/ QCL	Method	Analysis Date / By
MAJOR IONS							
Chloride	113	mg/L		5		E200.7	10/10/06 13:41 / ts
Fluoride	ND	mg/L		0.1		A4500-F C	10/03/06 16:09 / bmm
Nitrogen, Ammonia as N	0.28	mg/L		0.05		A4500-NH3 G	09/29/06 13:26 / jal
Nitrogen, Nitrate+Nitrite as N	69	mg/L	D	2		E353.2	09/27/06 13:21 / jal
Sulfate	1540	mg/L		5		E200.7	10/10/06 13:41 / ts
PHYSICAL PROPERTIES							
pH	7.08	s.u.		0.01		A4500-H B	09/27/06 17:04 / th
Solids, Total Dissolved TDS @ 180 C	3710	mg/L		10		A2540 C	09/27/06 15:40 / th
METALS - DISSOLVED							
Aluminum	ND	mg/L		0.1		E200.8	09/28/06 21:46 / bws
Antimony	ND	mg/L		0.05		E200.8	09/28/06 21:46 / bws
Arsenic	ND	mg/L		0.01		E200.8	09/28/06 21:46 / bws
Beryllium	ND	mg/L		0.004		E200.8	09/28/06 21:46 / bws
Cadmium	ND	mg/L		0.001		E200.8	09/28/06 21:46 / bws
Lead	ND	mg/L		0.005		E200.8	09/28/06 21:46 / bws
Manganese	0.43	mg/L		0.01		E200.8	09/28/06 21:46 / bws
Molybdenum	ND	mg/L		0.1		E200.8	09/28/06 21:46 / bws
Nickel	ND	mg/L		0.05		E200.8	09/28/06 21:46 / bws
Selenium	0.023	mg/L		0.005		E200.8	09/28/06 21:46 / bws
Thallium	ND	mg/L		0.1		E200.8	09/28/06 21:46 / bws
Uranium	1.98	mg/L		0.001		E200.8	09/28/06 21:46 / bws
RADIONUCLIDES - DISSOLVED							
Radium 226	ND	pCi/L		1.0		E903.0	10/14/06 16:58 / trs
Radium 228	ND	pCi/L		2.0		RA-05	10/09/06 10:54 / pj
Thorium 230	ND	pCi/L		0.4		E907.0	10/09/06 15:00 / df
FIELD PARAMETERS							
pH	6.89	s.u.				FIELD	09/25/06 14:40 / ks

Report Definitions:
RL - Analyte reporting limit.
QCL - Quality control limit.
D - RL increased due to sample matrix interference.
MCL - Maximum contaminant level.
ND - Not detected at the reporting limit.

ENERGY LABORATORIES, INC. • 2393 Salt Creek Highway (82601) • P.O. Box 3258 • Casper, WY 82602
Toll Free 888.235.0515 • 307.235.0515 • Fax 307.234.1639 • casper@energylab.com • www.energylab.com

LABORATORY ANALYTICAL REPORT

Client: Western Nuclear Inc
Project: Split Rock Mill Site
Lab ID: C06091179-023
Client Sample ID: WN-5R

Report Date: 11/07/06
Collection Date: 09/25/06 14:40
DateReceived: 09/27/06
Matrix: Aqueous

Analyses	Result	Units	Qualifiers	RL	MCL/ QCL	Method	Analysis Date / By
MAJOR IONS							
Chloride	84	mg/L		5		E200.7	10/10/06 15:47 / ts
Fluoride	ND	mg/L		0.1		A4500-F C	10/09/06 17:12 / bmm
Nitrogen, Ammonia as N	0.24	mg/L		0.05		A4500-NH3 G	09/29/06 14:28 / jal
Nitrogen, Nitrate+Nitrite as N	65	mg/L	D	2		E353.2	09/27/06 14:38 / jal
Sulfate	1290	mg/L		5		E200.7	10/10/06 15:47 / ts
PHYSICAL PROPERTIES							
pH	6.78	s.u.		0.01		A4500-H B	09/28/06 09:25 / th
Solids, Total Dissolved TDS @ 180 C	3780	mg/L		10		A2540 C	09/28/06 10:32 / th
METALS - DISSOLVED							
Aluminum	ND	mg/L		0.1		E200.8	09/29/06 04:19 / bws
Antimony	ND	mg/L		0.05		E200.8	09/29/06 04:19 / bws
Arsenic	ND	mg/L		0.01		E200.8	09/29/06 04:19 / bws
Beryllium	ND	mg/L		0.004		E200.8	09/29/06 04:19 / bws
Cadmium	ND	mg/L		0.001		E200.8	09/29/06 04:19 / bws
Lead	ND	mg/L		0.005		E200.8	09/29/06 04:19 / bws
Manganese	0.31	mg/L		0.01		E200.8	09/29/06 04:19 / bws
Molybdenum	ND	mg/L		0.1		E200.8	09/29/06 04:19 / bws
Nickel	ND	mg/L		0.05		E200.8	09/29/06 04:19 / bws
Selenium	0.016	mg/L		0.005		E200.8	09/29/06 04:19 / bws
Thallium	ND	mg/L		0.1		E200.8	09/29/06 04:19 / bws
Uranium	1.49	mg/L		0.001		E200.8	09/29/06 04:19 / bws
RADIONUCLIDES - DISSOLVED							
Radium 226	ND	pCi/L		1.0		E903.0	10/15/06 21:10 / trs
Radium 228	ND	pCi/L		2.0		RA-05	10/09/06 14:06 / pj
Thorium 230	ND	pCi/L		0.4		E907.0	10/11/06 15:00 / df
FIELD PARAMETERS							
pH	6.89	s.u.				FIELD	09/25/06 14:40 / ks

Report Definitions:
RL - Analyte reporting limit.
QCL - Quality control limit.
D - RL increased due to sample matrix interference.
MCL - Maximum contaminant level.
ND - Not detected at the reporting limit.

ENERGY LABORATORIES, INC. • 2393 Salt Creek Highway (82601) • P.O. Box 3258 • Casper, WY 82602
Toll Free 888.235.0515 • 307.235.0515 • Fax 307.234.1639 • casper@energylab.com • www.energylab.com

LABORATORY ANALYTICAL REPORT

Client: Western Nuclear Inc
Project: Split Rock Mill Site
Lab ID: C06091179-024
Client Sample ID: WN-5S

Report Date: 11/07/06
Collection Date: 09/25/06 14:40
DateReceived: 09/27/06
Matrix: Aqueous

Analyses	Result	Units	Qualifiers	RL	MCL/ QCL	Method	Analysis Date / By
MAJOR IONS							
Chloride	105	mg/L		5		E200.7	10/10/06 15:53 / ts
Fluoride	ND	mg/L		0.1		A4500-F C	10/09/06 17:14 / bmm
Nitrogen, Ammonia as N	0.22	mg/L		0.05		A4500-NH3 G	09/29/06 14:30 / jal
Nitrogen, Nitrate+Nitrite as N	64	mg/L	D	2		E353.2	09/27/06 14:41 / jal
Sulfate	1660	mg/L		5		E200.7	10/10/06 15:53 / ts
PHYSICAL PROPERTIES							
pH	6.63	s.u.		0.01		A4500-H B	09/28/06 09:26 / th
Solids, Total Dissolved TDS @ 180 C	3670	mg/L		10		A2540 C	09/28/06 10:33 / th
METALS - DISSOLVED							
Aluminum	ND	mg/L		0.1		E200.8	11/06/06 14:33 / bws
Antimony	ND	mg/L		0.05		E200.8	11/06/06 14:33 / bws
Arsenic	ND	mg/L		0.01		E200.8	11/06/06 14:33 / bws
Beryllium	ND	mg/L		0.004		E200.8	11/06/06 14:33 / bws
Cadmium	ND	mg/L		0.001		E200.8	11/06/06 14:33 / bws
Lead	ND	mg/L		0.005		E200.8	11/06/06 14:33 / bws
Manganese	0.42	mg/L		0.01		E200.8	11/06/06 14:33 / bws
Molybdenum	ND	mg/L		0.1		E200.8	11/06/06 14:33 / bws
Nickel	ND	mg/L		0.05		E200.8	11/06/06 14:33 / bws
Selenium	0.020	mg/L		0.005		E200.8	11/06/06 14:33 / bws
Thallium	ND	mg/L		0.1		E200.8	11/06/06 14:33 / bws
Uranium	2.01	mg/L		0.001		E200.8	11/06/06 14:33 / bws
RADIONUCLIDES - DISSOLVED							
Radium 226	ND	pCi/L		1.0		E903.0	10/15/06 22:11 / trs
Radium 228	ND	pCi/L		2.0		RA-05	10/09/06 14:06 / pj
Thorium 230	ND	pCi/L		0.4		E907.0	10/11/06 15:00 / df
FIELD PARAMETERS							
pH	6.89	s.u.				FIELD	09/25/06 14:40 / ks

Report Definitions:
RL - Analyte reporting limit.
QCL - Quality control limit.
D - RL increased due to sample matrix interference.
MCL - Maximum contaminant level.
ND - Not detected at the reporting limit.

ENERGY LABORATORIES, INC. • 2393 Salt Creek Highway (82601) • P.O. Box 3258 • Casper, WY 82602
Toll Free 888.235.0515 • 307.235.0515 • Fax 307.234.1639 • casper@energylab.com • www.energylab.com

LABORATORY ANALYTICAL REPORT

Client: Western Nuclear Inc
Project: Split Rock Mill Site
Lab ID: C06091179-004
Client Sample ID: WN-21

Report Date: 11/07/06
Collection Date: 09/26/06 09:10
DateReceived: 09/27/06
Matrix: Aqueous

Analyses	Result	Units	Qualifiers	RL	MCL/ QCL	Method	Analysis Date / By
MAJOR IONS							
Chloride	14	mg/L		5		E200.7	10/10/06 13:47 / ts
Fluoride	0.2	mg/L		0.1		A4500-F C	10/03/06 16:13 / bmm
Nitrogen, Ammonia as N	3.09	mg/L		0.05		A4500-NH3 G	09/29/06 13:28 / jal
Nitrogen, Nitrate+Nitrite as N	9.5	mg/L		0.2		E353.2	09/27/06 13:23 / jal
Sulfate	143	mg/L		5		E200.7	10/10/06 13:47 / ts
PHYSICAL PROPERTIES							
pH	7.09	s.u.		0.01		A4500-H B	09/27/06 17:05 / th
Solids, Total Dissolved TDS @ 180 C	490	mg/L		10		A2540 C	09/27/06 15:42 / th
METALS - DISSOLVED							
Aluminum	ND	mg/L		0.1		E200.8	09/28/06 22:00 / bws
Antimony	ND	mg/L		0.05		E200.8	09/28/06 22:00 / bws
Arsenic	ND	mg/L		0.01		E200.8	09/28/06 22:00 / bws
Beryllium	ND	mg/L		0.004		E200.8	09/28/06 22:00 / bws
Cadmium	ND	mg/L		0.001		E200.8	09/28/06 22:00 / bws
Lead	ND	mg/L		0.005		E200.8	09/28/06 22:00 / bws
Manganese	0.56	mg/L		0.01		E200.8	09/28/06 22:00 / bws
Molybdenum	ND	mg/L		0.1		E200.8	09/28/06 22:00 / bws
Nickel	ND	mg/L		0.05		E200.8	09/28/06 22:00 / bws
Selenium	ND	mg/L		0.005		E200.8	09/28/06 22:00 / bws
Thallium	ND	mg/L		0.1		E200.8	09/28/06 22:00 / bws
Uranium	0.160	mg/L		0.001		E200.8	09/28/06 22:00 / bws
RADIONUCLIDES - DISSOLVED							
Radium 226	ND	pCi/L		1.0		E903.0	10/14/06 17:59 / trs
Radium 228	ND	pCi/L		2.0		RA-05	10/09/06 10:54 / pj
Thorium 230	ND	pCi/L		0.4		E907.0	10/09/06 15:00 / df
FIELD PARAMETERS							
pH	7.59	s.u.				FIELD	09/26/06 09:10 / ks

Report Definitions:
RL - Analyte reporting limit.
QCL - Quality control limit.
MCL - Maximum contaminant level.
ND - Not detected at the reporting limit.

ENERGY LABORATORIES, INC. • 2393 Salt Creek Highway (82601) • P.O. Box 3258 • Casper, WY 82602
Toll Free 888.235.0515 • 307.235.0515 • Fax 307.234.1639 • casper@energylab.com • www.energylab.com

LABORATORY ANALYTICAL REPORT

Client: Western Nuclear Inc
Project: Split Rock Mill Site
Lab ID: C06091179-019
Client Sample ID: WN-39B

Report Date: 11/07/06
Collection Date: 09/25/06 10:50
DateReceived: 09/27/06
Matrix: Aqueous

Analyses	Result	Units	Qualifiers	RL	MCL/ QCL	Method	Analysis Date / By
MAJOR IONS							
Chloride	32	mg/L		5		E200.7	10/10/06 15:14 / ts
Fluoride	0.2	mg/L		0.1		A4500-F C	10/09/06 17:01 / bmm
Nitrogen, Ammonia as N	ND	mg/L		0.05		A4500-NH3 G	09/29/06 14:14 / jal
Nitrogen, Nitrate+Nitrite as N	7.8	mg/L		0.2		E353.2	09/27/06 14:21 / jal
Sulfate	247	mg/L		5		E200.7	10/10/06 15:14 / ts
PHYSICAL PROPERTIES							
pH	7.93	s.u.		0.01		A4500-H B	09/27/06 17:52 / th
Solids, Total Dissolved TDS @ 180 C	722	mg/L		10		A2540 C	09/27/06 15:49 / th
METALS - DISSOLVED							
Aluminum	ND	mg/L		0.1		E200.8	09/29/06 03:42 / bws
Antimony	ND	mg/L		0.05		E200.8	09/29/06 03:42 / bws
Arsenic	ND	mg/L		0.01		E200.8	09/29/06 03:42 / bws
Beryllium	ND	mg/L		0.004		E200.8	09/29/06 03:42 / bws
Cadmium	ND	mg/L		0.001		E200.8	09/29/06 03:42 / bws
Lead	ND	mg/L		0.005		E200.8	09/29/06 03:42 / bws
Manganese	ND	mg/L		0.01		E200.8	09/29/06 03:42 / bws
Molybdenum	ND	mg/L		0.1		E200.8	09/29/06 03:42 / bws
Nickel	ND	mg/L		0.05		E200.8	09/29/06 03:42 / bws
Selenium	ND	mg/L		0.005		E200.8	09/29/06 03:42 / bws
Thallium	ND	mg/L		0.1		E200.8	09/29/06 03:42 / bws
Uranium	0.317	mg/L		0.001		E200.8	09/29/06 03:42 / bws
RADIONUCLIDES - DISSOLVED							
Radium 226	ND	pCi/L		1.0		E903.0	10/15/06 17:08 / trs
Radium 228	ND	pCi/L		2.0		RA-05	10/09/06 14:06 / pj
Thorium 230	ND	pCi/L		0.4		E907.0	10/11/06 15:00 / df
FIELD PARAMETERS							
pH	7.55	s.u.				FIELD	09/25/06 10:50 / ks

Report Definitions:
RL - Analyte reporting limit.
QCL - Quality control limit.
MCL - Maximum contaminant level.
ND - Not detected at the reporting limit.

ENERGY LABORATORIES, INC. • 2393 Salt Creek Highway (82601) • P.O. Box 3258 • Casper, WY 82602
Toll Free 888.235.0515 • 307.235.0515 • Fax 307.234.1639 • casper@energylab.com • www.energylab.com

LABORATORY ANALYTICAL REPORT

Client: Western Nuclear Inc
Project: Split Rock Mill Site
Lab ID: C06091179-020
Client Sample ID: WN-41B

Report Date: 11/07/06
Collection Date: 09/25/06 09:40
DateReceived: 09/27/06
Matrix: Aqueous

Analyses	Result	Units	Qualifiers	RL	MCL/ QCL	Method	Analysis Date / By
MAJOR IONS							
Chloride	411	mg/L		5		E200.7	10/10/06 15:17 / ts
Fluoride	1.2	mg/L		0.1		A4500-F C	10/09/06 17:04 / bmm
Nitrogen, Ammonia as N	ND	mg/L		0.05		A4500-NH3 G	09/29/06 14:22 / jal
Nitrogen, Nitrate+Nitrite as N	ND	mg/L		0.2		E353.2	09/27/06 14:23 / jal
Sulfate	409	mg/L		5		E200.7	10/10/06 15:17 / ts
PHYSICAL PROPERTIES							
pH	8.10	s.u.		0.01		A4500-H B	09/28/06 09:18 / th
Solids, Total Dissolved TDS @ 180 C	1410	mg/L		10		A2540 C	09/28/06 10:31 / th
METALS - DISSOLVED							
Aluminum	ND	mg/L		0.1		E200.8	09/29/06 03:50 / bws
Antimony	ND	mg/L		0.05		E200.8	09/29/06 03:50 / bws
Arsenic	0.01	mg/L		0.01		E200.8	09/29/06 03:50 / bws
Beryllium	ND	mg/L		0.004		E200.8	09/29/06 03:50 / bws
Cadmium	ND	mg/L		0.001		E200.8	09/29/06 03:50 / bws
Lead	ND	mg/L		0.005		E200.8	09/29/06 03:50 / bws
Manganese	ND	mg/L		0.01		E200.8	09/29/06 03:50 / bws
Molybdenum	ND	mg/L		0.1		E200.8	09/29/06 03:50 / bws
Nickel	ND	mg/L		0.05		E200.8	09/29/06 03:50 / bws
Selenium	ND	mg/L		0.005		E200.8	09/29/06 03:50 / bws
Thallium	ND	mg/L		0.1		E200.8	09/29/06 03:50 / bws
Uranium	0.010	mg/L		0.001		E200.8	09/29/06 03:50 / bws
RADIONUCLIDES - DISSOLVED							
Radium 226	ND	pCi/L		1.0		E903.0	10/15/06 18:09 / trs
Radium 228	ND	pCi/L		2.0		RA-05	10/09/06 14:06 / pj
Thorium 230	ND	pCi/L		0.4		E907.0	10/11/06 15:00 / df
FIELD PARAMETERS							
pH	8.13	s.u.				FIELD	09/25/06 09:40 / ks

Report Definitions:
RL - Analyte reporting limit.
QCL - Quality control limit.
MCL - Maximum contaminant level.
ND - Not detected at the reporting limit.

ENERGY LABORATORIES, INC. • 2393 Salt Creek Highway (82601) • P.O. Box 3258 • Casper, WY 82602
Toll Free 888.235.0515 • 307.235.0515 • Fax 307.234.1639 • casper@energylab.com • www.energylab.com

LABORATORY ANALYTICAL REPORT

Client: Western Nuclear Inc
Project: Split Rock Mill Site
Lab ID: C06091179-021
Client Sample ID: WN-42A

Report Date: 11/07/06
Collection Date: 09/25/06 11:50
DateReceived: 09/27/06
Matrix: Aqueous

Analyses	Result	Units	Qualifiers	RL	MCL/ QCL	Method	Analysis Date / By
MAJOR IONS							
Chloride	58	mg/L		5		E200.7	10/10/06 15:24 / ts
Fluoride	0.1	mg/L		0.1		A4500-F C	10/09/06 17:08 / bmm
Nitrogen, Ammonia as N	0.25	mg/L		0.05		A4500-NH3 G	09/29/06 14:24 / jal
Nitrogen, Nitrate+Nitrite as N	14.8	mg/L	D	0.3		E353.2	09/27/06 14:26 / jal
Sulfate	2380	mg/L	D	8		E200.7	10/10/06 15:37 / ts
PHYSICAL PROPERTIES							
pH	7.05	s.u.		0.01		A4500-H B	09/28/06 09:22 / th
Solids, Total Dissolved TDS @ 180 C	4420	mg/L		10		A2540 C	09/28/06 10:31 / th
METALS - DISSOLVED							
Aluminum	ND	mg/L		0.1		E200.8	09/29/06 03:57 / bws
Antimony	ND	mg/L		0.05		E200.8	09/29/06 03:57 / bws
Arsenic	ND	mg/L		0.01		E200.8	09/29/06 03:57 / bws
Beryllium	ND	mg/L		0.004		E200.8	09/29/06 03:57 / bws
Cadmium	ND	mg/L	D	0.001		E200.8	09/29/06 03:57 / bws
Lead	ND	mg/L		0.005		E200.8	09/29/06 03:57 / bws
Manganese	0.45	mg/L		0.01		E200.8	09/29/06 03:57 / bws
Molybdenum	ND	mg/L		0.1		E200.8	09/29/06 03:57 / bws
Nickel	ND	mg/L		0.05		E200.8	09/29/06 03:57 / bws
Selenium	0.041	mg/L		0.005		E200.8	09/29/06 03:57 / bws
Thallium	ND	mg/L		0.1		E200.8	09/29/06 03:57 / bws
Uranium	0.893	mg/L		0.001		E200.8	09/29/06 03:57 / bws
RADIONUCLIDES - DISSOLVED							
Radium 226	ND	pCi/L		1.0		E903.0	10/15/06 19:09 / trs
Radium 228	ND	pCi/L		2.0		RA-05	10/09/06 14:06 / pj
Thorium 230	ND	pCi/L		0.4		E907.0	10/11/06 15:00 / df
FIELD PARAMETERS							
pH	6.78	s.u.				FIELD	09/25/06 11:50 / ks

Report Definitions:
RL - Analyte reporting limit.
QCL - Quality control limit.
D - RL increased due to sample matrix interference.
MCL - Maximum contaminant level.
ND - Not detected at the reporting limit.

ENERGY LABORATORIES, INC. • 2393 Salt Creek Highway (82601) • P.O. Box 3258 • Casper, WY 82602
Toll Free 888.235.0515 • 307.235.0515 • Fax 307.234.1639 • casper@energylab.com • www.energylab.com

LABORATORY ANALYTICAL REPORT

Client: Western Nuclear Inc
Project: Split Rock Mill Site
Lab ID: C06091179-005
Client Sample ID: Field Blank

Report Date: 11/07/06
Collection Date: 09/26/06 15:30
DateReceived: 09/27/06
Matrix: Aqueous

Analyses	Result	Units	Qualifiers	RL	MCL/ QCL	Method	Analysis Date / By
MAJOR IONS							
Chloride	ND	mg/L		5		E200.7	10/10/06 13:51 / ts
Fluoride	ND	mg/L		0.1		A4500-F C	10/03/06 16:15 / bmm
Nitrogen, Ammonia as N	0.06	mg/L		0.05		A4500-NH3 G	09/29/06 13:36 / jal
Nitrogen, Nitrate+Nitrite as N	ND	mg/L		0.2		E353.2	09/27/06 13:26 / jal
Sulfate	ND	mg/L		5		E200.7	10/10/06 13:51 / ts
PHYSICAL PROPERTIES							
pH	6.20	s.u.		0.01		A4500-H B	09/27/06 17:10 / th
Solids, Total Dissolved TDS @ 180 C	ND	mg/L		10		A2540 C	09/27/06 15:43 / th
METALS - DISSOLVED							
Aluminum	ND	mg/L		0.1		E200.8	09/28/06 22:08 / bws
Antimony	ND	mg/L		0.05		E200.8	09/28/06 22:08 / bws
Arsenic	ND	mg/L		0.01		E200.8	09/28/06 22:08 / bws
Beryllium	ND	mg/L		0.004		E200.8	09/28/06 22:08 / bws
Cadmium	ND	mg/L		0.001		E200.8	09/28/06 22:08 / bws
Lead	ND	mg/L		0.005		E200.8	09/28/06 22:08 / bws
Manganese	ND	mg/L		0.01		E200.8	09/28/06 22:08 / bws
Molybdenum	ND	mg/L		0.1		E200.8	09/28/06 22:08 / bws
Nickel	ND	mg/L		0.05		E200.8	09/28/06 22:08 / bws
Selenium	ND	mg/L		0.005		E200.8	09/28/06 22:08 / bws
Thallium	ND	mg/L		0.1		E200.8	09/28/06 22:08 / bws
Uranium	ND	mg/L		0.001		E200.8	09/28/06 22:08 / bws
RADIONUCLIDES - DISSOLVED							
Radium 226	ND	pCi/L		1.0		E903.0	10/14/06 18:59 / trs
Radium 228	ND	pCi/L		2.0		RA-05	10/09/06 10:54 / pj
Thorium 230	ND	pCi/L		0.4		E907.0	10/09/06 15:00 / df

Report Definitions:
RL - Analyte reporting limit.
QCL - Quality control limit.
MCL - Maximum contaminant level.
ND - Not detected at the reporting limit.

SURFACE WATER

Jeffrey City SW-1

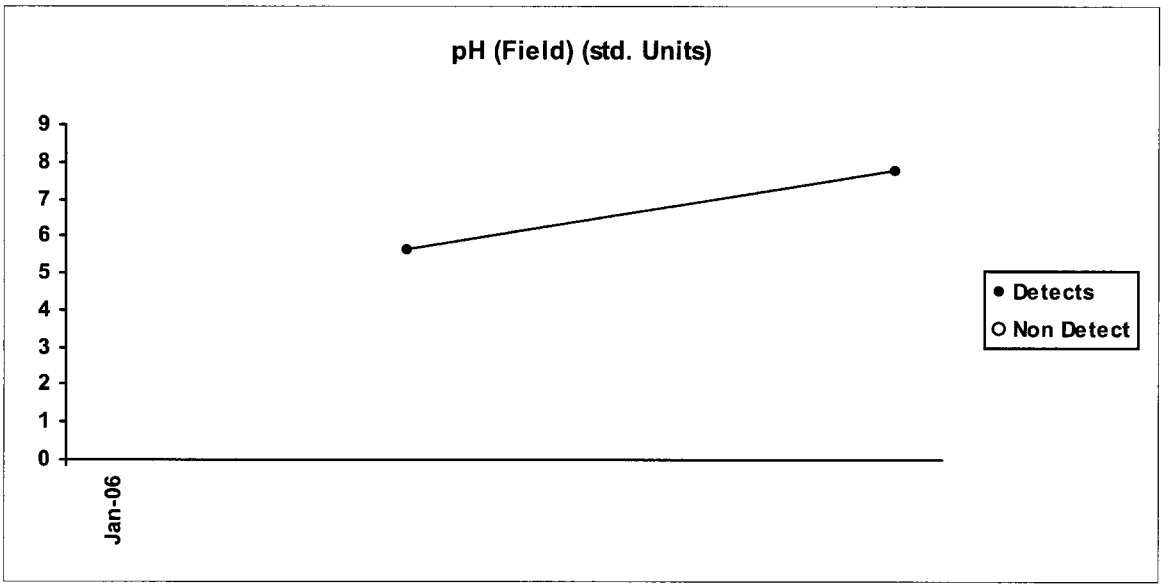

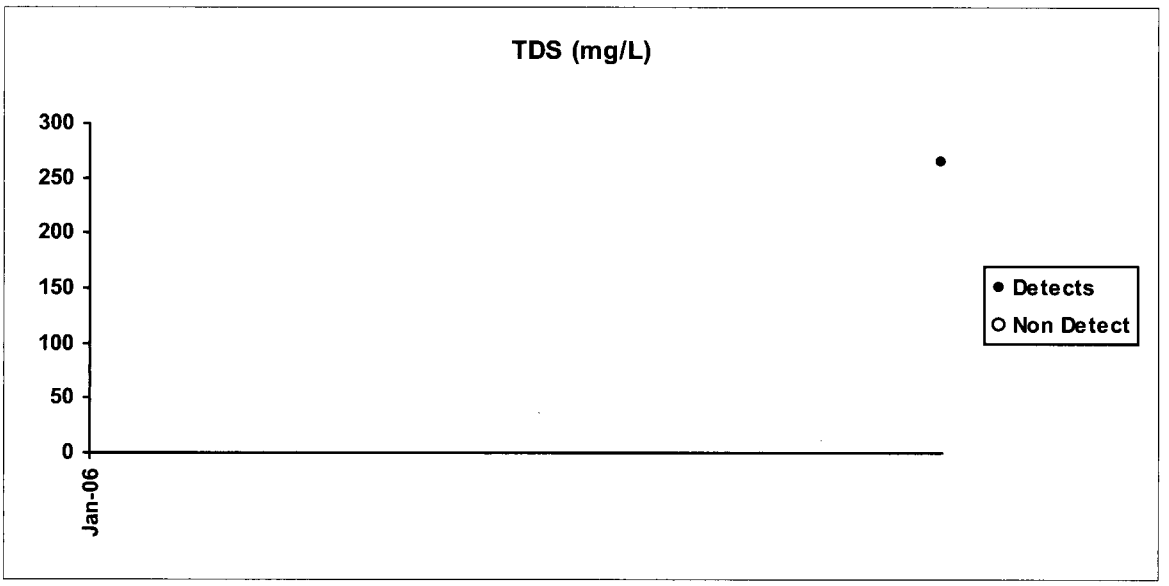

Jeffrey City SW-1

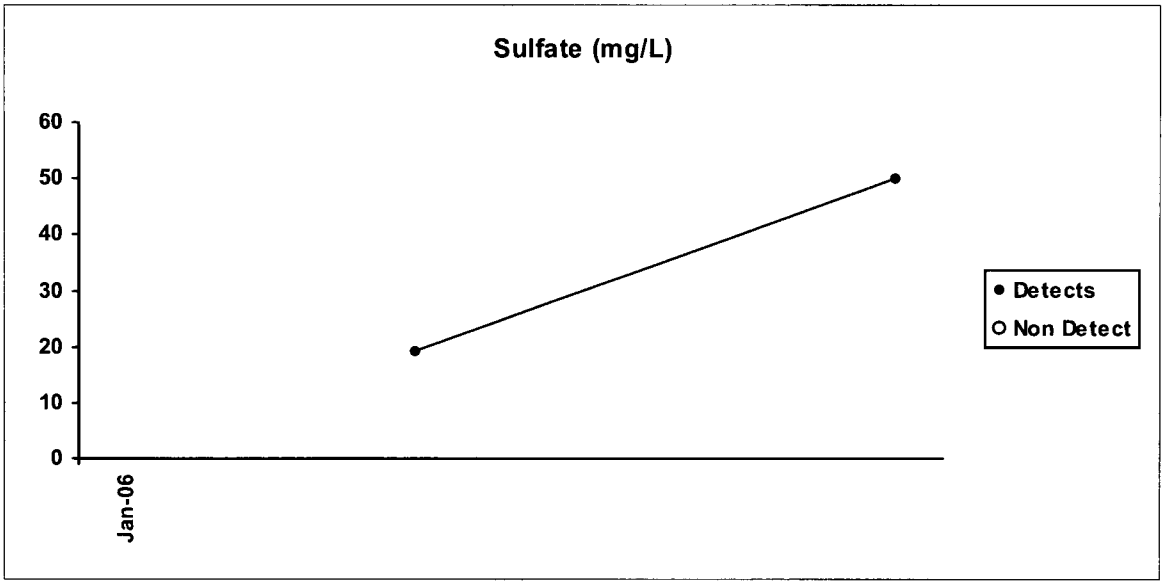

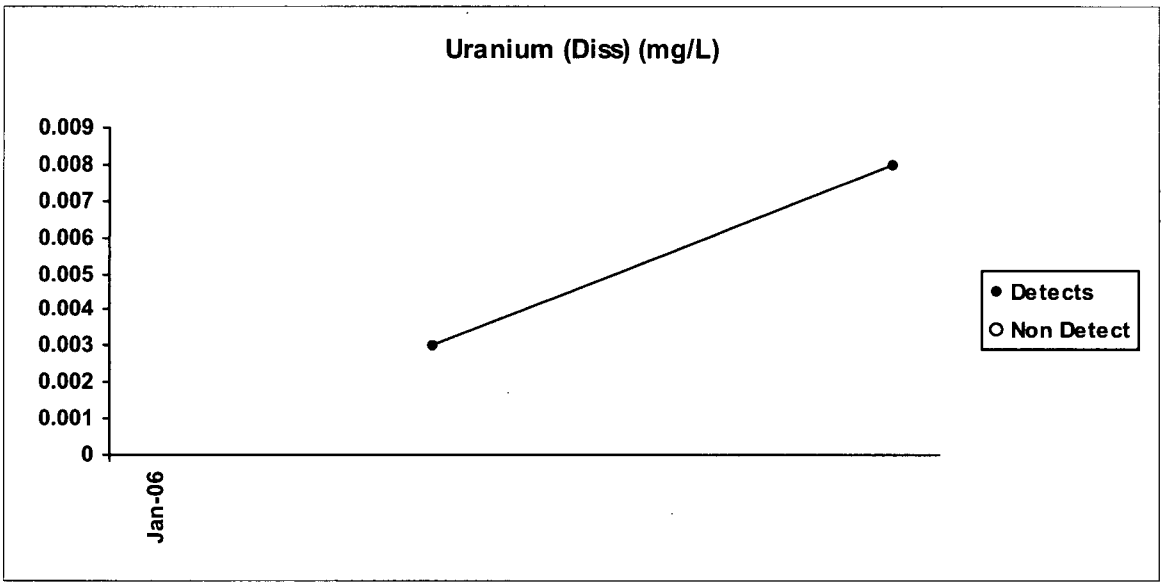

Jeffrey City SW-2

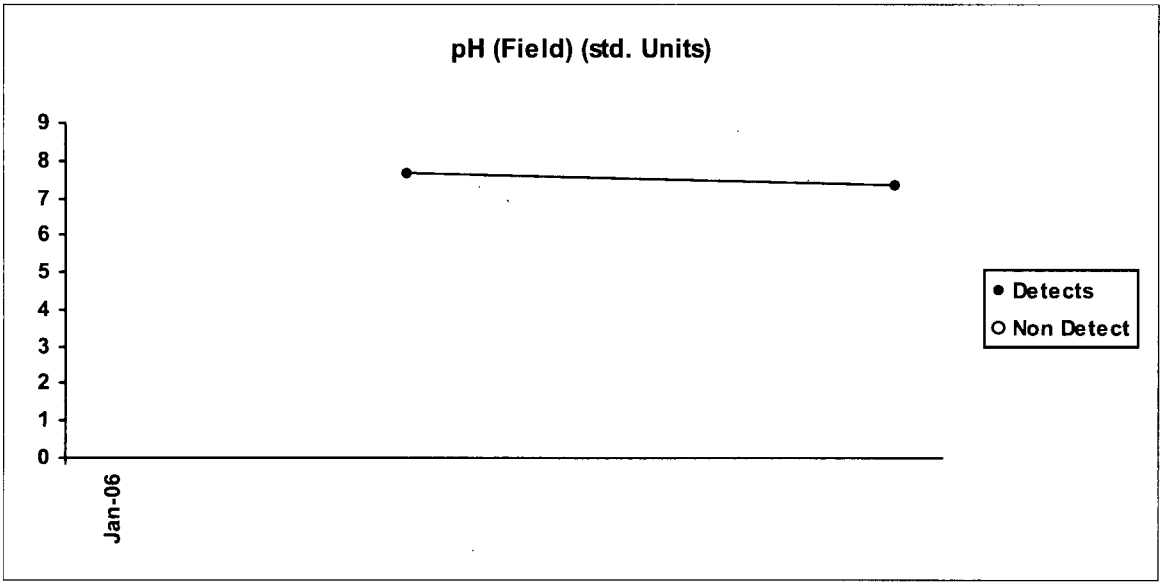

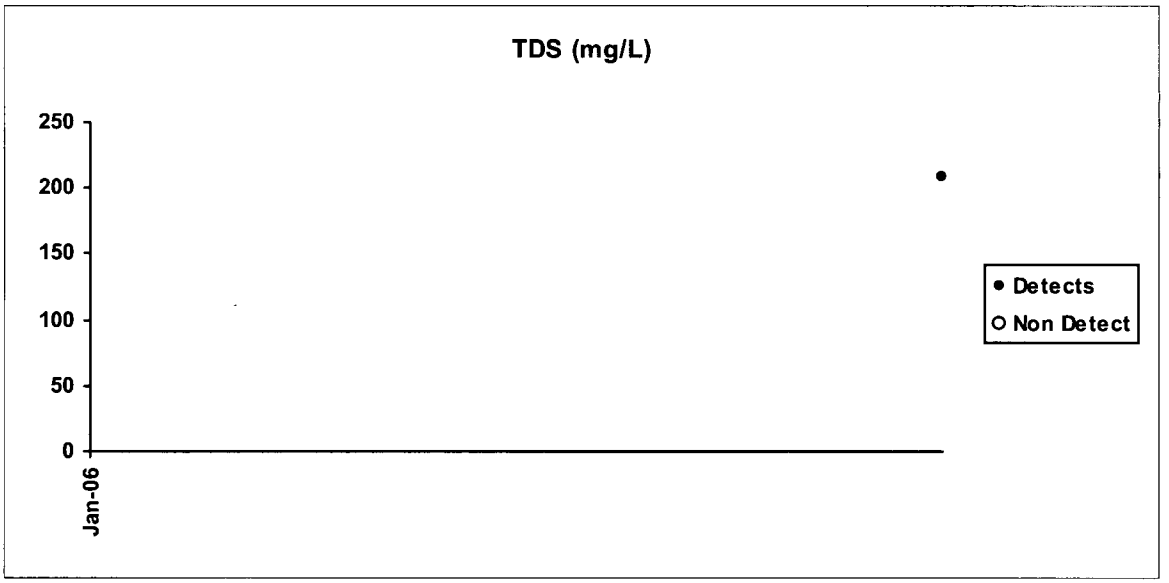

Jeffrey City SW-2

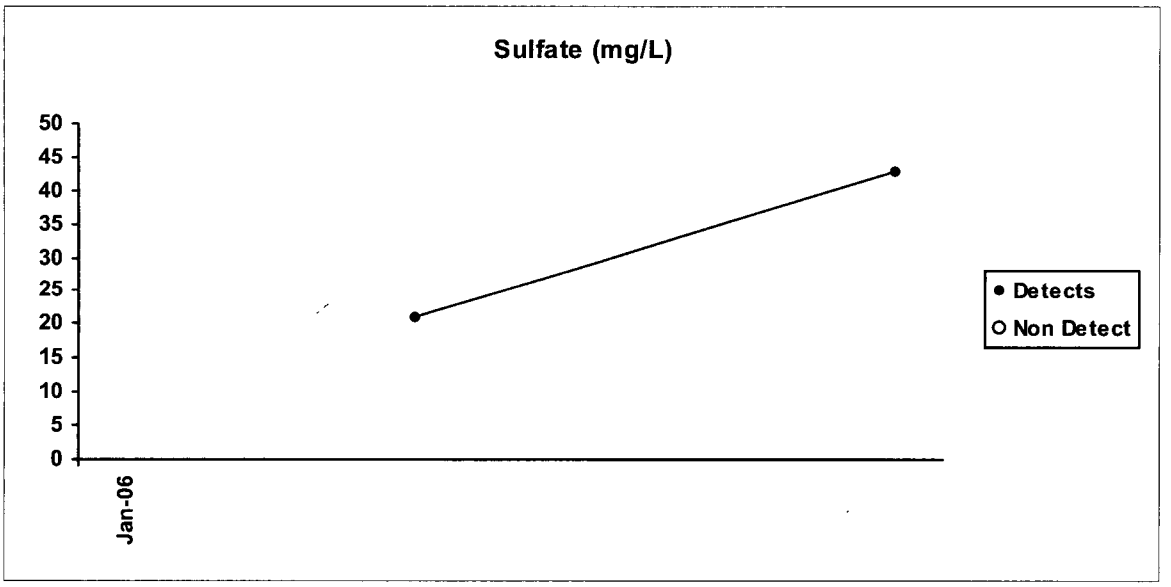

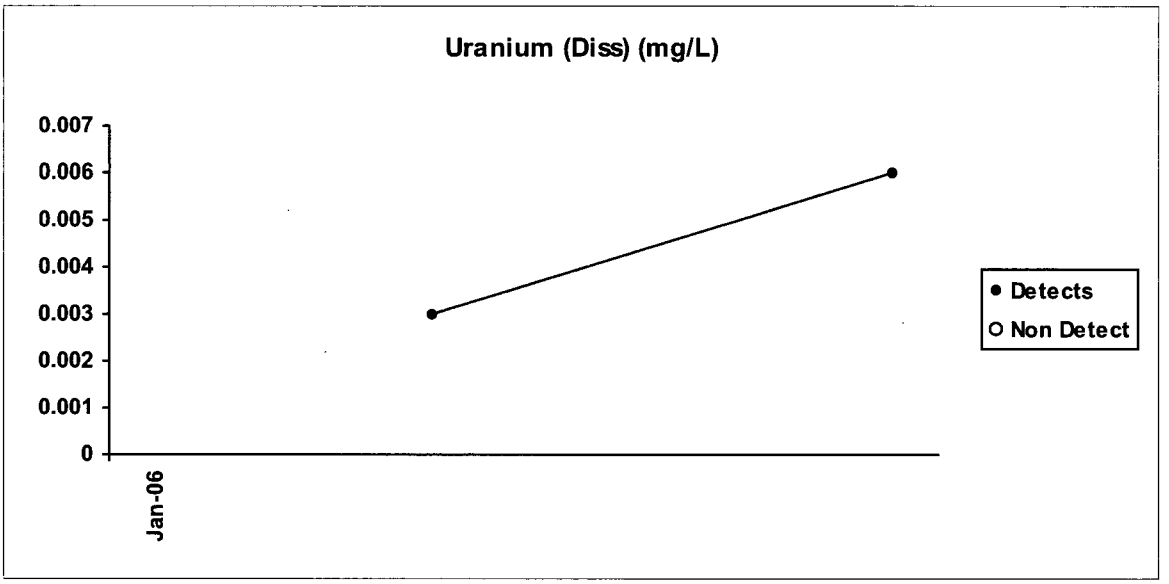

Jeffrey City SW-3

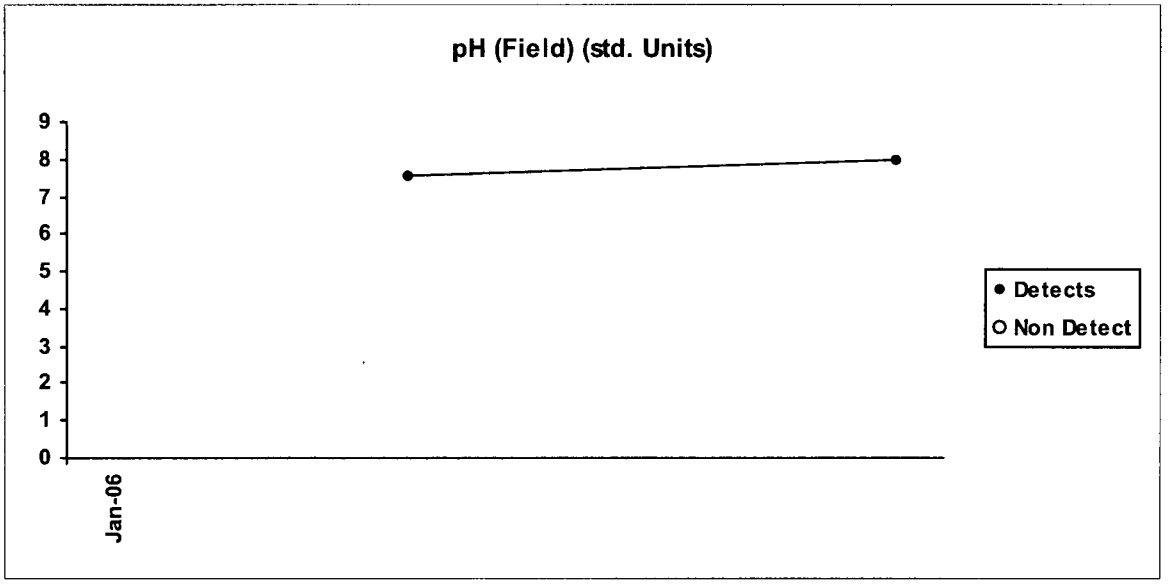

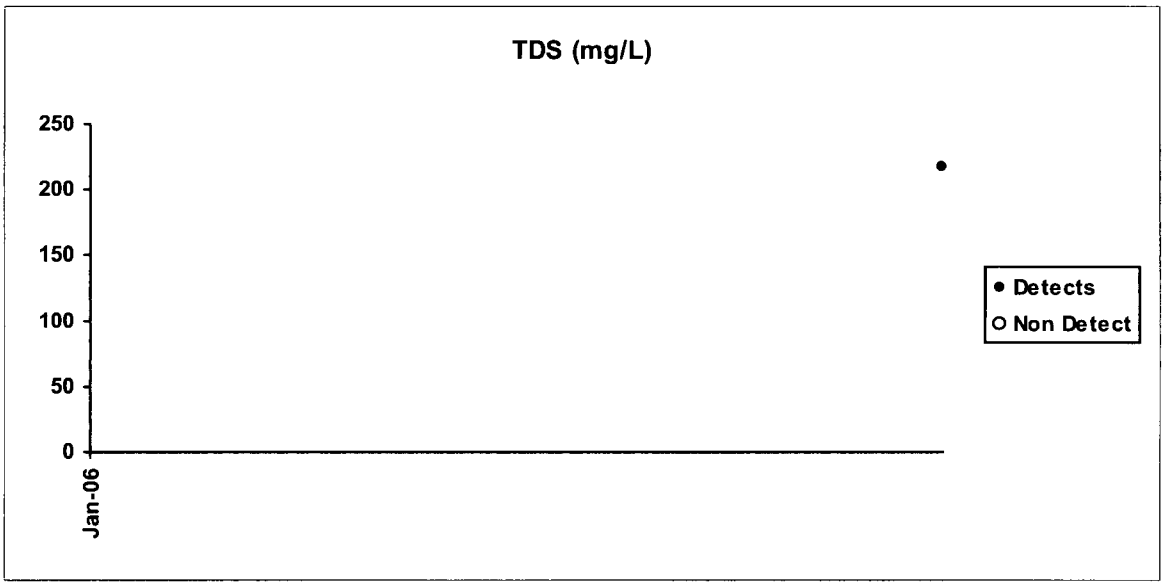

Jeffrey City SW-3

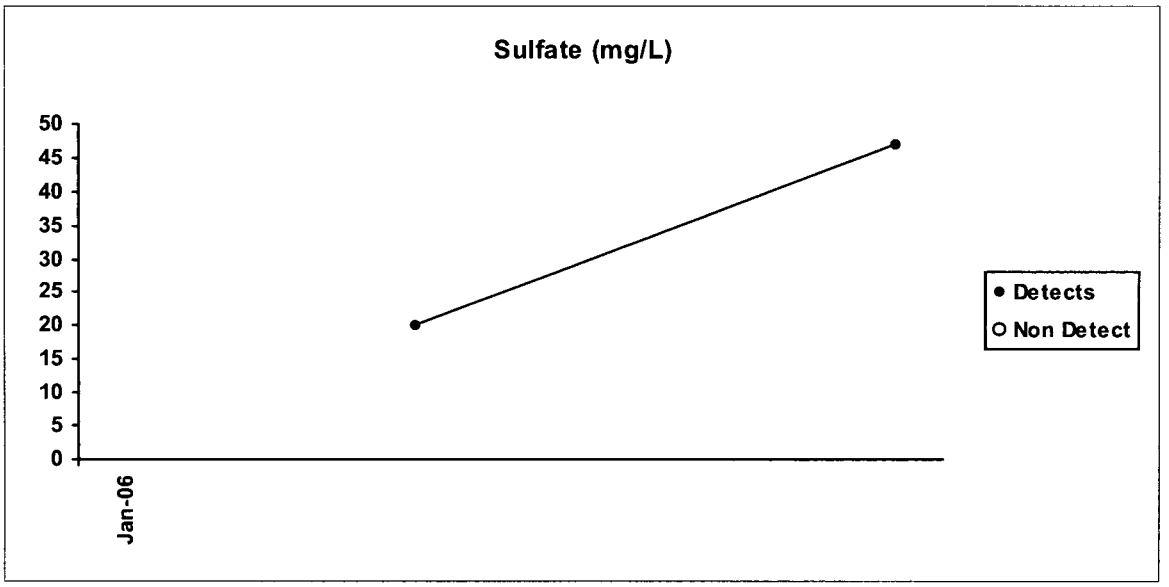

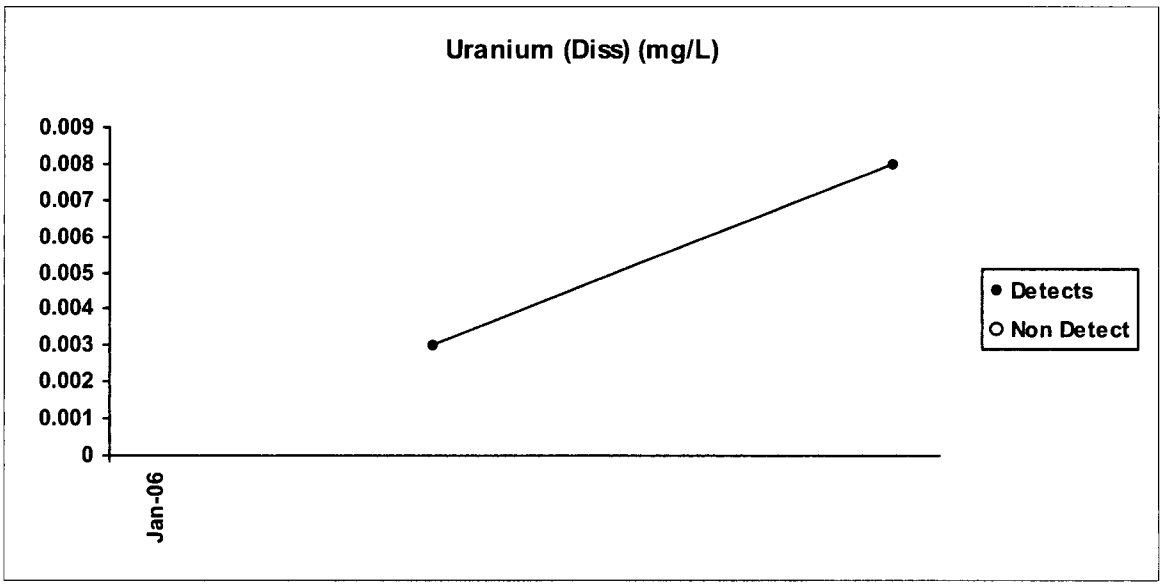

Jeffrey City SW-4

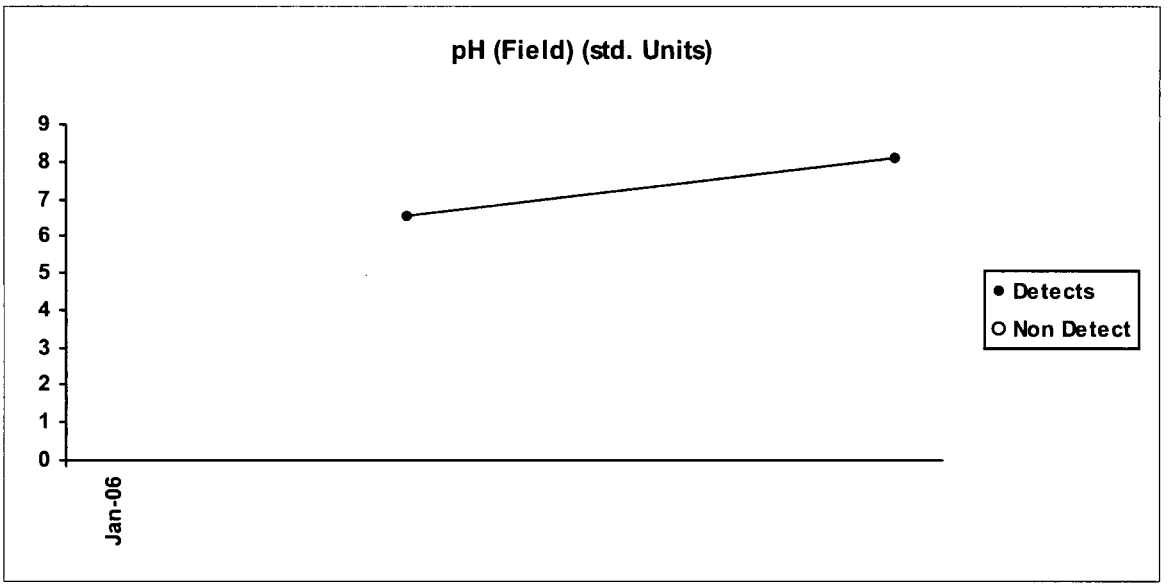

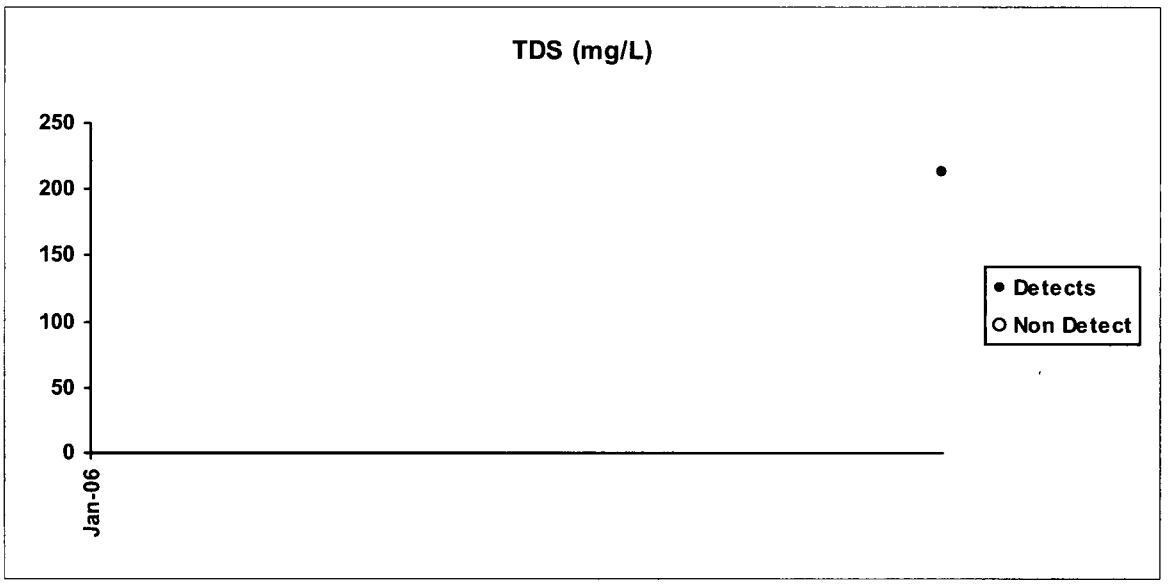

Jeffrey City SW-4

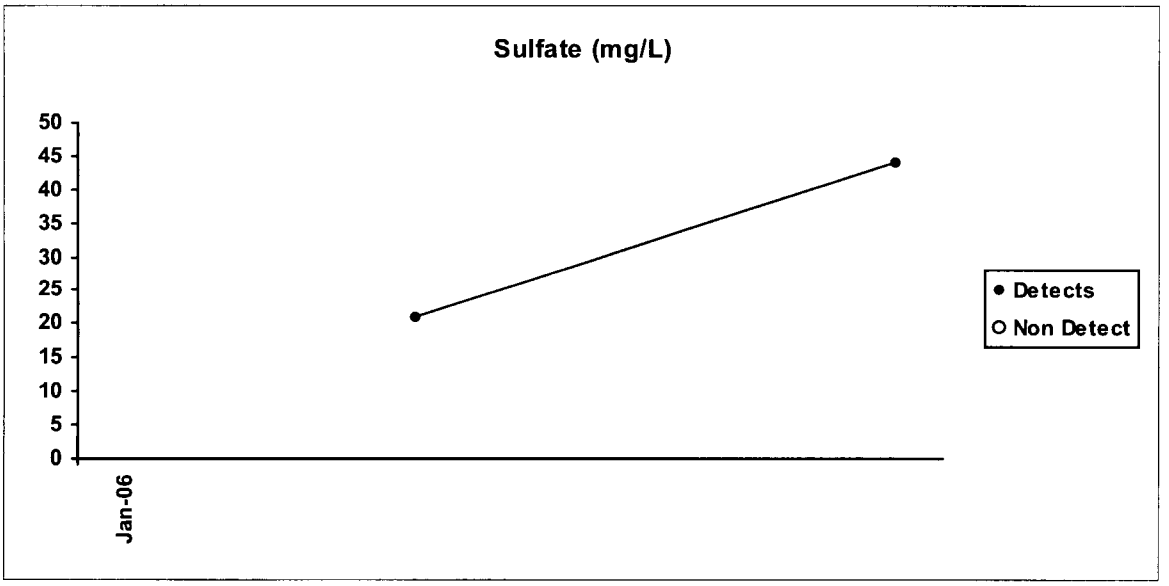

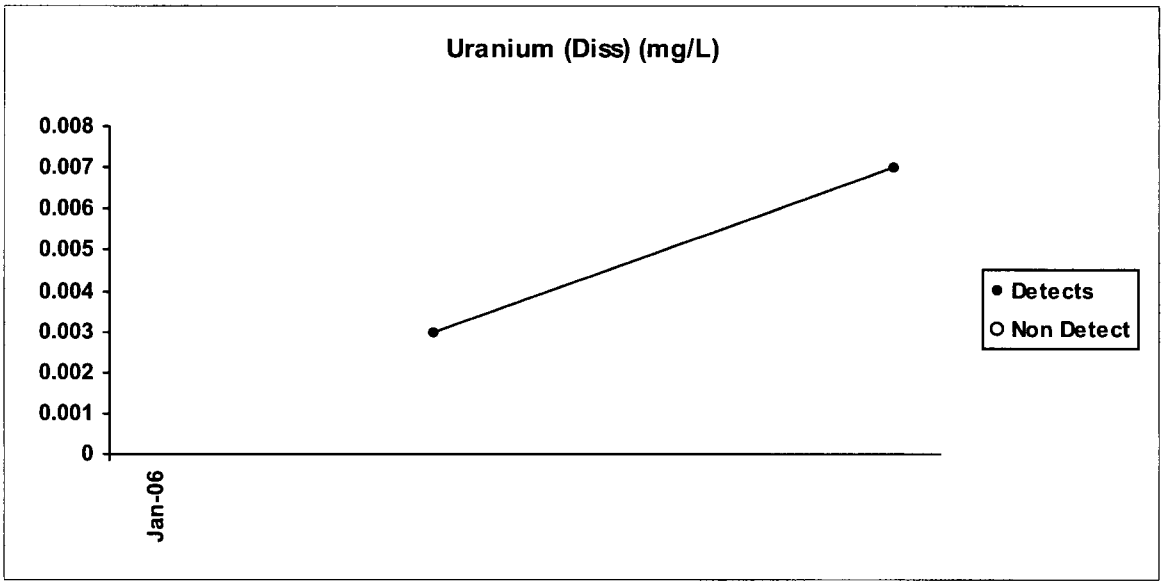

Jeffrey City SW-5

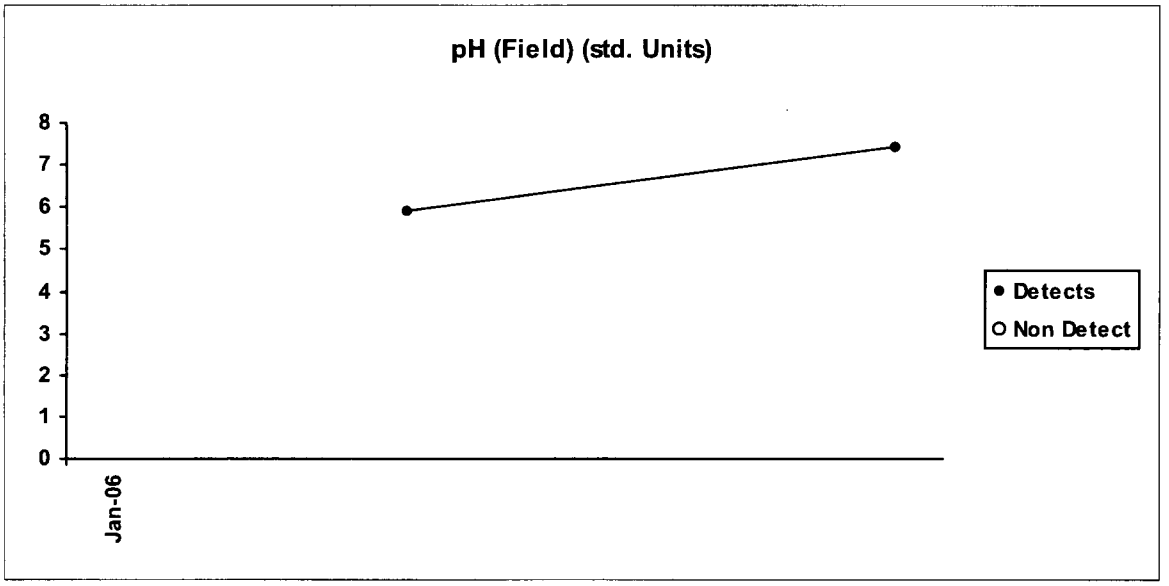

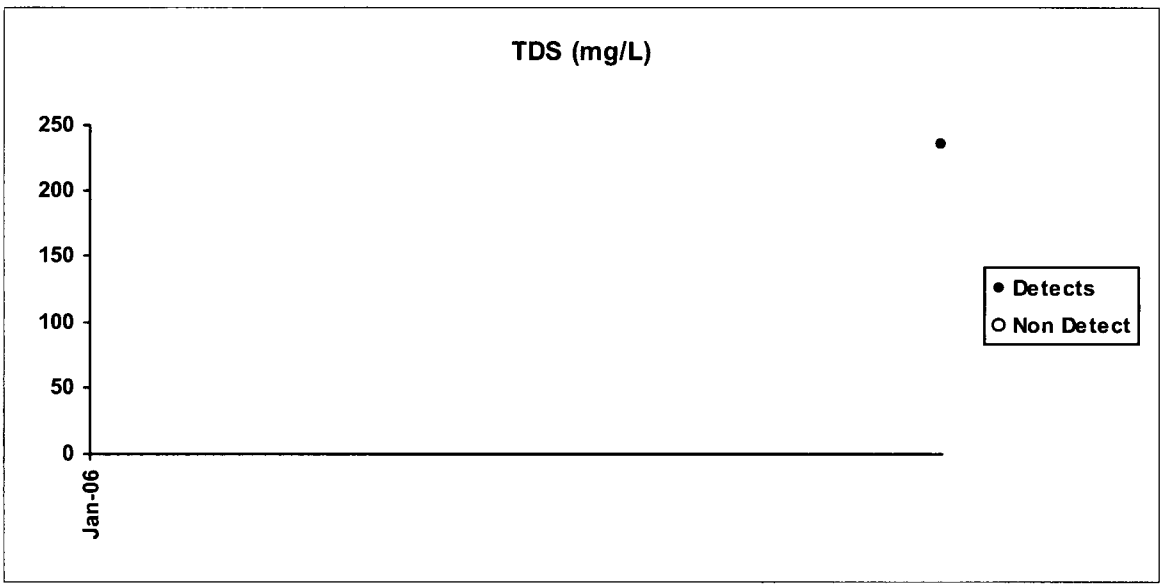

Jeffrey City SW-5

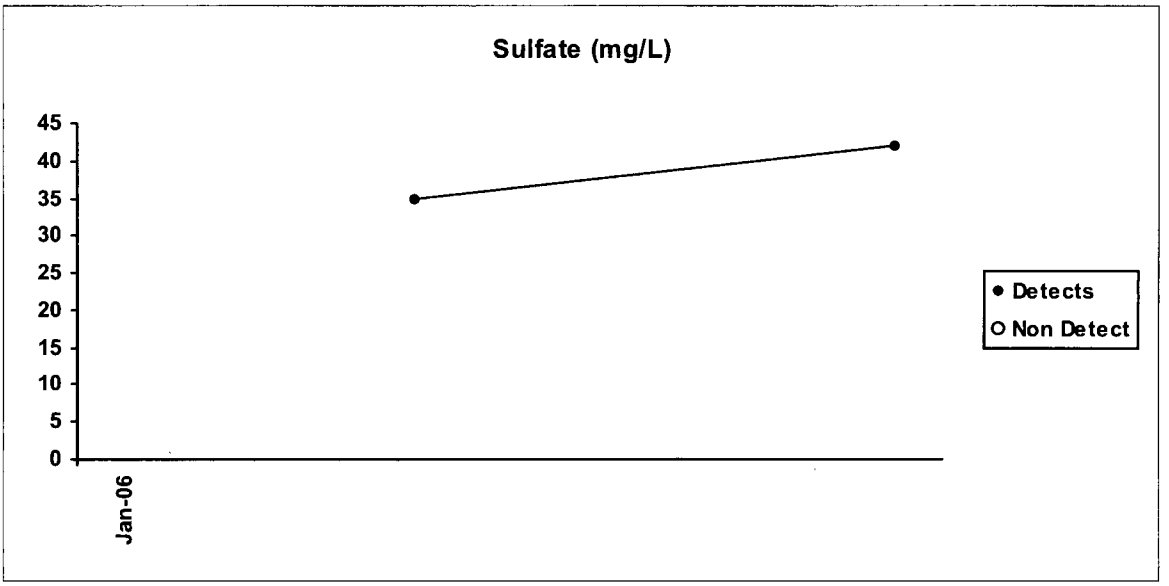

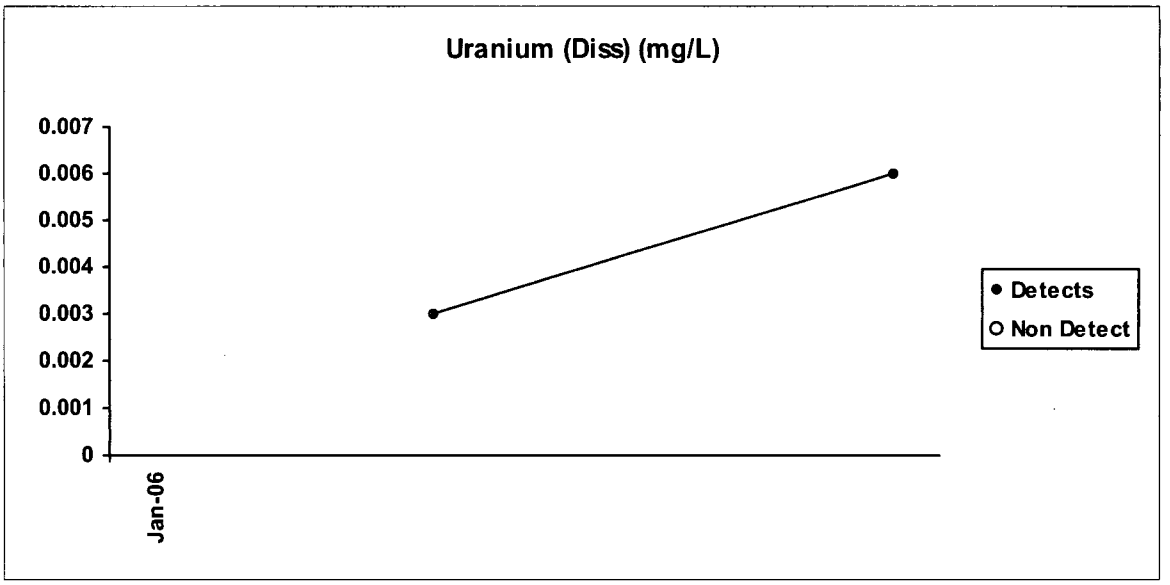

ENERGY LABORATORIES, INC. • 2393 Salt Creek Highway (82601) • P.O. Box 3258 • Casper, WY 82602
Toll Free 888.235.0515 • 307.235.0515 • Fax 307.234.1639 • casper@energylab.com • www.energylab.com

LABORATORY ANALYTICAL REPORT

Client: Western Nuclear Inc
Project: Split Rock Mill Site
Lab ID: C06091179-007
Client Sample ID: SWR-A

Report Date: 11/07/06
Collection Date: 09/25/06 09:05
DateReceived: 09/27/06
Matrix: Aqueous

Analyses	Result	Units	Qualifiers	RL	MCL/ QCL	Method	Analysis Date / By
MAJOR IONS							
Chloride	11	mg/L		5		E200.7	10/10/06 14:14 / ts
Fluoride	0.3	mg/L		0.1		A4500-F C	10/03/06 16:18 / bmm
Nitrogen, Ammonia as N	0.06	mg/L		0.05		A4500-NH3 G	09/29/06 13:40 / jal
Nitrogen, Nitrate+Nitrite as N	ND	mg/L		0.2		E353.2	09/27/06 13:31 / jal
Sulfate	43	mg/L		5		E200.7	10/10/06 14:14 / ts
PHYSICAL PROPERTIES							
pH	8.24	s.u.		0.01		A4500-H B	09/27/06 17:16 / th
Solids, Total Dissolved TDS @ 180 C	210	mg/L		10		A2540 C	09/27/06 15:44 / th
METALS - DISSOLVED							
Aluminum	ND	mg/L		0.1		E200.8	09/28/06 22:52 / bws
Antimony	ND	mg/L		0.05		E200.8	09/28/06 22:52 / bws
Arsenic	ND	mg/L		0.01		E200.8	09/28/06 22:52 / bws
Beryllium	ND	mg/L		0.004		E200.8	09/28/06 22:52 / bws
Cadmium	ND	mg/L		0.001		E200.8	09/28/06 22:52 / bws
Lead	ND	mg/L		0.005		E200.8	09/28/06 22:52 / bws
Manganese	0.01	mg/L		0.01		E200.8	09/28/06 22:52 / bws
Molybdenum	ND	mg/L		0.1		E200.8	09/28/06 22:52 / bws
Nickel	ND	mg/L		0.05		E200.8	09/28/06 22:52 / bws
Selenium	ND	mg/L		0.005		E200.8	09/28/06 22:52 / bws
Thallium	ND	mg/L		0.1		E200.8	09/28/06 22:52 / bws
Uranium	0.006	mg/L		0.001		E200.8	09/28/06 22:52 / bws
RADIONUCLIDES - DISSOLVED							
Radium 226	ND	pCi/L		1.0		E903.0	10/14/06 21:00 / trs
Radium 228	ND	pCi/L		2.0		RA-05	10/09/06 10:54 / pj
Thorium 230	ND	pCi/L		0.4		E907.0	10/09/06 15:00 / df
FIELD PARAMETERS							
pH	7.34	s.u.				FIELD	09/25/06 09:05 / ks

Report Definitions:
RL - Analyte reporting limit.
QCL - Quality control limit.
MCL - Maximum contaminant level.
ND - Not detected at the reporting limit.

ENERGY LABORATORIES, INC. • 2393 Salt Creek Highway (82601) • P.O. Box 3258 • Casper, WY 82602
Toll Free 888.235.0515 • 307.235.0515 • Fax 307.234.1639 • casper@energylab.com • www.energylab.com

LABORATORY ANALYTICAL REPORT

Client: Western Nuclear Inc
Project: Split Rock Mill Site
Lab ID: C06091179-006
Client Sample ID: SWR-B

Report Date: 11/07/06
Collection Date: 09/25/06 09:30
DateReceived: 09/27/06
Matrix: Aqueous

Analyses	Result	Units	Qualifiers	RL	MCL/ QCL	Method	Analysis Date / By
MAJOR IONS							
Chloride	12	mg/L		5		E200.7	10/10/06 14:10 / ts
Fluoride	0.3	mg/L		0.1		A4500-F C	10/03/06 16:16 / bmm
Nitrogen, Ammonia as N	0.05	mg/L		0.05		A4500-NH3 G	09/29/06 13:38 / jal
Nitrogen, Nitrate+Nitrite as N	ND	mg/L		0.2		E353.2	09/27/06 13:28 / jal
Sulfate	47	mg/L		5		E200.7	10/10/06 14:10 / ts
PHYSICAL PROPERTIES							
pH	8.30	s.u.		0.01		A4500-H B	09/27/06 17:14 / th
Solids, Total Dissolved TDS @ 180 C	218	mg/L		10		A2540 C	09/27/06 15:43 / th
METALS - DISSOLVED							
Aluminum	ND	mg/L		0.1		E200.8	09/28/06 22:45 / bws
Antimony	ND	mg/L		0.05		E200.8	09/28/06 22:45 / bws
Arsenic	ND	mg/L		0.01		E200.8	09/28/06 22:45 / bws
Beryllium	ND	mg/L		0.004		E200.8	09/28/06 22:45 / bws
Cadmium	ND	mg/L		0.001		E200.8	09/28/06 22:45 / bws
Lead	ND	mg/L		0.005		E200.8	09/28/06 22:45 / bws
Manganese	0.01	mg/L		0.01		E200.8	09/28/06 22:45 / bws
Molybdenum	ND	mg/L		0.1		E200.8	09/28/06 22:45 / bws
Nickel	ND	mg/L		0.05		E200.8	09/28/06 22:45 / bws
Selenium	ND	mg/L		0.005		E200.8	09/28/06 22:45 / bws
Thallium	ND	mg/L		0.1		E200.8	09/28/06 22:45 / bws
Uranium	0.008	mg/L		0.001		E200.8	09/28/06 22:45 / bws
RADIONUCLIDES - DISSOLVED							
Radium 226	ND	pCi/L		1.0		E903.0	10/14/06 19:59 / trs
Radium 228	ND	pCi/L		2.0		RA-05	10/09/06 10:54 / pj
Thorium 230	ND	pCi/L		0.4		E907.0	10/09/06 15:00 / df
FIELD PARAMETERS							
pH	8.01	s.u.				FIELD	09/25/06 09:30 / ks

Report Definitions:
RL - Analyte reporting limit.
QCL - Quality control limit.
MCL - Maximum contaminant level.
ND - Not detected at the reporting limit.

ENERGY LABORATORIES, INC. • 2393 Salt Creek Highway (82601) • P.O. Box 3258 • Casper, WY 82602
Toll Free 888.235.0515 • 307.235.0515 • Fax 307.234.1639 • casper@energylab.com • www.energylab.com

LABORATORY ANALYTICAL REPORT

Client: Western Nuclear Inc
Project: Split Rock Mill Site
Lab ID: C06091179-008
Client Sample ID: SWR-C

Report Date: 11/07/06
Collection Date: 09/25/06 10:01
DateReceived: 09/27/06
Matrix: Aqueous

Analyses	Result	Units	Qualifiers	RL	MCL/ QCL	Method	Analysis Date / By
MAJOR IONS							
Chloride	11	mg/L		5		E200.7	10/10/06 14:17 / ts
Fluoride	0.3	mg/L		0.1		A4500-F C	10/03/06 16:20 / bmm
Nitrogen, Ammonia as N	0.07	mg/L		0.05		A4500-NH3 G	09/29/06 13:42 / jal
Nitrogen, Nitrate+Nitrite as N	ND	mg/L		0.2		E353.2	09/27/06 13:41 / jal
Sulfate	44	mg/L		5		E200.7	10/10/06 14:17 / ts
PHYSICAL PROPERTIES							
pH	8.26	s.u.		0.01		A4500-H B	09/27/06 17:19 / th
Solids, Total Dissolved TDS @ 180 C	214	mg/L		10		A2540 C	09/27/06 15:44 / th
METALS - DISSOLVED							
Aluminum	ND	mg/L		0.1		E200.8	09/28/06 23:22 / bws
Antimony	ND	mg/L		0.05		E200.8	09/28/06 23:22 / bws
Arsenic	ND	mg/L		0.01		E200.8	09/28/06 23:22 / bws
Beryllium	ND	mg/L		0.004		E200.8	09/28/06 23:22 / bws
Cadmium	ND	mg/L		0.001		E200.8	09/28/06 23:22 / bws
Lead	ND	mg/L		0.005		E200.8	09/28/06 23:22 / bws
Manganese	0.02	mg/L		0.01		E200.8	09/28/06 23:22 / bws
Molybdenum	ND	mg/L		0.1		E200.8	09/28/06 23:22 / bws
Nickel	ND	mg/L		0.05		E200.8	09/28/06 23:22 / bws
Selenium	ND	mg/L		0.005		E200.8	09/28/06 23:22 / bws
Thallium	ND	mg/L		0.1		E200.8	09/28/06 23:22 / bws
Uranium	0.007	mg/L		0.001		E200.8	09/28/06 23:22 / bws
RADIONUCLIDES - DISSOLVED							
Radium 226	ND	pCi/L		1.0		E903.0	10/14/06 22:00 / trs
Radium 228	ND	pCi/L		2.0		RA-05	10/09/06 12:29 / pj
Thorium 230	ND	pCi/L		0.4		E907.0	10/11/06 15:00 / df
FIELD PARAMETERS							
pH	8.12	s.u.				FIELD	09/25/06 10:01 / ks

Report Definitions:
RL - Analyte reporting limit.
QCL - Quality control limit.
MCL - Maximum contaminant level.
ND - Not detected at the reporting limit.

ENERGY LABORATORIES, INC. • 2393 Salt Creek Highway (82601) • P.O. Box 3258 • Casper, WY 82602
Toll Free 888.235.0515 • 307.235.0515 • Fax 307.234.1639 • casper@energylab.com • www.energylab.com

LABORATORY ANALYTICAL REPORT

Client: Western Nuclear Inc
Project: Split Rock Mill Site
Lab ID: C06091179-010
Client Sample ID: SWR-UG

Report Date: 11/07/06
Collection Date: 09/25/06 09:50
DateReceived: 09/27/06
Matrix: Aqueous

Analyses	Result	Units	Qualifiers	RL	MCL/ QCL	Method	Analysis Date / By
MAJOR IONS							
Chloride	9	mg/L		5		E200.7	10/10/06 14:24 / ts
Fluoride	0.3	mg/L		0.1		A4500-F C	10/03/06 16:23 / bmm
Nitrogen, Ammonia as N	ND	mg/L		0.05		A4500-NH3 G	09/29/06 13:51 / jal
Nitrogen, Nitrate+Nitrite as N	ND	mg/L		0.2		E353.2	09/27/06 13:46 / jal
Sulfate	42	mg/L		5		E200.7	10/10/06 14:24 / ts
PHYSICAL PROPERTIES							
pH	8.29	s.u.		0.01		A4500-H B	09/27/06 17:32 / th
Solids, Total Dissolved TDS @ 180 C	236	mg/L		10		A2540 C	09/27/06 15:45 / th
METALS - DISSOLVED							
Aluminum	ND	mg/L		0.1		E200.8	09/28/06 23:37 / bws
Antimony	ND	mg/L		0.05		E200.8	09/28/06 23:37 / bws
Arsenic	ND	mg/L		0.01		E200.8	09/28/06 23:37 / bws
Beryllium	ND	mg/L		0.004		E200.8	09/28/06 23:37 / bws
Cadmium	ND	mg/L		0.001		E200.8	09/28/06 23:37 / bws
Lead	ND	mg/L		0.005		E200.8	09/28/06 23:37 / bws
Manganese	0.01	mg/L		0.01		E200.8	09/28/06 23:37 / bws
Molybdenum	ND	mg/L		0.1		E200.8	09/28/06 23:37 / bws
Nickel	ND	mg/L		0.05		E200.8	09/28/06 23:37 / bws
Selenium	ND	mg/L		0.005		E200.8	09/28/06 23:37 / bws
Thallium	ND	mg/L		0.1		E200.8	09/28/06 23:37 / bws
Uranium	0.006	mg/L		0.001		E200.8	09/28/06 23:37 / bws
RADIONUCLIDES - DISSOLVED							
Radium 226	ND	pCi/L		1.0		E903.0	10/15/06 00:01 / trs
Radium 228	ND	pCi/L		2.0		RA-05	10/09/06 12:29 / pj
Thorium 230	ND	pCi/L		0.4		E907.0	10/11/06 15:00 / df
FIELD PARAMETERS							
pH	7.43	s.u.				FIELD	09/25/06 09:50 / ks

Report Definitions:
RL - Analyte reporting limit.
QCL - Quality control limit.
MCL - Maximum contaminant level.
ND - Not detected at the reporting limit.

ENERGY LABORATORIES, INC. • 2393 Salt Creek Highway (82601) • P.O. Box 3258 • Casper, WY 82602
Toll Free 888.235.0515 • 307.235.0515 • Fax 307.234.1639 • casper@energylab.com • www.energylab.com

LABORATORY ANALYTICAL REPORT

Client: Western Nuclear Inc
Project: Split Rock Mill Site
Lab ID: C06091179-009
Client Sample ID: SWR-DG

Report Date: 11/07/06
Collection Date: 09/25/06 10:11
DateReceived: 09/27/06
Matrix: Aqueous

Analyses	Result	Units	Qualifiers	RL	MCL/ QCL	Method	Analysis Date / By
MAJOR IONS							
Chloride	14	mg/L		5		E200.7	10/10/06 14:20 / ts
Fluoride	0.3	mg/L		0.1		A4500-F C	10/03/06 16:21 / bmm
Nitrogen, Ammonia as N	0.08	mg/L		0.05		A4500-NH3 G	09/29/06 13:44 / jal
Nitrogen, Nitrate+Nitrite as N	ND	mg/L		0.2		E353.2	09/27/06 13:43 / jal
Sulfate	50	mg/L		5		E200.7	10/10/06 14:20 / ts
PHYSICAL PROPERTIES							
pH	8.26	s.u.		0.01		A4500-H B	09/27/06 17:27 / th
Solids, Total Dissolved TDS @ 180 C	265	mg/L		10		A2540 C	09/27/06 15:44 / th
METALS - DISSOLVED							
Aluminum	ND	mg/L		0.1		E200.8	09/28/06 23:29 / bws
Antimony	ND	mg/L		0.05		E200.8	09/28/06 23:29 / bws
Arsenic	ND	mg/L		0.01		E200.8	09/28/06 23:29 / bws
Beryllium	ND	mg/L		0.004		E200.8	09/28/06 23:29 / bws
Cadmium	ND	mg/L		0.001		E200.8	09/28/06 23:29 / bws
Lead	ND	mg/L		0.005		E200.8	09/28/06 23:29 / bws
Manganese	ND	mg/L		0.01		E200.8	09/28/06 23:29 / bws
Molybdenum	ND	mg/L		0.1		E200.8	09/28/06 23:29 / bws
Nickel	ND	mg/L		0.05		E200.8	09/28/06 23:29 / bws
Selenium	ND	mg/L		0.005		E200.8	09/28/06 23:29 / bws
Thallium	ND	mg/L		0.1		E200.8	09/28/06 23:29 / bws
Uranium	0.008	mg/L		0.001		E200.8	09/28/06 23:29 / bws
RADIONUCLIDES - DISSOLVED							
Radium 226	ND	pCi/L		1.0		E903.0	10/14/06 23:01 / trs
Radium 228	ND	pCi/L		2.0		RA-05	10/09/06 12:29 / pj
Thorium 230	ND	pCi/L		0.4		E907.0	10/11/06 15:00 / df
FIELD PARAMETERS							
pH	7.79	s.u.				FIELD	09/25/06 10:11 / ks

Report Definitions:
RL - Analyte reporting limit.
QCL - Quality control limit.
MCL - Maximum contaminant level.
ND - Not detected at the reporting limit.