WESTERN NUCLEAR, INC.

2801 YOUNGFIELD, SUITE 340, GOLDEN, COLORADO 80401
TELEPHONE (303) 274-1767 FAX (303) 274-1762

May 9, 2006

Mr. Gary S. Janosko, Chief
Uranium Processing Section
Division of Fuel Cycle Safety and Safeguards
U.S. Nuclear Regulatory Commission
MS T8 A33
Washington, DC 20555

Re: Split Rock Mill Tailings Facility; Source Material License SUA -56, License Condition 74C

Dear Mr. Janosko:

In accordance with license condition 74C, we have begun pumping water as part of the groundwater corrective action plan (CAP). We are currently pumping water from wells 4E and well C as explained in a letter to you dated December 15, 2005.

The current pumping rate from these two wells is not enough to meet the required annual volume of water as per license condition 74C of 6 to 15 million gallons. The wells produce less water than they historically did. It is believed that this reduction in flow is a result of scaling or formation of chemical precipitates (probably gypsum) in the well screen. Because of the reduced efficiency of the wells, it will be necessary to pump from additional wells to meet the required volume of water.

We will begin to pump water from well 28 in the southwest valley and wells 4R and 30 in the northwest valley to supplement wells 4E and C. It is possible that we might need to add wells WN-35A and/or 35B at a later date depending on the production from the other wells. The location of these wells is shown on the attached Figure 1. Water quality in the wells indicates that the supplemental wells have similar water quality as wells 4E and C. Sulfate and uranium concentrations for these wells are shown on Figures 2 through 5. It is believed that the combination of the wells will produce enough water to meet the total volume requirement.

If you have any questions, please feel free to contact me or our technical consultant Lou Miller at your convenience.

Sincerely,

L J Corte by LM.

Larry J. Corte, President
Western Nuclear, Inc

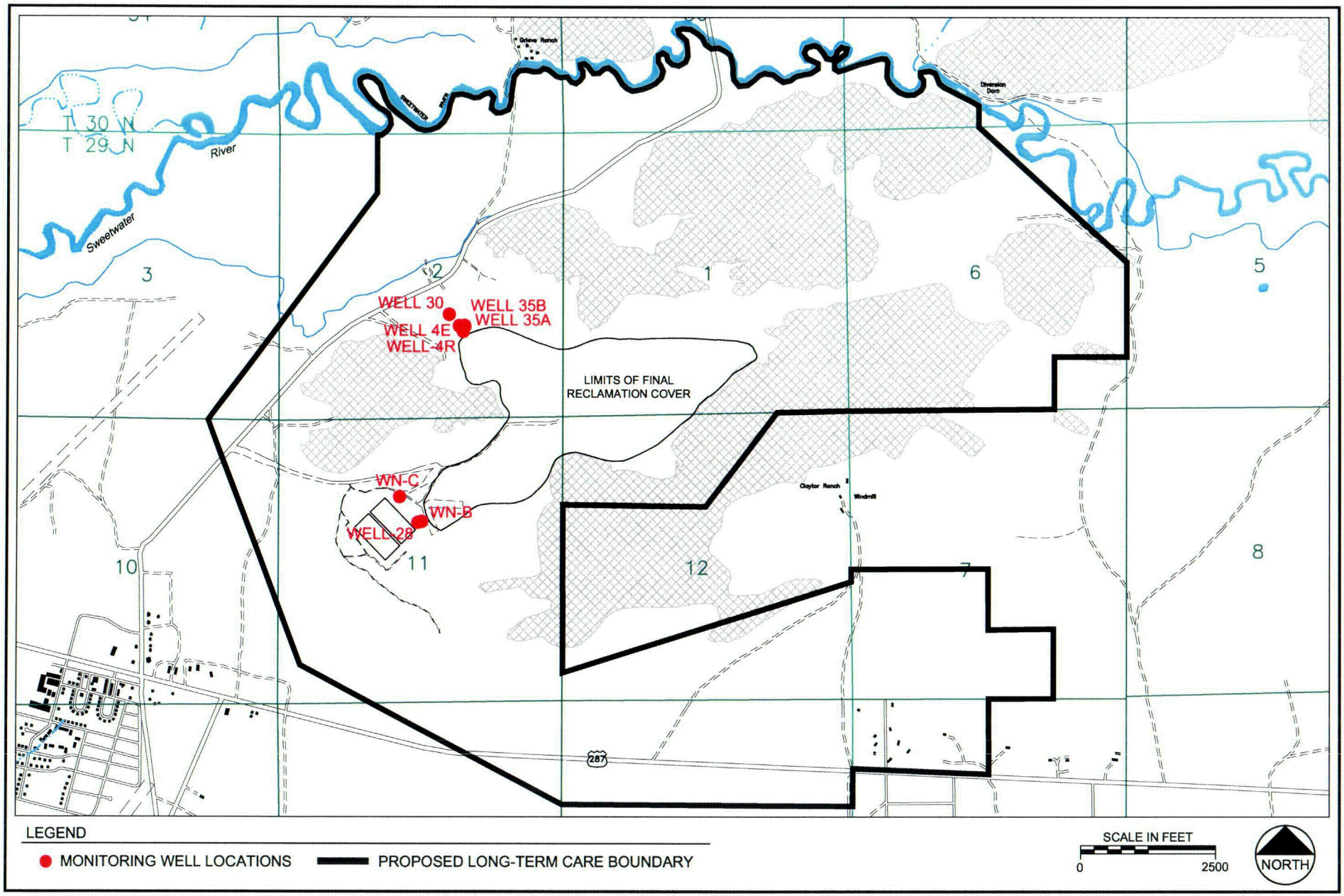

MFG, Inc.
consulting scientists and engineers

FIGURE 1
CAP PUMPING WELL LOCATIONS

Date:	MAY 2006
Project:	003-347/2006
File:	WELLS-01.DWG

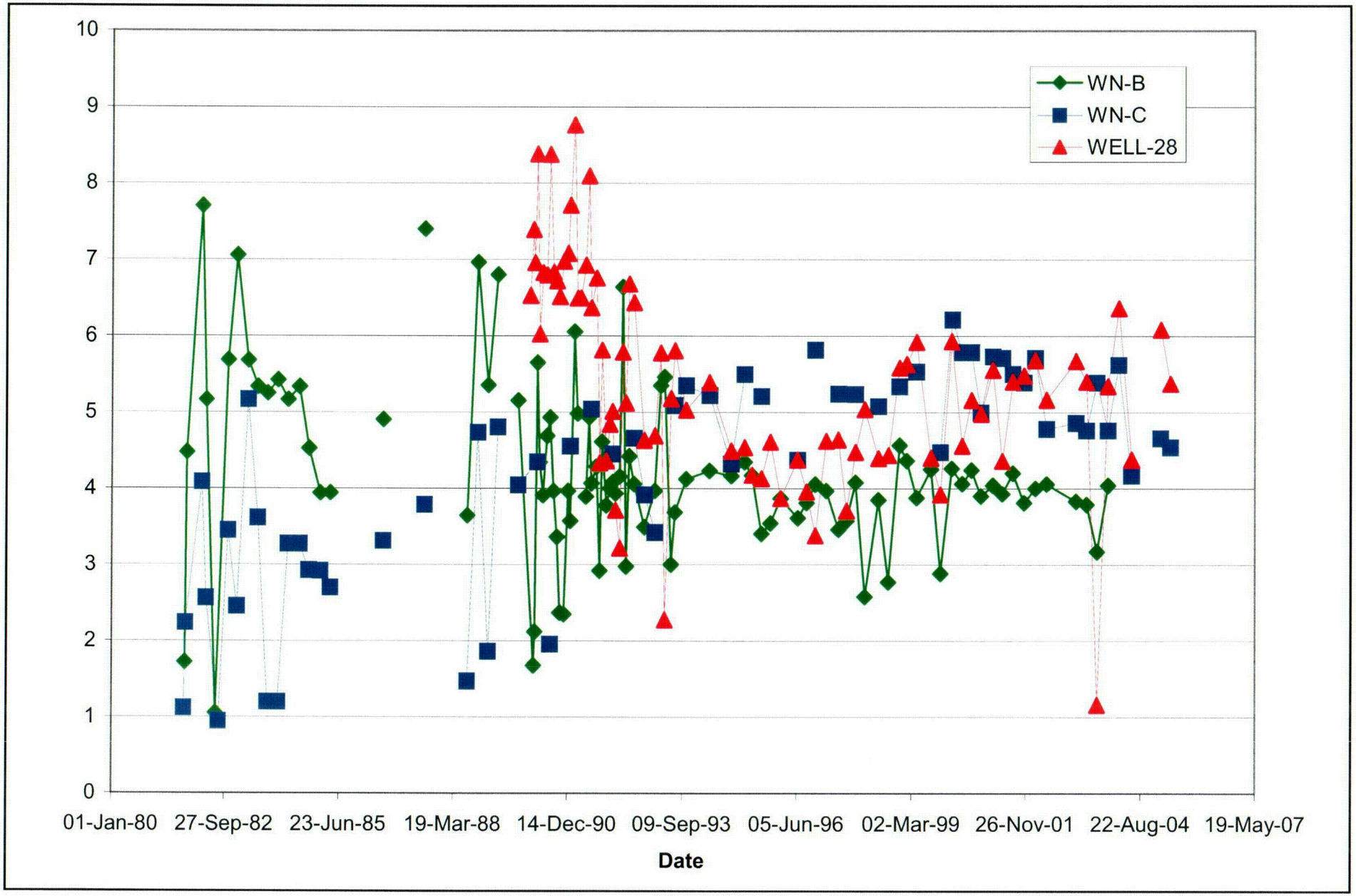

MFG, Inc.
consulting scientists and engineers

FIGURE 2
URANIUM (MG/L)

Date:	MAY 2006
Project:	P:\03-347\DATABASES
File:	U AND SO4 TABLES.ppt

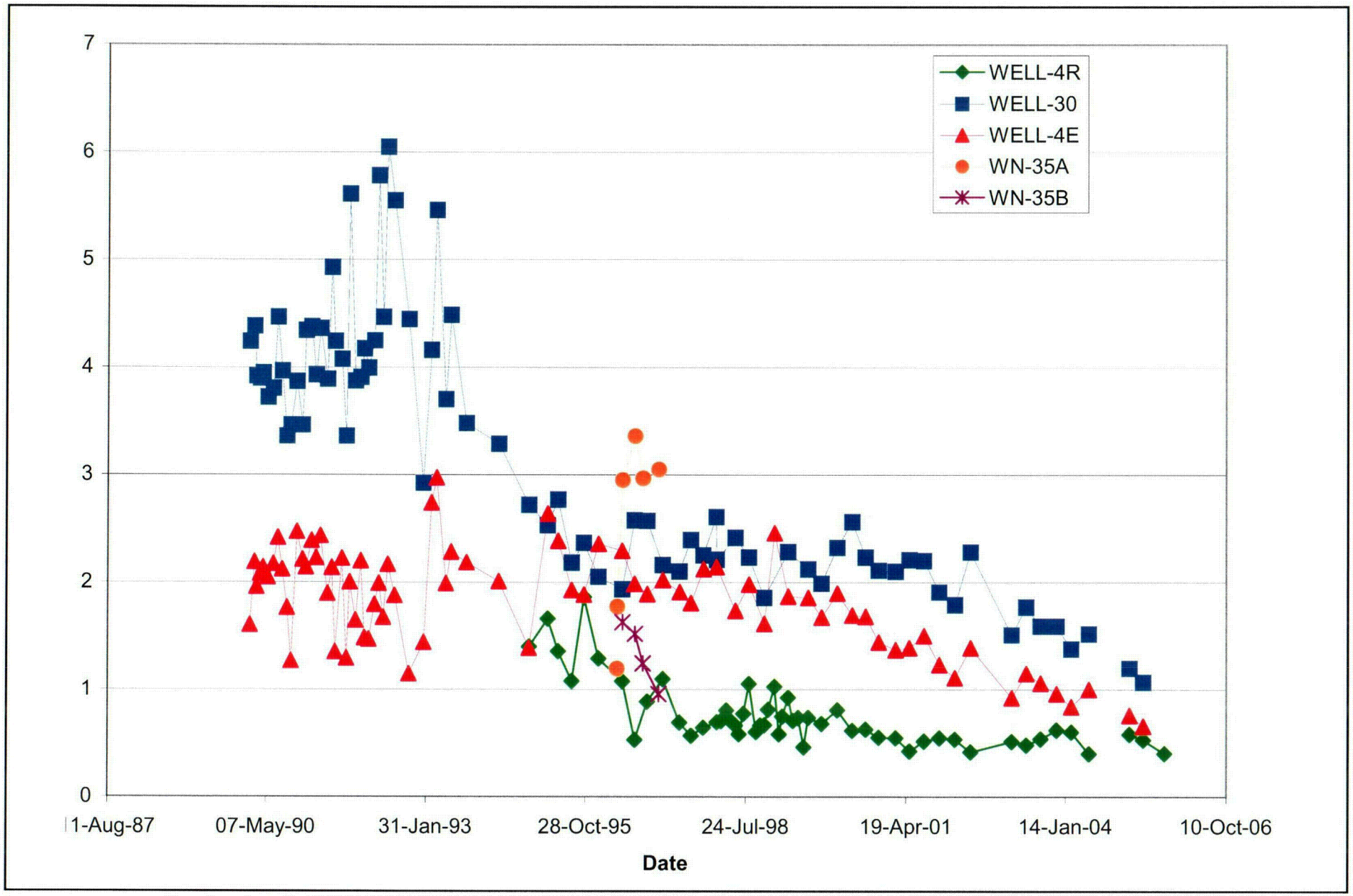

MFG, Inc.
consulting scientists and engineers

FIGURE 3
URANIUM (MG/L)

Date:	MAY 2006
Project:	P:\03-347\DATABASES
File:	U AND SO4 TABLES.ppt

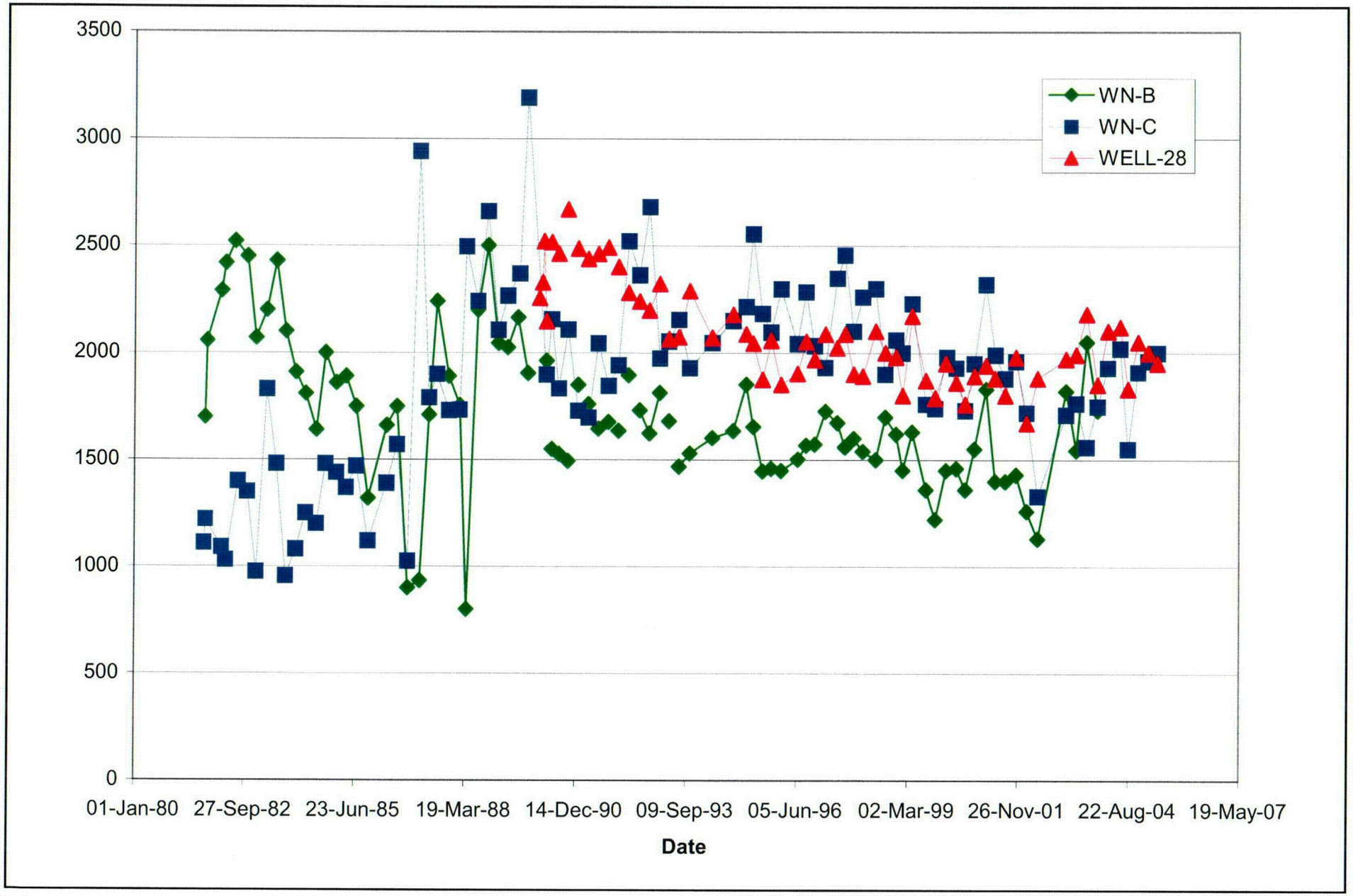

MFG, Inc.
consulting scientists and engineers

FIGURE 4
SULFATE (MG/L)

Date:	MAY 2006
Project:	P:\03-347\DATABASES
File:	U AND SO4 TABLES.ppt

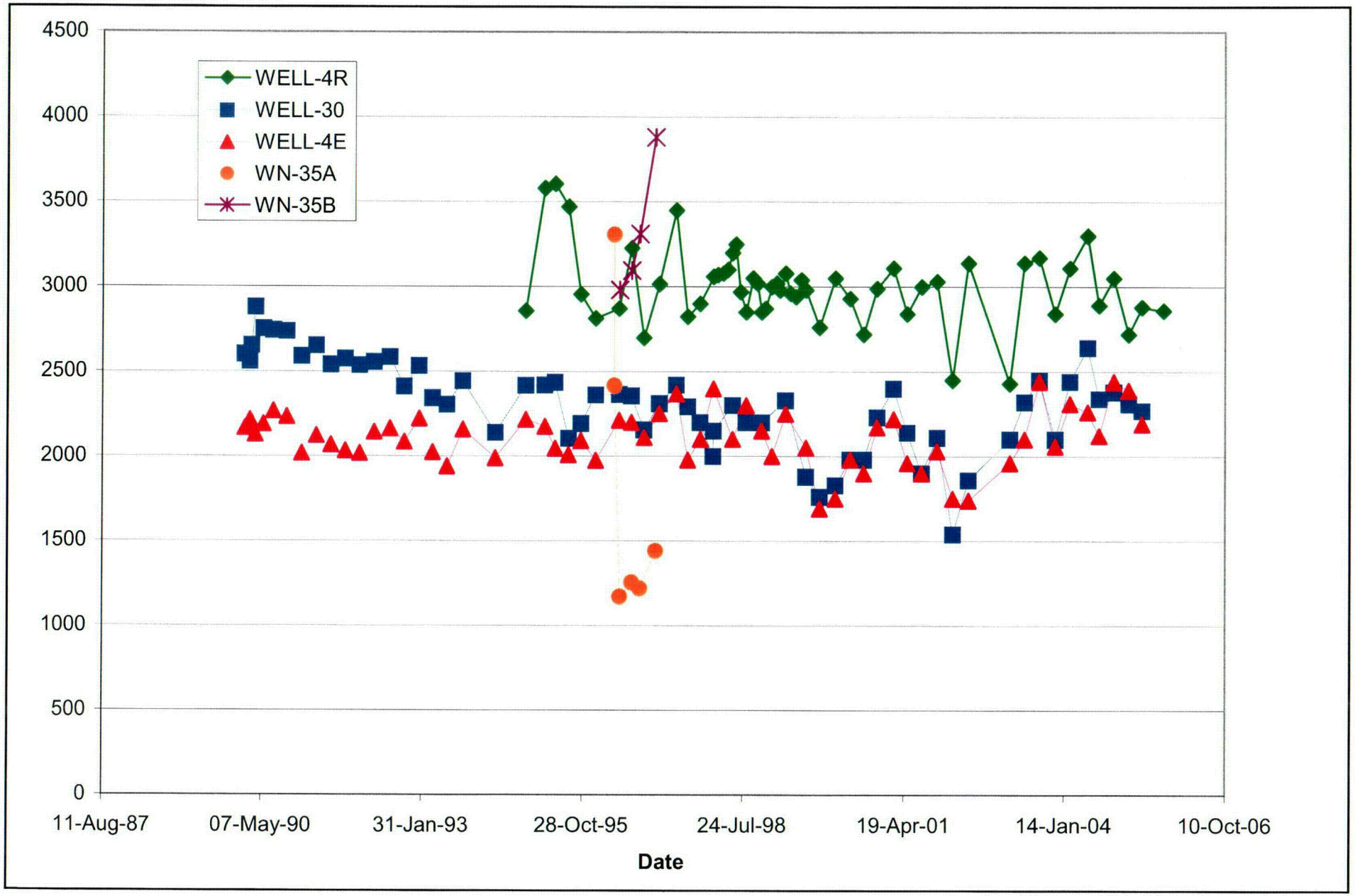

MFG, Inc.
consulting scientists and engineers

FIGURE 5
SULFATE (MG/L)

Date:	MAY 2006
Project:	P:\03-347\DATABASES
File:	U AND SO4 TABLES.ppt