WESTERN NUCLEAR, INC.

2801 YOUNGFIELD, SUITE 340, GOLDEN, COLORADO 80401
TELEPHONE (303) 274-1767 FAX (303) 274-1762

July 26, 2005

Gary S. Janosko
Fuel Cycle Facilities Branch
Division of Fuel Cycle Safety and Safeguards
Nuclear Regulatory Commission
11545 Rockville Pike
Rockville, MD 20850

Re: Groundwater and Surface Water Monitoring Results for First and Second Quarters, 2005, Docket No. 1162, License Condition Nos. 24 and 74, SUA-56

Dear Mr. Janosko:

Enclosed are three (3) copies of the Western Nuclear, Inc. (WNI) Split Rock Site Groundwater and Surface Water Monitoring Results for the First and Second Quarters, 2005. This report provides the laboratory results for the Split Rock Site water quality compliance monitoring program (LC No. 24) and the groundwater corrective action program (CAP) monitoring program (LC No. 74).

Monitoring Data

Included in this report are:

- A map illustrating the groundwater monitoring locations
- A table cross referencing historical well names with current well names
- Tabular summaries of current reporting period numerical data for both compliance and CAP monitoring programs
- Graphs showing the entire monitoring history for each well for several key constituents (field pH, Total Dissolved Solids [TDS], sulfate [SO_4] and uranium [U_{nat}])
- Laboratory data sheets for the reporting period

This report only summarizes data from the most current monitoring period. The historical data is available in semi-annual reports prior to the semi-annual report for the First and Second Quarter, 2000.

The data contained in this report reflect the requirements of the current license (Amendment 92, 9/20/00). As requested on May 14, 1997 by Inspector Mr. Bob Evans (NRC – Arlington, Texas), only copies of the laboratory data sheets are provided to the Arlington office.

The groundwater monitoring data are consistent with previous monitoring results and with the data enclosed in the Site Groundwater Characterization and Evaluation report submitted to your office on October 31, 1999 as part of WNI's comprehensive Site Closure Plan. The characterization and evaluation

report proposed an alternative for long-term protection of public health and safety and of the environment from potential risks related to groundwater impacted by byproduct material. The proposed alternative, which is currently under review by NRC, will replace the existing CAP and will provide the requisite reasonable assurance that protective conditions will be maintained at the Site. WNI looks forward to NRC's approval of the proposed alternative.

Should you have any questions, please contact us at your earliest convenience.

Sincerely,

LJ Corte by cm

Lawrence J. Corte
President

cc: Jeffrey City File (w/ attachments)
Brad DeWaard (w/ attachments)
NRC – Arlington (attachments only)

SPLIT ROCK MILLSITE GROUNDWATER & SURFACE WATER MONITORING RESULTS

WATER QUALITY REPORT

1st & 2nd QUARTER 2005

TABLE OF CONTENTS

	PAGE
TABLE OF CONTENTS	i
MONITORING WELL LOCATION MAP	A1
CROSS REFERENCE TABLE OF WELL DESIGNATIONS	A2
QUARTERLY AND SEMI-ANNUAL GROUNDWATER AND SURFACE WATER COMPLIANCE MONITORING RESULTS, FIRST HALF OF YEAR 2005	A3
GROUNDWATER CORRECTIVE ACTION PROGRAM QUARTERLY AND SEMI-ANNUAL MONITORING RESULTS, FIRST HALF OF YEAR 2005	A9
WNI SPLIT ROCK MILL GROUNDWATER MAXIMUM CAP WATER QUALITY MONITORING PARAMETER VALUES FOR 1/1/90 – 12/31/96	A11

GRAPHS

DRINKING WATER
WELL #27 NEW MILL DRINKING WATER

SURFACE WATER
SWEETWATER RIVER BELOW MILL (S-5/WN-SWR-BE)
SWEETWATER RIVER ACROSS FROM MILL (S-6/WN-SWR-AC)
SWEETWATER RIVER ABOVE MILL (S-7/WN-SWR-AB)

GROUND WATER
WELL #1
WELL #2 MILL PROCESS WATER
WELL #3
WELL #4E
WELL #4R
WELL #5
WELL #5E

GROUND WATER CONTINUED

WELL #7
WELL-15 265' BACKGROUND WELL
WELL-16 60'
WELL-17 55'
WELL-18 85'
WELL-19 50'
WELL-21 55'
WELL-23 65'
WELL-24 65'
WELL-25 160'
WELL-26 95'
WELL #28
WELL #30
WELL #31
WN-A 175'
WN-B 185'
WN-C 160'

LABORATORY DATA ANALYSIS REPORTS

DRINKING WATER
WELL #27 NEW MILL DRINKING WATER

SURFACE WATER
SWEETWATER RIVER BELOW MILL (S-5/WN-SWR-BE)
SWEETWATER RIVER ACROSS FROM MILL (S-6/WN-SWR-AC)
SWEETWATER RIVER ABOVE MILL (S-7/WN-SWR-AB)

GROUND WATER
WELL #1
WELL #2 MILL PROCESS WATER
WELL #3
WELL #4E
WELL #4R
WELL #5
WELL #5E
WELL #5R
WELL #5S
WELL #7

GROUND WATER CONTINUED

WN-15 265' BACKGROUND WELL
WN-16 60'
WN-17 55'
WN-18 85'
WN-19 50'
WN-21 55'
WN-23 65'
WN-24 65'
WN-26 95'
WN-28
WN-28S
WN-30
WN-31
WN-A 175'
WN-C 160'

FIELD BLANK
1ST AND 2ND QTR 2005 LAB QA

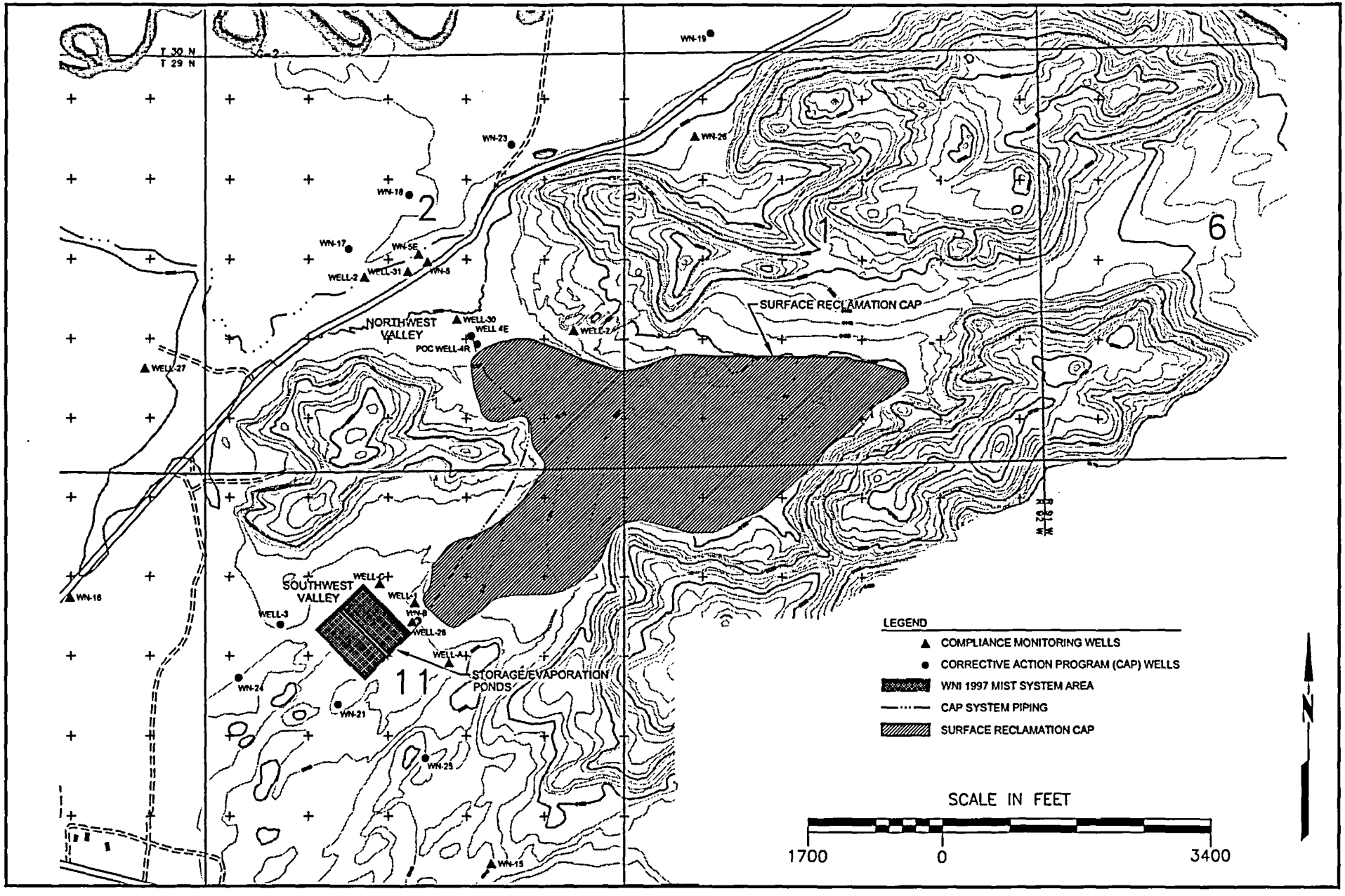

consulting scientists and engineers

FIGURE 1
MONITORING WELL LOCATIONS AND OPERATIONAL LAYOUT
FOR 1999 CORRECTIVE ACTION PROGRAM

Date:	DECEMBER 2000
Project:	03-347\TASK1
File:	OPER-99-1.DWG

CROSS REFERENCE TABLE OF WELL DESIGNATIONS

WELL OR LOCATION	OLD DESIGNATION	STATUS
DRINKING WATER		
WELL #27 NEW MILL DRINKING WATER		
SURFACE WATER		
SWEETWATER RIVER BELOW MILL	S-5/WN-SWR-BE	
SWEETWATER RIVER ACROSS FROM MILL	S-6/WN-SWR-AC	
SWEETWATER RIVER ABOVE MILL	S-7/WN-SWR-AB	
GROUND WATER		
WELL #1	WN 7 HB 48'	
WELL #2 MILL PROCESS WATER		
WELL #3	WN-2 HD 25'	
WELL #4E		
WELL #4R	REPLACES WELL #4	
WELL #5	WN-3 HD 63'	
WELL #5E		
WELL #7	WN-5H 28'	PUMP LOWERED 20' 1/16/96
WELL #9E		ABANDONED 4/13/95
WELL #9R	REPLACES WELL #9	ABANDONED 4/13/95
WN-15 265' BACKGROUND WELL		
WN-16 60'		
WN-17 55'		
WN-18 85'		
WN-19 50'		
WN-21 55'		
WN-23 65'		
WN-24 65'		
WN-25 160'		NO LONGER ABLE TO SAMPLE, WELL CASING FILLED WITH SAND 2ND Q 2004
WN-26 95'		
WELL #28		
WELL #29		ABANDONED 4/13/95
WELL #30		
WELL #31		
WN-A 175'		STARTED SAMPLING AGAIN 8/28/96
WN-B 185'		NO LONGER ABLE TO SAMPLE, WELL CASING FILLED WITH SAND 1ST Q 2004
WN-C 160'		

Quarterly and Semi-Annual Groundwater and Surface Water Compliance Monitoring Results
First Half of Year 2005

WNI Split Rock Mill
Groundwater And Surface Water Quality
Quarterly Report

1Qtr-2005			*Groundwater*				
Parameter	*WELL-1*	*WELL-2*	*WELL-4E*	*WELL-5*	*WELL-5E*	*WELL-7*	*WN-15*
Aluminum (D) (mg/L)	<0.1		<0.1	<0.1	<0.1		
Ammonia as N (mg/L)	14.8		81.3	0.2	0.18		
Arsenic (D) (mg/L)	<0.01		<0.01	<0.01	<0.01		
Barium (D) (mg/L)	<0.05		<0.05	<0.05	<0.05		
Beryllium (D) (mg/L)	<0.004	<0.004	<0.004	<0.004	<0.004	<0.004	<0.004
Bicarbonate (mg/L)	894		535	608	661		
Cadmium (D) (mg/L)	<0.001	0.002	<0.001	<0.001	0.001	<0.001	<0.001
Calcium (mg/L)	711		556	842	777		
Carbonate (mg/L)	<1		<1	<1	<1		
Chloride (mg/L)	78	101	130	150	113	143	19
Chromium (D) (mg/L)	<0.005	<0.005	<0.005	<0.005	<0.005	<0.005	<0.005
Cond Field (uS/cm)	4590	3310	4470	3590	3130	3850	1270
Cond Lab (uS/cm)	3810		4780	4170	3760		
Iron (D) (mg/L)	<0.05		0.28	<0.05	<0.05		
Lead (D) (mg/L)	<0.005	<0.005	<0.005	<0.005	<0.005	<0.005	<0.005
Magnesium (mg/L)	134		182	113	118		
Manganese (D) (mg/L)	3.52		37.8	0.29	0.25		
Mercury (D) (mg/L)	<0.001		<0.001	<0.001	<0.001		
Molybdenum (D) (mg/L)	<0.1		0.1	<0.1	<0.1		
Nickel (D) (mg/L)	<0.05	<0.05	<0.05	<0.05	<0.05	<0.05	<0.05
Nitrate + Nitrite as N (mg/L)	42.3	29.4	18.8	68	74	23.2	12.7
pH Field (std. units)	6.48	7.01	6.74	7.02	7.1	6.59	7.56
pH Lab (std. units)	6.56	6.99	6.72	6.9	7.04	6.56	7.65
Potassium (mg/L)	19		114	21.1	16.7		
Radium-226 (D) (pCi/L)	2.4		<1	<1	<1		
Radium-228 (D) (pCi/L)	<2		<2	<2	<2		
Selenium (D) (mg/L)	0.01	0.037	0.019	0.027	0.014	0.038	<0.005
Silver (D) (mg/L)	<0.004		<0.004	<0.004	<0.004		
Sodium (mg/L)	118		256	132	73.6		
Sulfate (mg/L)	1460	1870	2390	1780	1470	2420	293
TDS (mg/L)	3450	3880	4030	4040	3510	4670	741
Temp Field (C)	9.1	8.9	8.7	8.5	7.9	8.9	8.5
Thorium-230 (D) (pCi/L)	<0.4	<0.4	<0.4	<0.4	<0.4	<0.4	<0.4
Uranium (D) (mg/L)	4.45	0.634	0.759	2.29	2.53	0.192	0.14

WNI Split Rock Mill
Groundwater And Surface Water Quality
Quarterly Report

1Qtr-2005	*Groundwater*						
Parameter	***WN-16***	***WN-19***	***WN-26***	***WN-27***	***WELL-28***	***WELL-30***	***WELL-31***
Aluminum (D) (mg/L)					<0.1	<0.1	<0.1
Ammonia as N (mg/L)					91	23.9	0.19
Arsenic (D) (mg/L)					<0.01	0.01	<0.01
Barium (D) (mg/L)					<0.05	<0.05	<0.05
Beryllium (D) (mg/L)	<0.004	<0.004	<0.004	<0.004	<0.004	<0.004	<0.004
Bicarbonate (mg/L)					855	449	696
Cadmium (D) (mg/L)	<0.001	<0.001	<0.001	<0.001	<0.001	<0.001	<0.001
Calcium (mg/L)					695	824	927
Carbonate (mg/L)					<1	<1	<1
Chloride (mg/L)	6	101	<5	6	126	105	173
Chromium (D) (mg/L)	<0.005	<0.005	<0.005	<0.005	<0.005	<0.005	<0.005
Cond Field (uS/cm)	418	1530	310	380	5270	4150	3460
Cond Lab (uS/cm)					4530	4810	4180
Iron (D) (mg/L)					<0.05	<0.05	<0.05
Lead (D) (mg/L)	<0.005	<0.005	<0.005	<0.005	<0.005	<0.005	<0.005
Magnesium (mg/L)					166	170	128
Manganese (D) (mg/L)					12.2	3.3	0.12
Mercury (D) (mg/L)					<0.001	<0.001	<0.001
Molybdenum (D) (mg/L)					<0.1	0.2	0.2
Nickel (D) (mg/L)	<0.05	<0.05	<0.05	<0.05	0.06	<0.05	<0.05
Nitrate + Nitrite as N (mg/L)	1	4.4	0.5	0.5	26.1	95	67
pH Field (std. units)	7.9	7.45	8.03	7.72	6.47	6.76	7.09
pH Lab (std. units)	7.9	7.41	7.84	7.78	6.56	6.86	7.1
Potassium (mg/L)					31.6	36.6	18
Radium-226 (D) (pCi/L)					1.4	<1	<1
Radium-228 (D) (pCi/L)					<2	<2	<2
Selenium (D) (mg/L)	<0.005	<0.005	<0.005	<0.005	0.027	0.033	0.014
Silver (D) (mg/L)					<0.004	<0.004	<0.004
Sodium (mg/L)					137	216	69.1
Sulfate (mg/L)	20	457	73	17	2000	2310	1810
TDS (mg/L)	227	1100	206	193	3770	4590	4170
Temp Field (C)	7.7	5.6	8.1	7.7	6.9	8.1	7.9
Thorium-230 (D) (pCi/L)	<0.4	<0.4	<0.4	<0.4	<0.4	<0.4	<0.4
Uranium (D) (mg/L)	0.011	0.404	0.002	0.007	6.08	1.2	6.62

WNI Split Rock Mill
Groundwater And Surface Water Quality
Quarterly Report

1Qtr-2005	*Groundwater*			*Surface Water*		
Parameter	*WN-A*	*WN-B*	*WN-C*	*S-7*	*S-6*	*S-5*
Aluminum (D) (mg/L)						
Ammonia as N (mg/L)						
Arsenic (D) (mg/L)						
Barium (D) (mg/L)						
Beryllium (D) (mg/L)	<0.004		<0.004	<0.004	<0.004	<0.004
Bicarbonate (mg/L)						
Cadmium (D) (mg/L)	<0.001		<0.001	<0.001	<0.001	<0.001
Calcium (mg/L)						
Carbonate (mg/L)						
Chloride (mg/L)	109		95	7	8	13
Chromium (D) (mg/L)	<0.005		<0.005	<0.005	<0.005	<0.005
Cond Field (uS/cm)	4330		5450	154	175	109
Cond Lab (uS/cm)						
Iron (D) (mg/L)						
Lead (D) (mg/L)	<0.005		<0.005	<0.005	<0.005	<0.005
Magnesium (mg/L)						
Manganese (D) (mg/L)						
Mercury (D) (mg/L)						
Molybdenum (D) (mg/L)						
Nickel (D) (mg/L)	<0.05		<0.05	<0.05	<0.05	<0.05
Nitrate + Nitrite as N (mg/L)	1.6		52.2	<0.2	<0.2	<0.2
pH Field (std. units)	6.35		6.69	7.85	8.03	7.99
pH Lab (std. units)	6.47		6.78	7.86	7.98	8.01
Potassium (mg/L)						
Radium-226 (D) (pCi/L)						
Radium-228 (D) (pCi/L)						
Selenium (D) (mg/L)	<0.005		0.02	<0.005	<0.005	<0.005
Silver (D) (mg/L)						
Sodium (mg/L)						
Sulfate (mg/L)	1510		1960	28	31	41
TDS (mg/L)	3360		3950	175	198	239
Temp Field (C)	9.1		8.6	0.1	-0.9	-1
Thorium-230 (D) (pCi/L)	<0.4		<0.4	<0.4	<0.4	<0.4
Uranium (D) (mg/L)	2.03		4.66	0.003	0.004	0.013

WNI Split Rock Mill
Groundwater And Surface Water Quality
Quarterly Report

2Qtr-2005			*Groundwater*				
Parameter	*WELL-1*	*WELL-2*	*WELL-4E*	*WELL-5*	*WELL-5E*	*WELL-7*	*WN-15*
Aluminum (D) (mg/L)	<0.1	<0.1	<0.1	<0.1	<0.1	<0.1	<0.1
Ammonia as N (mg/L)	16.1	0.5	27.6	0.26	0.16	1.48	0.05
Arsenic (D) (mg/L)	<0.01	<0.01	<0.01	<0.01	<0.01	<0.01	0.01
Barium (D) (mg/L)	<0.05	<0.05	<0.05	<0.05	<0.05	<0.05	0.13
Beryllium (D) (mg/L)	<0.004	<0.004	<0.004	<0.004	<0.004	<0.004	<0.004
Bicarbonate (mg/L)	881	717	556	717	623	596	213
Cadmium (D) (mg/L)	<0.001	0.002	0.002	<0.001	<0.001	0.002	<0.001
Calcium (mg/L)	714	893	660	881	726	763	175
Carbonate (mg/L)	<1	<1	<1	<1	<1	<1	<1
Chloride (mg/L)	71	116	119	135	104	151	17
Chromium (D) (mg/L)	<0.005	<0.005	<0.005	<0.005	<0.005	<0.005	<0.005
Cond Field (uS/cm)	4420	3730	4410	3880	3550	4490	1433
Cond Lab (uS/cm)	3790	3810	4280	4040	3600	4560	999
Iron (D) (mg/L)	<0.05	0.26	0.28	<0.05	<0.05	2.29	<0.05
Lead (D) (mg/L)	<0.005	<0.005	<0.005	<0.005	<0.005	<0.005	<0.005
Magnesium (mg/L)	136	112	174	124	115	250	26.1
Manganese (D) (mg/L)	4.89	1.17	17	0.37	0.22	36.1	<0.05
Mercury (D) (mg/L)	<0.001	<0.001	<0.001	<0.001	<0.001	<0.001	<0.001
Molybdenum (D) (mg/L)	<0.1	<0.1	0.2	<0.1	<0.1	<0.1	<0.1
Nickel (D) (mg/L)	<0.05	<0.05	<0.05	<0.05	<0.05	<0.05	<0.05
Nitrate + Nitrite as N (mg/L)	42.7	24.8	20.9	59	83	22.4	13.6
pH Field (std. units)	6.46	6.85	6.58	6.75	6.98	6.38	7.47
pH Lab (std. units)	6.71	7.04	6.83	6.93	7.18	6.64	7.76
Potassium (mg/L)	19.9	18.6	55.2	20.7	16.2	23.3	6.4
Radium-226 (D) (pCi/L)	1.1	<1	<1	<1	<1	<1	<1
Radium-228 (D) (pCi/L)	<2	<2	<2	<2	<2	<2	<2
Selenium (D) (mg/L)	0.011	0.047	0.019	0.024	0.016	0.031	<0.005
Silver (D) (mg/L)	<0.004	<0.004	<0.004	<0.004	<0.004	<0.004	<0.004
Sodium (mg/L)	130	73	262	105	76.8	207	14.4
Sulfate (mg/L)	1480	1910	2190	1800	1440	2540	289
TDS (mg/L)	3530	4240	3950	4140	3570	4820	780
Temp Field (C)	9.8	9.6	10.1	9.3	10.2	10.5	10.3
Thorium-230 (D) (pCi/L)	<0.4	<0.4	<0.4	<0.4	<0.4	<0.4	<0.4
Uranium (D) (mg/L)	4.32	0.542	0.66	2.06	2.18	0.207	0.154

WNI Split Rock Mill
Groundwater And Surface Water Quality
Quarterly Report

2Qtr-2005	*Groundwater*						
Parameter	***WN-16***	***WN-19***	***WN-26***	***WN-27***	***WELL-28***	***WELL-30***	***WELL-31***
Aluminum (D) (mg/L)	<0.1	<0.1	<0.1	<0.1	<0.1	<0.1	<0.1
Ammonia as N (mg/L)	<0.05	<0.05	0.06	<0.05	91	26	0.16
Arsenic (D) (mg/L)	<0.01	<0.01	<0.01	<0.01	<0.01	0.01	<0.01
Barium (D) (mg/L)	0.06	<0.05	0.09	<0.05	<0.05	<0.05	<0.05
Beryllium (D) (mg/L)	<0.004	<0.004	<0.004	<0.004	<0.004	<0.004	<0.004
Bicarbonate (mg/L)	159	223	99	146	814	442	781
Cadmium (D) (mg/L)	<0.001	<0.001	<0.001	<0.001	<0.001	<0.001	<0.001
Calcium (mg/L)	43.6	122	56.1	38.5	692	794	986
Carbonate (mg/L)	<1	<1	<1	<1	<1	<1	<1
Chloride (mg/L)	<5	76	<5	<5	112	97	195
Chromium (D) (mg/L)	<0.005	<0.005	<0.005	<0.005	<0.005	<0.005	<0.005
Cond Field (uS/cm)	462	1909	362	376	5890	4650	4200
Cond Lab (uS/cm)	314	1300	317	290	4490	4750	4410
Iron (D) (mg/L)	<0.05	<0.05	<0.05	0.27	<0.05	<0.05	0.08
Lead (D) (mg/L)	<0.005	<0.005	<0.005	<0.005	<0.005	<0.005	<0.005
Magnesium (mg/L)	5.5	25.9	4.6	5.4	164	172	128
Manganese (D) (mg/L)	<0.05	0.16	<0.05	0.16	14.2	3.87	0.19
Mercury (D) (mg/L)	<0.001	<0.001	<0.001	<0.001	<0.001	<0.001	<0.001
Molybdenum (D) (mg/L)	<0.1	<0.1	<0.1	<0.1	<0.1	0.2	0.2
Nickel (D) (mg/L)	<0.05	<0.05	<0.05	<0.05	0.07	<0.05	<0.05
Nitrate + Nitrite as N (mg/L)	1.1	3.2	0.6	0.7	28.8	102	89
pH Field (std. units)	7.74	7.22	7.82	7.57	6.88	6.73	6.95
pH Lab (std. units)	7.94	7.53	7.92	7.82	6.68	6.95	7.14
Potassium (mg/L)	5.2	12.7	2.8	4.7	32.3	41.2	18.6
Radium-226 (D) (pCi/L)	<1	<1	<1	<1	<1	<1	<1
Radium-228 (D) (pCi/L)	<2	<2	<2	<2	<2	<2	<2
Selenium (D) (mg/L)	<0.005	<0.005	<0.005	<0.005	0.026	0.032	0.015
Silver (D) (mg/L)	<0.004	<0.004	<0.004	<0.004	<0.004	<0.004	<0.004
Sodium (mg/L)	14.9	127	8.1	15.6	146	241	68.1
Sulfate (mg/L)	21	357	74	19	1950	2270	1800
TDS (mg/L)	243	930	229	212	3850	4610	4460
Temp Field (C)	9.2	5.6	9.7	8.5	9.2	9	9.8
Thorium-230 (D) (pCi/L)	<0.4	<0.4	<0.4	<0.4	<0.4	<0.4	<0.4
Uranium (D) (mg/L)	0.012	0.31	0.002	0.011	5.37	1.07	7.41

WNI Split Rock Mill
Groundwater And Surface Water Quality
Quarterly Report

2Qtr-2005	*Groundwater*			*Surface Water*		
Parameter	*WN-A*	*WN-B*	*WN-C*	*S-7*	*S-6*	*S-5*
Aluminum (D) (mg/L)	<0.1		<0.1	<0.1	<0.1	<0.1
Ammonia as N (mg/L)	3.1		77	0.05	<0.05	0.05
Arsenic (D) (mg/L)	<0.01		<0.01	<0.01	<0.01	<0.01
Barium (D) (mg/L)	<0.05		<0.05	<0.05	<0.05	<0.05
Beryllium (D) (mg/L)	<0.004		<0.004	<0.004	<0.004	<0.004
Bicarbonate (mg/L)	791		742	77	83	87
Cadmium (D) (mg/L)	<0.001		<0.001	<0.001	<0.001	<0.001
Calcium (mg/L)	825		724	19.6	21.9	22.8
Carbonate (mg/L)	<1		<1	<1	<1	<1
Chloride (mg/L)	97		90	<5	<5	<5
Chromium (D) (mg/L)	<0.005		<0.005	<0.005	<0.005	<0.005
Cond Field (uS/cm)	4210		5070	213	230	252
Cond Lab (uS/cm)	3580		4480	158	174	182
Iron (D) (mg/L)	16.9		<0.05	0.3	0.29	0.35
Lead (D) (mg/L)	<0.005		<0.005	<0.005	<0.005	<0.005
Magnesium (mg/L)	99.2		164	3.9	4.3	4.4
Manganese (D) (mg/L)	0.68		18.4	<0.05	<0.05	<0.05
Mercury (D) (mg/L)	<0.001		<0.001	<0.001	<0.001	<0.001
Molybdenum (D) (mg/L)	<0.1		<0.1	<0.1	<0.1	<0.1
Nickel (D) (mg/L)	<0.05		0.07	<0.05	<0.05	<0.05
Nitrate + Nitrite as N (mg/L)	1.5		48.4	<0.2	<0.2	<0.2
pH Field (std. units)	6.49		6.57	8.21	8.12	8.21
pH Lab (std. units)	6.56		6.78	7.98	7.9	8.06
Potassium (mg/L)	16.3		32	2.4	2.6	2.7
Radium-226 (D) (pCi/L)	<1		<1	<1	<1	<1
Radium-228 (D) (pCi/L)	<2		<2	<2	<2	<2
Selenium (D) (mg/L)	0.005		0.024	<0.005	<0.005	<0.005
Silver (D) (mg/L)	<0.004		<0.004	<0.004	<0.004	<0.004
Sodium (mg/L)	47.6		150	7.8	8.8	10
Sulfate (mg/L)	1580		2000	12	14	15
TDS (mg/L)	3620		3990	121	135	142
Temp Field (C)	8.8		9	9.7	9.2	9.9
Thorium-230 (D) (pCi/L)	<0.4		<0.4	<0.4	<0.4	<0.4
Uranium (D) (mg/L)	2.33		4.54	0.002	0.002	0.003

Groundwater Corrective Action Program Quarterly and Semi-Annual Monitoring Results First Half of Year 2005

Groundwater Corrective Action Program Monitoring Results

1Qtr-2005

Parameter	*WN-21(POC)*	*WN-24*	*WN-25*	*WELL-3*	*WN-18*	*WN-23*	*WN-17*	*WELL-4R(POC)*
Aluminum (D) (mg/L)	<0.1	<0.1		<0.1	<0.1	<0.1	<0.1	1.8
Ammonia as N (mg/L)	1.46	0.08		0.05	0.08	0.11	<0.05	212
Arsenic (D) (mg/L)	<0.01	<0.01		<0.01	<0.01	<0.01	0.02	<0.01
Barium (D) (mg/L)	<0.05	<0.05		<0.05	0.06	<0.05	0.06	<0.05
Beryllium (D) (mg/L)	<0.004	<0.004		<0.004	<0.004	<0.004	<0.004	<0.004
Bicarbonate (mg/L)	249	268		289	358	352	231	273
Cadmium (D) (mg/L)	<0.001	<0.001		<0.001	<0.001	<0.001	<0.001	0.019
Calcium (mg/L)	95.7	251		284	306	498	64.5	495
Carbonate (mg/L)	<1	<1		<1	<1	<1	<1	<1
Chloride (mg/L)	12	31		44	66	78	12	105
Chromium (D) (mg/L)	<0.005	<0.005		<0.005	<0.005	<0.005	<0.005	<0.005
Cond Field (uS/cm)	933	1881		1558	1807	2400	547	5160
Cond Lab (uS/cm)	715	1520		1710	2100	2530	532	5880
Iron (D) (mg/L)	<0.05	<0.05		<0.05	<0.05	<0.05	<0.05	<0.05
Lead (D) (mg/L)	<0.005	<0.005		<0.005	<0.005	<0.005	<0.005	<0.005
Magnesium (mg/L)	14.7	35.7		36.2	50.1	52.8	12.9	236
Manganese (D) (mg/L)	0.19	<0.05		<0.05	<0.05	<0.05	0.08	63
Mercury (D) (mg/L)	<0.001	<0.001		<0.001	<0.001	<0.001	<0.001	<0.001
Molybdenum (D) (mg/L)	<0.1	<0.1		<0.1	<0.1	<0.1	<0.1	<0.1
Nickel (D) (mg/L)	<0.05	<0.05		<0.05	<0.05	<0.05	<0.05	0.45
Nitrate + Nitrite as N (mg/L)	9.1	20.9		23.8	43.9	29	0.2	77.4
pH Field (std. units)	7.61	7.6		7.36	7.38	6.94	7.83	6.44
pH Lab (std. units)	7.62	7.65		7.34	7.37	7.1	7.75	6.19
Potassium (mg/L)	7.3	10.4		10.5	15.2	16.5	9.1	69.1
Radium-226 (D) (pCi/L)	<1	<1		<1	<1	<1	<1	<1
Radium-228 (D) (pCi/L)	<2	<2		<2	<2	<2	<1	<2
Selenium (D) (mg/L)	<0.005	0.008		<0.005	0.007	0.008	<0.005	0.03
Silver (D) (mg/L)	<0.004	<0.004		<0.004	<0.004	<0.004	<0.004	<0.004
Sodium (mg/L)	30.2	52.5		66	112	71.2	27.7	236
Sulfate (mg/L)	116	520		562	636	1010	62	2720
TDS (mg/L)	495	1220		1350	1720	1710	331	4660
Temp Field (C)	8.5	7.5		8.8	8.1	5.6	5.8	9.1
Thorium-230 (D) (pCi/L)	<0.4	<0.4		<0.4	<0.4	<0.4	<0.4	<0.4
Uranium (D) (mg/L)	0.133	0.372		1.01	0.672	1.15	0.051	0.584

Note: POC = Point of compliance well

Note: Shaded numbers indicate that the value exceeds the maximum CAP water quality monitoring parameter values for 1/1/90 - 12/31/96

Groundwater Corrective Action Program Monitoring Results

2Qtr-2005

Parameter	*WN-21(POC)*	*WN-24*	*WN-25*	*WELL-3*	*WN-18*	*WN-23*	*WN-17*	*WELL-4R(POC)*
Aluminum (D) (mg/L)	<0.1	<0.1		<0.1	<0.1	<0.1	<0.1	2
Ammonia as N (mg/L)	1.51	0.05		<0.05	0.13	0.11	<0.05	198
Arsenic (D) (mg/L)	<0.01	<0.01		<0.01	<0.01	<0.01	0.02	<0.01
Barium (D) (mg/L)	<0.05	<0.05		<0.05	0.05	<0.05	0.05	<0.05
Beryllium (D) (mg/L)	<0.004	<0.004		<0.004	<0.004	<0.004	<0.004	<0.004
Bicarbonate (mg/L)	242	261		289	361	364	235	298
Cadmium (D) (mg/L)	<0.001	<0.001		<0.001	<0.001	<0.001	<0.001	0.018
Calcium (mg/L)	98.2	250		280	306	589	67.2	511
Carbonate (mg/L)	<1	<1		<1	<1	<1	<1	<1
Chloride (mg/L)	11	29		45	66	90	11	99
Chromium (D) (mg/L)	<0.005	<0.005		<0.005	<0.005	<0.005	<0.005	<0.005
Cond Field (uS/cm)	1034	2100		1792	2160	3980	807	5930
Cond Lab (uS/cm)	698	1500		1660	2080	2910	527	5760
Iron (D) (mg/L)	<0.05	<0.05		<0.05	<0.05	<0.05	<0.05	<0.05
Lead (D) (mg/L)	<0.005	<0.005		<0.005	<0.005	<0.005	<0.005	<0.005
Magnesium (mg/L)	15	35.3		37.6	51.9	63	13	250
Manganese (D) (mg/L)	0.23	<0.05		<0.05	<0.05	<0.05	0.07	71.1
Mercury (D) (mg/L)	<0.001	<0.001		<0.001	<0.001	<0.001	<0.001	<0.001
Molybdenum (D) (mg/L)	<0.1	<0.1		<0.1	<0.1	<0.1	<0.1	<0.1
Nickel (D) (mg/L)	<0.05	<0.05		<0.05	<0.05	<0.05	<0.05	0.48
Nitrate + Nitrite as N (mg/L)	8.7	19		24.6	49.4	38.1	0.3	69
pH Field (std. units)	7.44	7.48		7.33	7.24	6.78	7.53	6.08
pH Lab (std. units)	7.79	7.73		7.44	7.58	7.14	7.87	6.36
Potassium (mg/L)	7.4	10.4		10.9	15.7	18	8.9	72.6
Radium-226 (D) (pCi/L)	<1	<1		<1	<1	<1	<1	<1
Radium-228 (D) (pCi/L)	<2	<2		<2	<2	<2	<2	<2
Selenium (D) (mg/L)	<0.005	0.008		<0.005	0.008	0.009	<0.005	0.029
Silver (D) (mg/L)	<0.004	<0.004		<0.004	<0.004	<0.004	<0.004	<0.004
Sodium (mg/L)	31.4	53.4		66.1	115	90.2	28.5	256
Sulfate (mg/L)	114	512		569	630	1220	63	2880
TDS (mg/L)	497	1220		1350	1850	2710	358	4600
Temp Field (C)	10.3	9.6		11.2	9.5	5.2	6.3	9.1
Thorium-230 (D) (pCi/L)	<0.4	<0.4		<0.4	<0.4	<0.4	<0.4	<0.4
Uranium (D) (mg/L)	0.124	0.4		0.983	0.645	1.18	0.052	0.53

Note: POC = Point of compliance well

Note: Shaded numbers indicate that the value exceeds the maximum CAP water quality monitoring parameter values for 1/1/90 - 12/31/96

WNI Split Rock Mill
Groundwater Corrective Action Plan (CAP)

Maximum CAP Water Quality Monitoring Parameter Values for 1/1/90 – 12/31/96

Groundwater Corrective Action Program Maximum CAP Water Quality Monitoring Parameter Values for 1/1/90-12/31/96

Parameter	*WN-21(POC)*	*WN-24*	*WN-25*	*WELL-3*	*WN-18*	*WN-23*	*WN-17*	*WELL-4R(POC)*
Beryllium (mg/L)	0.05	0.05	0.05	0.05	0.05	0.05	0.05	0.05
Cadmium (mg/L)	<0.01	<0.01	<0.01	<0.01	<0.01	<0.01	<0.01	0.02
Chloride (mg/L)	51.20	31.50	51.60	50.10	55.00	76.60	11.10	292
Chromium (mg/L)	<0.05	<0.05	<0.05	<0.05	<0.05	<0.05	<0.05	0.07
Lead (mg/L)	<0.05	<0.05	<0.05	<0.05	<0.05	<0.05	<0.05	<0.05
Nickel (mg/L)	<0.05	<0.05	<0.05	<0.05	<0.05	<0.05	<0.05	0.09
Nitrate + Nitrite as N (mg/L)	29.20	7.22	49.70	49.40	29	44	0.25	317
pH Field (std. Units)	6.04	7.14	6.49	6.95	6.36	6.65	6.87	5.37
Radium Comb. (pCi/L)	3.7	7.6	3.8	2.2	3.0	17.2	6.5	7.2
Selenium (mg/L)	0.01	0.01	0.01	0.01	0.01	0.01	0.01	0.34
Sulfate (mg/L)	1,053	244	1,072	705	451	1,139	69	4,000
TDS (mg/L)	1,850	641	2,079	1,570	1,226	2,509	336	7,661
Thorium-230 (pCi/L)	<0.04	0.70	<0.04	5.00	<0.04	0.90	<0.6	1.30
Uranium (pCi/ml)	0.91	0.15	1.12	0.94	0.51	1.82	0.03	2.71

pH values represent minimum field value recorded from January 1, 1990 through December 31, 1996.
Be and Se values represent the standard listed in license SUA-56 condition 74(b) because all recent values are below the listed standard.
POC = Point of Compliance Well

DRINKING WATER

Note: Effective March 10, 1997, Well #27 is no longer used as a drinking water source. However, the report format has not been changed in an effort to maintain consistency with previous reports.

Jeffrey City WELL-27

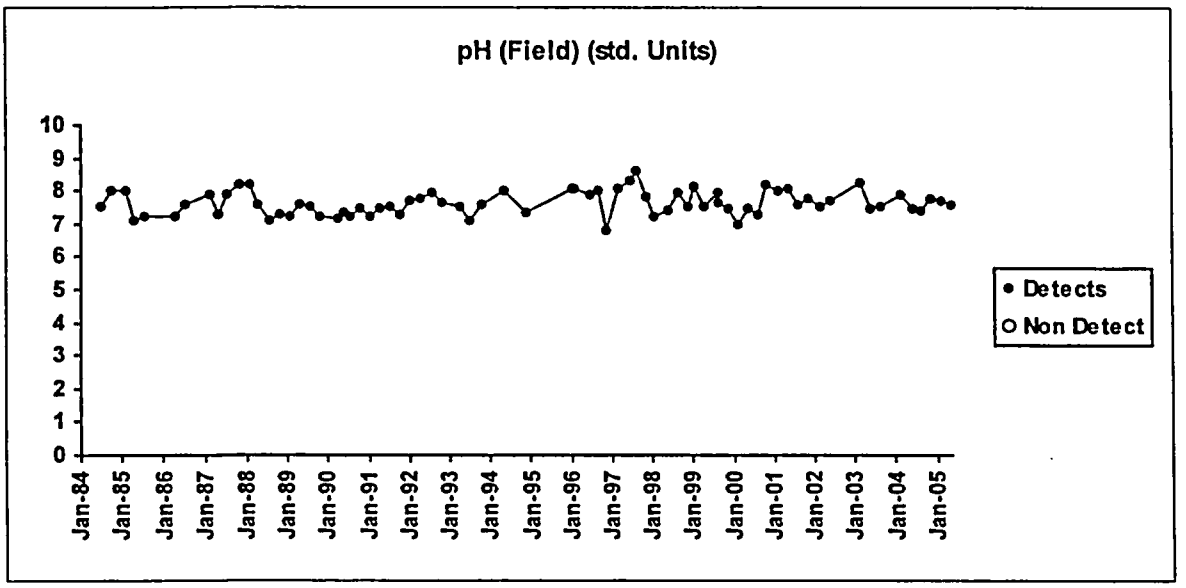

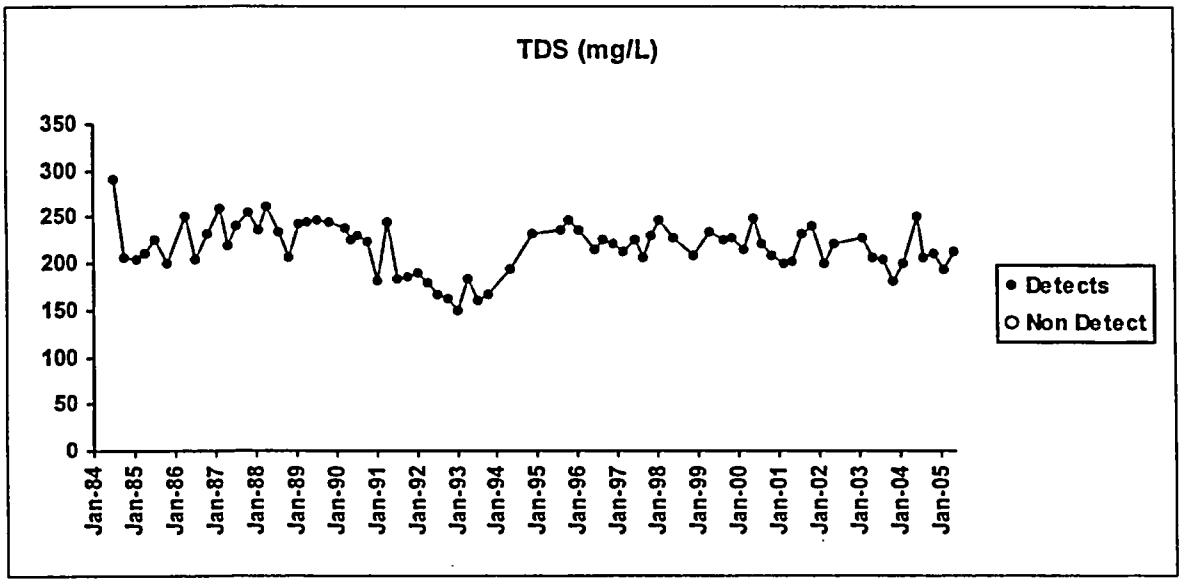

Jeffrey City WELL-27

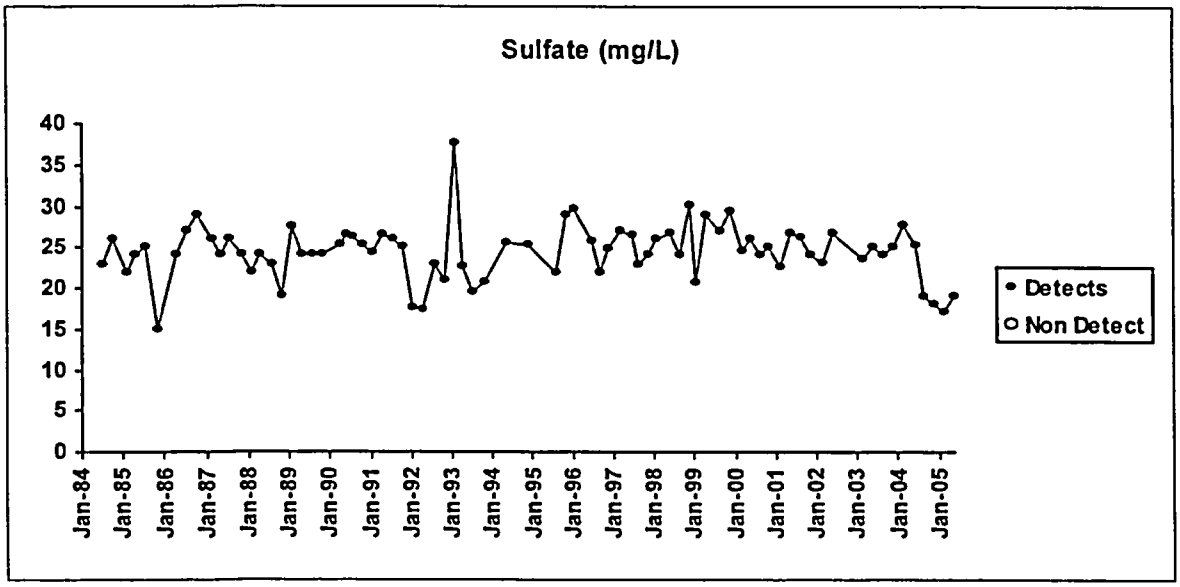

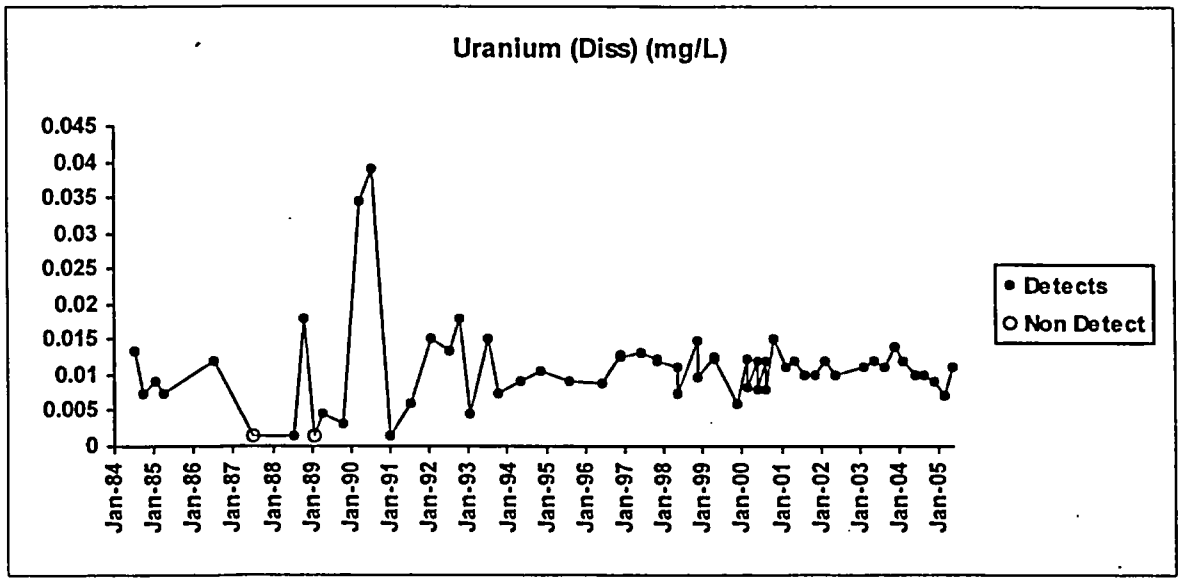

SURFACE WATER

Jeffrey City S-5

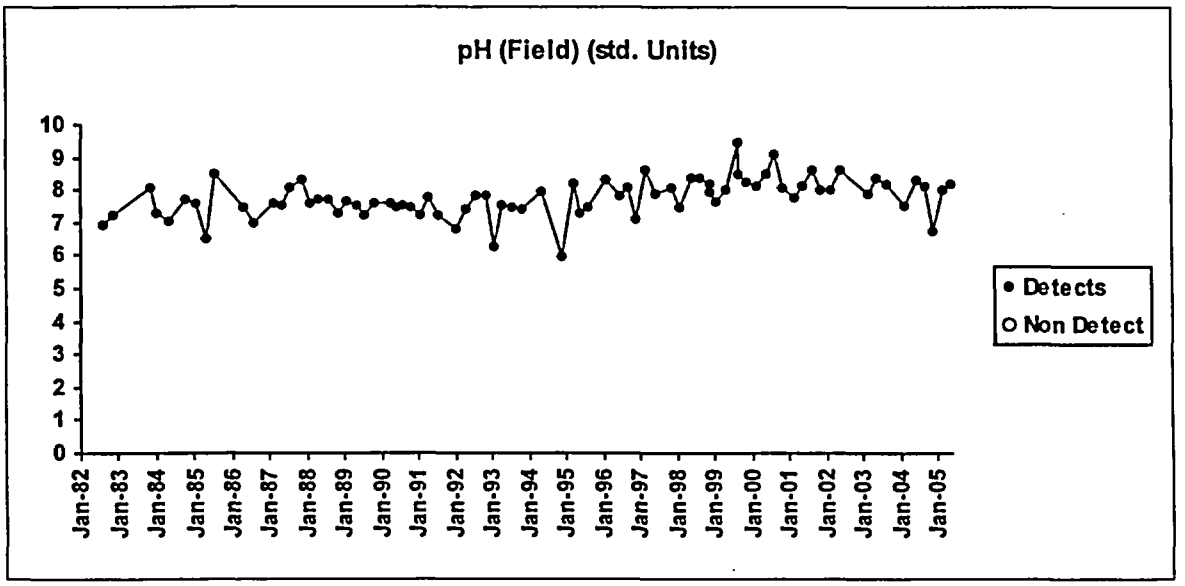

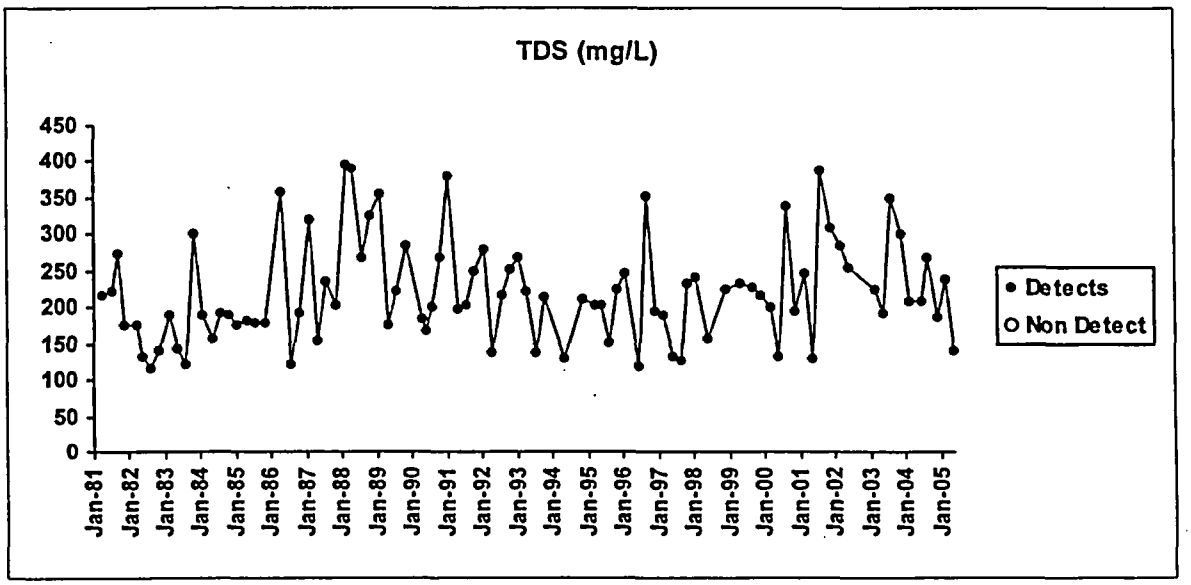

Jeffrey City S-5

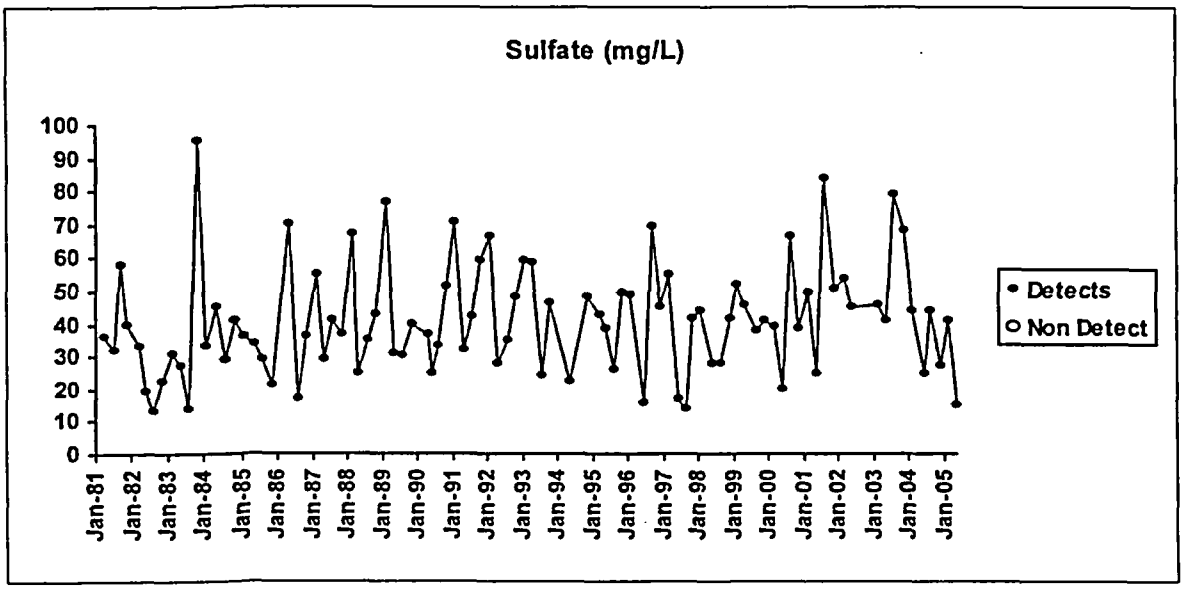

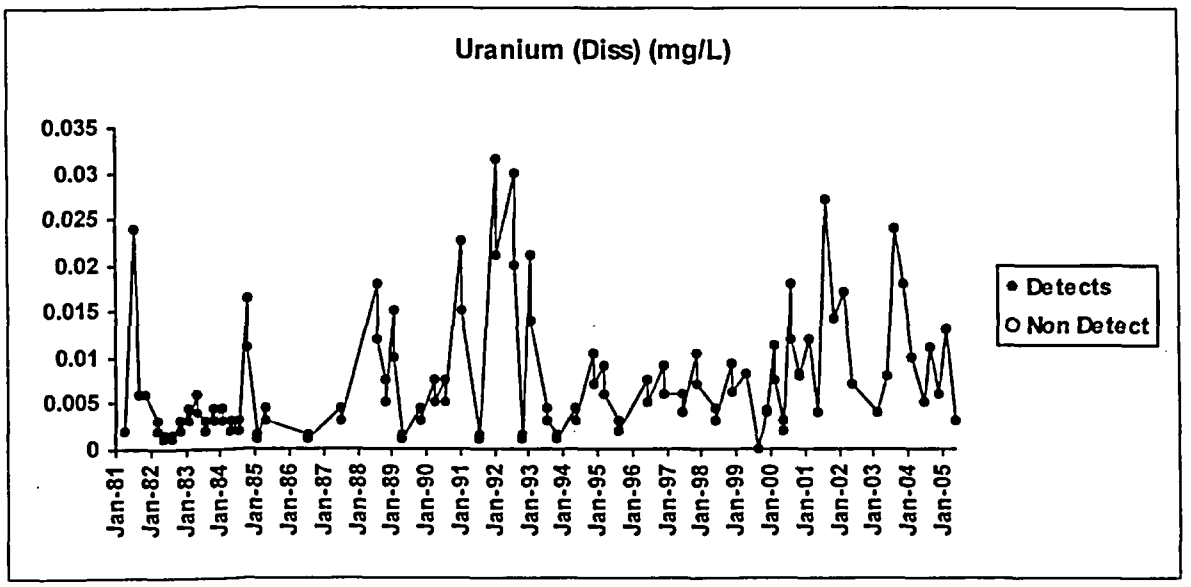

Jeffrey City S-6

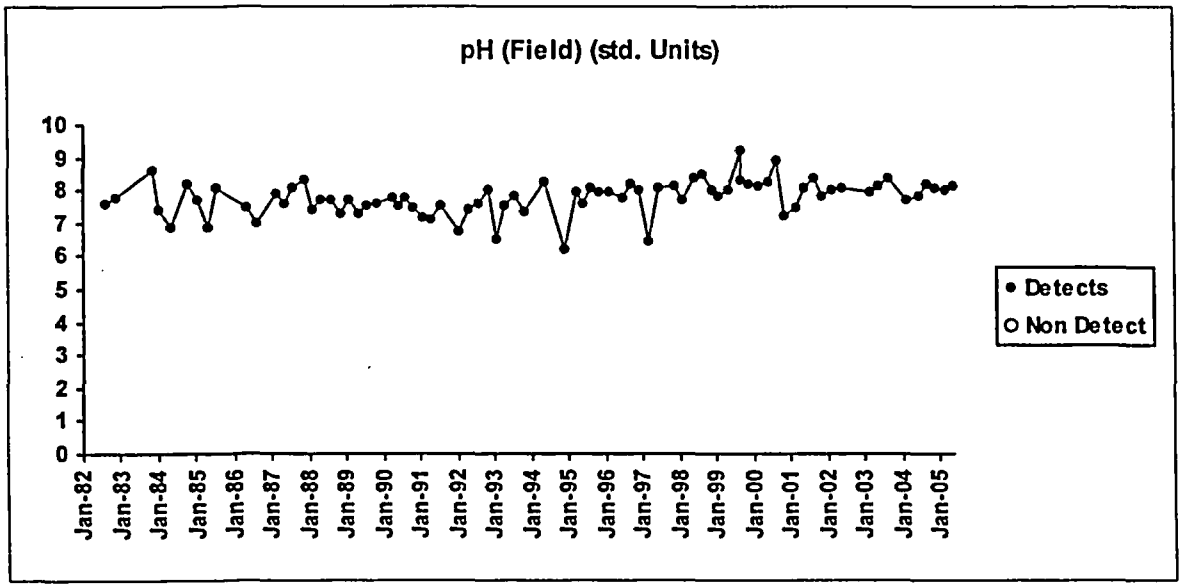

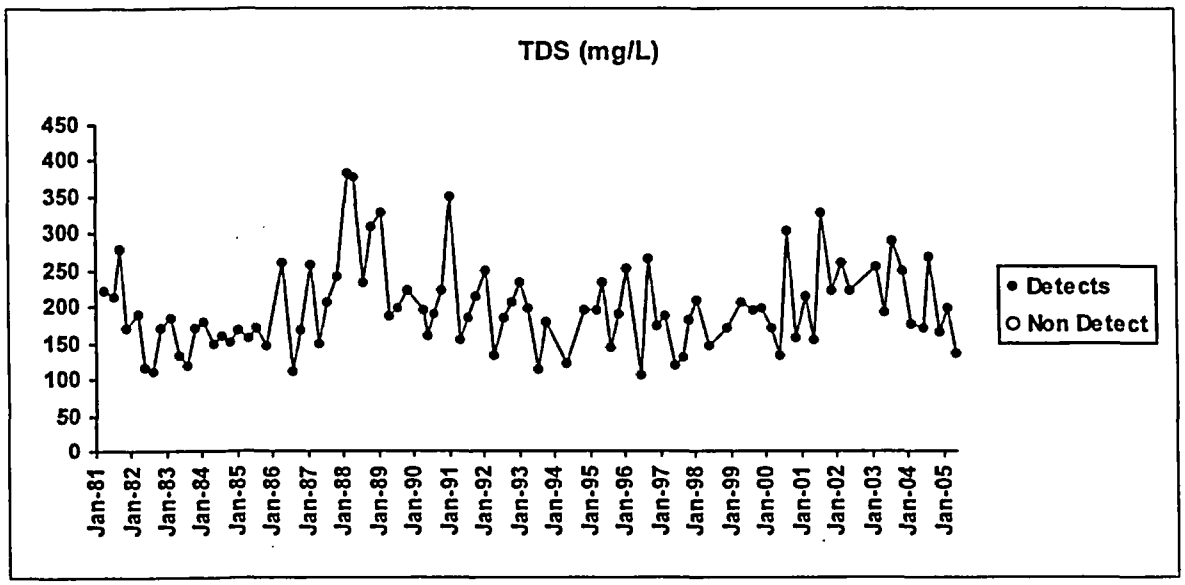

Jeffrey City S-6

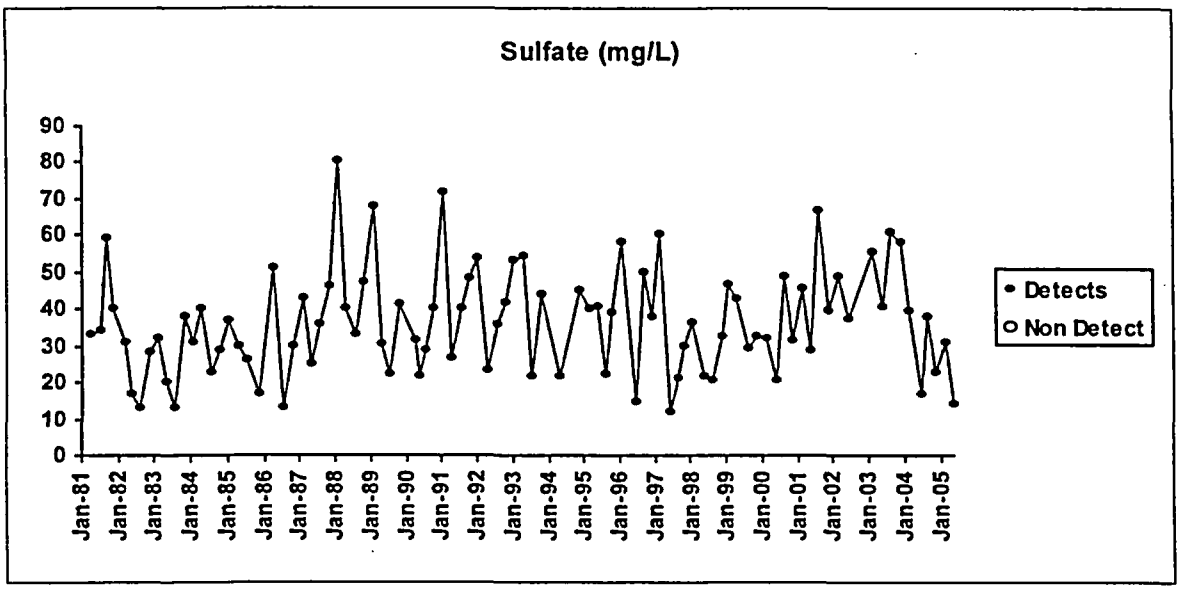

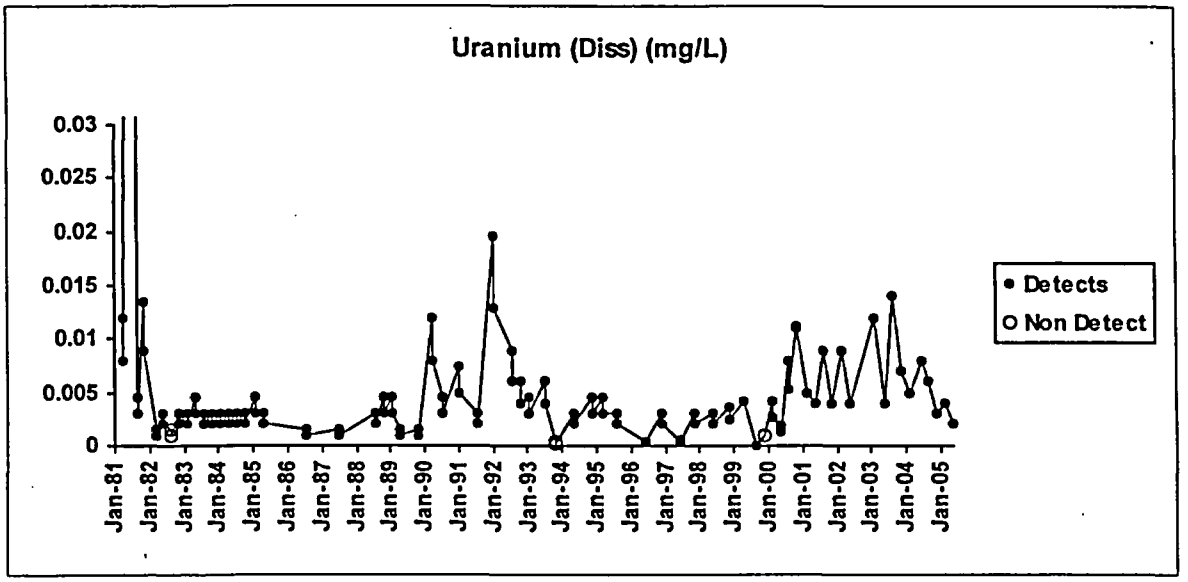

Jeffrey City S-7

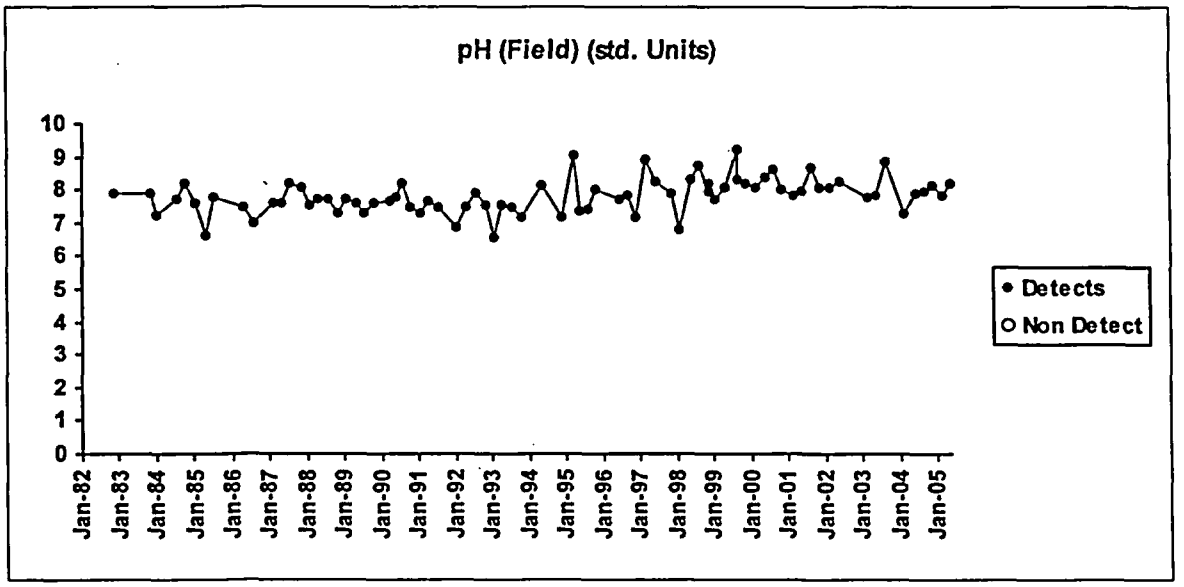

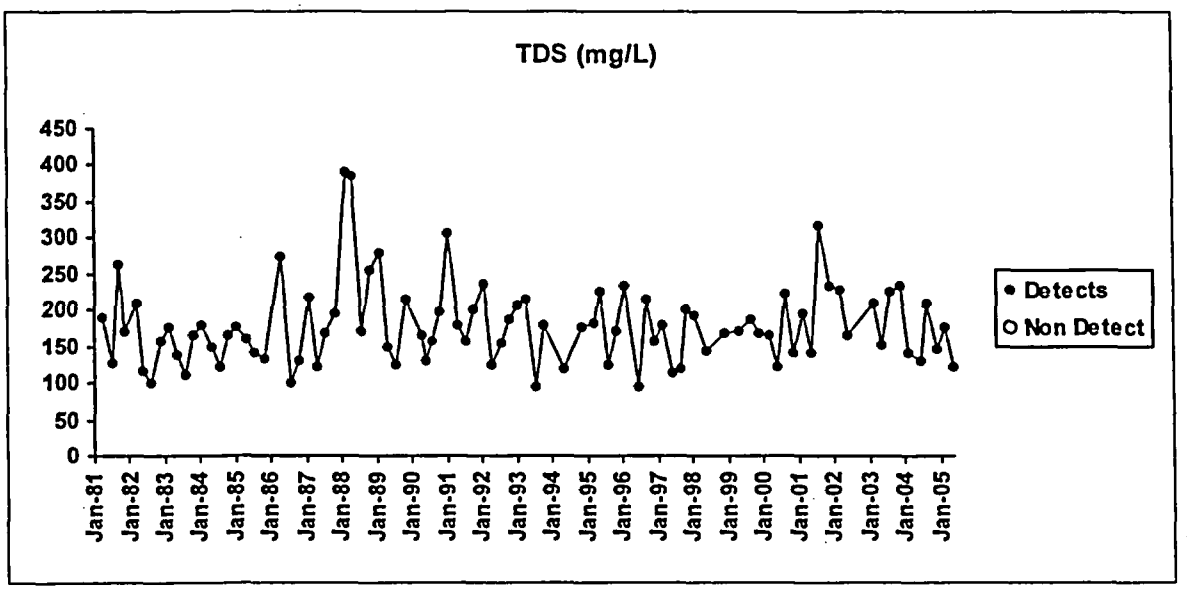

Jeffrey City S-7

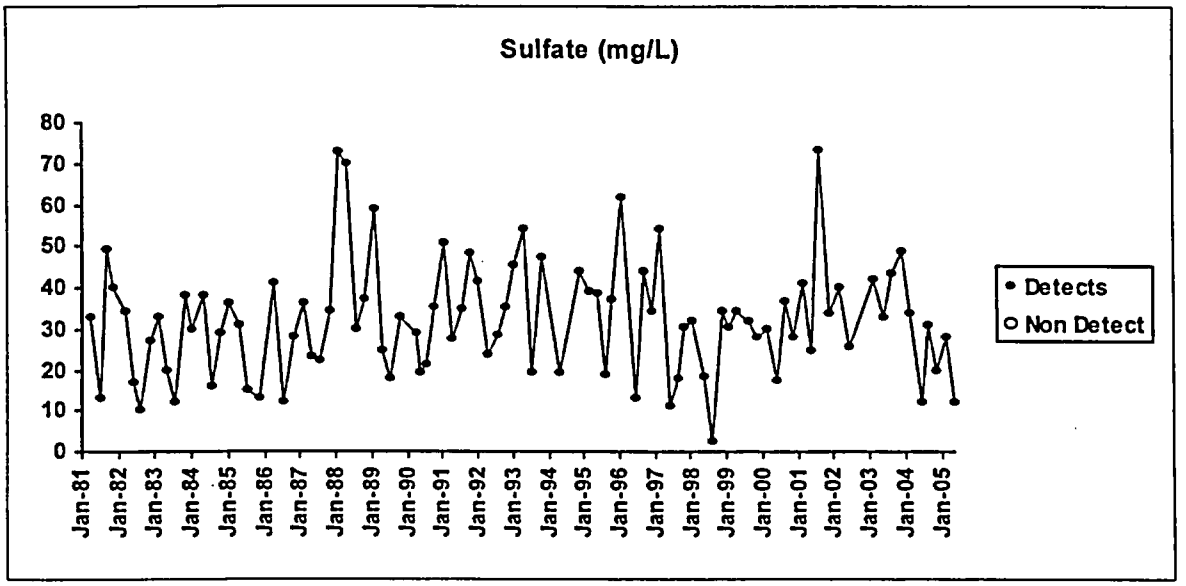

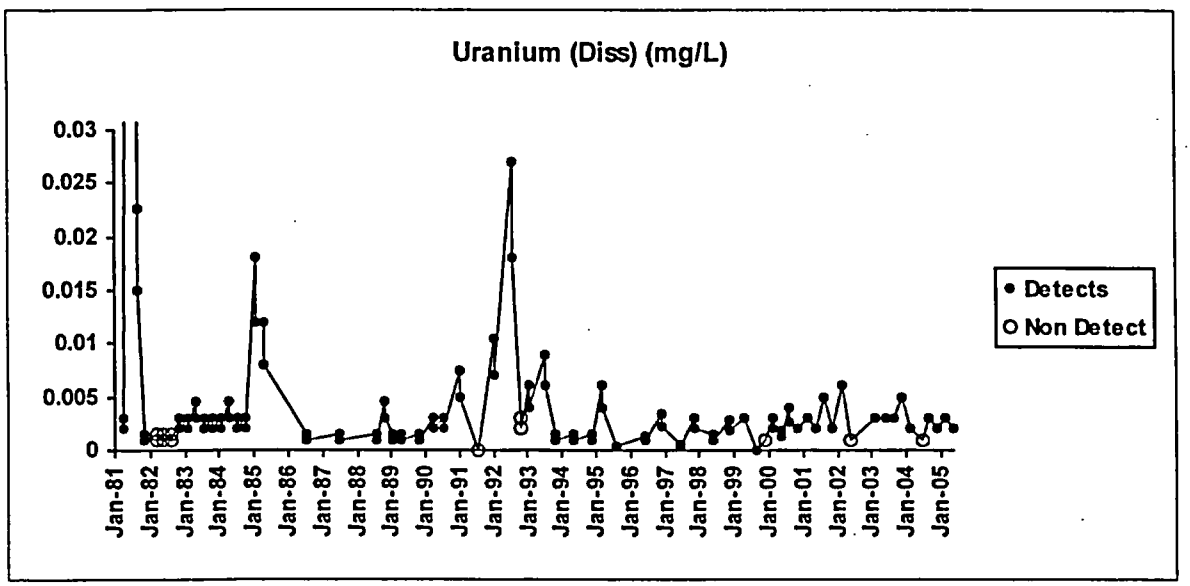

GROUNDWATER

Jeffrey City WELL-1

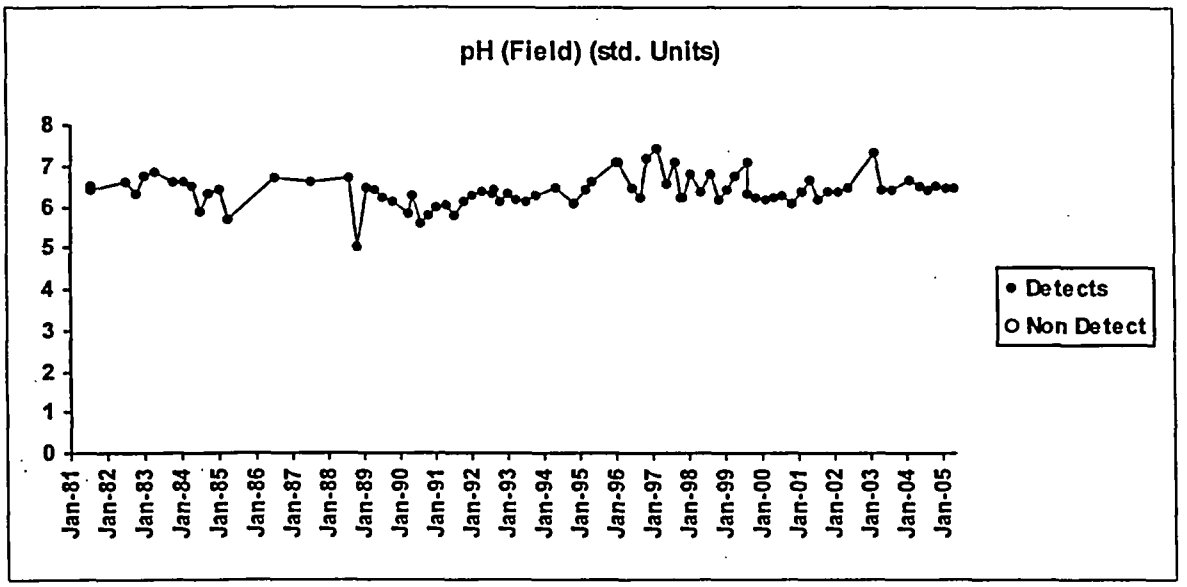

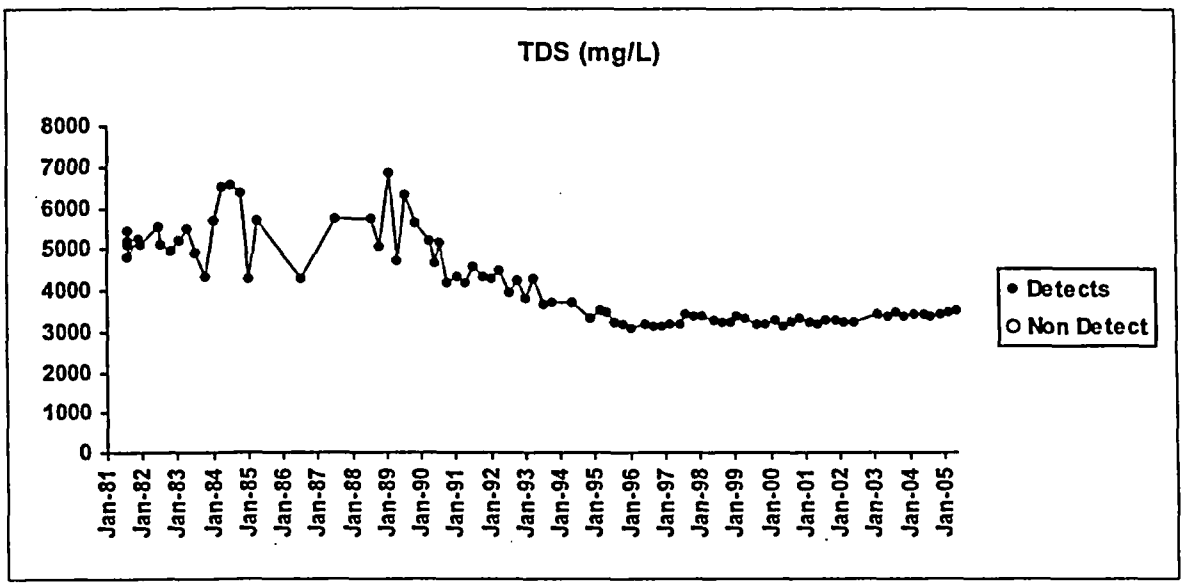

Jeffrey City WELL-1

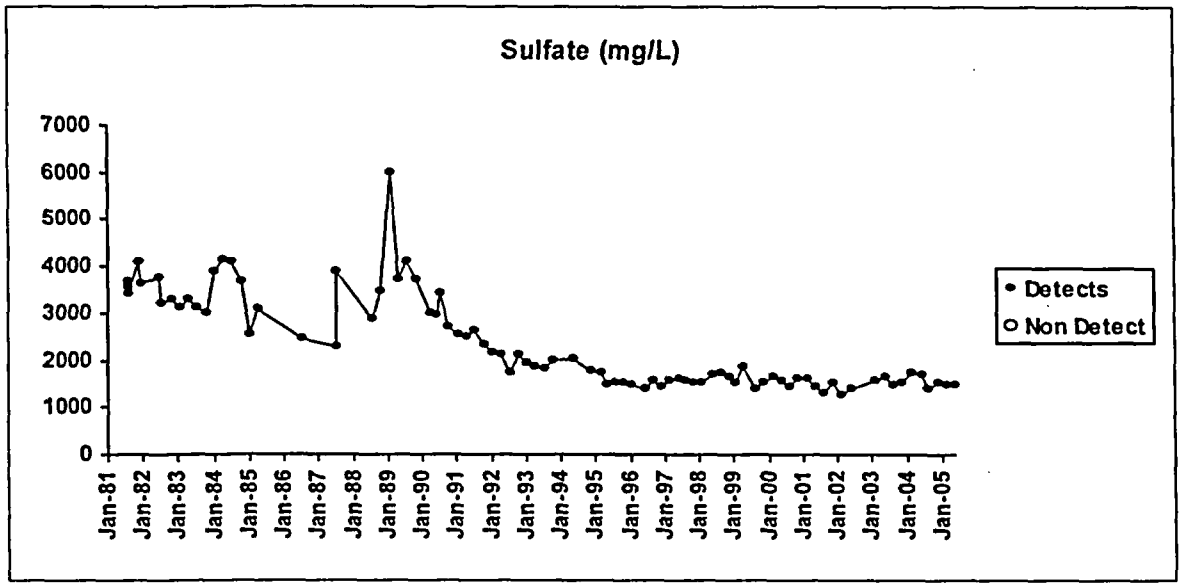

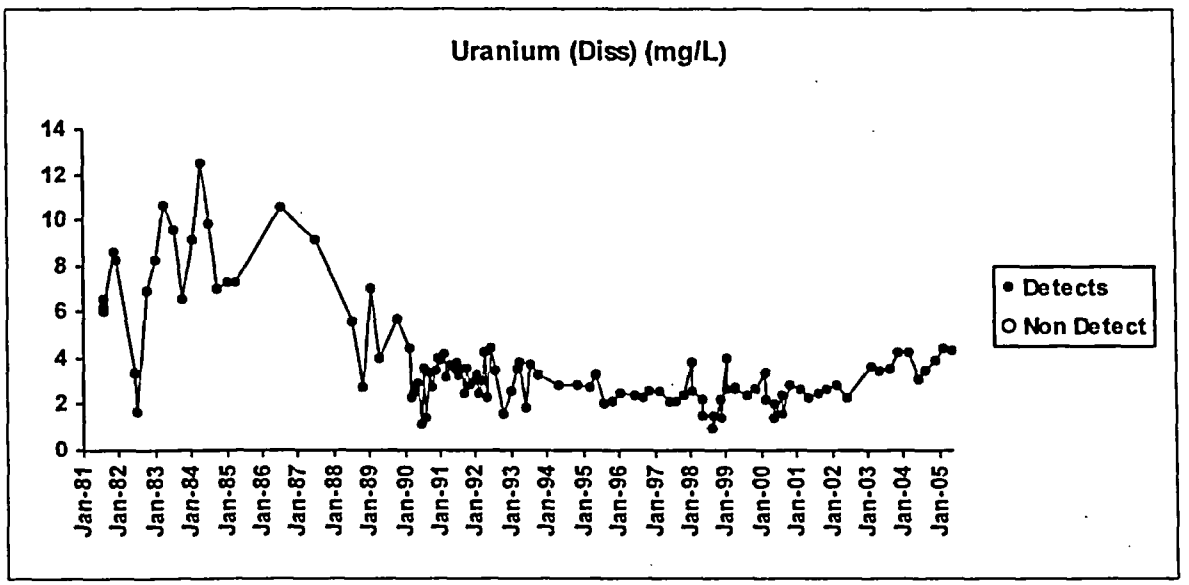

Jeffrey City WELL-2

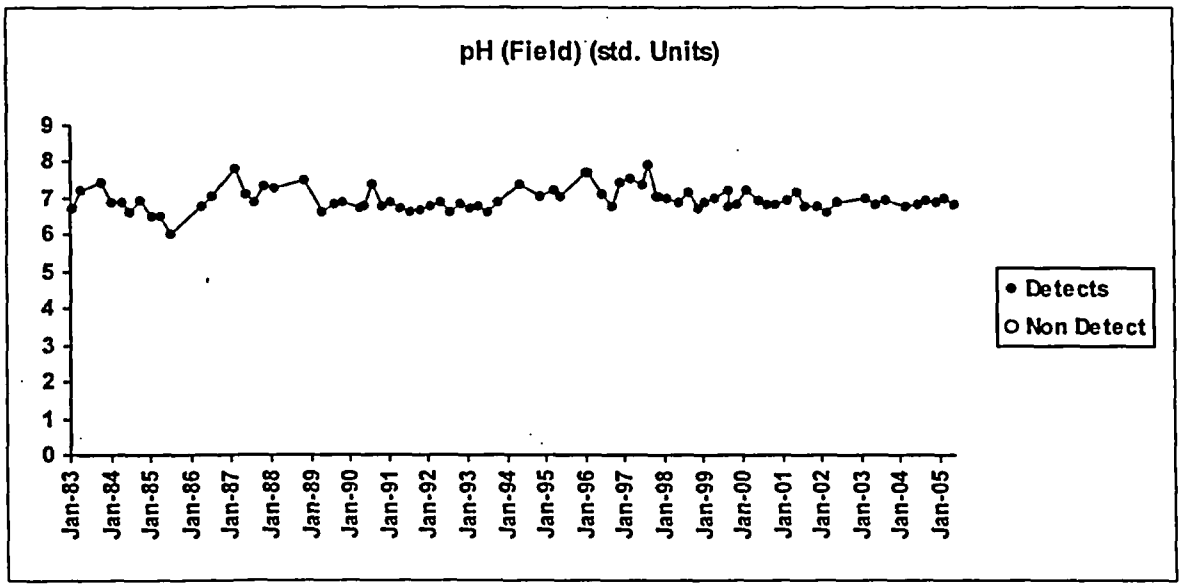

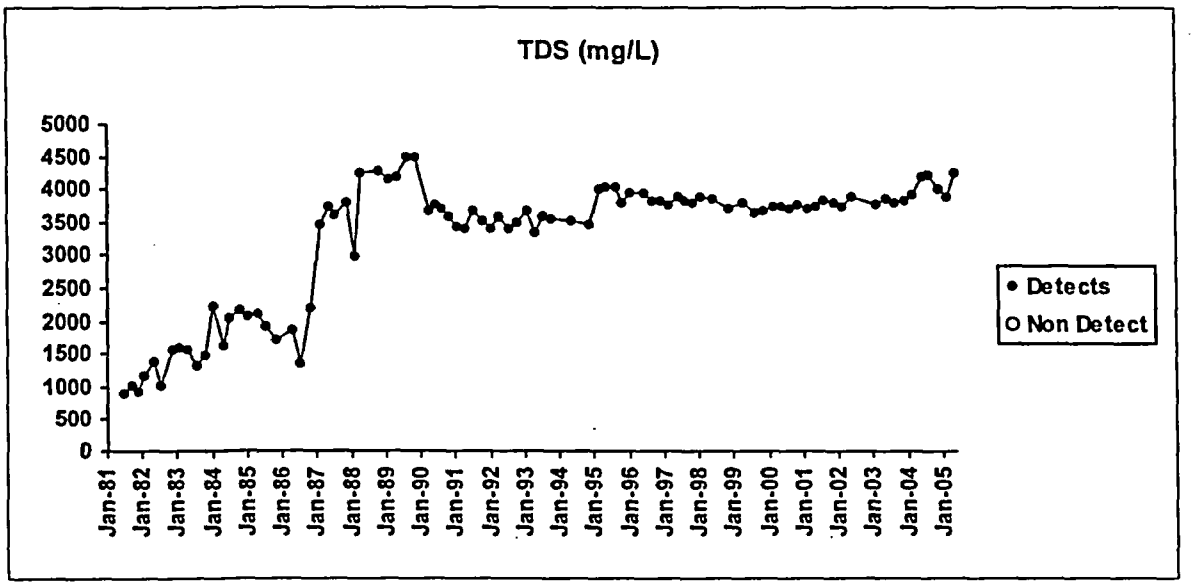

Jeffrey City WELL-2

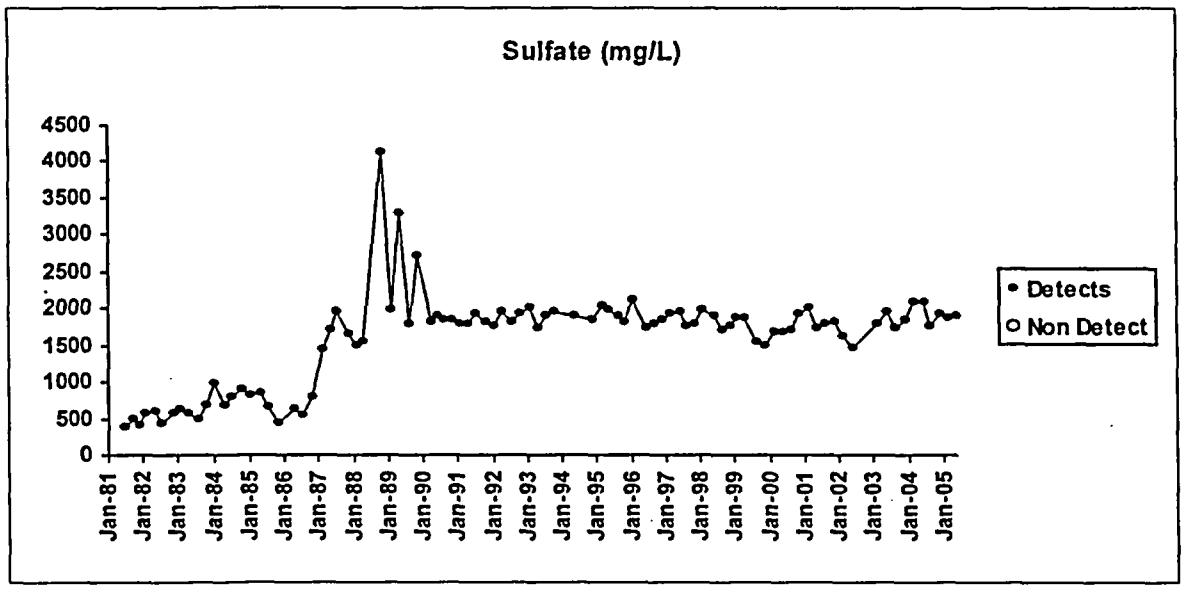

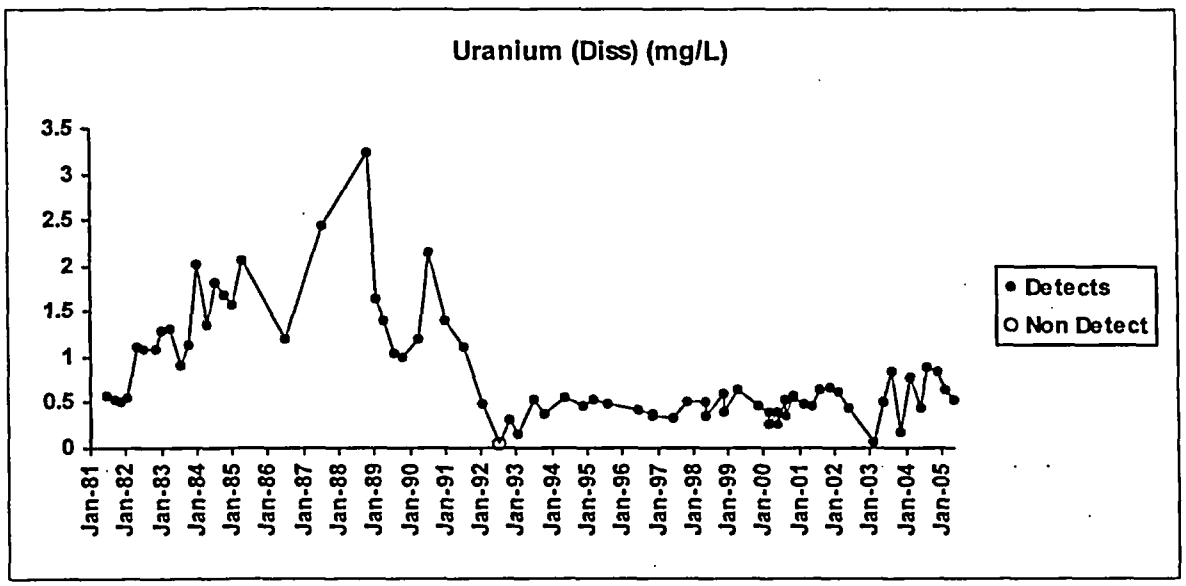

Jeffrey City WELL-3

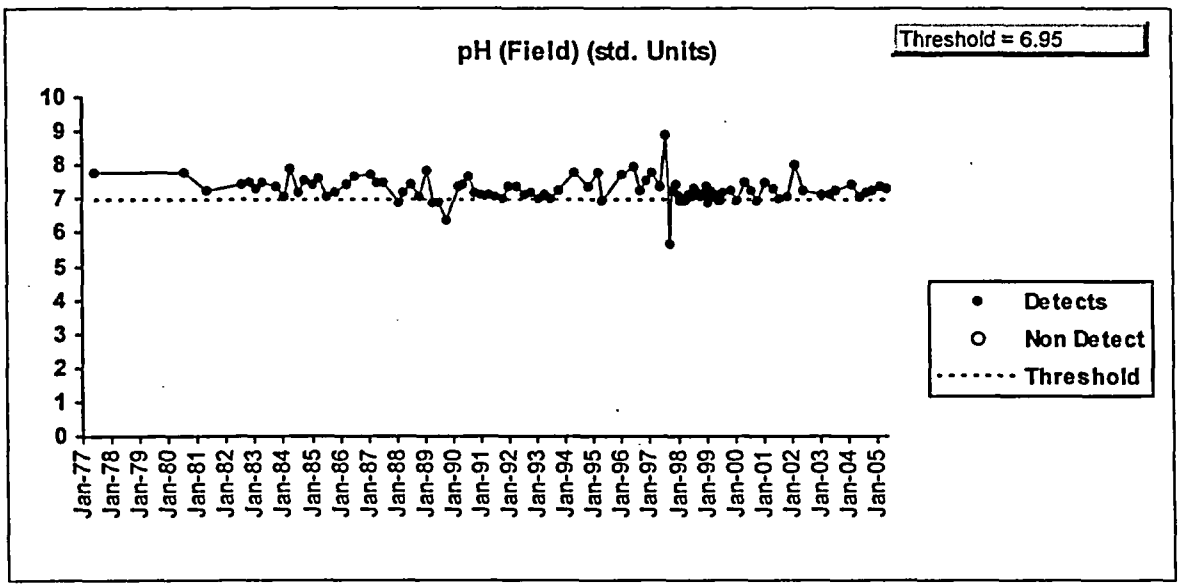

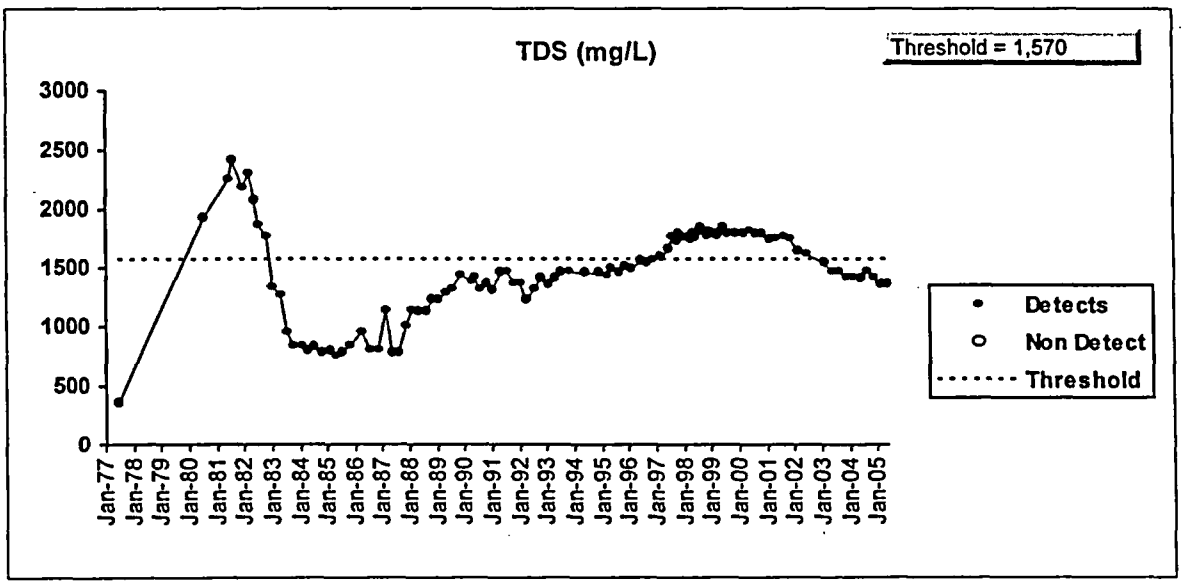

Jeffrey City WELL-3

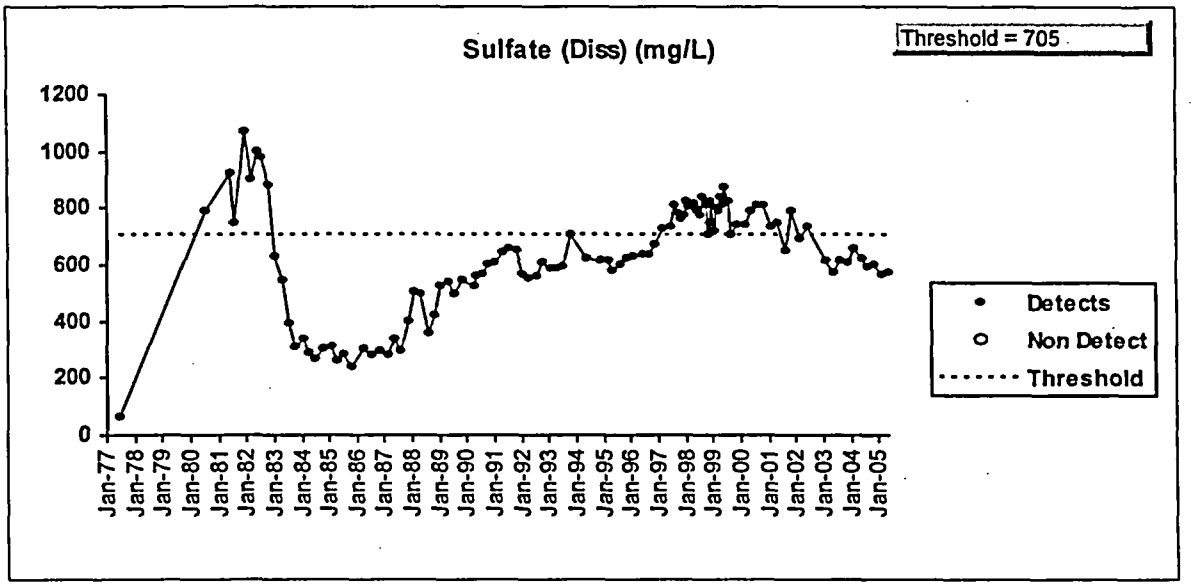

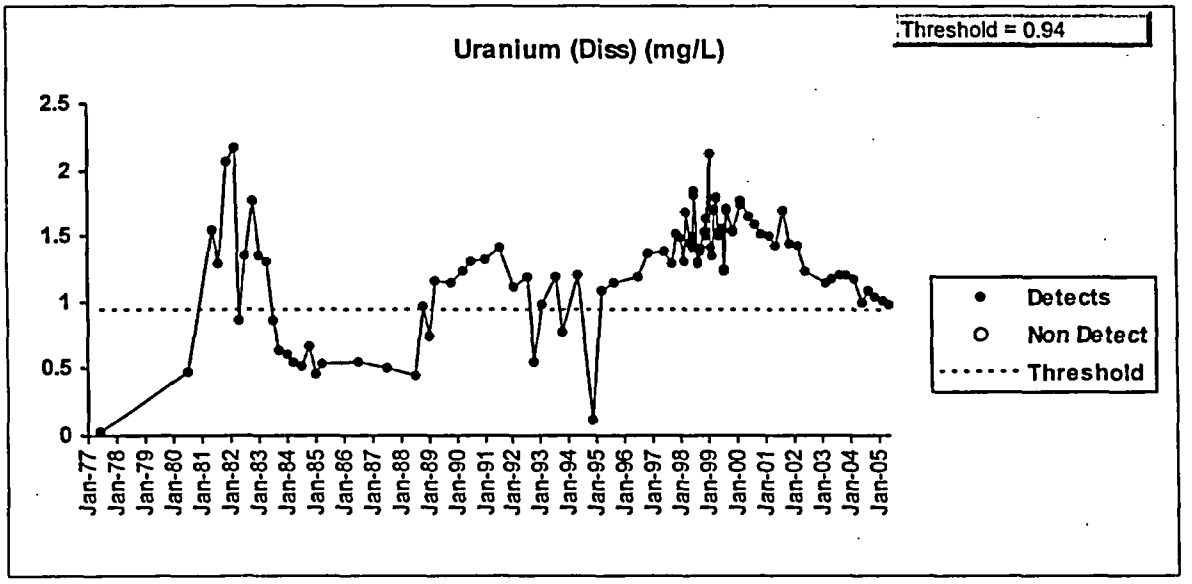

Jeffrey City WELL-4E

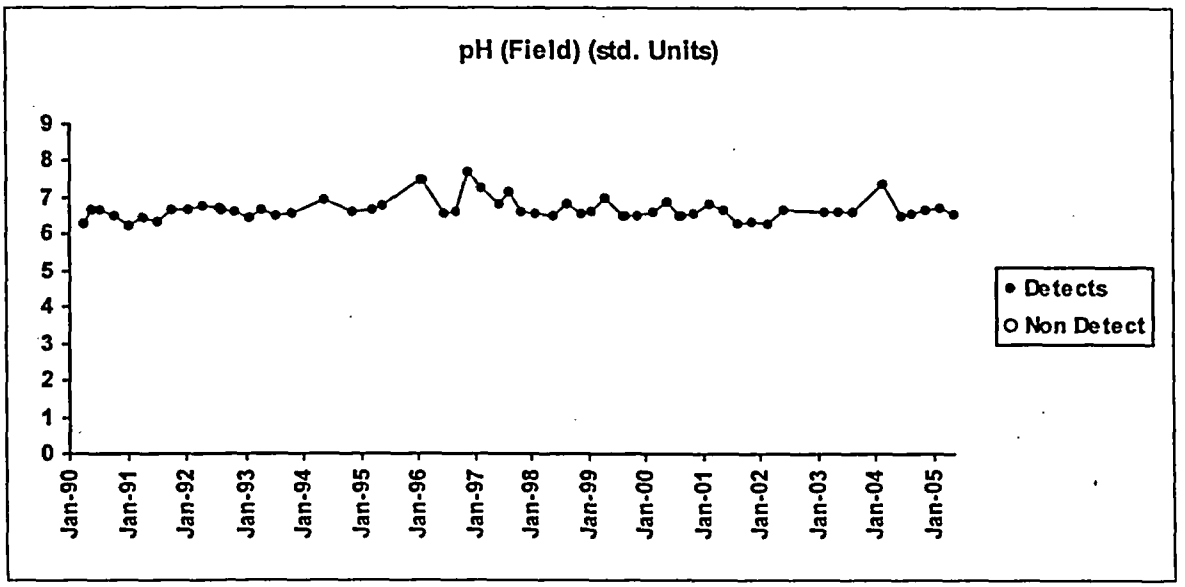

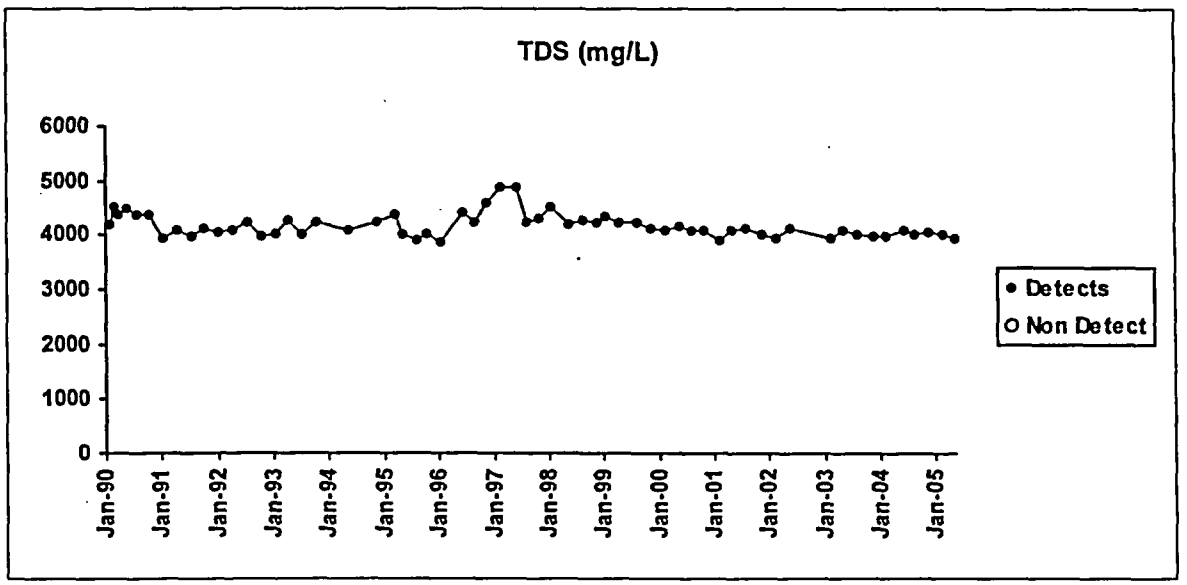

Jeffrey City WELL-4E

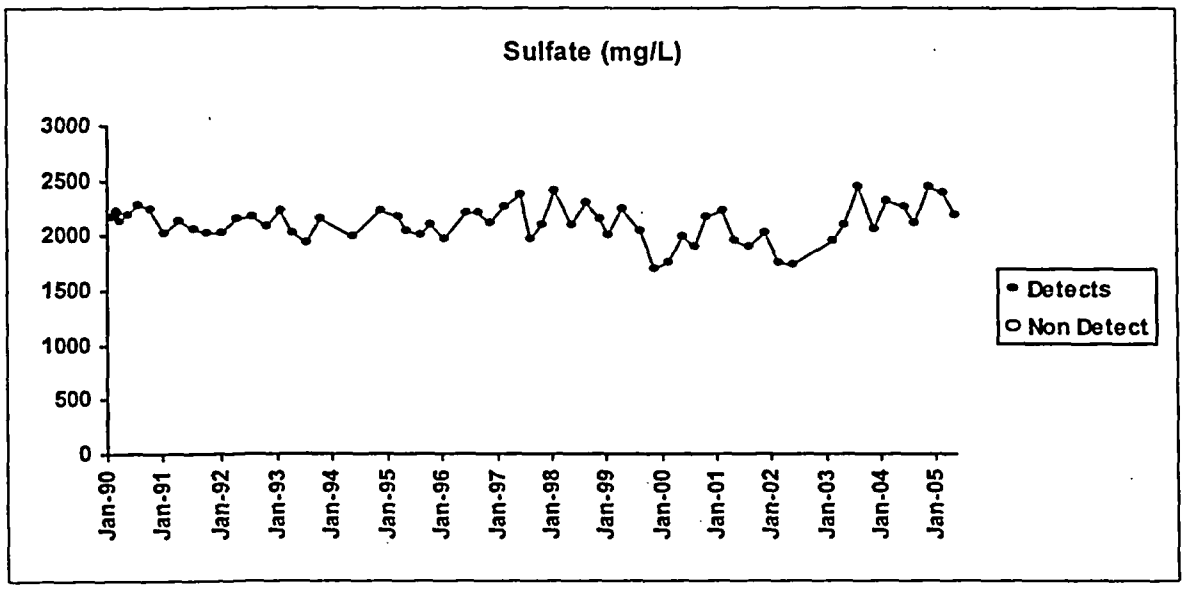

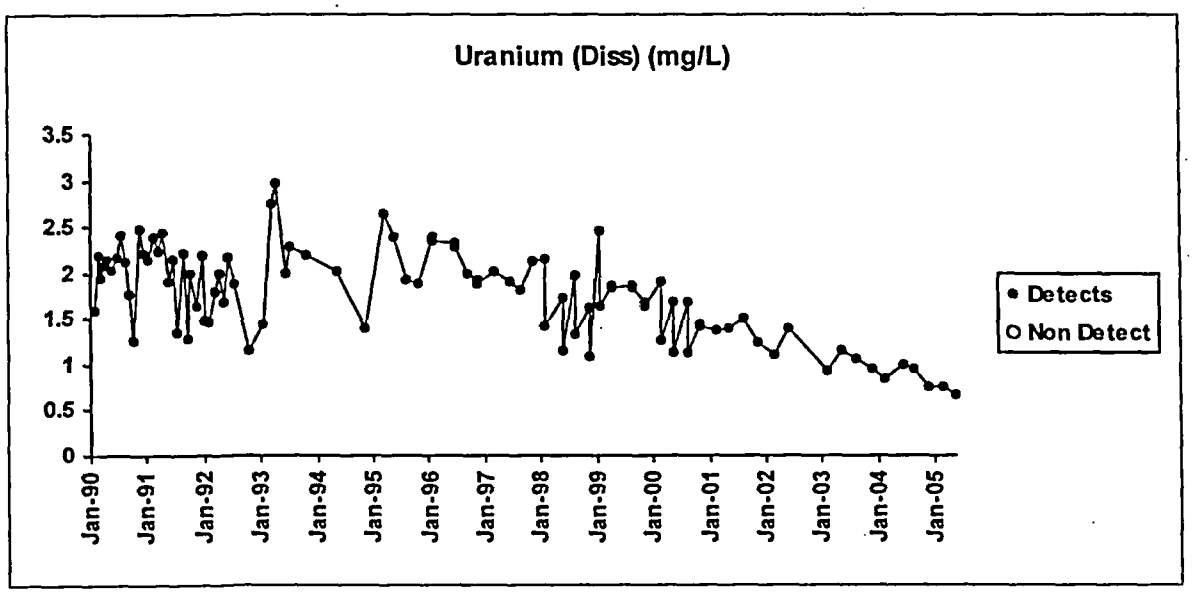

Jeffrey City WELL-4R

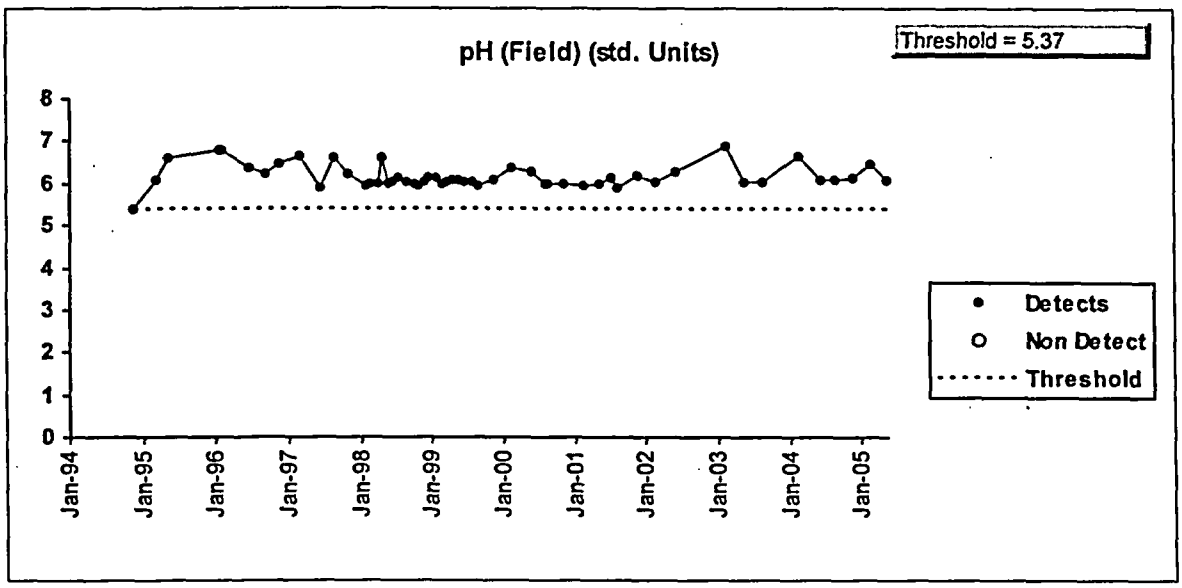

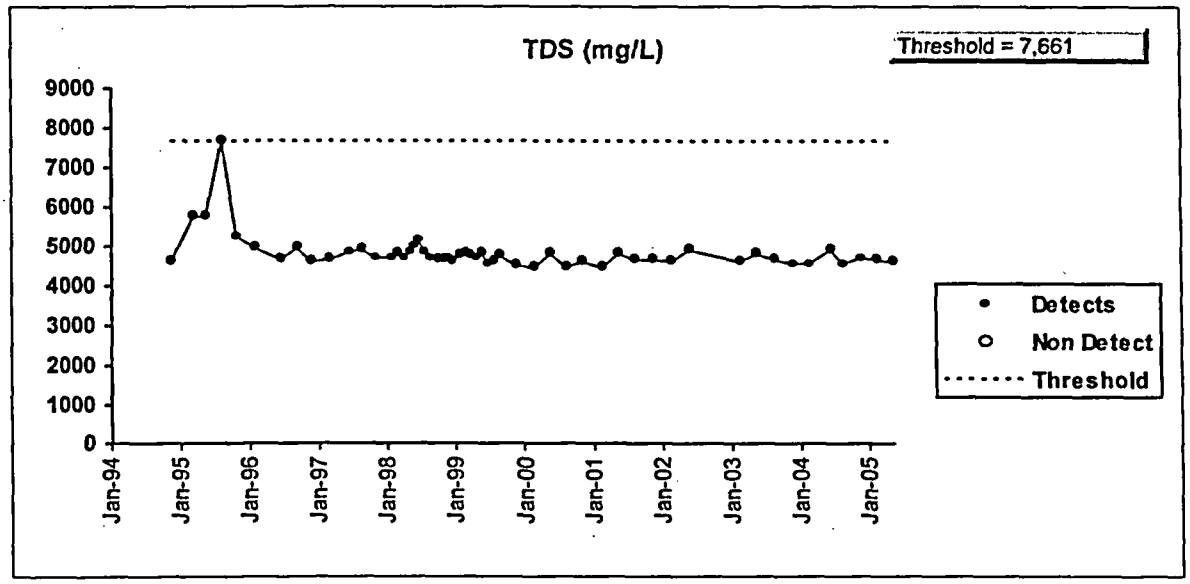

Jeffrey City WELL-4R

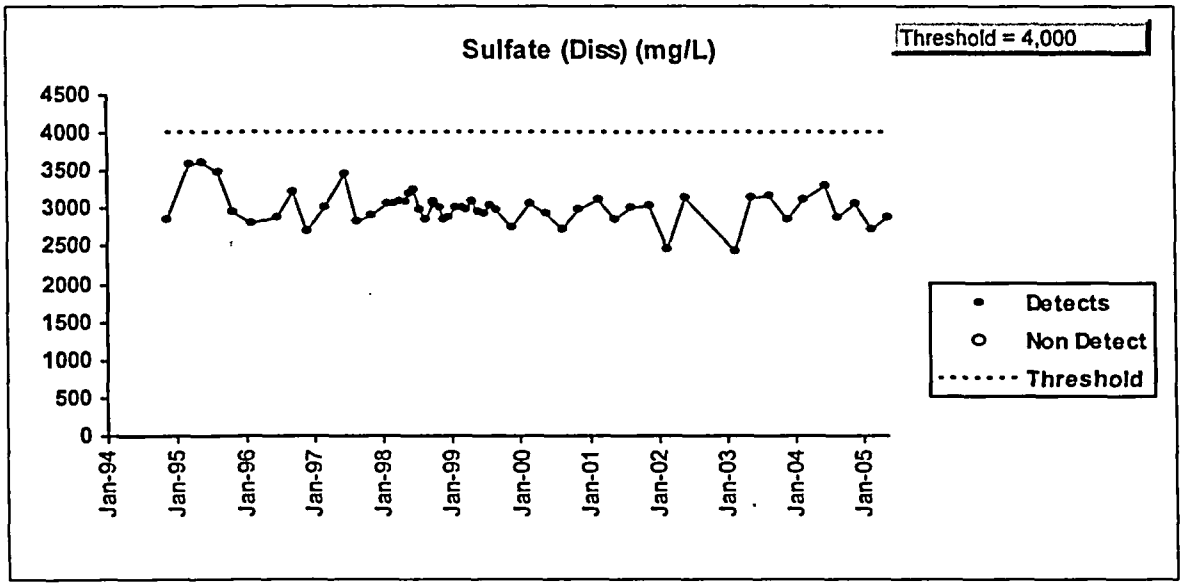

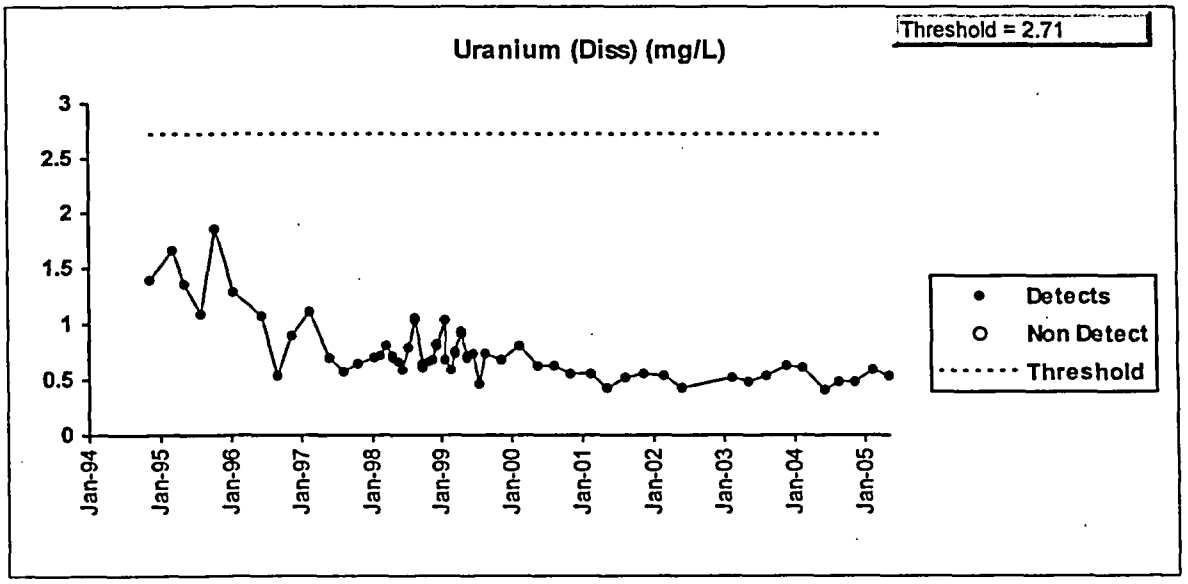

Jeffrey City WELL-5

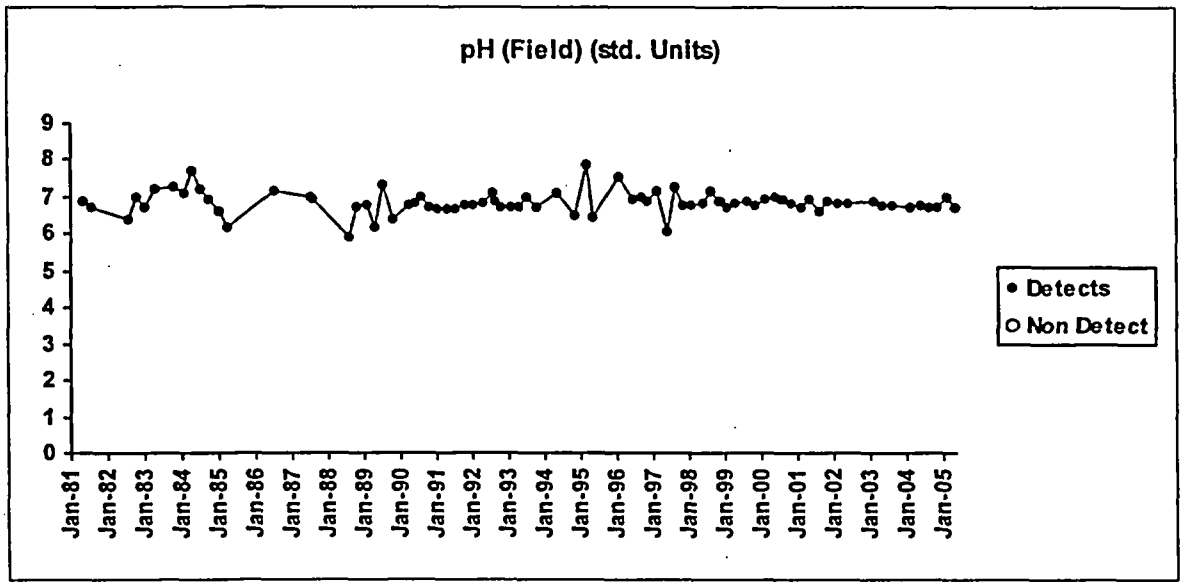

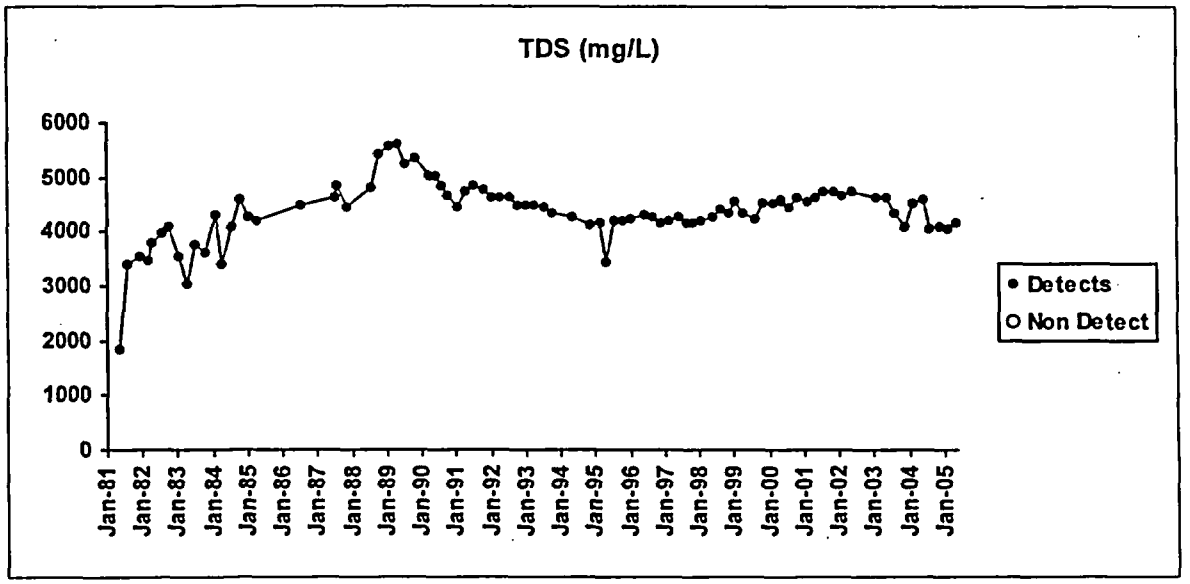

Jeffrey City WELL-5

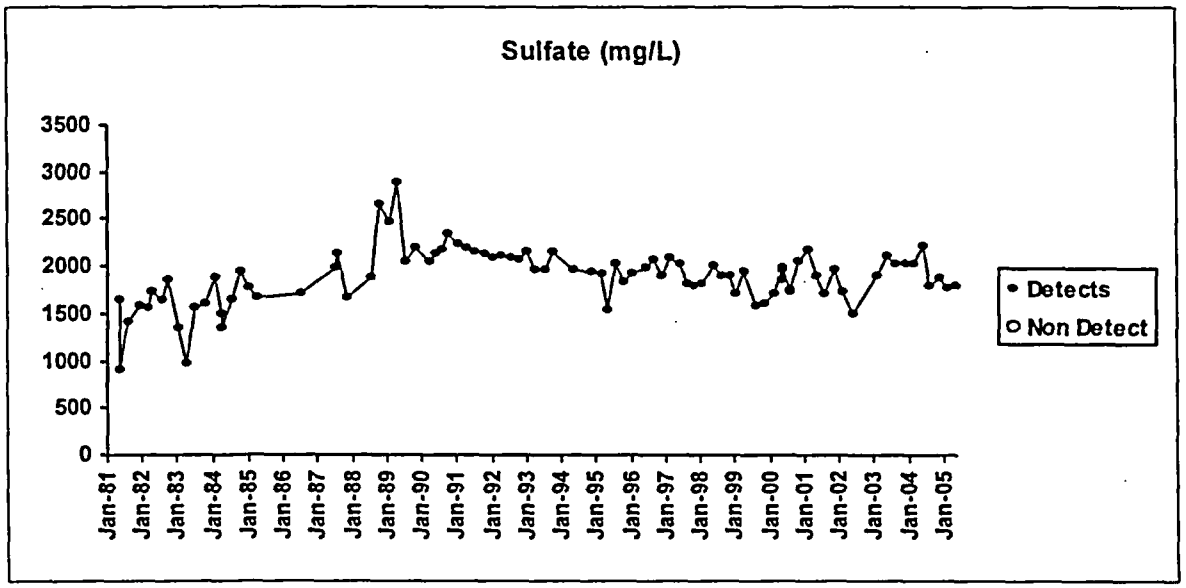

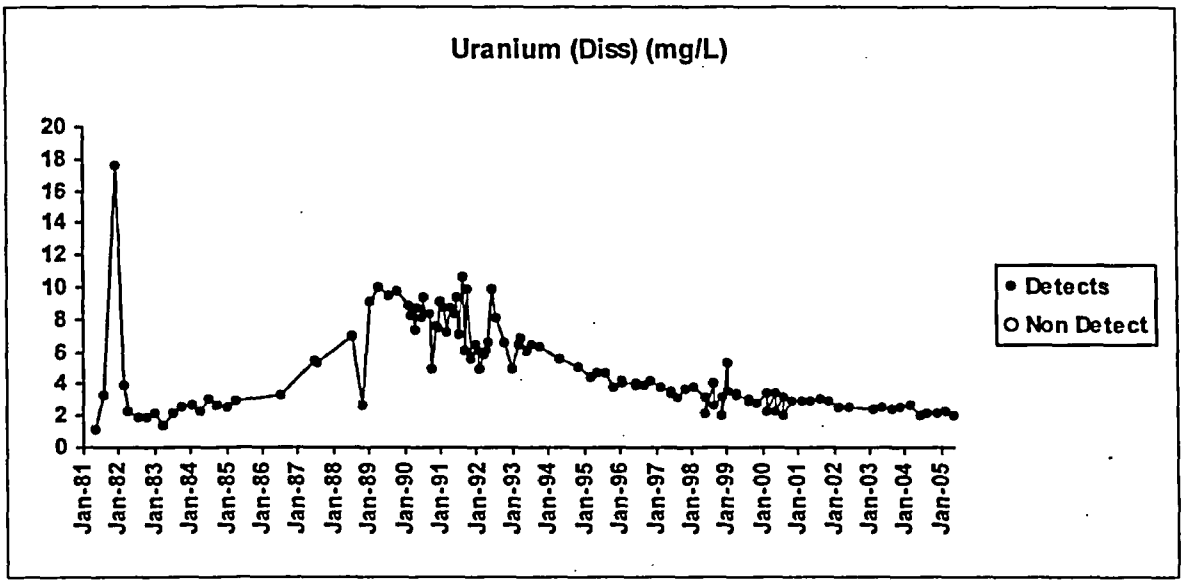

Jeffrey City WELL-5E

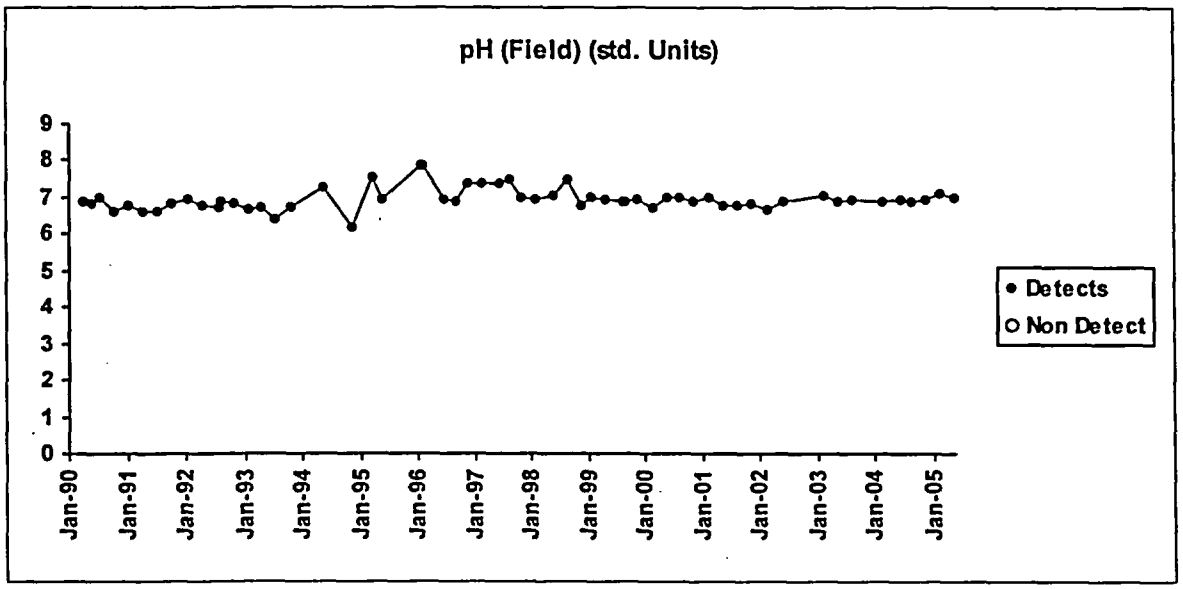

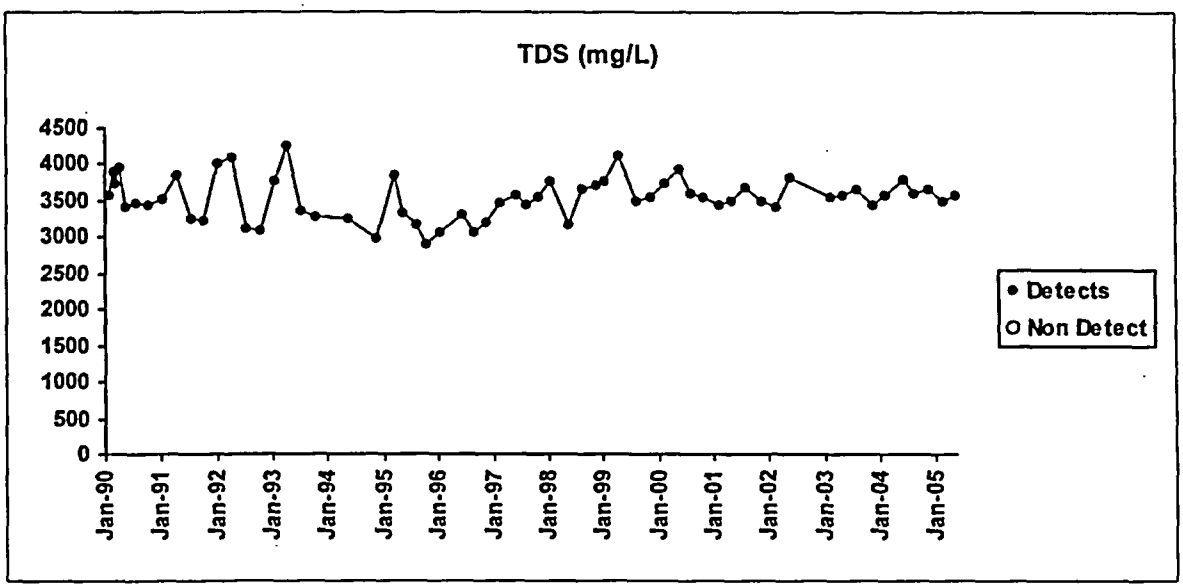

Jeffrey City WELL-5E

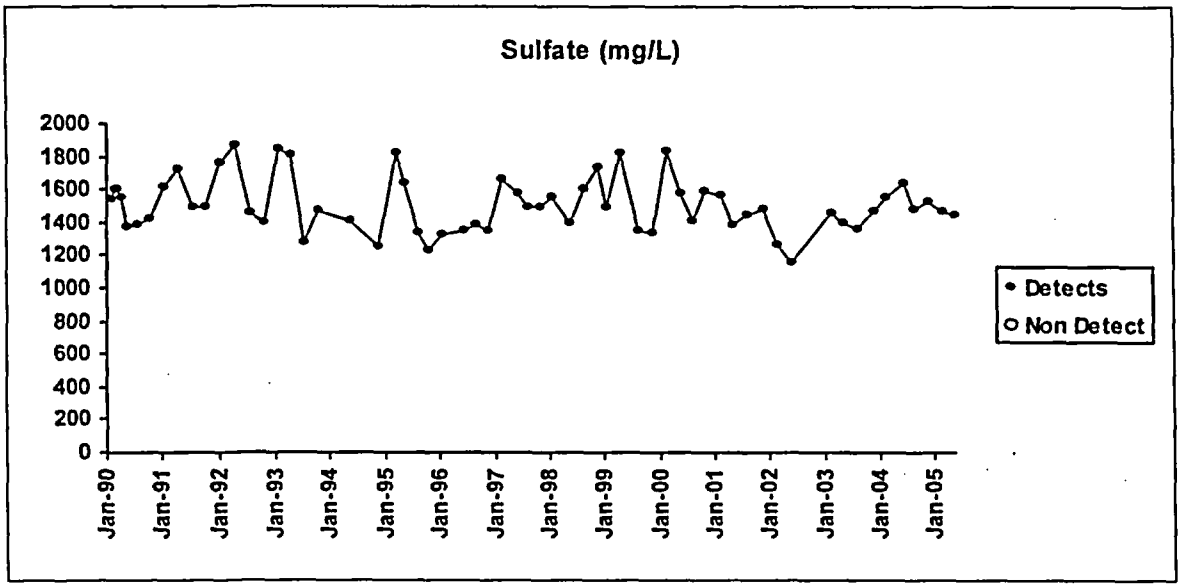

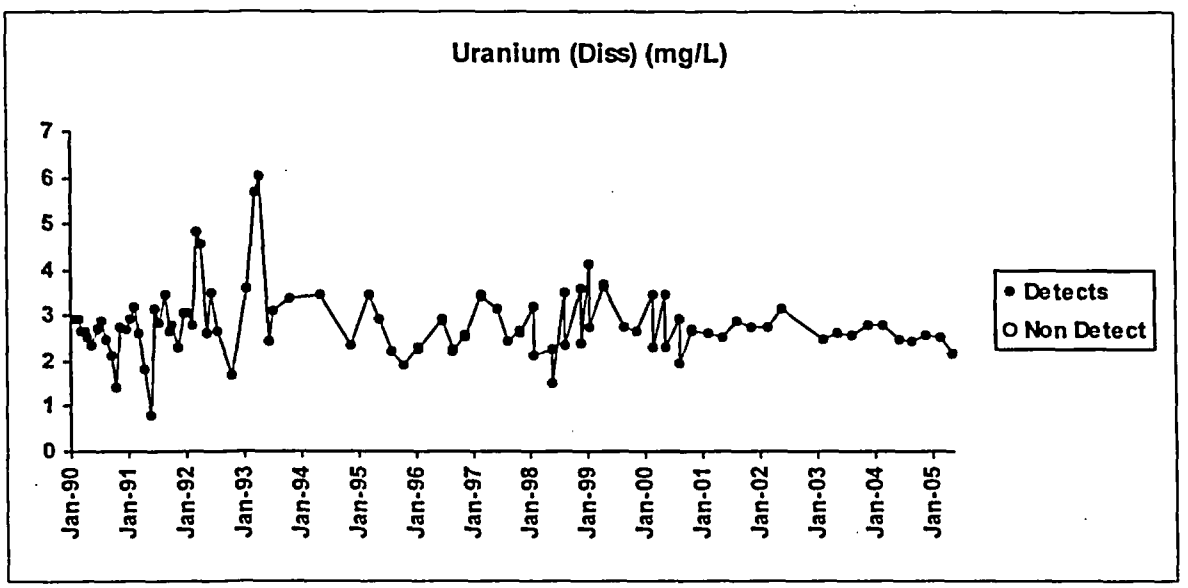

Jeffrey City WELL-7

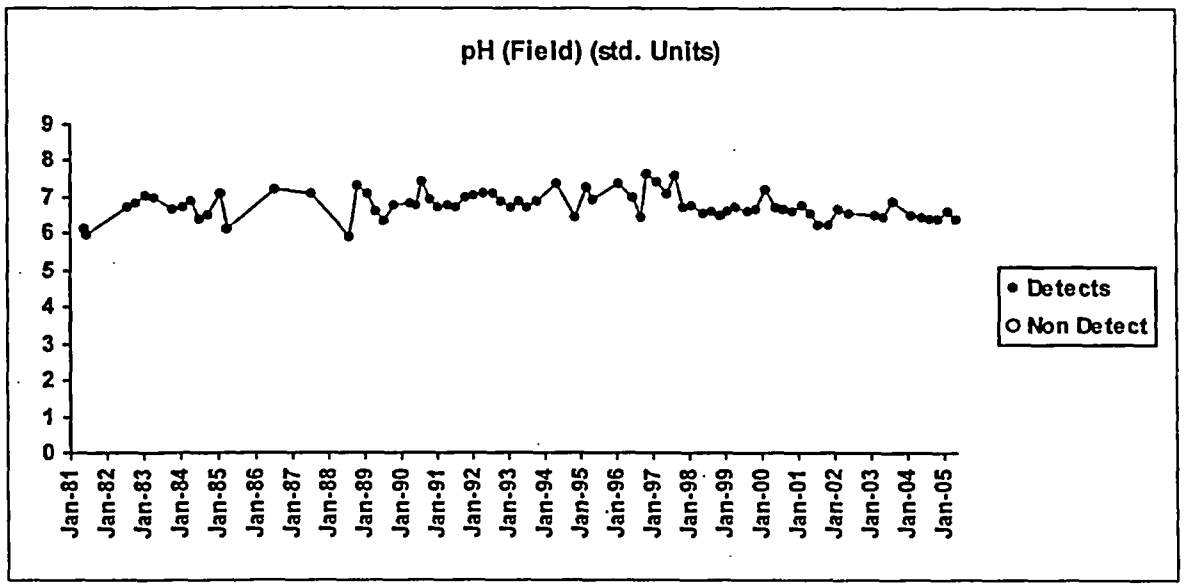

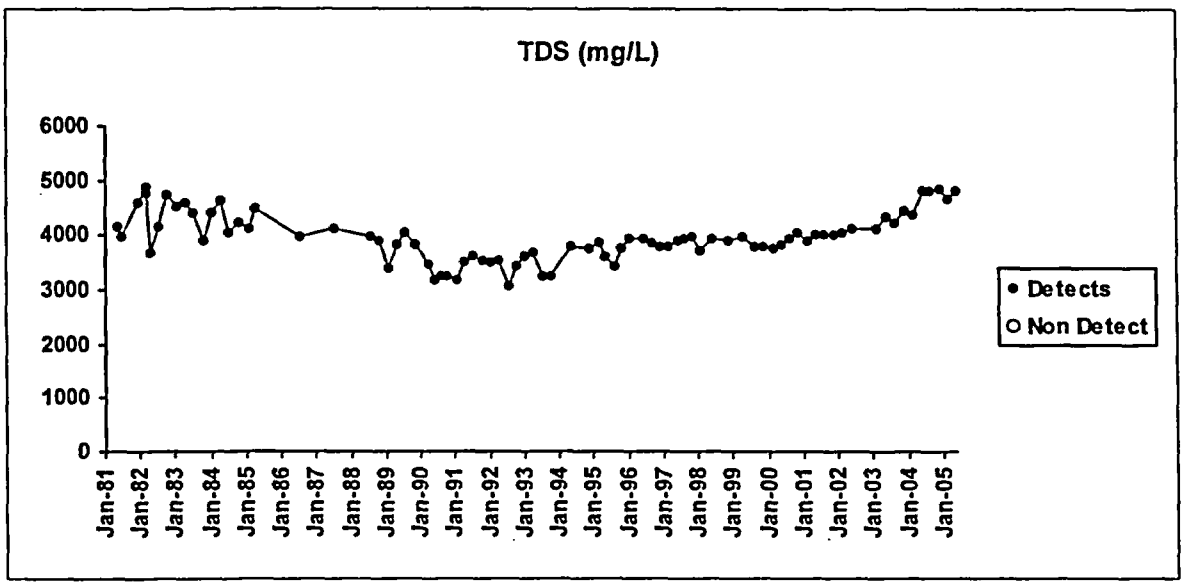

Jeffrey City WELL-7

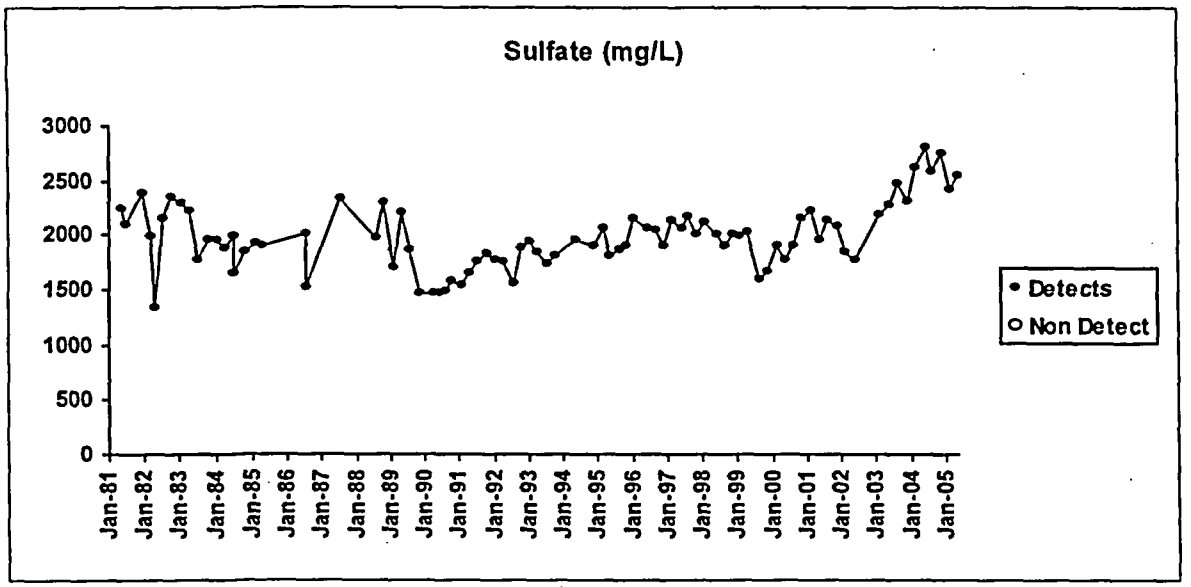

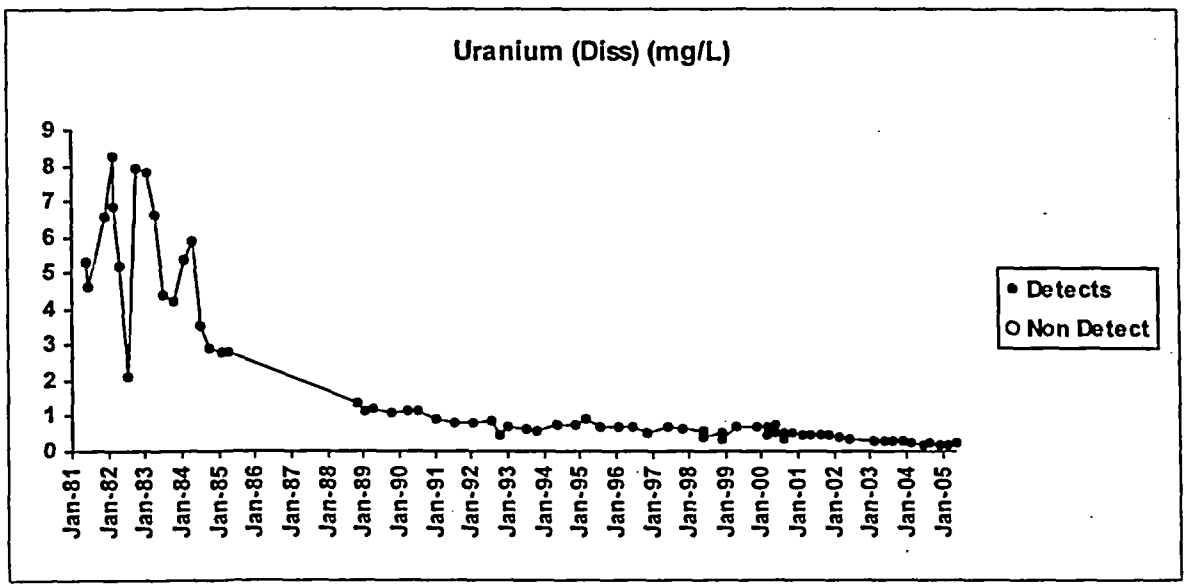

Jeffrey City WN-15

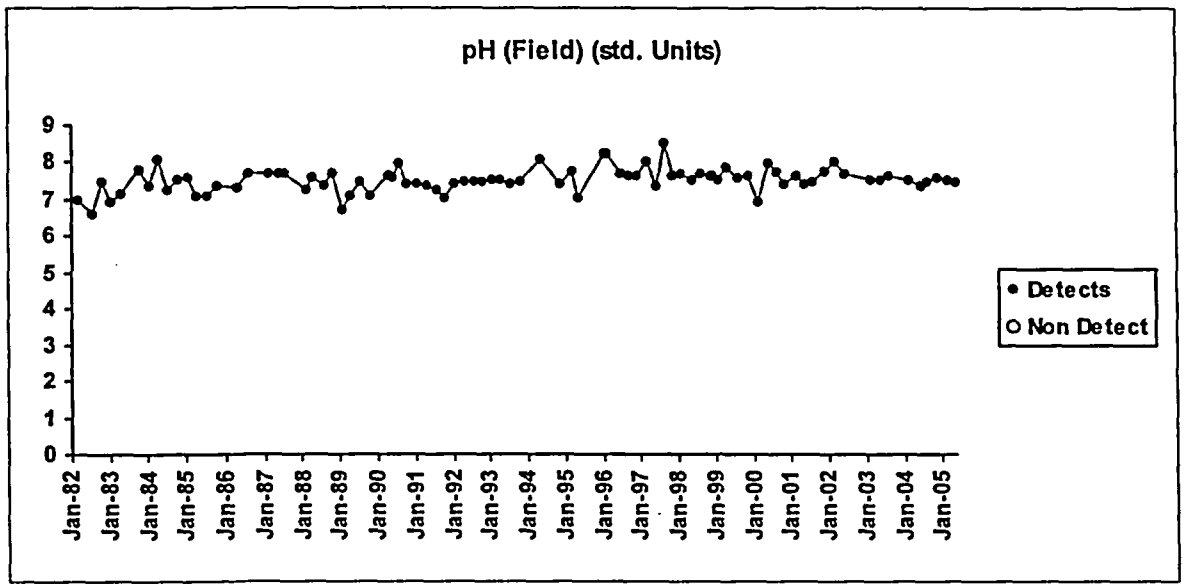

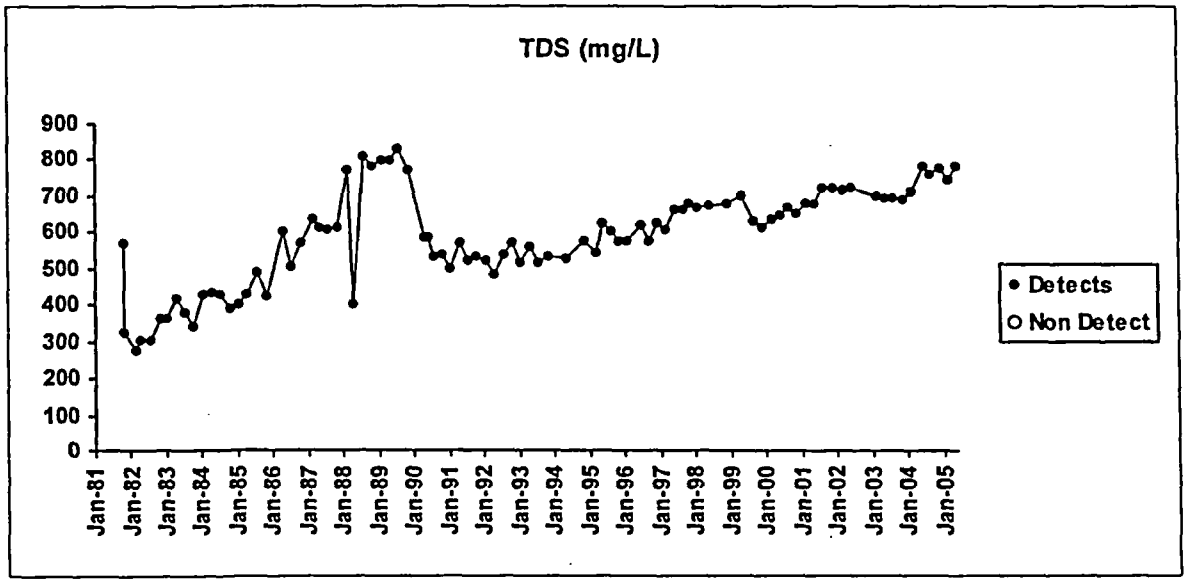

Jeffrey City WN-15

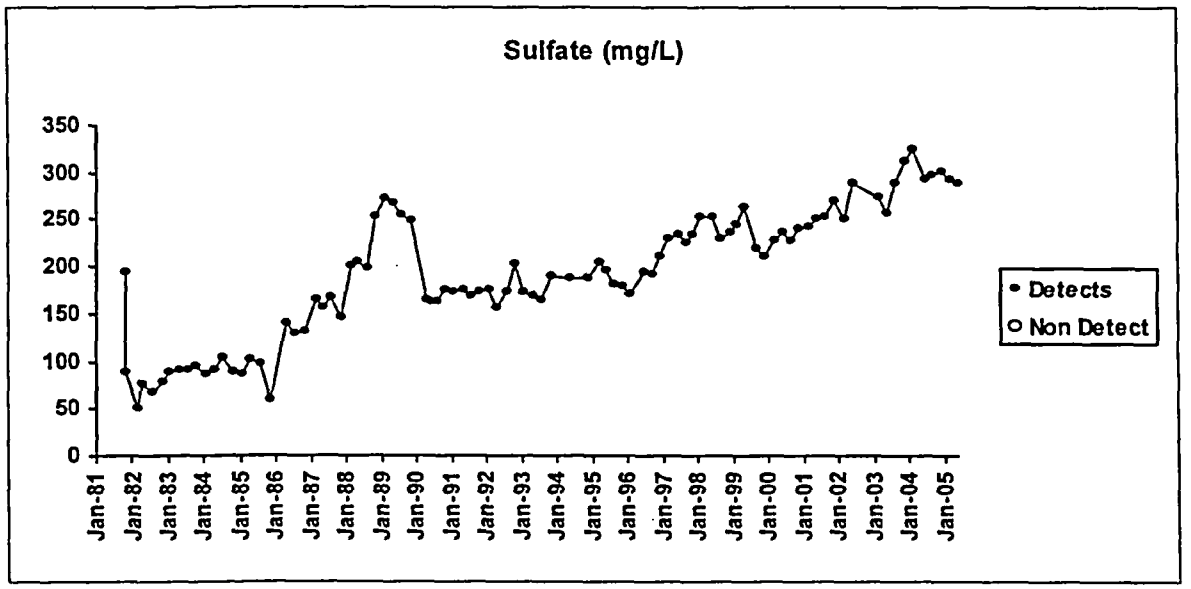

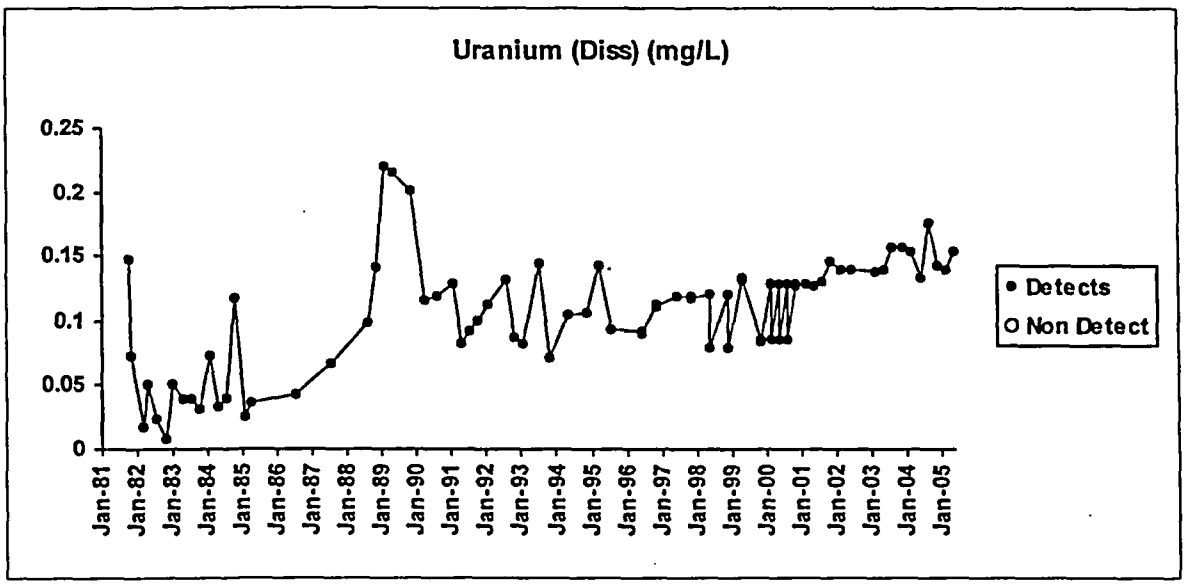

Jeffrey City WN-16

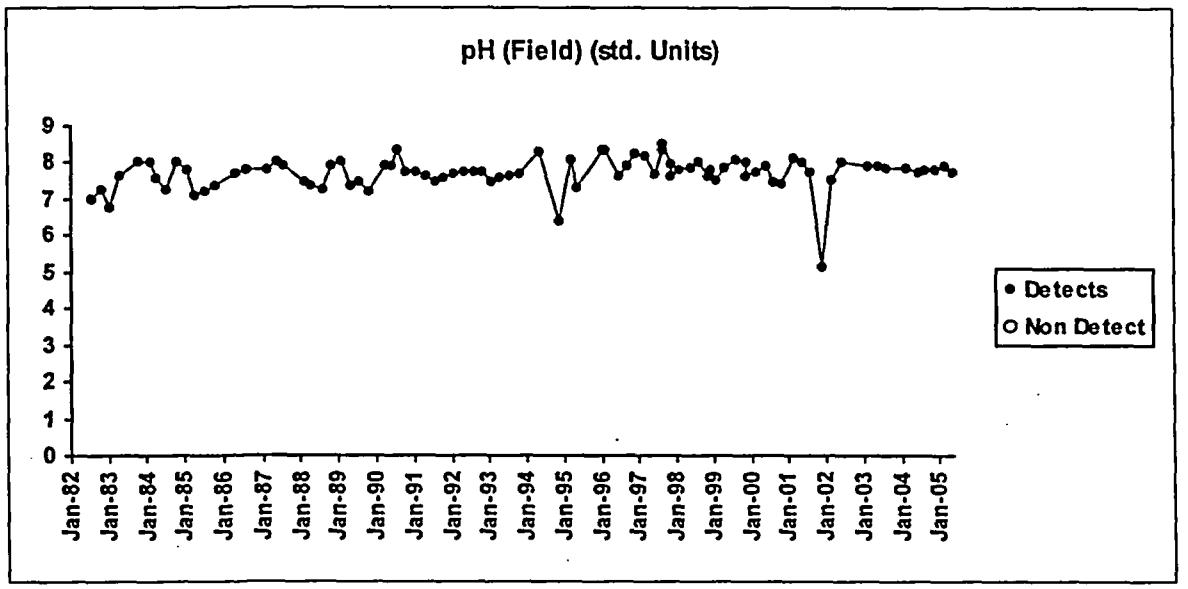

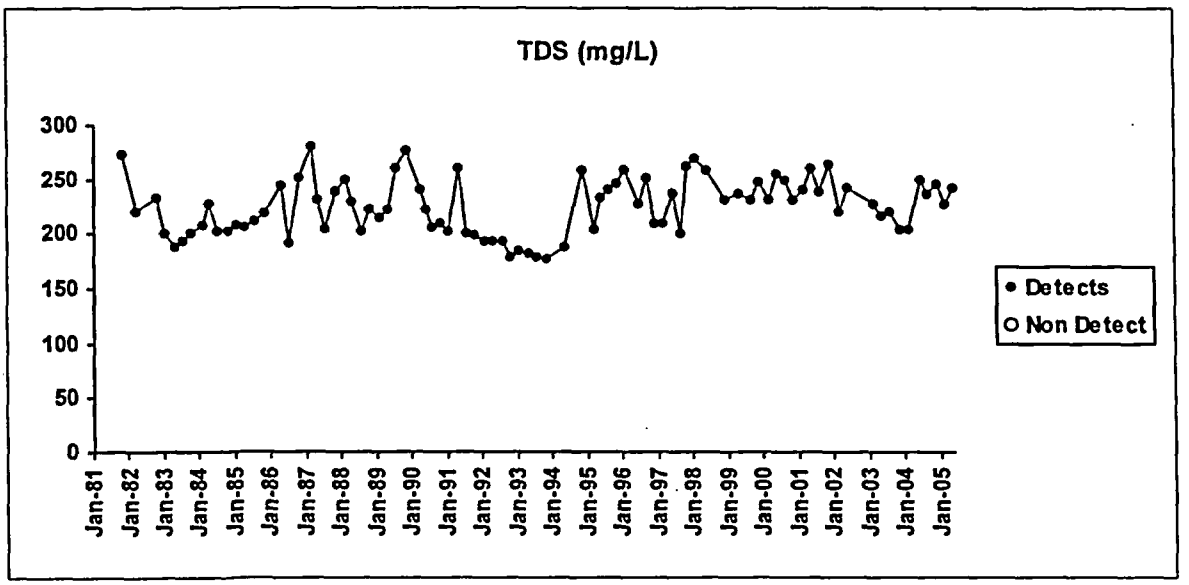

Jeffrey City WN-16

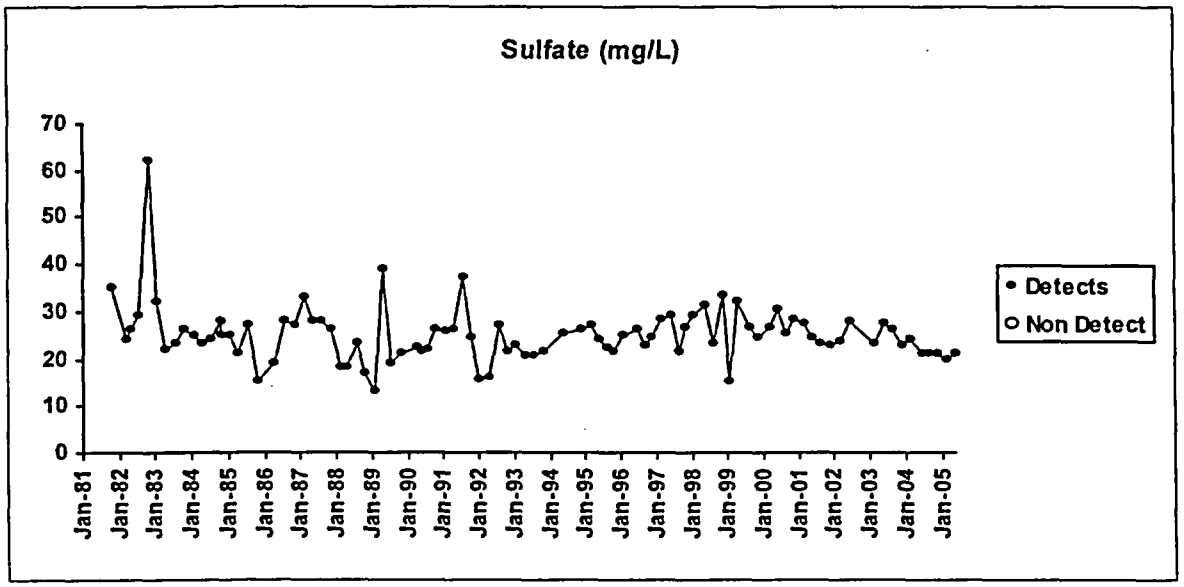

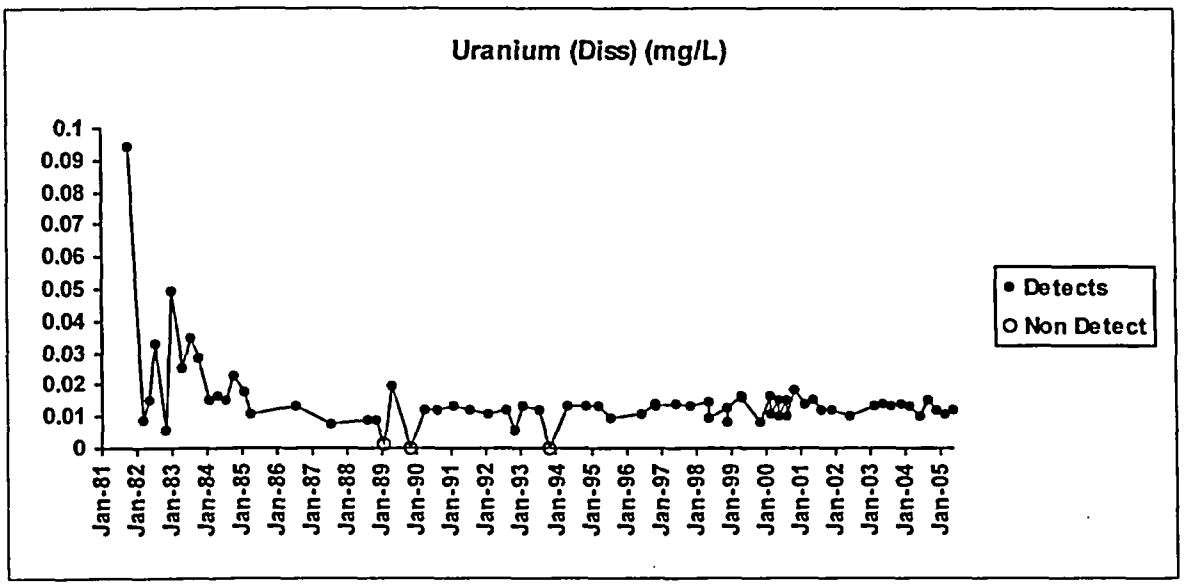

Jeffrey City WN-17

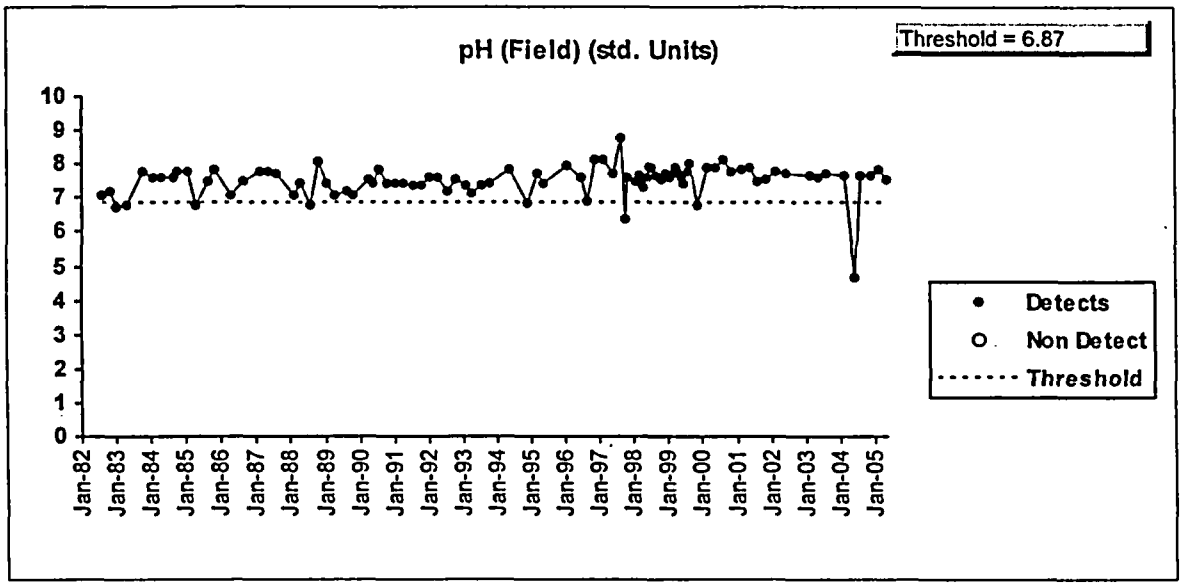

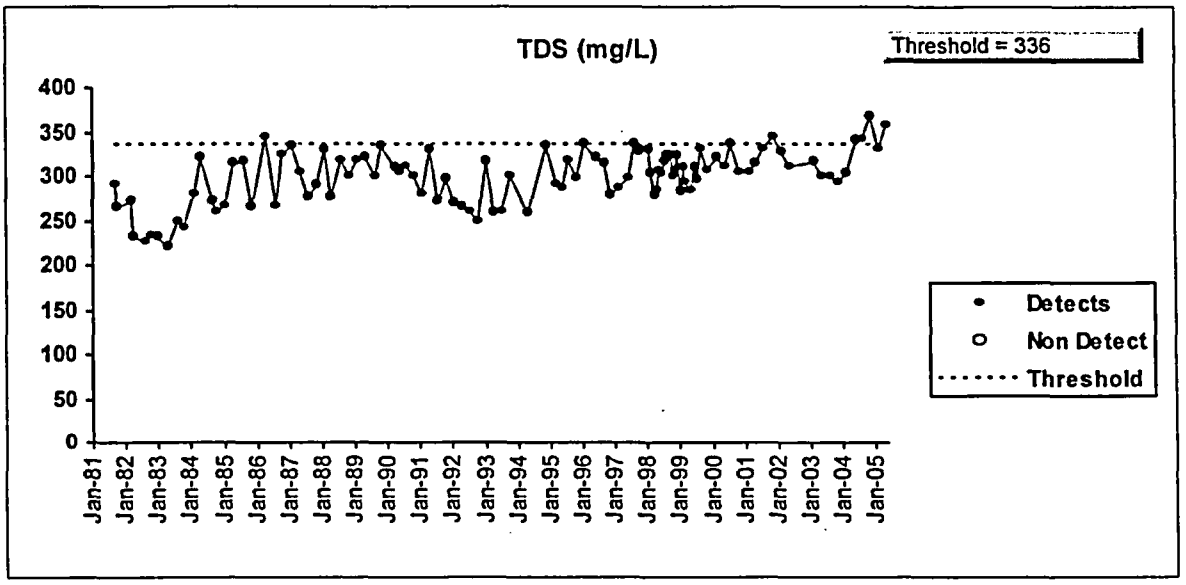

Jeffrey City WN-17

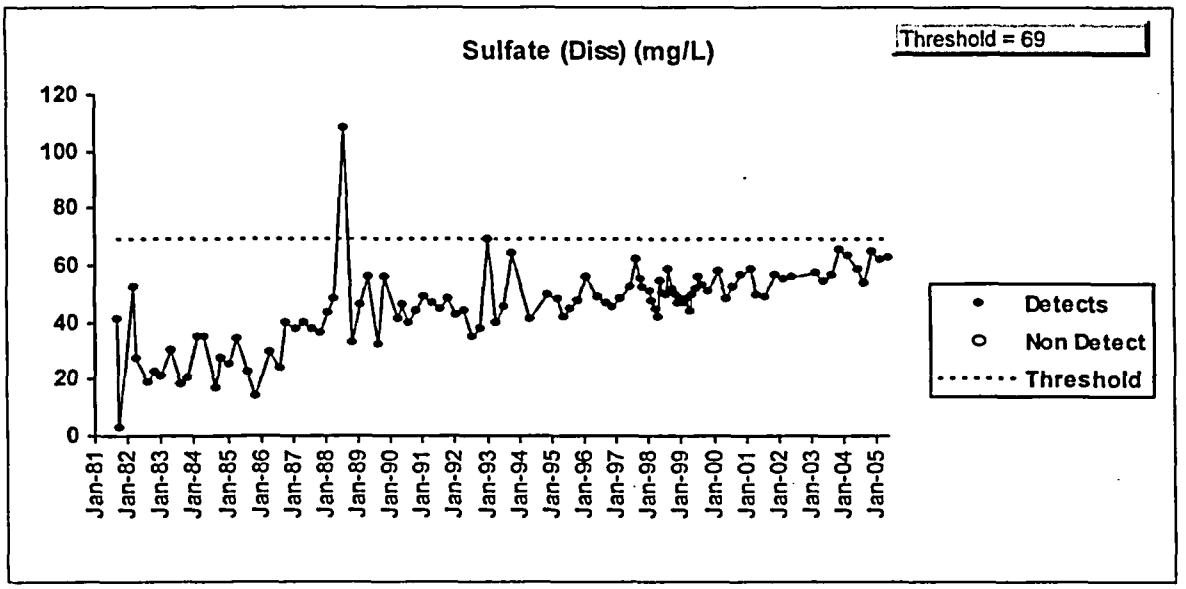

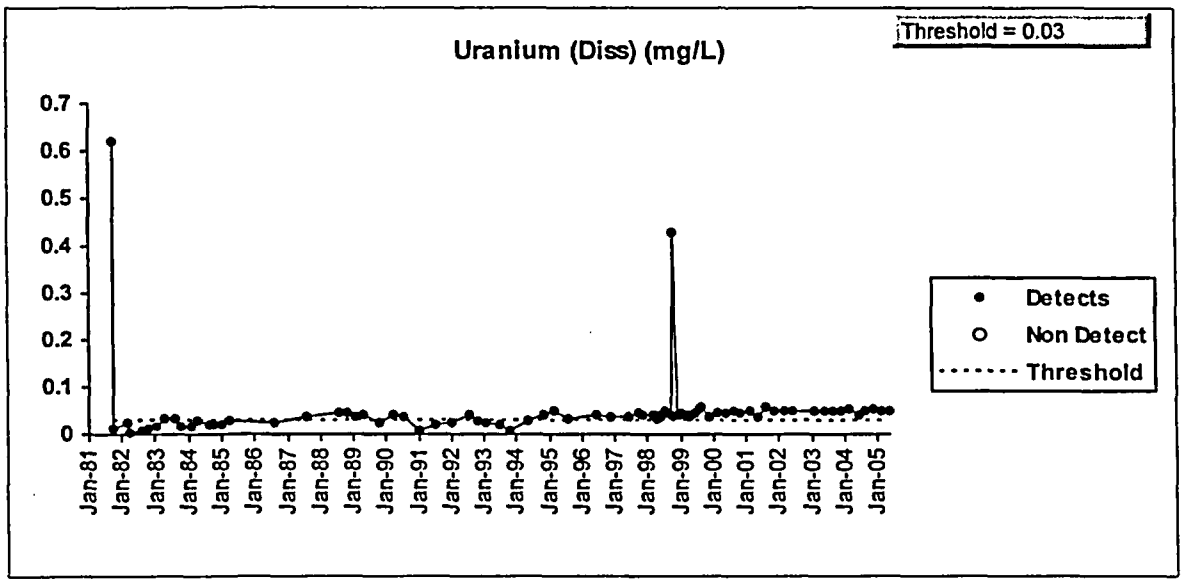

Jeffrey City WN-18

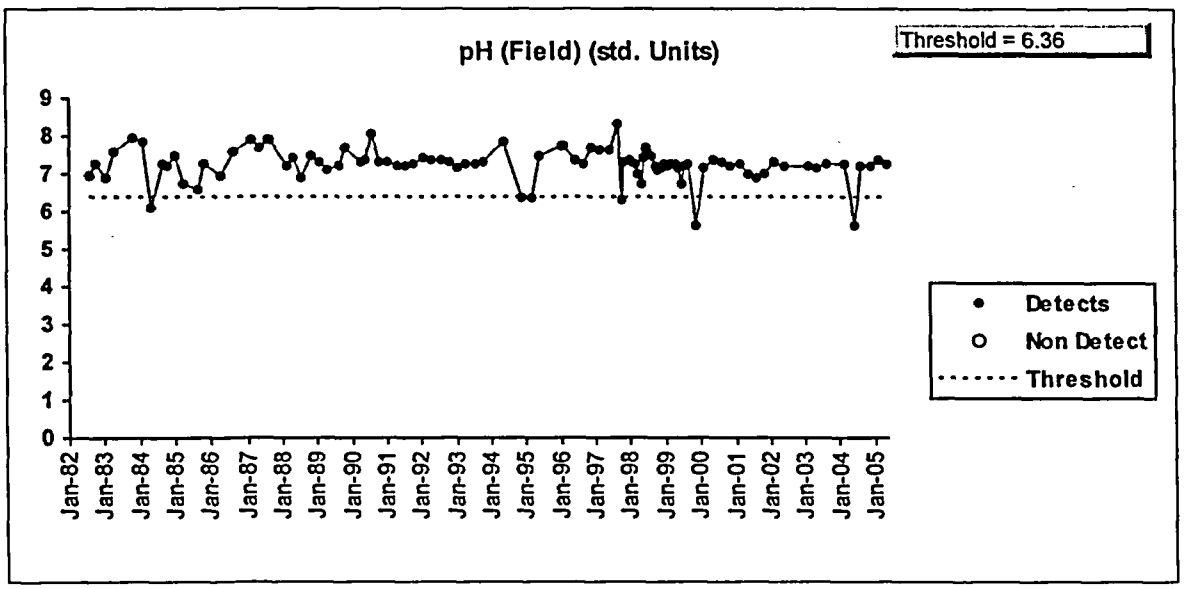

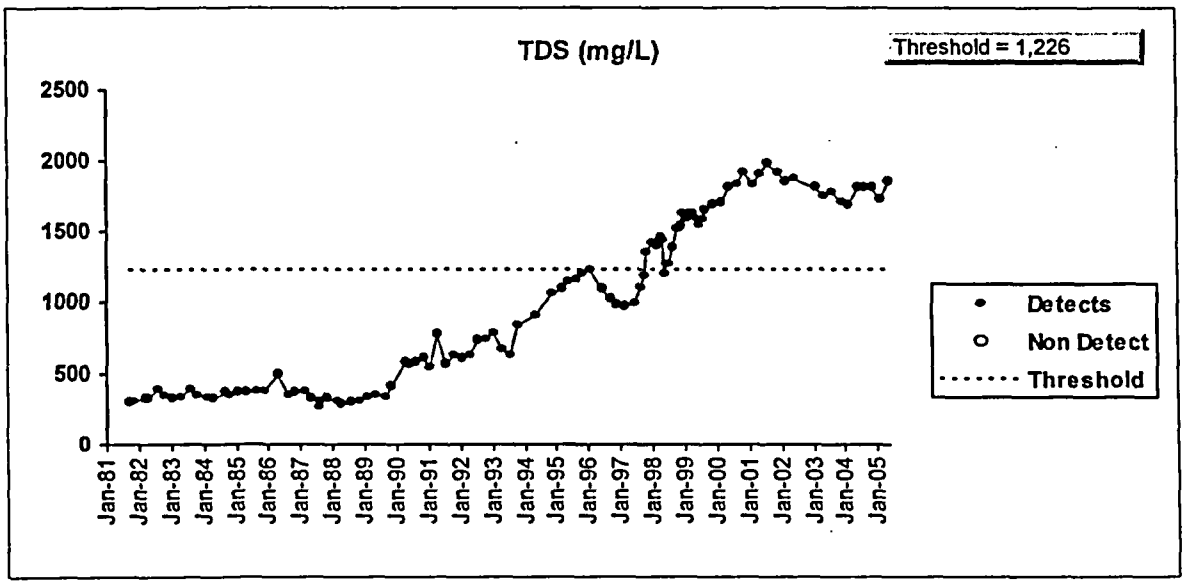

Jeffrey City WN-18

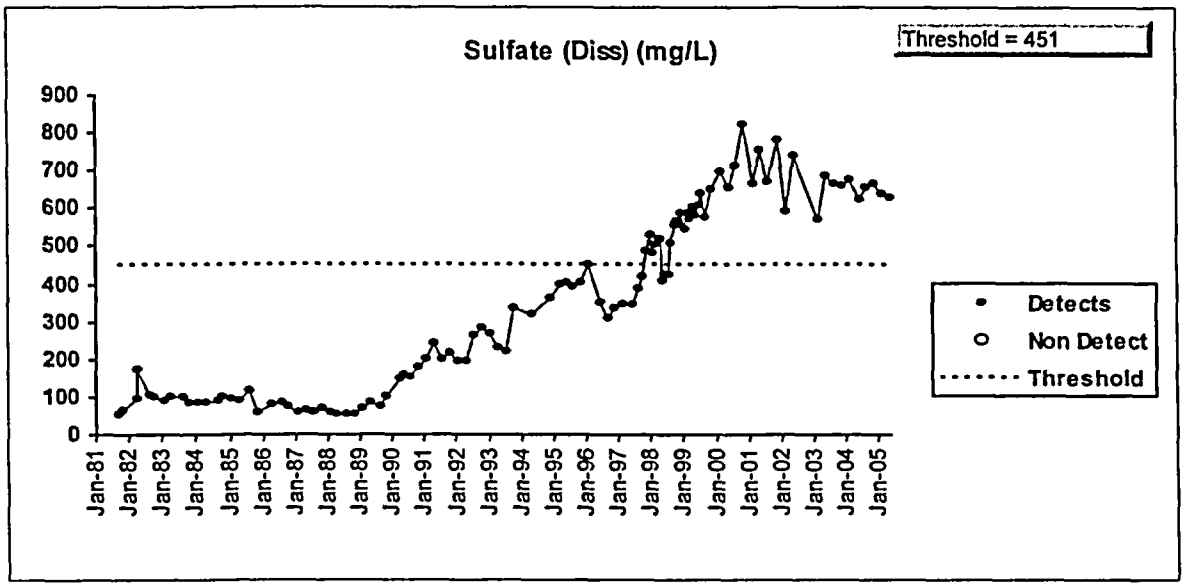

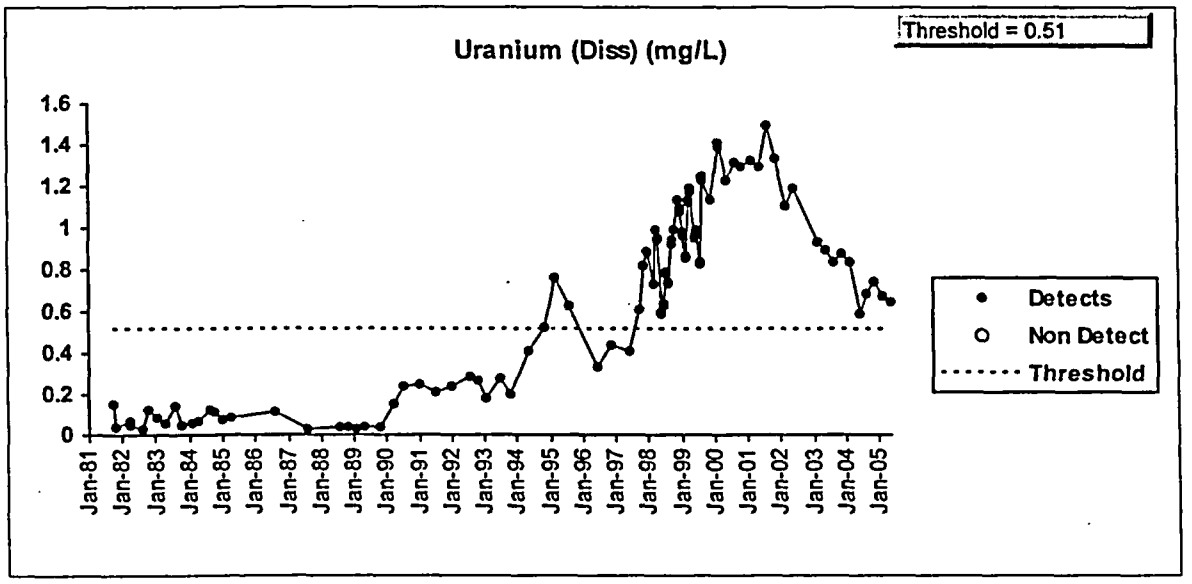

Jeffrey City WN-19

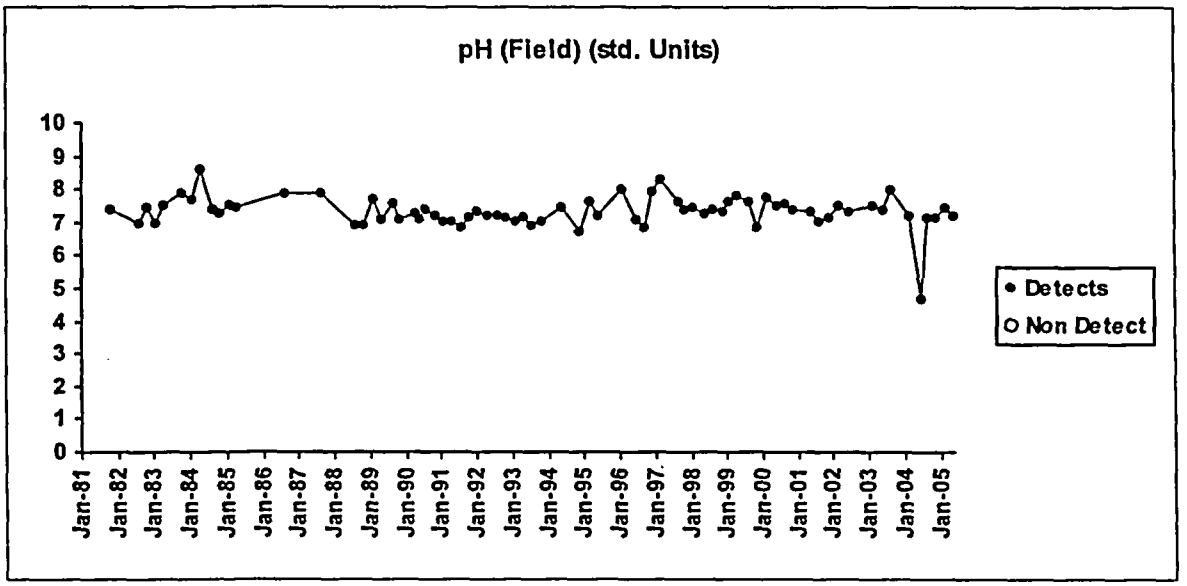

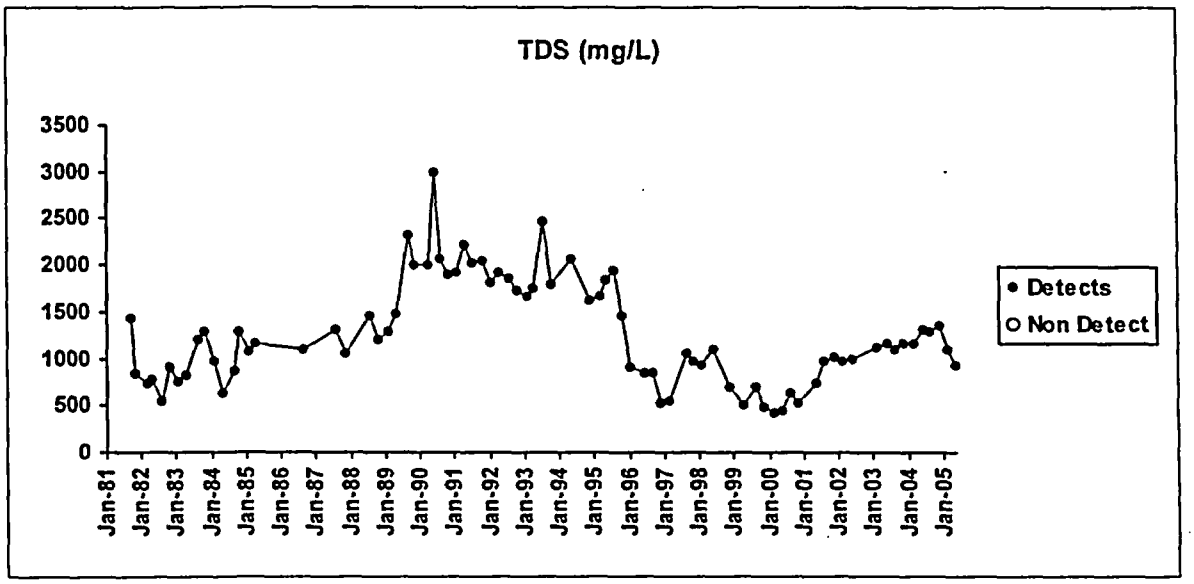

Jeffrey City WN-19

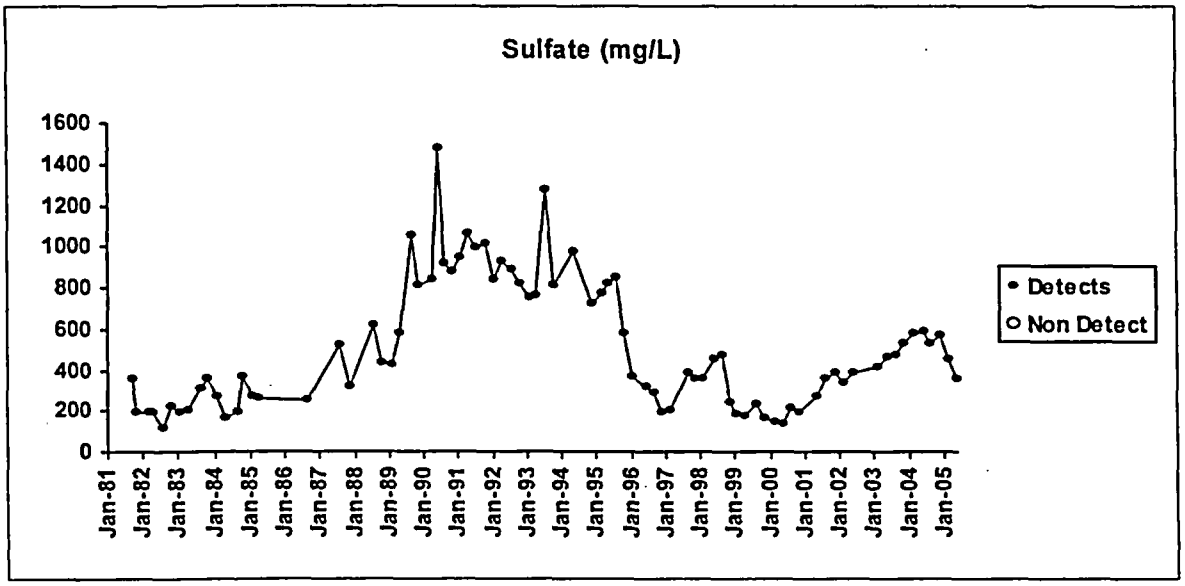

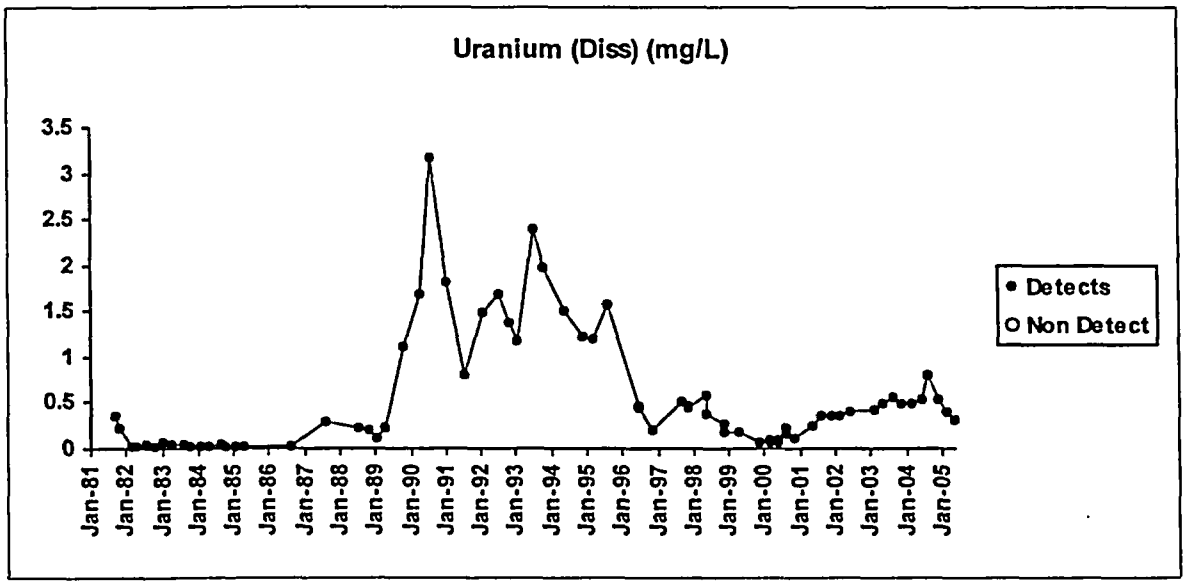

Jeffrey City WN-21 (POC)

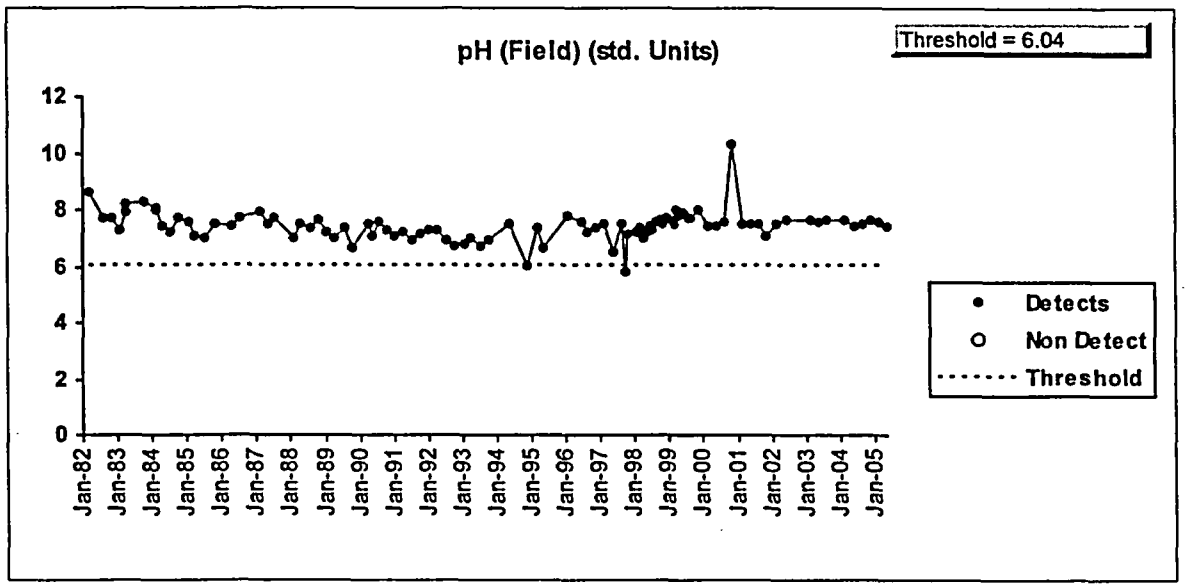

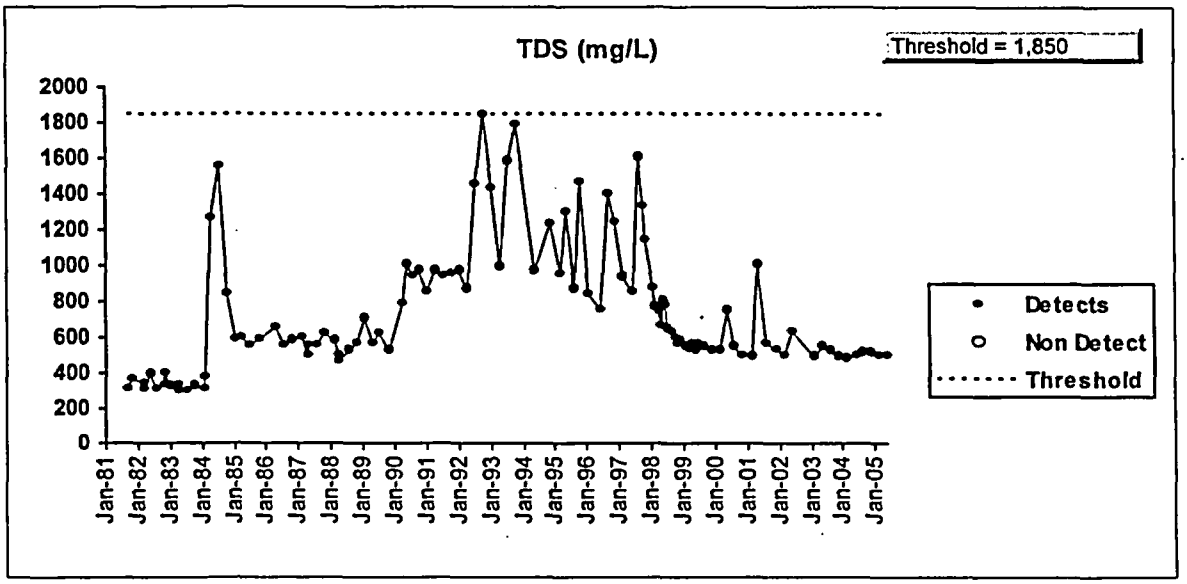

Jeffrey City WN-21 (POC)

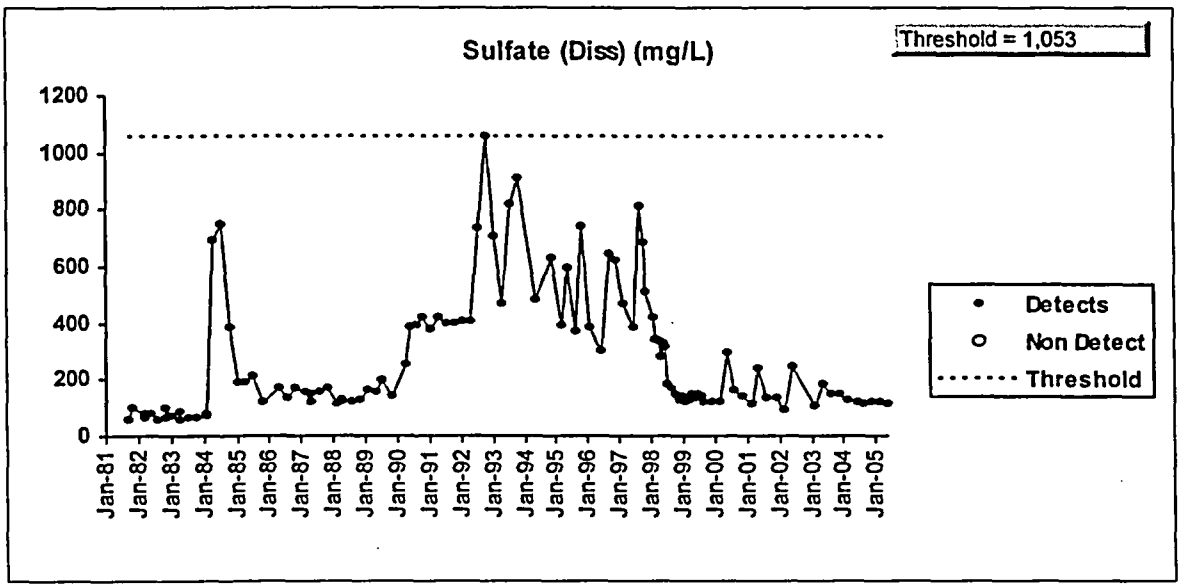

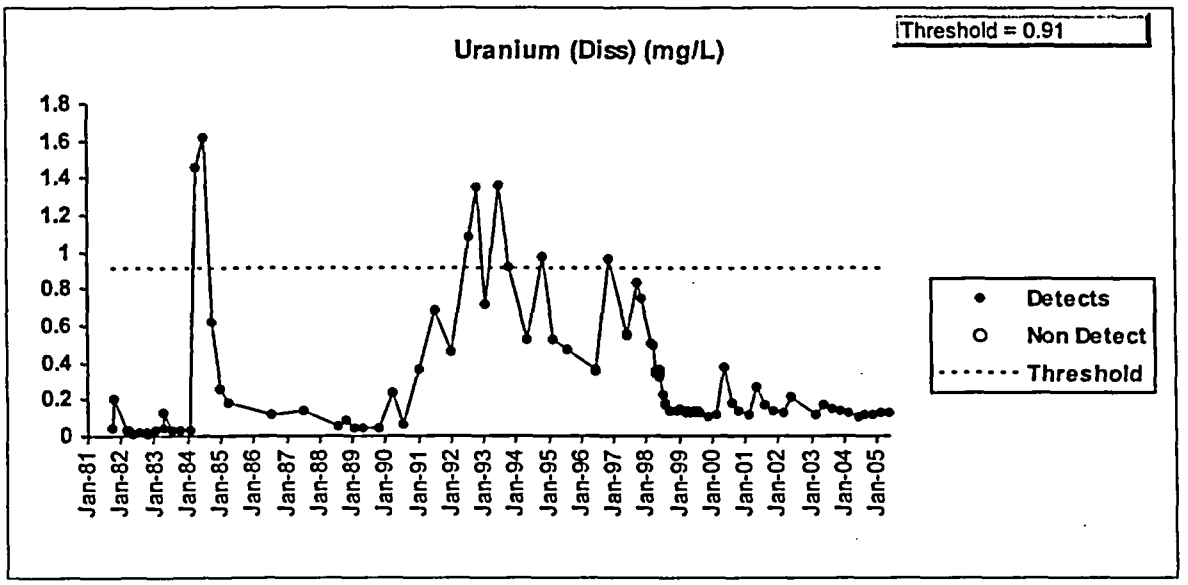

Jeffrey City WN-23

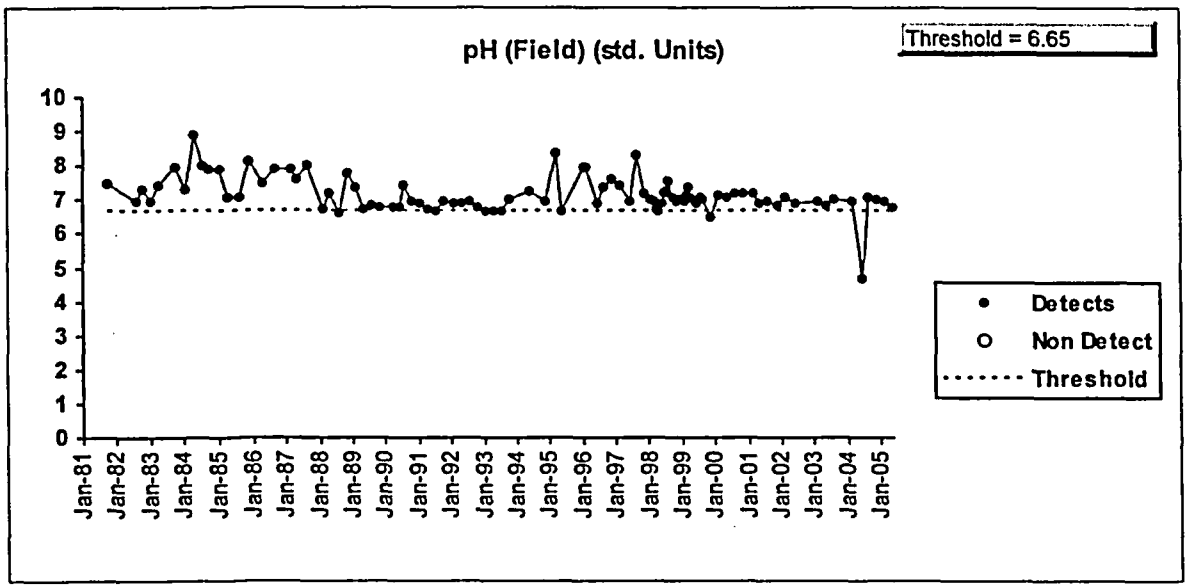

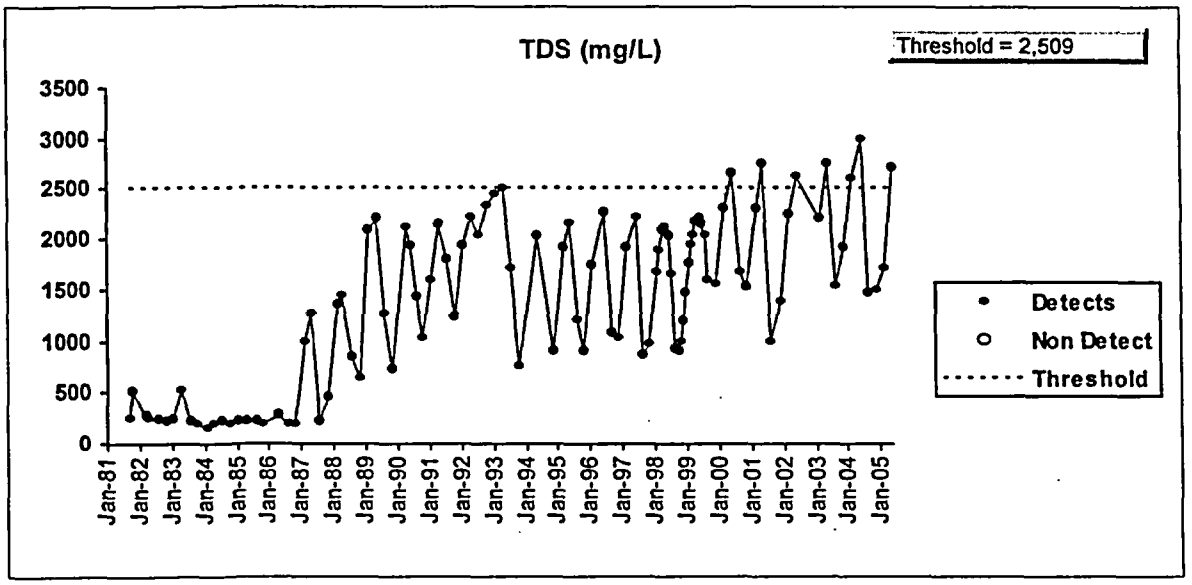

Jeffrey City WN-23

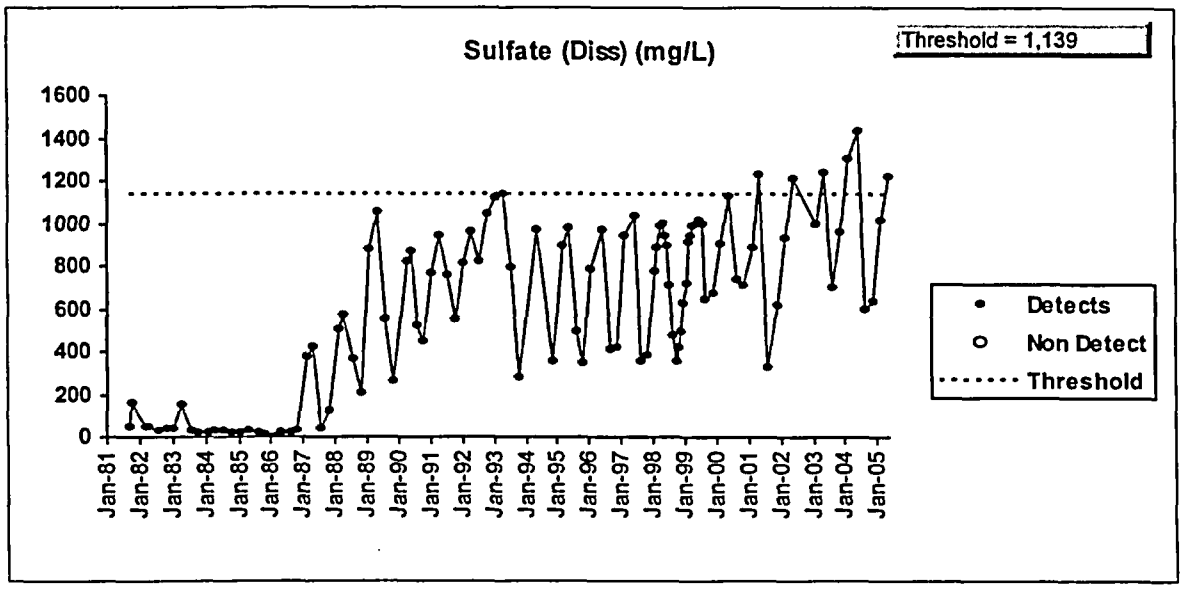

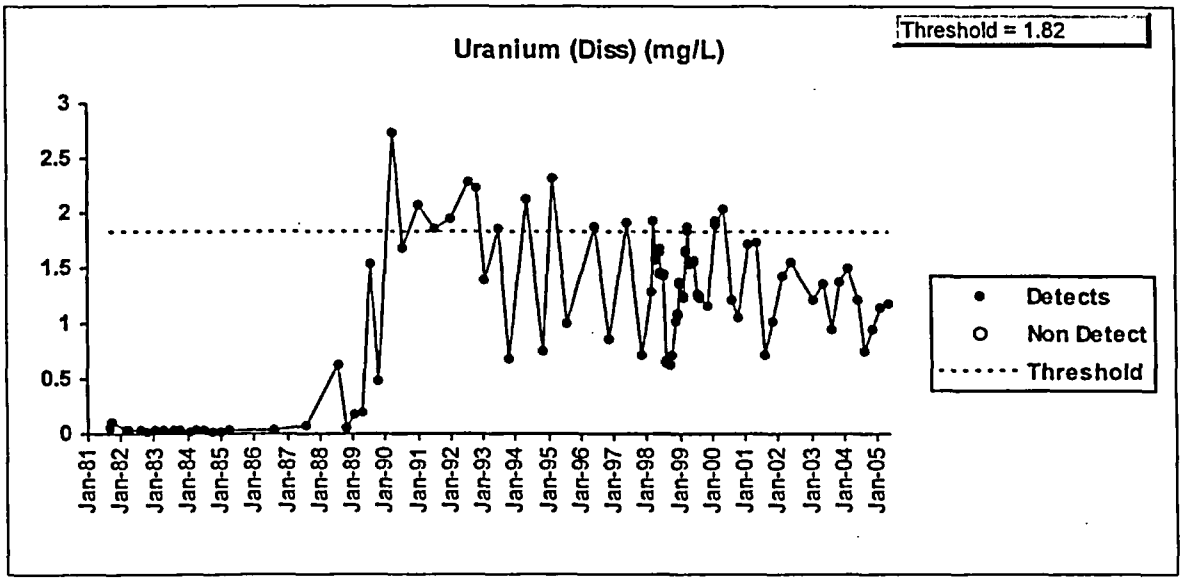

Jeffrey City WN-24

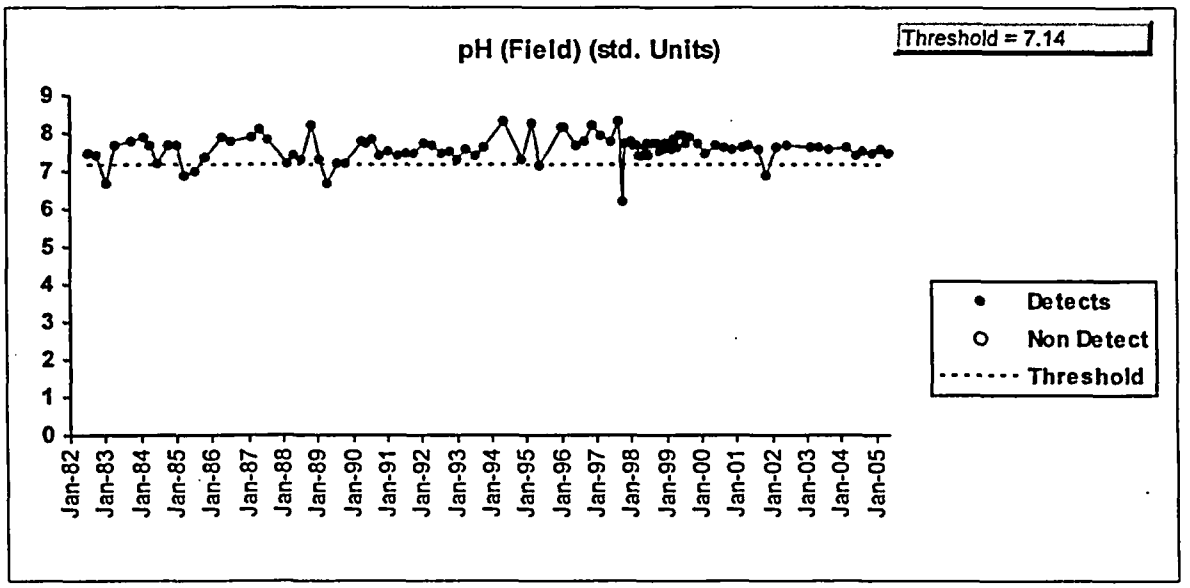

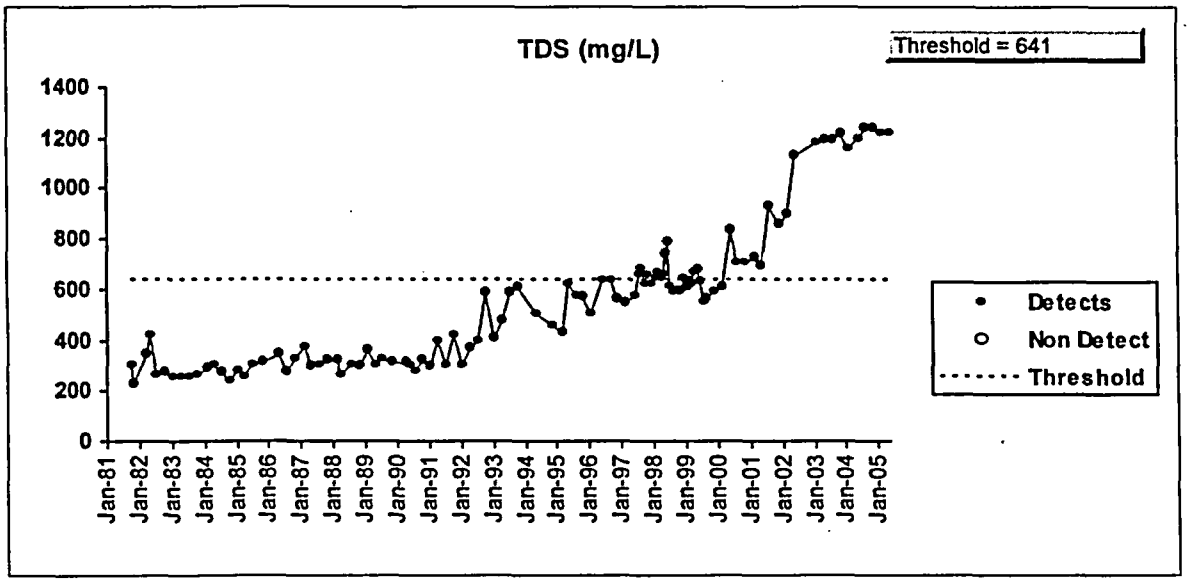

Jeffrey City WN-24

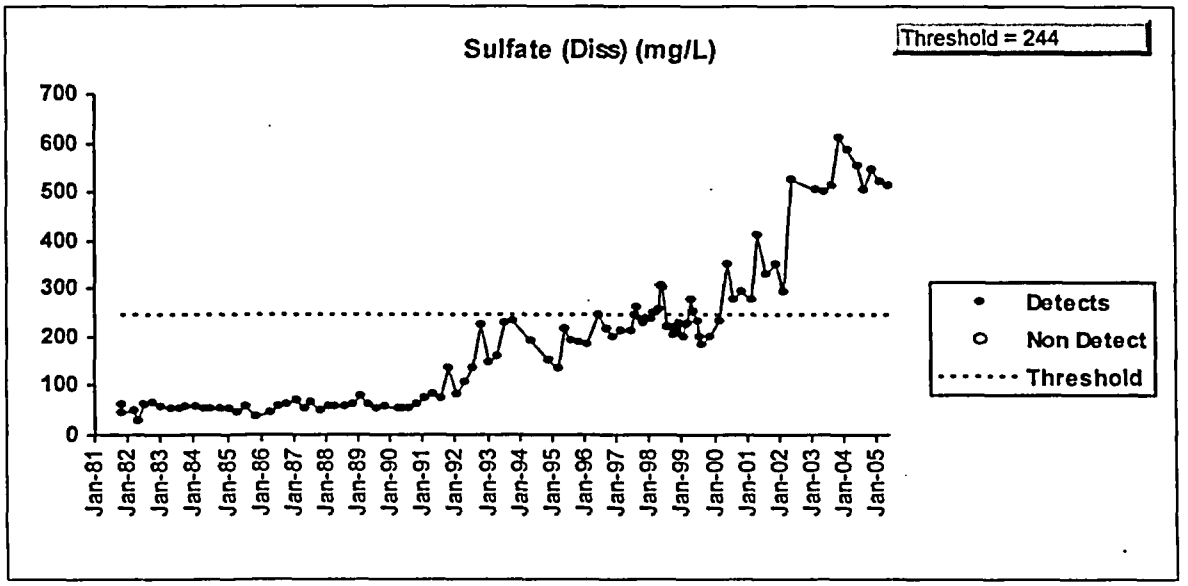

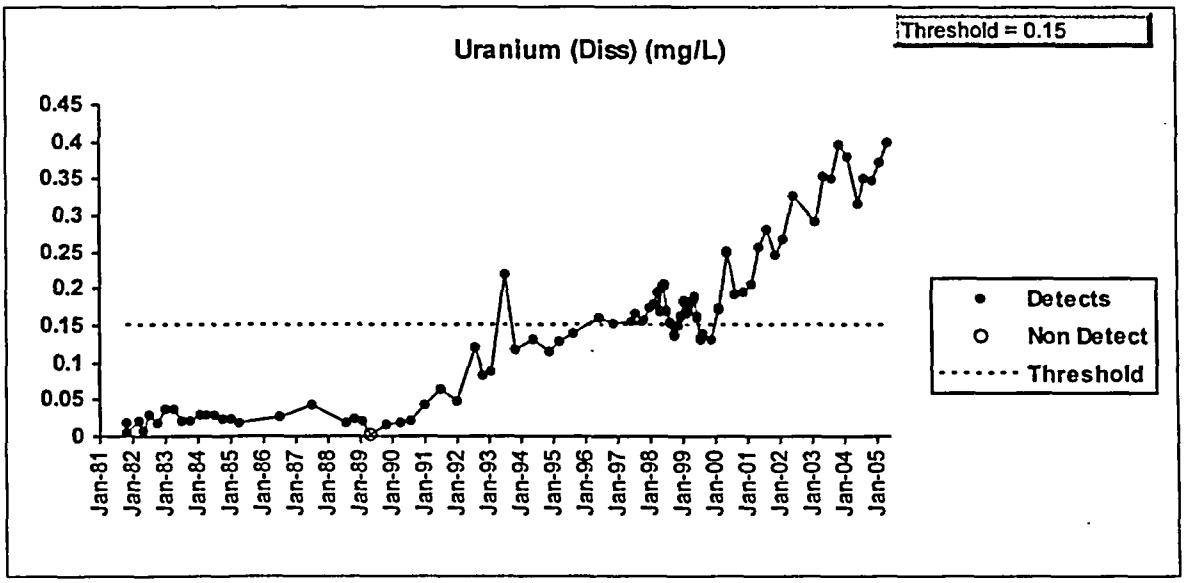

Jeffrey City WN-25

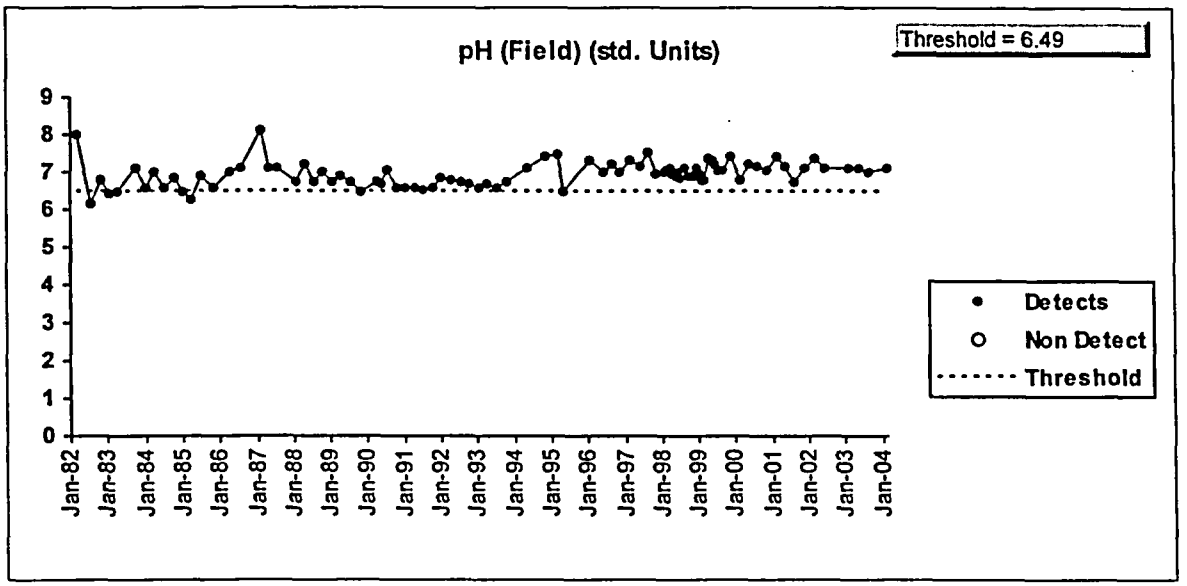

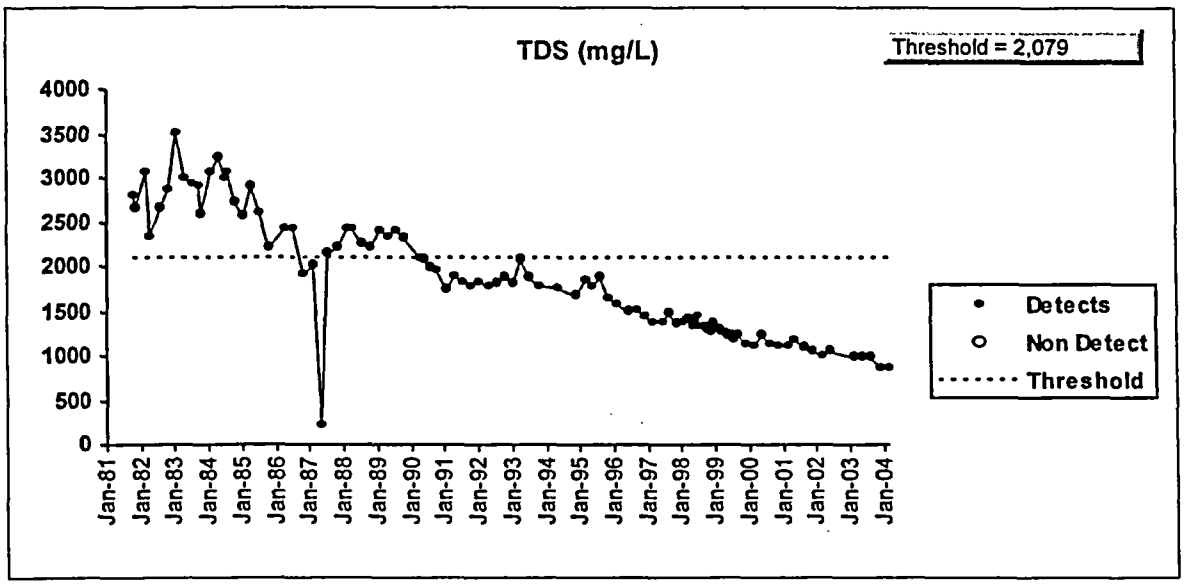

Jeffrey City WN-25

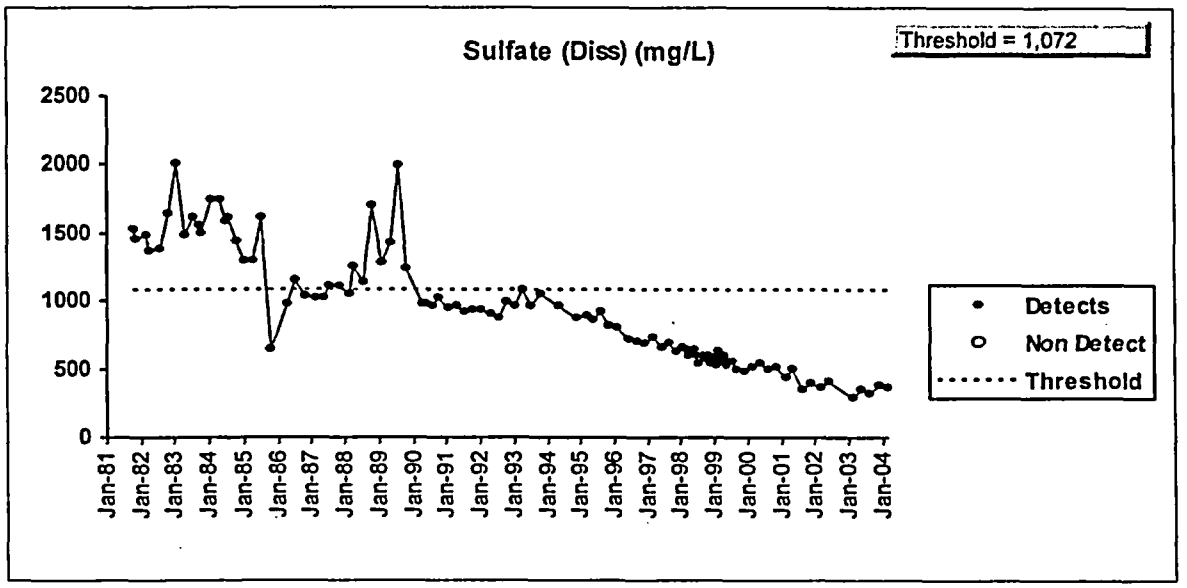

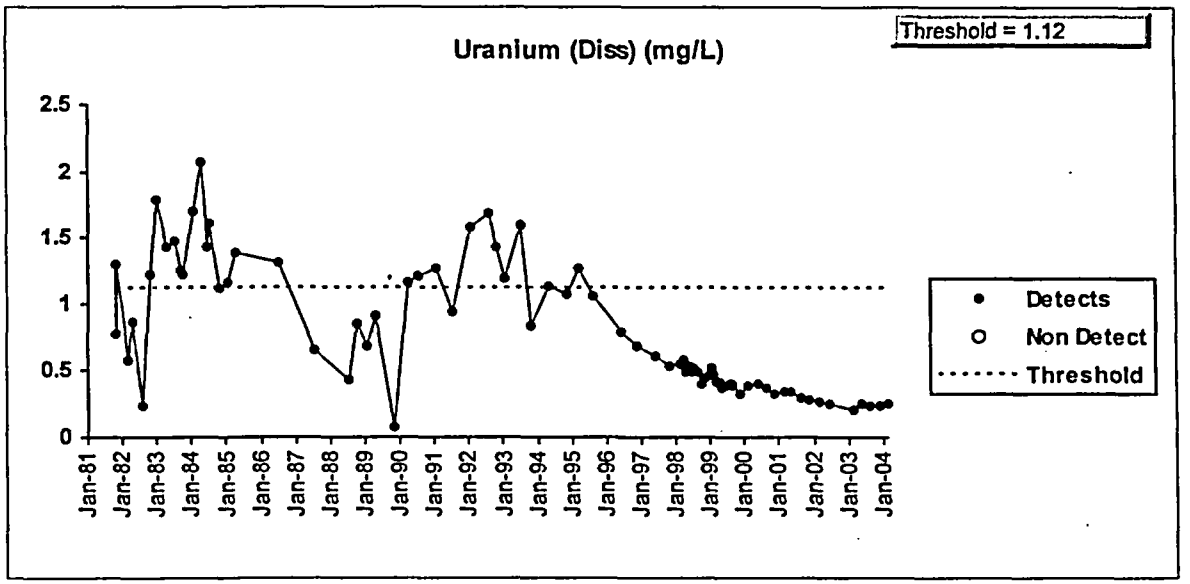

Jeffrey City WN-26

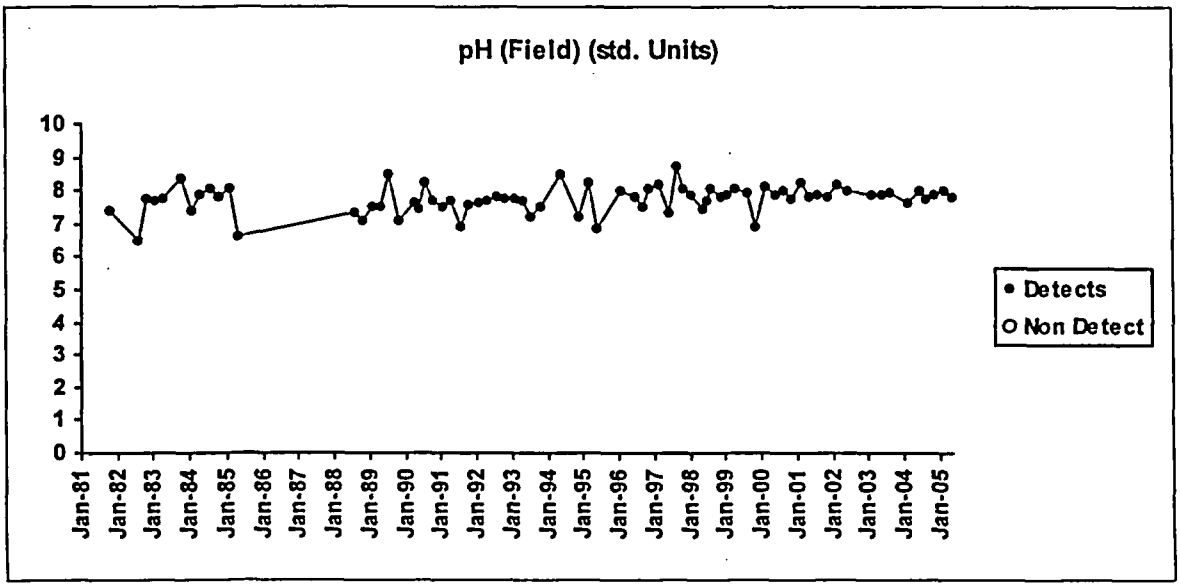

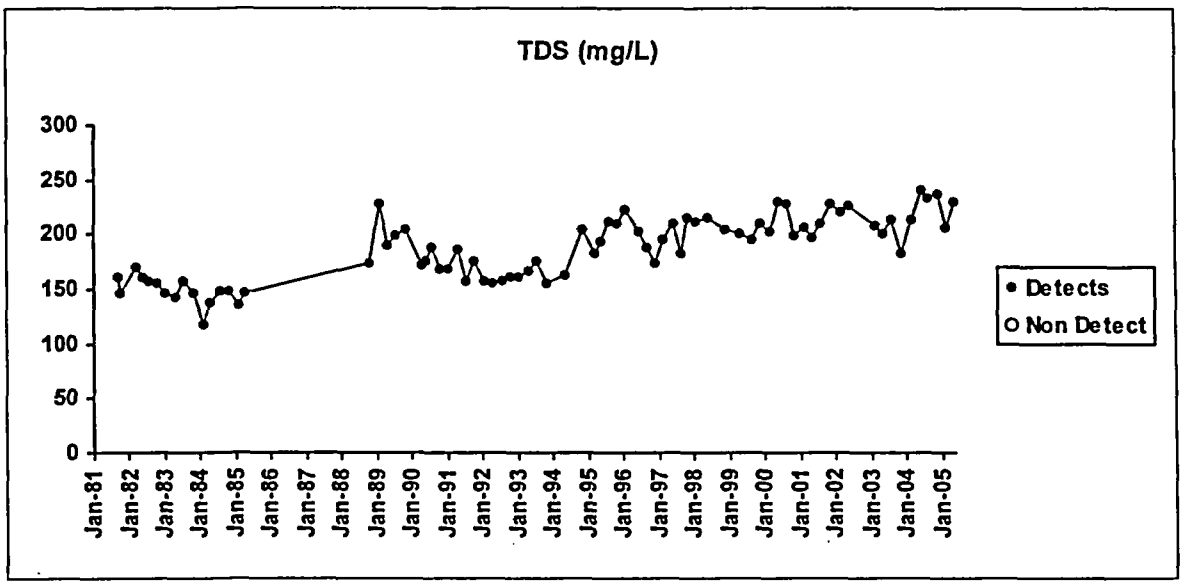

Jeffrey City WN-26

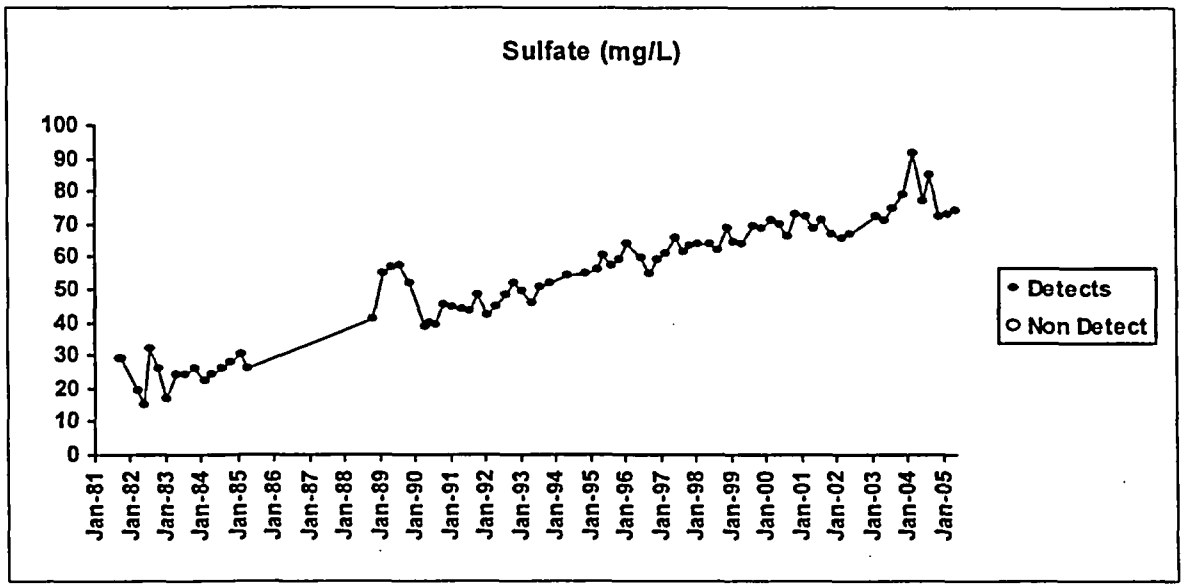

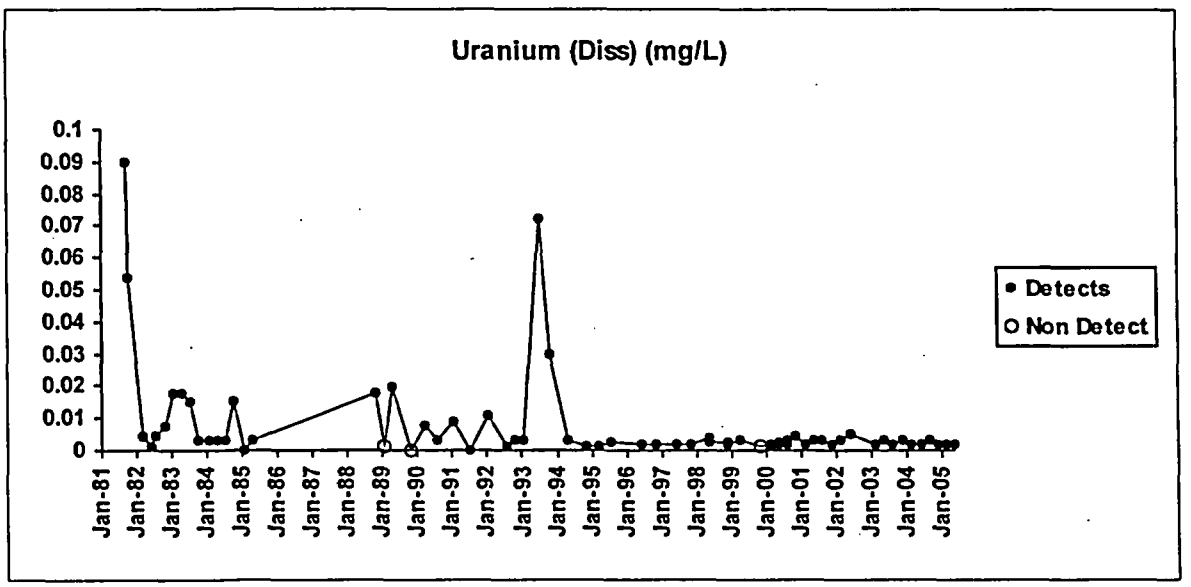

Jeffrey City WELL-28

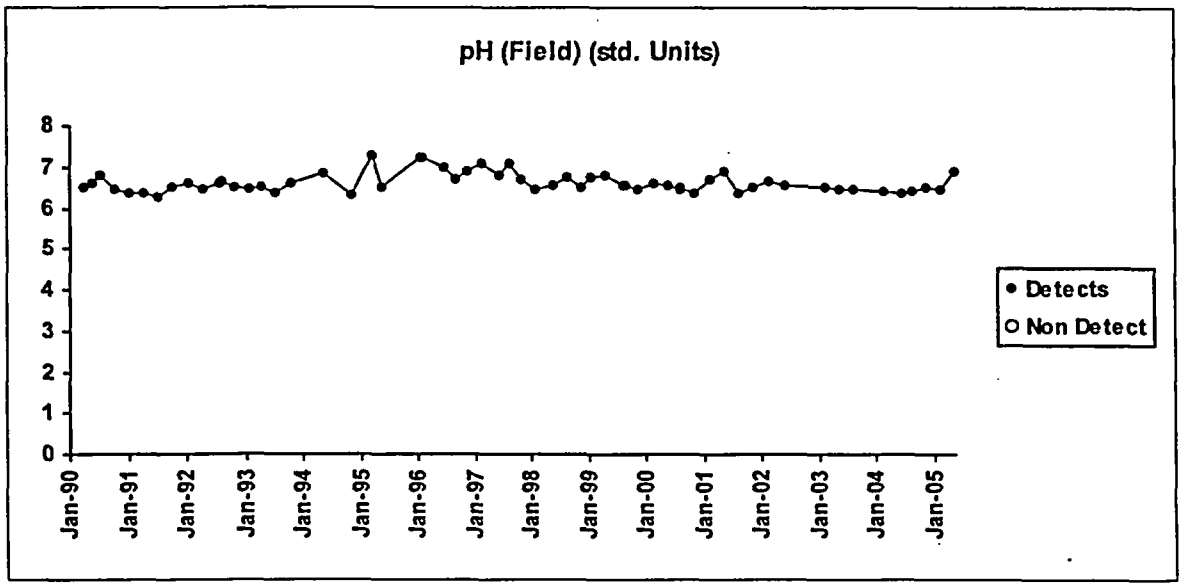

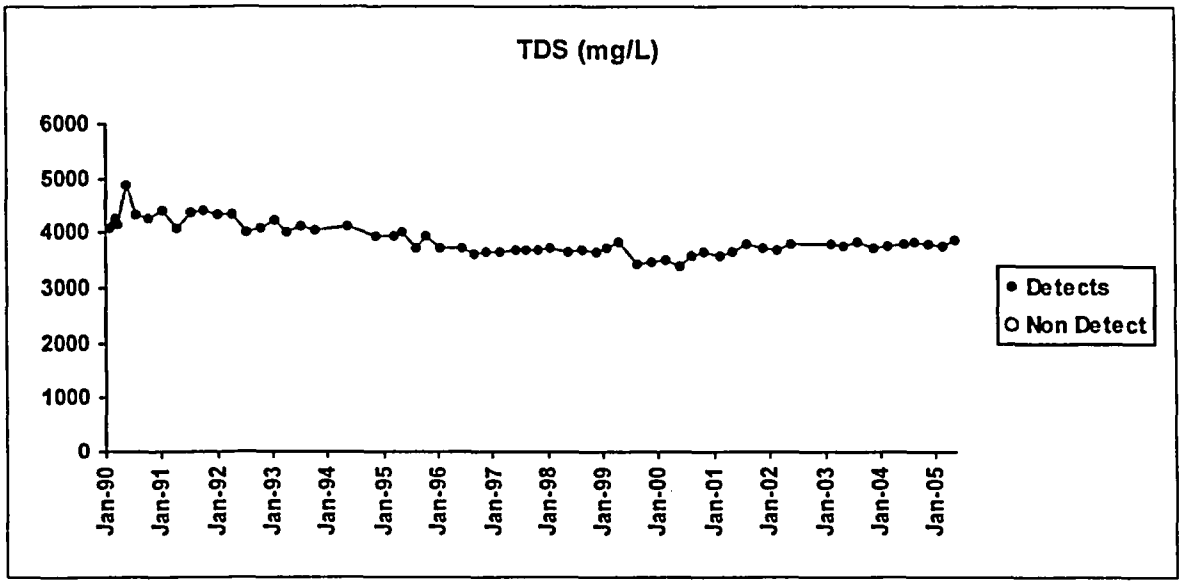

Jeffrey City WELL-28

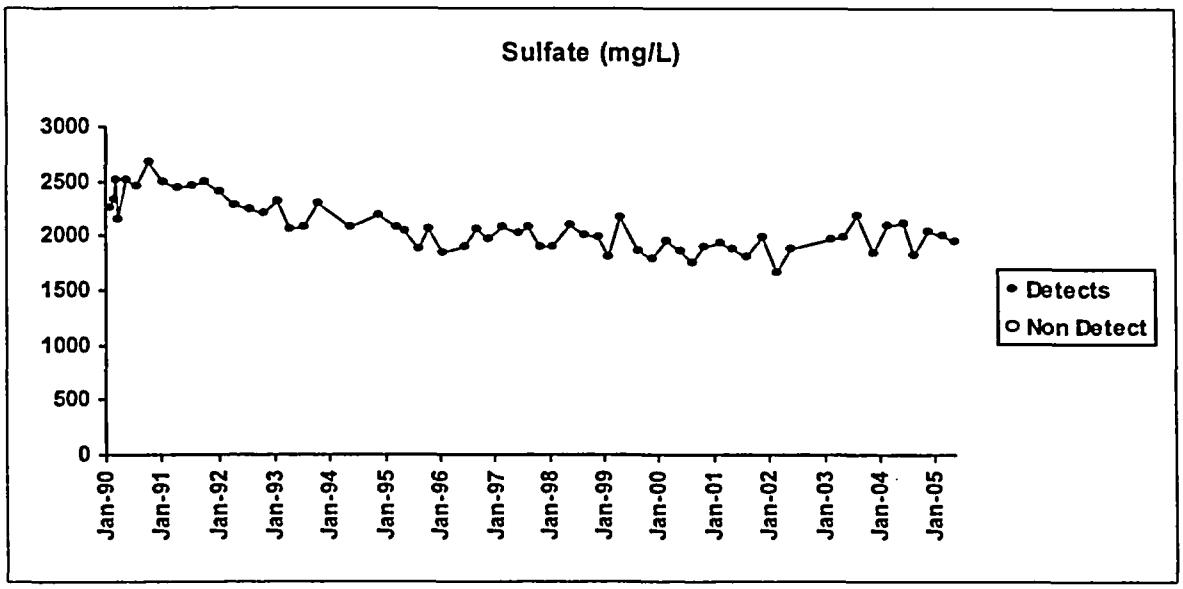

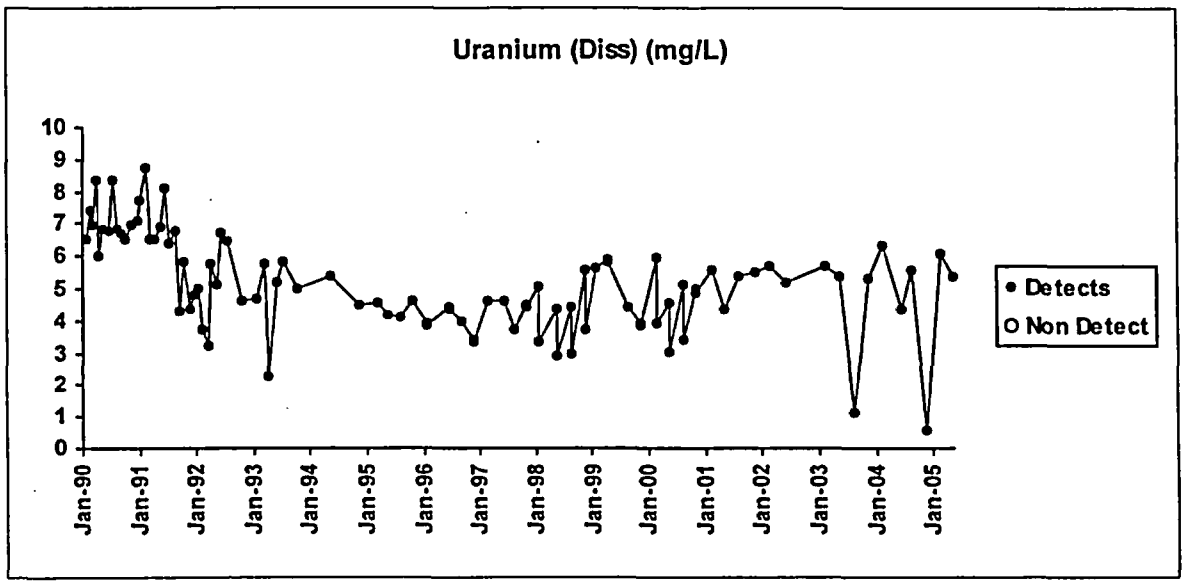

Jeffrey City WELL-30

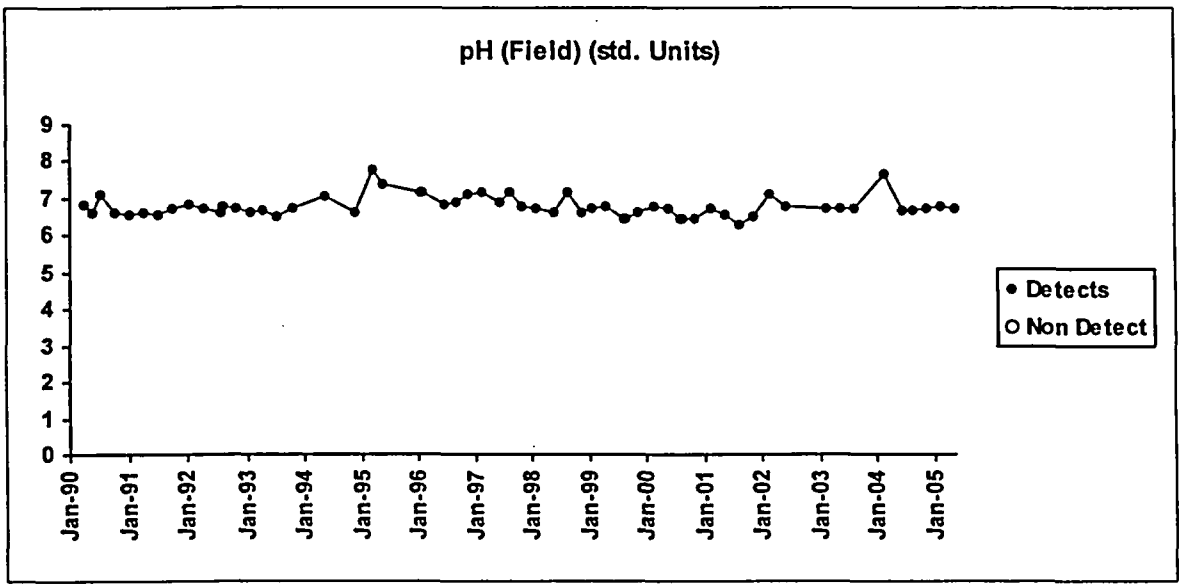

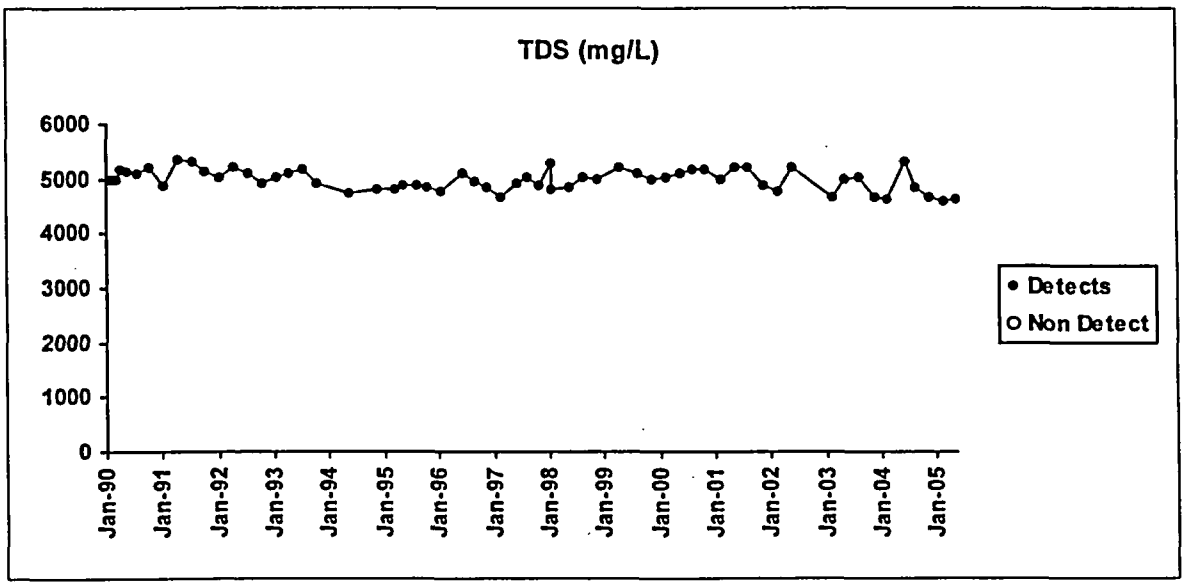

Jeffrey City WELL-30

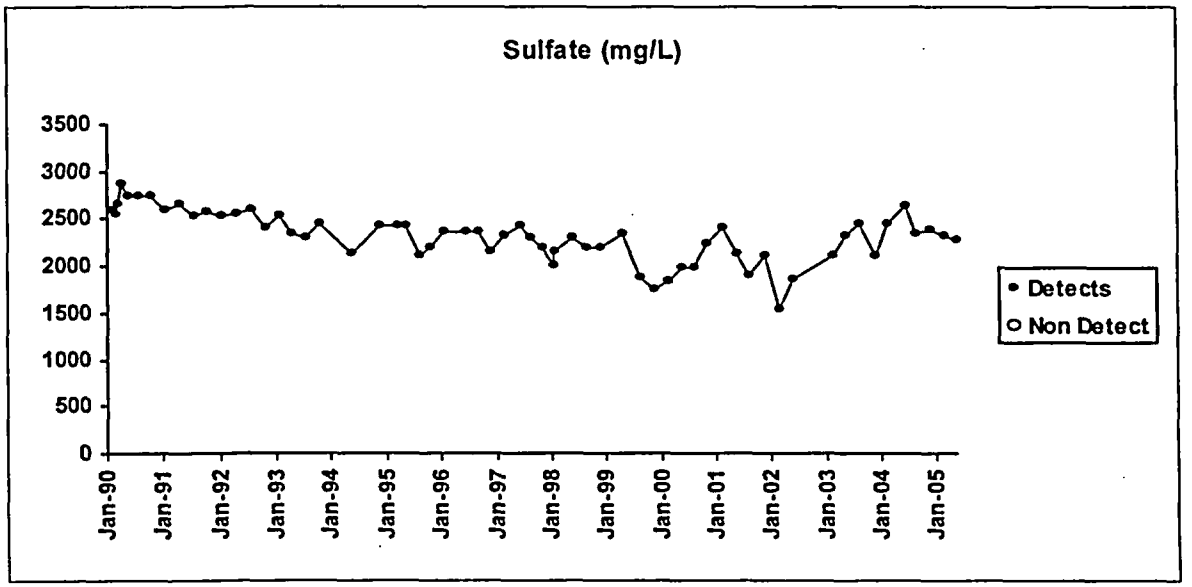

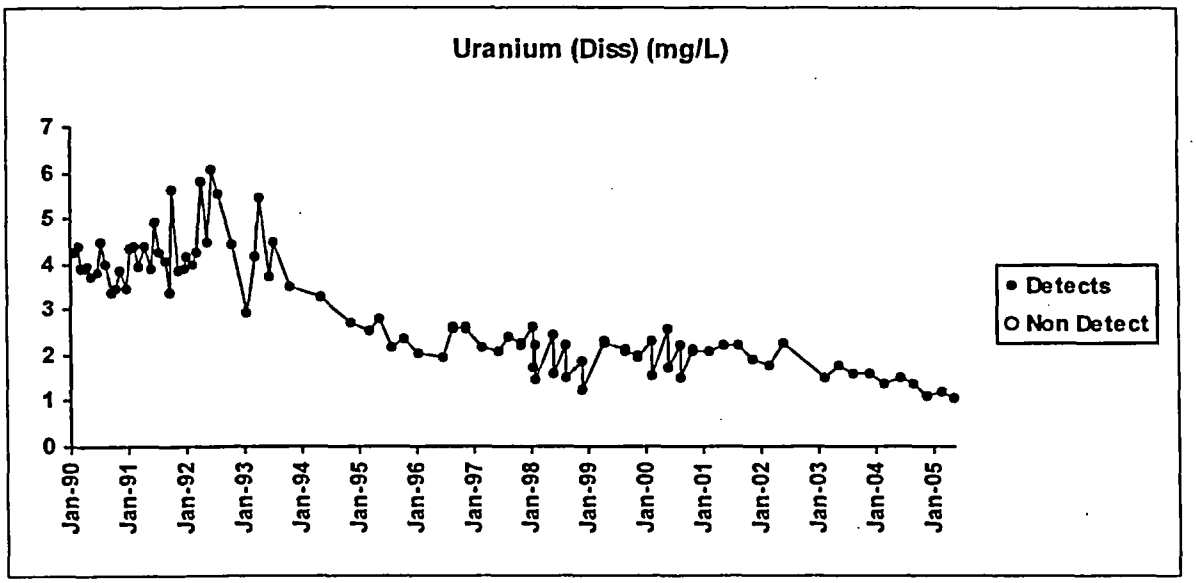

Jeffrey City WELL-31

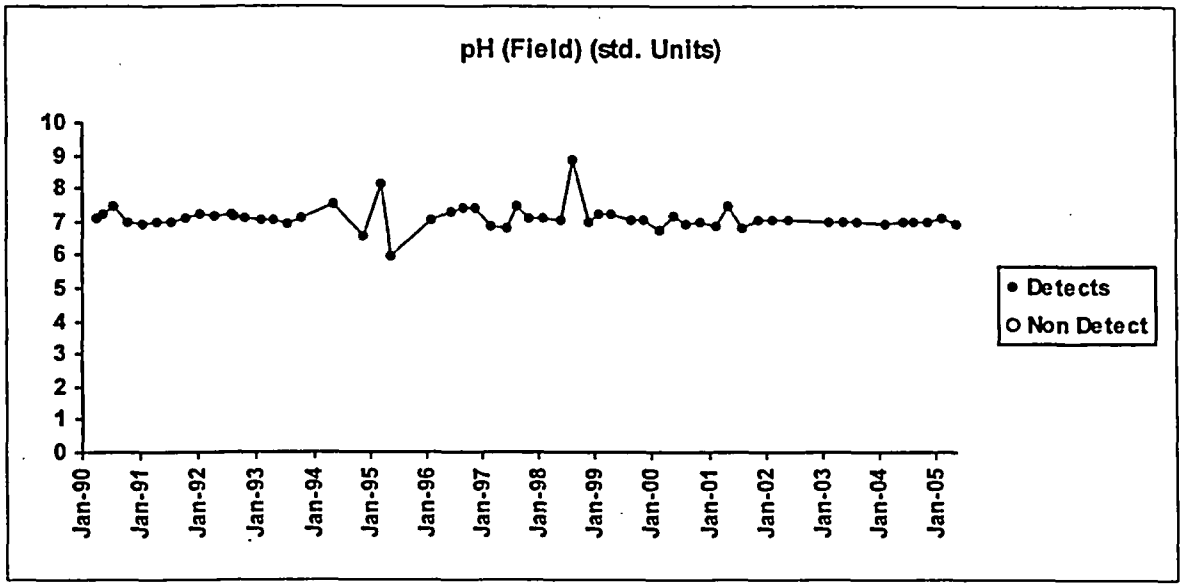

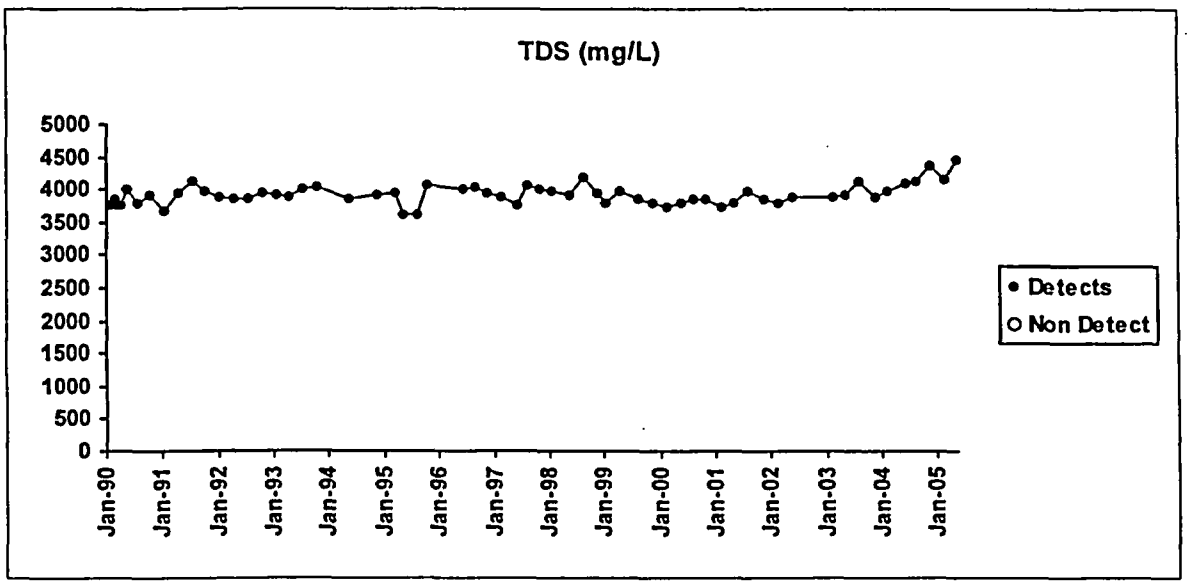

Jeffrey City WELL-31

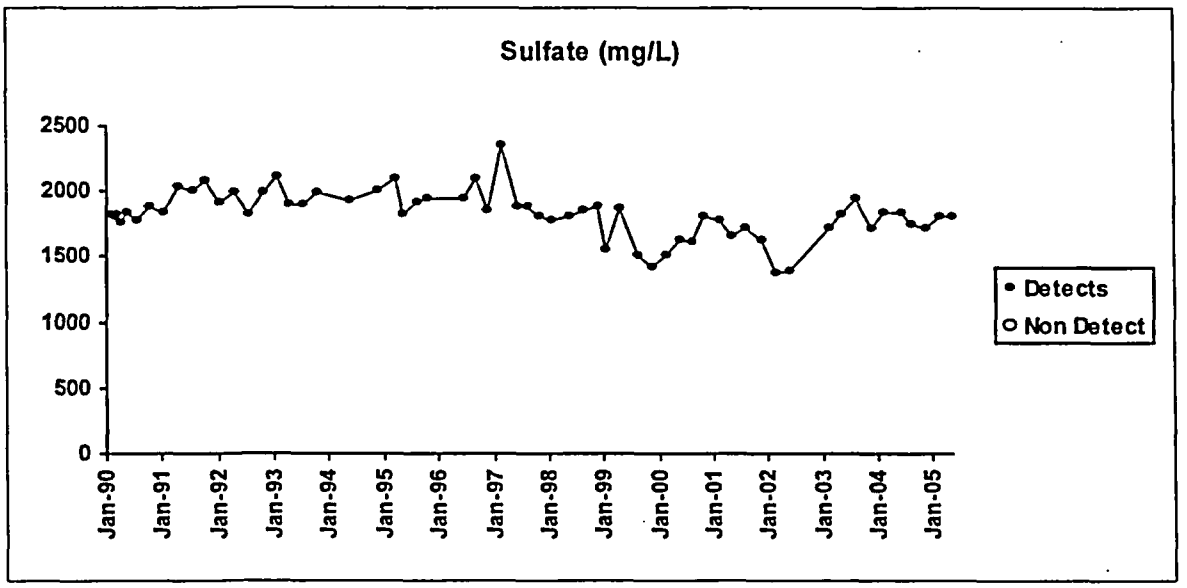

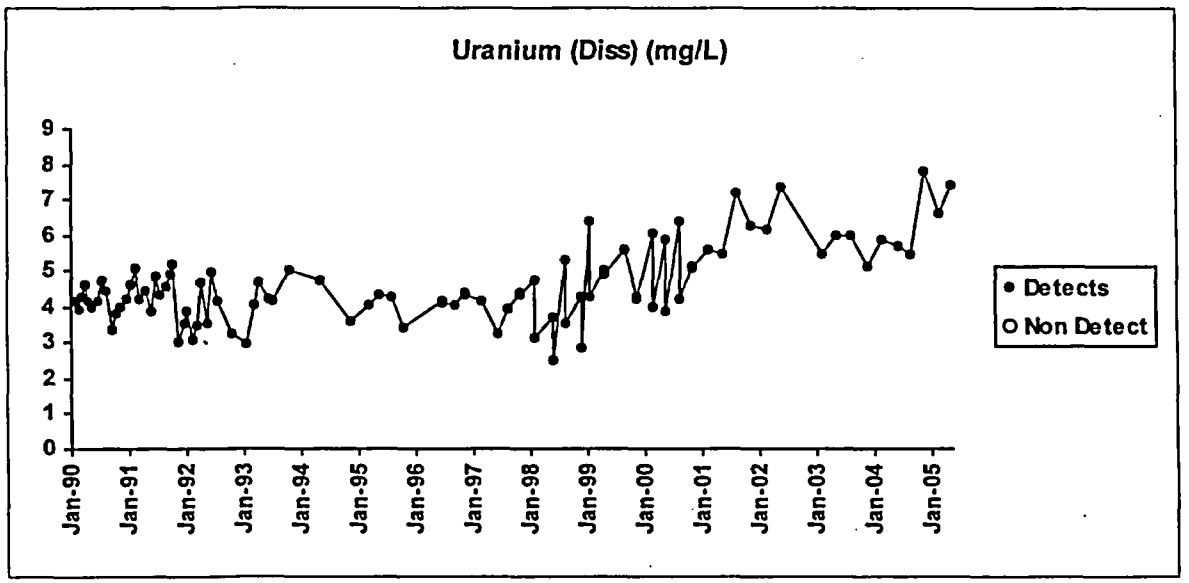

Jeffrey City WN-A

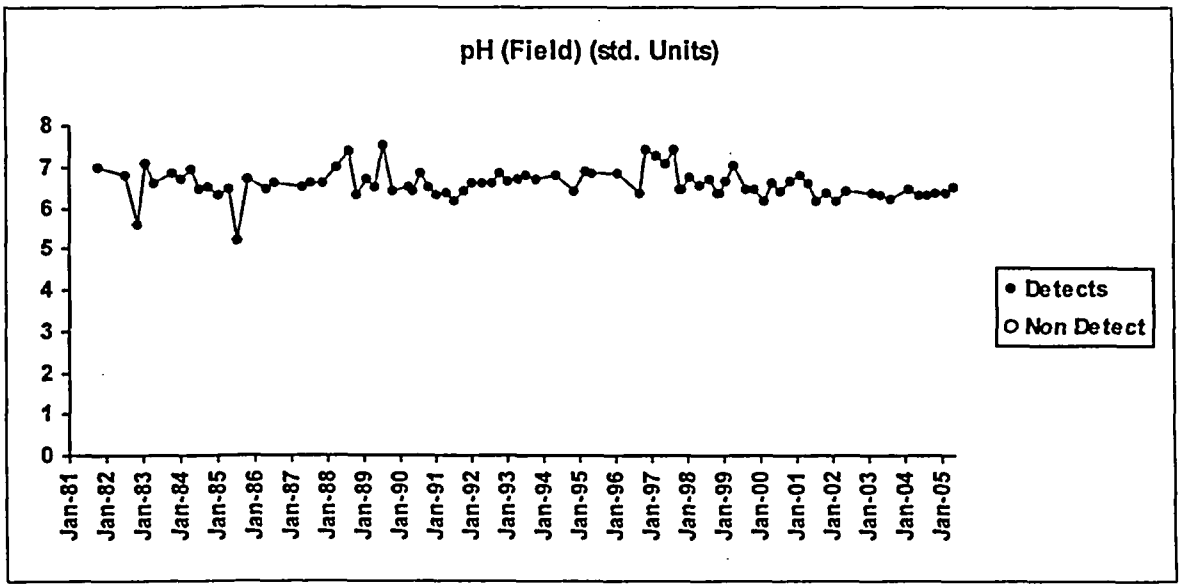

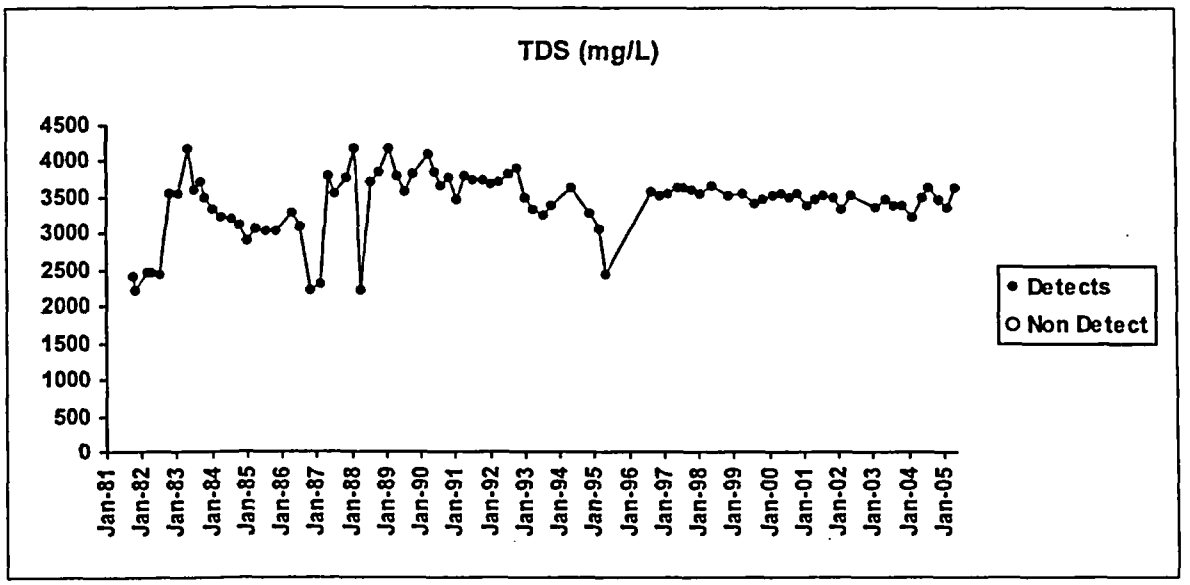

Jeffrey City WN-A

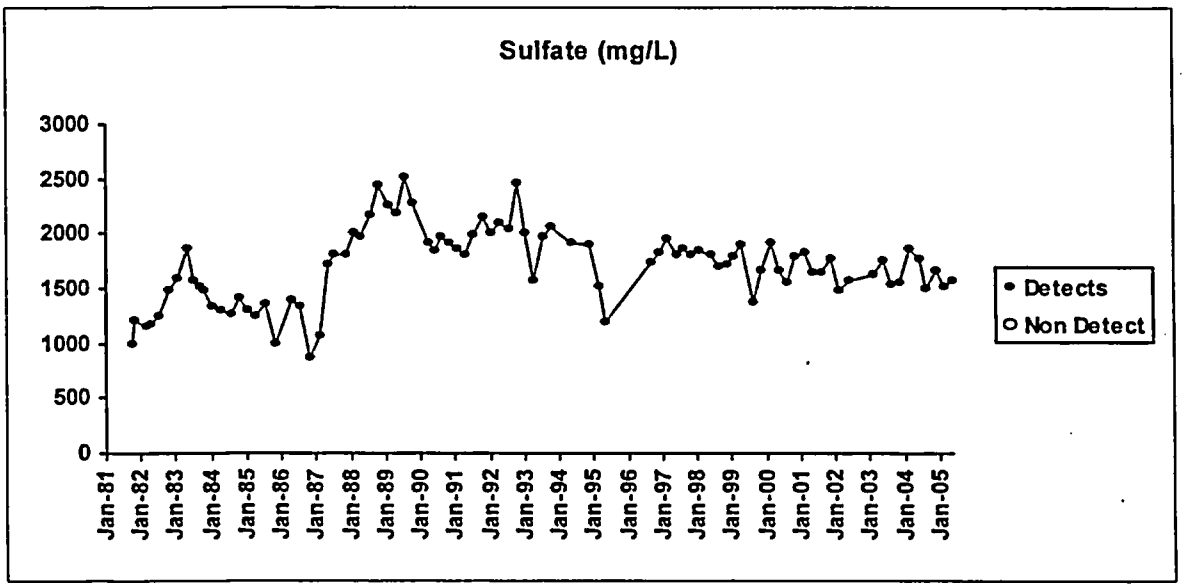

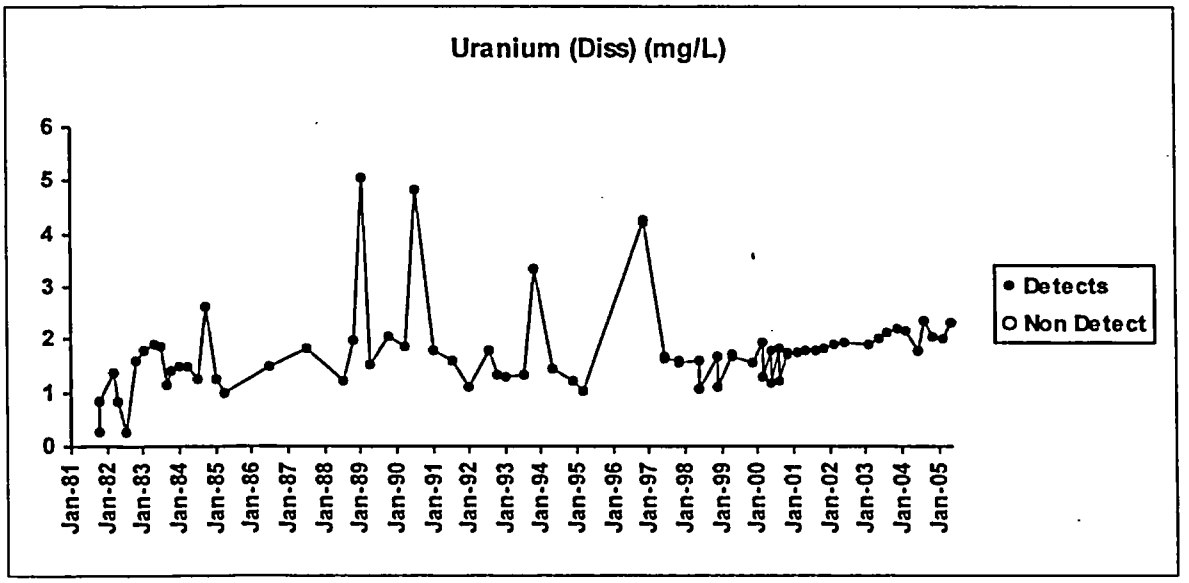

Jeffrey City WN-B

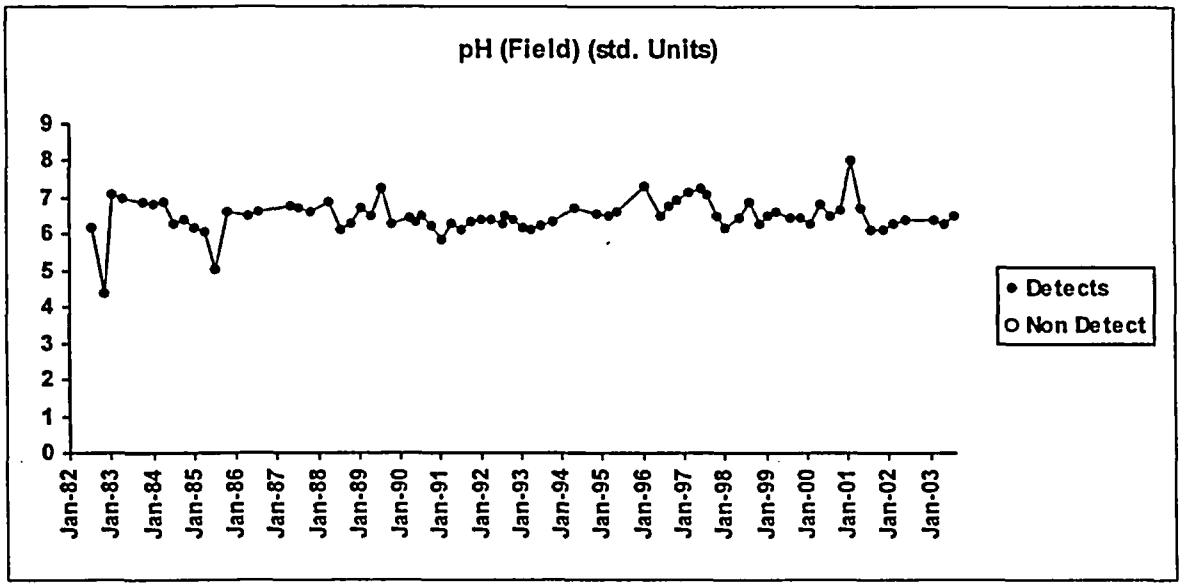

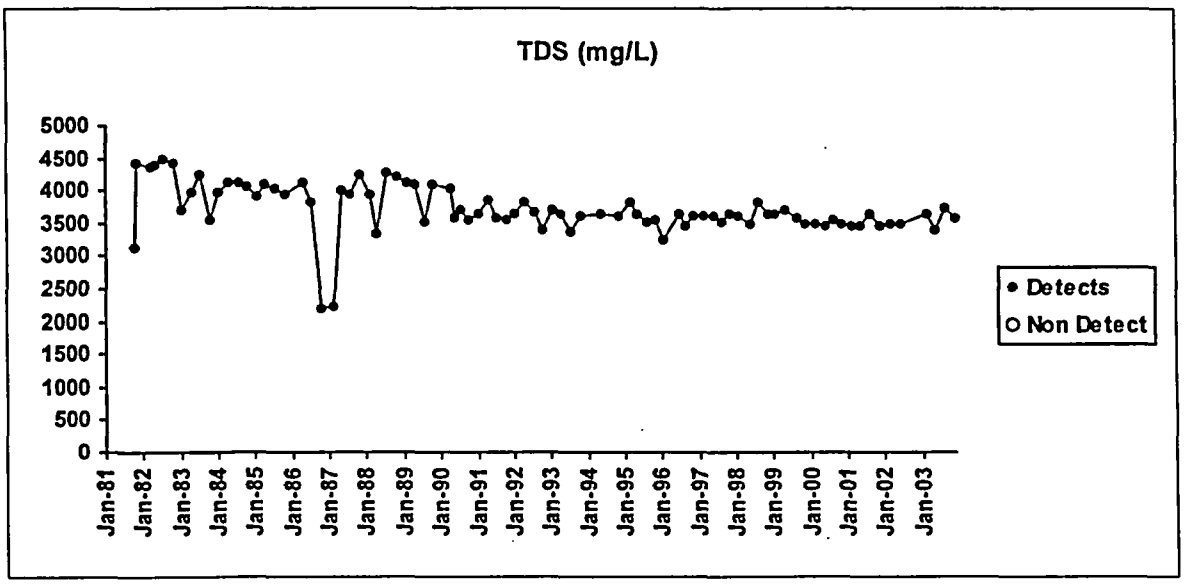

Jeffrey City WN-B

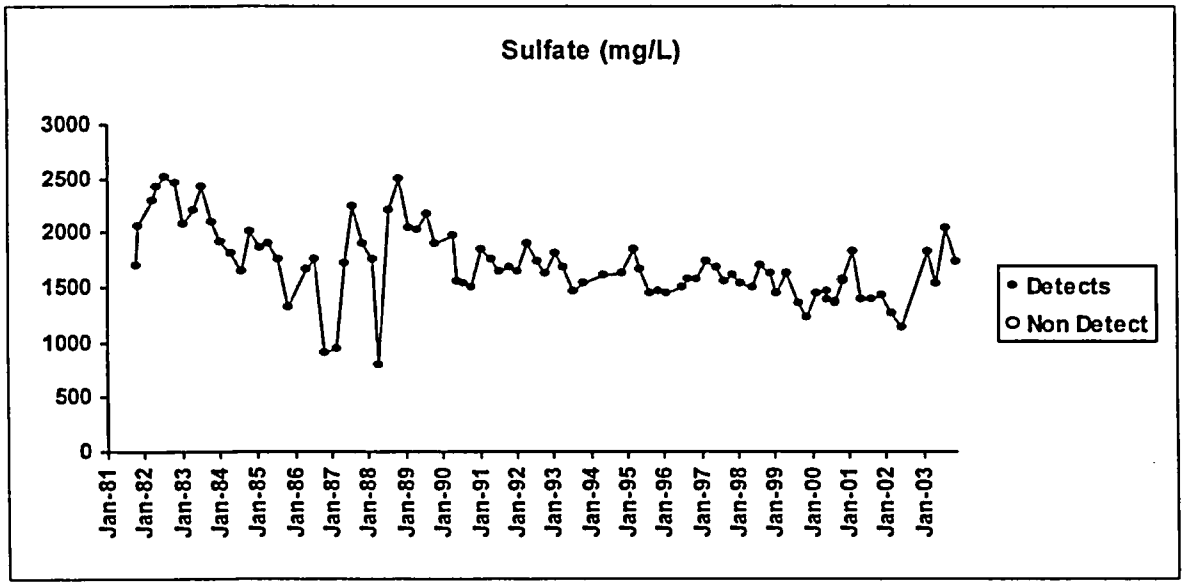

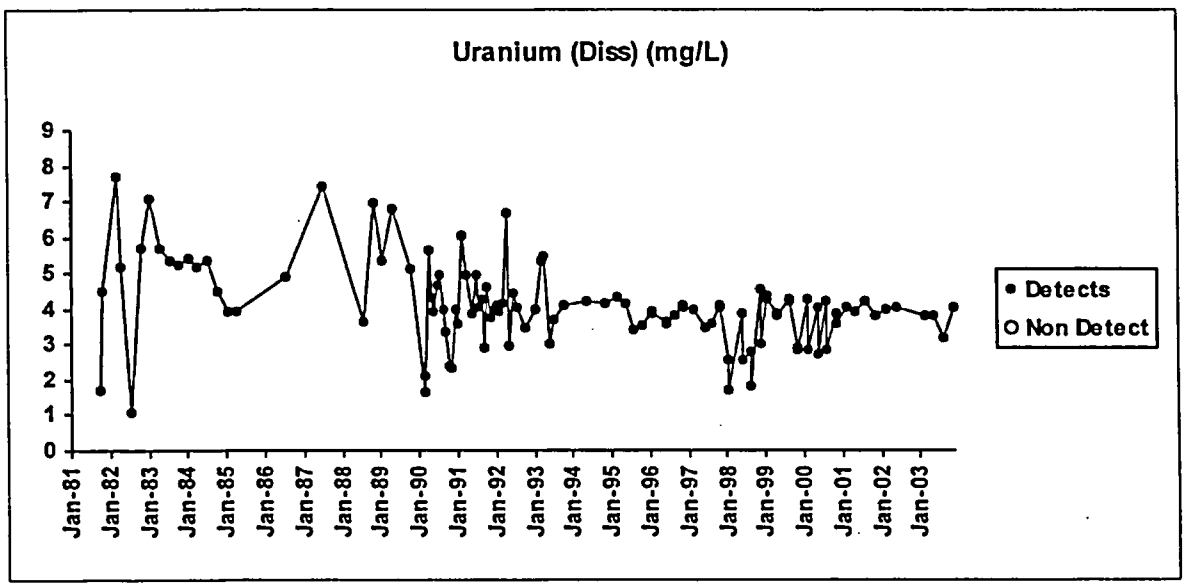

Jeffrey City WN-C

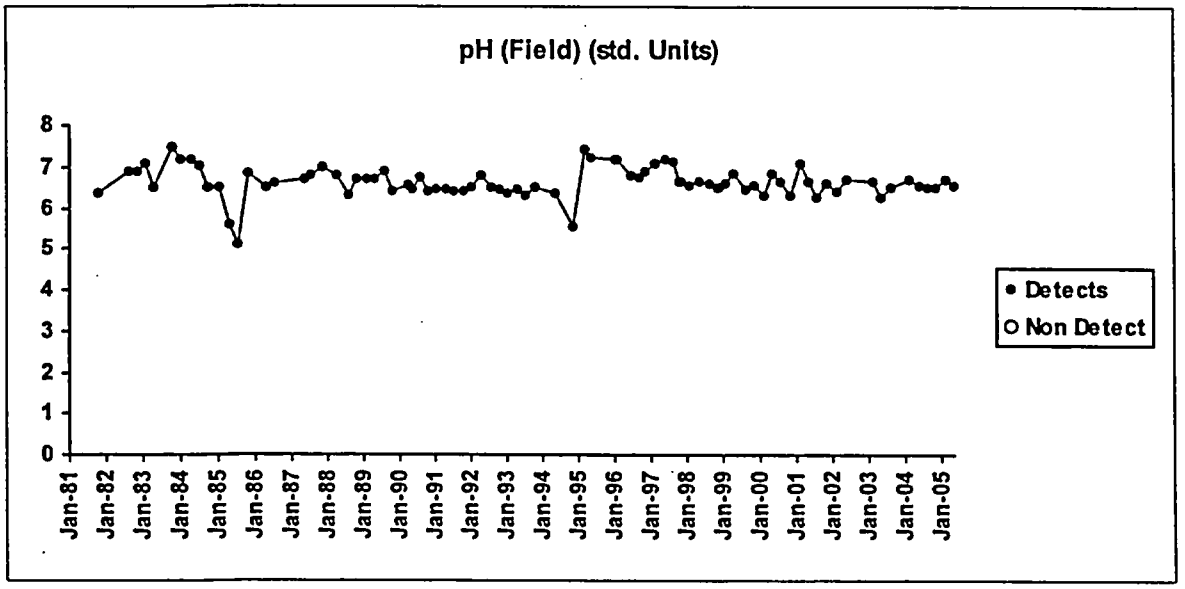

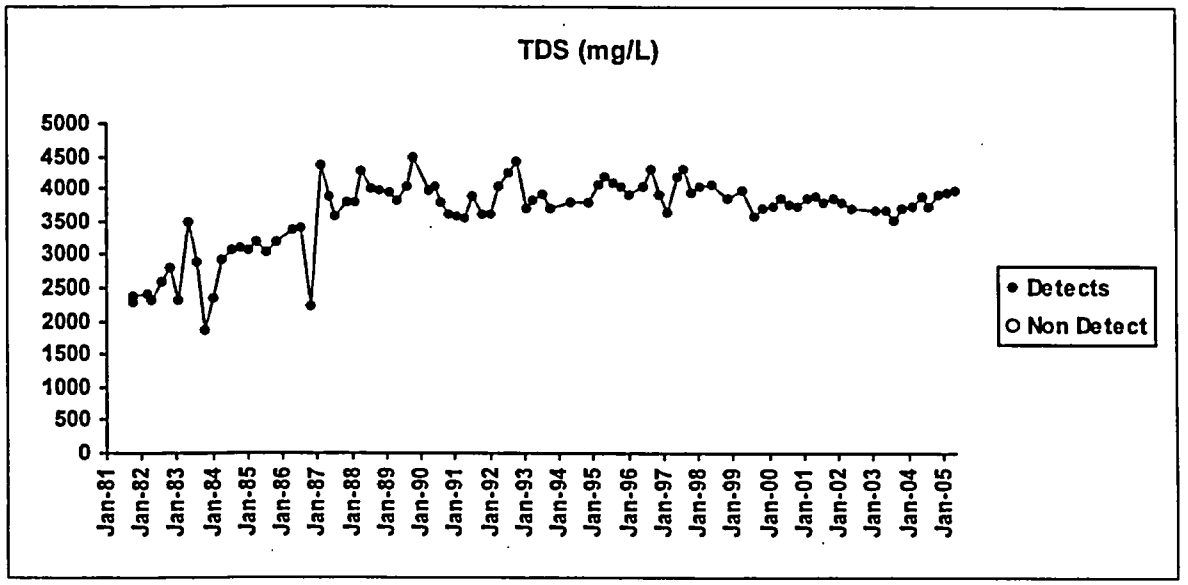

Jeffrey City WN-C

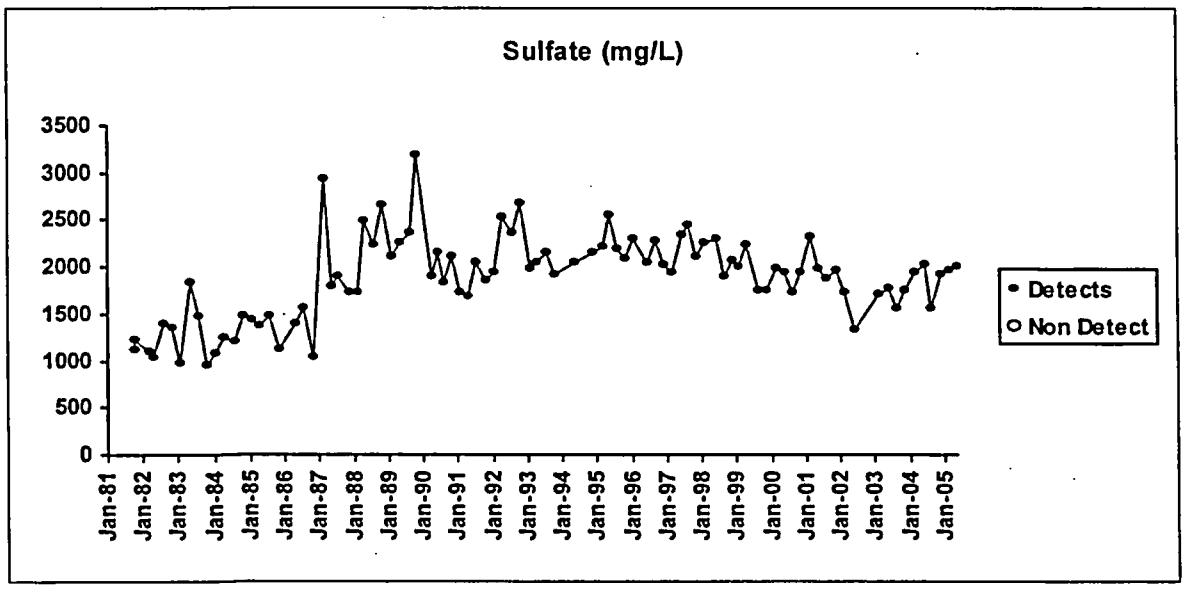

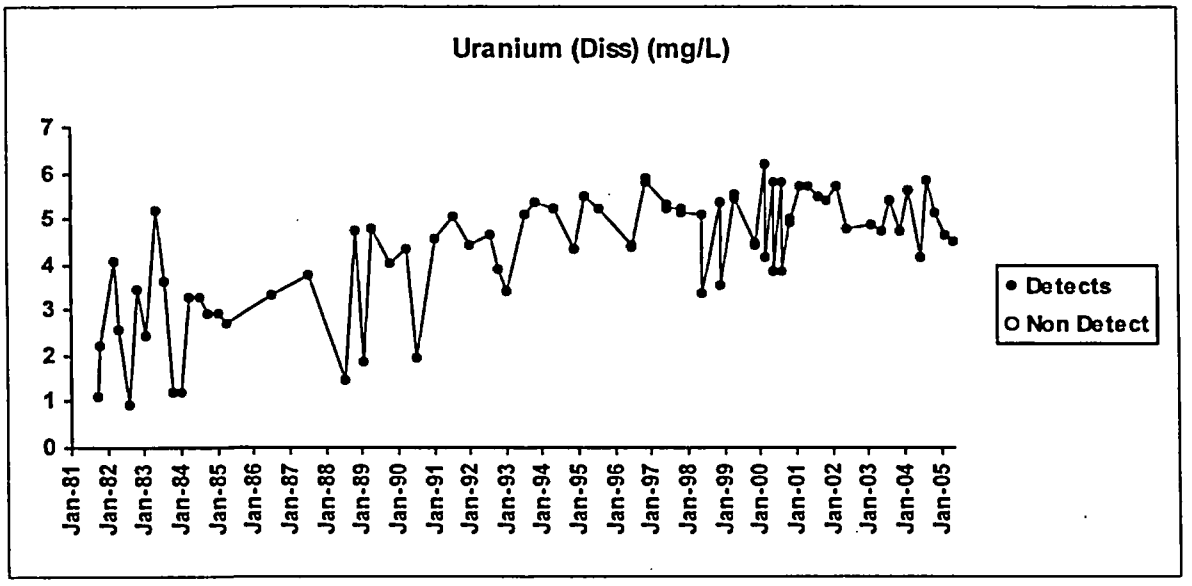

DRINKING WATER

Note: Effective March 10, 1997, Well #27 is no longer used as a drinking water source. However, the report format has not been changed in an effort to maintain consistency with previous reports.

ENERGY LABORATORIES, INC. • 2393 Salt Creek Highway (82601) • P.O. Box 3258 • Casper, WY 82602
Toll Free 888.235.0515 • 307.235.0515 • Fax 307.234.1639 • casper@energylab.com • www.energylab.com

LABORATORY ANALYTICAL REPORT

Client: Western Nuclear
Project: Split Rock Mill Site
Lab ID: C05020744-009
Client Sample ID: WN-27

Report Date: 03/15/05
Collection Date: 02/16/05
Date Received: 02/17/05
Matrix: Aqueous

Analyses	Result	Units	Qual	RL	MCL/ QCL	Method	Analysis Date / By
MAJOR IONS							
Chloride	6	mg/L		5		E200.7	02/23/05 18:59 / ts
Nitrogen, Nitrate+Nitrite as N	0.5	mg/L		0.2		E353.2	02/23/05 09:50 / jal
Sulfate	17	mg/L		5		E200.7	02/23/05 18:59 / ts
PHYSICAL PROPERTIES							
pH	7.78	s.u.		0.01		A4500-H B	02/18/05 15:06 / sl
Solids, Total Dissolved TDS @ 180 C	193	mg/L		10		A2540 C	02/18/05 11:22 / sl
METALS - DISSOLVED							
Beryllium	ND	mg/L		0.004		E200.8	02/27/05 23:47 / bws
Cadmium	ND	mg/L		0.001		E200.8	02/22/05 13:53 / bws
Chromium	ND	mg/L		0.005		E200.8	02/22/05 13:53 / bws
Lead	ND	mg/L		0.005		E200.8	02/22/05 13:53 / bws
Nickel	ND	mg/L		0.05		E200.8	02/22/05 13:53 / bws
Selenium	ND	mg/L		0.005		E200.8	02/22/05 13:53 / bws
Uranium	0.007	mg/L		0.001		E200.8	02/22/05 13:53 / bws
RADIONUCLIDES - DISSOLVED							
Thorium 230	ND	pCi/L		0.4		E907.0	02/24/05 10:30 / ph

Report Definitions:
RL - Analyte reporting limit.
QCL - Quality control limit.
MCL - Maximum contaminant level.
ND - Not detected at the reporting limit.

ENERGY LABORATORIES, INC. • 2393 Salt Creek Highway (82601) • P.O. Box 3258 • Casper, WY 82602
Toll Free 888.235.0515 • 307.235.0515 • Fax 307.234.1639 • casper@energylab.com • www.energylab.com

LABORATORY ANALYTICAL REPORT

Client: Western Nuclear
Project: Split Rock Mill Site
Lab ID: C05050467-025
Client Sample ID: WN-27

Report Date: 06/15/05
Collection Date: 05/11/05
Date Received: 05/12/05
Matrix: Aqueous

Analyses	Result	Units	Qual	RL	MCL/ QCL	Method	Analysis Date / By
MAJOR IONS							
Alkalinity, Total as CaCO3	120	mg/L		10		A2320 B	05/21/05 20:08 / slb
Carbonate as CO3	ND	mg/L		1		A2320 B	05/21/05 20:08 / slb
Bicarbonate as HCO3	146	mg/L		1		A2320 B	05/21/05 20:08 / slb
Calcium	38.5	mg/L		0.5		E200.7	05/20/05 14:33 / ts
Chloride	ND	mg/L		5		E200.7	05/20/05 14:33 / ts
Magnesium	5.4	mg/L		0.5		E200.7	05/20/05 14:33 / ts
Nitrogen, Ammonia as N	ND	mg/L		0.05		A4500-NH3 G	05/17/05 10:52 / jal
Nitrogen, Nitrate+Nitrite as N	0.7	mg/L		0.2		E353.2	05/13/05 13:23 / jal
Potassium	4.7	mg/L		0.5		E200.7	05/20/05 14:33 / ts
Sodium	15.6	mg/L		0.5		E200.7	05/20/05 14:33 / ts
Sulfate	19	mg/L		5		E200.7	05/20/05 14:33 / ts
PHYSICAL PROPERTIES							
Conductivity	290	umhos/cm		1.0		A2510 B	05/13/05 10:21 / th
pH	7.82	s.u.		0.01		A4500-H B	05/13/05 16:01 / th
Solids, Total Dissolved TDS @ 180 C	212	mg/L		10		A2540 C	05/13/05 12:14 / th
METALS - DISSOLVED							
Aluminum	ND	mg/L		0.1		E200.8	05/14/05 07:23 / bws
Arsenic	ND	mg/L		0.01		E200.8	05/14/05 07:23 / bws
Barium	ND	mg/L		0.05		E200.8	05/14/05 07:23 / bws
Beryllium	ND	mg/L		0.004		E200.8	05/26/05 17:18 / bws
Cadmium	ND	mg/L		0.001		E200.8	05/14/05 07:23 / bws
Chromium	ND	mg/L		0.005		E200.8	05/14/05 07:23 / bws
Iron	0.27	mg/L		0.05		E200.7	05/20/05 14:33 / ts
Lead	ND	mg/L		0.005		E200.8	05/14/05 07:23 / bws
Manganese	0.16	mg/L		0.05		E200.8	05/14/05 07:23 / bws
Mercury	ND	mg/L		0.001		E200.8	05/14/05 07:23 / bws
Molybdenum	ND	mg/L		0.1		E200.8	05/14/05 07:23 / bws
Nickel	ND	mg/L		0.05		E200.8	05/14/05 07:23 / bws
Selenium	ND	mg/L		0.005		E200.8	05/14/05 07:23 / bws
Silver	ND	mg/L		0.004		E200.8	05/14/05 07:23 / bws
Uranium	0.011	mg/L		0.001		E200.8	05/14/05 07:23 / bws
RADIONUCLIDES - DISSOLVED							
Radium 226	ND	pCi/L		1.0		E903.0	05/20/05 13:30 / trs
Radium 228	ND	pCi/L		2.0		E904.0	05/20/05 13:30 / pj
Thorium 230	ND	pCi/L		0.4		E907.0	05/19/05 10:30 / ph

Report Definitions:
RL - Analyte reporting limit.
QCL - Quality control limit.
MCL - Maximum contaminant level.
ND - Not detected at the reporting limit.

ENERGY LABORATORIES, INC. • 2393 Salt Creek Highway (82601) • P.O. Box 3258 • Casper, WY 82602
Toll Free 888.235.0515 • 307.235.0515 • Fax 307.234.1639 • casper@energylab.com • www.energylab.com

LABORATORY ANALYTICAL REPORT

Client: Western Nuclear
Project: Split Rock Mill Site
Lab ID: C05050467-025
Client Sample ID: WN-27

Report Date: 06/15/05
Collection Date: 05/11/05
Date Received: 05/12/05
Matrix: Aqueous

Analyses	Result	Units	Qual	RL	MCL/ QCL	Method	Analysis Date / By
DATA QUALITY							
A/C Balance (± 5)	3.43	%				Calculation	05/23/05 14:20 / smd
Anions	2.98	meq/L				Calculation	05/23/05 14:20 / smd
Cations	3.19	meq/L				Calculation	05/23/05 14:20 / smd
Solids, Total Dissolved Calculated	203	mg/L				Calculation	05/23/05 14:20 / smd
TDS Balance (0.80 - 1.20)	1.04	dec. %				Calculation	05/23/05 14:20 / smd

Report Definitions:
RL - Analyte reporting limit.
QCL - Quality control limit.
MCL - Maximum contaminant level.
ND - Not detected at the reporting limit.

SURFACE WATER

ENERGY LABORATORIES, INC. • 2393 Salt Creek Highway (82601) • P.O. Box 3258 • Casper, WY 82602
Toll Free 888.235.0515 • 307.235.0515 • Fax 307.234.1639 • casper@energylab.com • www.energylab.com

LABORATORY ANALYTICAL REPORT

Client: Western Nuclear
Project: Split Rock Mill Site
Lab ID: C05020744-011
Client Sample ID: WN-SWR-BE

Report Date: 03/15/05
Collection Date: 02/16/05
Date Received: 02/17/05
Matrix: Aqueous

Analyses	Result	Units	Qual	RL	MCL/ QCL	Method	Analysis Date / By
MAJOR IONS							
Chloride	13	mg/L		5		E200.7	02/23/05 19:06 / ts
Nitrogen, Nitrate+Nitrite as N	ND	mg/L		0.2		E353.2	02/23/05 09:55 / jal
Sulfate	41	mg/L		5		E200.7	02/23/05 19:06 / ts
PHYSICAL PROPERTIES							
pH	8.01	s.u.		0.01		A4500-H B	02/18/05 15:15 / sl
Solids, Total Dissolved TDS @ 180 C	239	mg/L		10		A2540 C	02/18/05 11:24 / sl
METALS - DISSOLVED							
Beryllium	ND	mg/L		0.004		E200.8	02/28/05 00:30 / bws
Cadmium	ND	mg/L		0.001		E200.8	02/22/05 14:07 / bws
Chromium	ND	mg/L		0.005		E200.8	03/11/05 16:23 / bws
Lead	ND	mg/L		0.005		E200.8	02/22/05 14:07 / bws
Nickel	ND	mg/L		0.05		E200.8	02/22/05 14:07 / bws
Selenium	ND	mg/L		0.005		E200.8	02/22/05 14:07 / bws
Uranium	0.013	mg/L		0.001		E200.8	02/22/05 14:07 / bws
RADIONUCLIDES - DISSOLVED							
Thorium 230	ND	pCi/L		0.4		E907.0	02/24/05 10:30 / ph

Report Definitions:
RL - Analyte reporting limit.
QCL - Quality control limit.
MCL - Maximum contaminant level.
ND - Not detected at the reporting limit.

ENERGY LABORATORIES, INC. • 2393 Salt Creek Highway (82601) • P.O. Box 3258 • Casper, WY 82602
Toll Free 888.235.0515 • 307.235.0515 • Fax 307.234.1639 • casper@energylab.com • www.energylab.com

LABORATORY ANALYTICAL REPORT

Client: Western Nuclear
Project: Split Rock Mill Site
Lab ID: C05050467-029
Client Sample ID: WN-SWR BE

Report Date: 06/15/05
Collection Date: 05/11/05
Date Received: 05/12/05
Matrix: Aqueous

Analyses	Result	Units	Qual	RL	MCL/ QCL	Method	Analysis Date / By
MAJOR IONS							
Alkalinity, Total as CaCO3	72	mg/L		10		A2320 B	05/21/05 20:49 / slb
Carbonate as CO3	ND	mg/L		1		A2320 B	05/21/05 20:49 / slb
Bicarbonate as HCO3	87	mg/L		1		A2320 B	05/21/05 20:49 / slb
Calcium	22.8	mg/L		0.5		E200.7	05/20/05 15:16 / ts
Chloride	ND	mg/L		5		E200.7	05/20/05 15:16 / ts
Magnesium	4.4	mg/L		0.5		E200.7	05/20/05 15:16 / ts
Nitrogen, Ammonia as N	0.05	mg/L		0.05		A4500-NH3 G	05/17/05 11:06 / jal
Nitrogen, Nitrate+Nitrite as N	ND	mg/L		0.2		E353.2	05/13/05 13:40 / jal
Potassium	2.7	mg/L		0.5		E200.7	05/20/05 15:16 / ts
Sodium	10	mg/L		0.5		E200.7	05/20/05 15:16 / ts
Sulfate	15	mg/L		5		E200.7	05/20/05 15:16 / ts
PHYSICAL PROPERTIES							
Conductivity	182	umhos/cm		1.0		A2510 B	05/13/05 10:28 / th
pH	8.06	s.u.		0.01		A4500-H B	05/13/05 16:09 / th
Solids, Total Dissolved TDS @ 180 C	142	mg/L		10		A2540 C	05/13/05 12:21 / th
METALS - DISSOLVED							
Aluminum	ND	mg/L		0.1		E200.8	05/14/05 08:31 / bws
Arsenic	ND	mg/L		0.01		E200.8	05/14/05 08:31 / bws
Barium	ND	mg/L		0.05		E200.8	05/14/05 08:31 / bws
Beryllium	ND	mg/L		0.004		E200.8	05/26/05 18:19 / bws
Cadmium	ND	mg/L		0.001		E200.8	05/14/05 08:31 / bws
Chromium	ND	mg/L		0.005		E200.8	05/14/05 08:31 / bws
Iron	0.35	mg/L		0.05		E200.7	05/20/05 15:16 / ts
Lead	ND	mg/L		0.005		E200.8	05/14/05 08:31 / bws
Manganese	ND	mg/L		0.05		E200.8	05/14/05 08:31 / bws
Mercury	ND	mg/L		0.001		E200.8	05/14/05 08:31 / bws
Molybdenum	ND	mg/L		0.1		E200.8	05/14/05 08:31 / bws
Nickel	ND	mg/L		0.05		E200.8	05/14/05 08:31 / bws
Selenium	ND	mg/L		0.005		E200.8	05/14/05 08:31 / bws
Silver	ND	mg/L		0.004		E200.8	05/14/05 08:31 / bws
Uranium	0.003	mg/L		0.001		E200.8	05/14/05 08:31 / bws
RADIONUCLIDES - DISSOLVED							
Radium 226	ND	pCi/L		1.0		E903.0	05/20/05 13:30 / trs
Radium 228	ND	pCi/L		2.0		E904.0	05/20/05 13:30 / pj
Thorium 230	ND	pCi/L		0.4		E907.0	05/19/05 10:30 / ph

Report Definitions:
RL - Analyte reporting limit.
QCL - Quality control limit.
MCL - Maximum contaminant level.
ND - Not detected at the reporting limit.

ENERGY LABORATORIES, INC. • 2393 Salt Creek Highway (82601) • P.O. Box 3258 • Casper, WY 82602
Toll Free 888.235.0515 • 307.235.0515 • Fax 307.234.1639 • casper@energylab.com • www.energylab.com

LABORATORY ANALYTICAL REPORT

Client: Western Nuclear
Project: Split Rock Mill Site
Lab ID: C05050467-029
Client Sample ID: WN-SWR BE

Report Date: 06/15/05
Collection Date: 05/11/05
Date Received: 05/12/05
Matrix: Aqueous

Analyses	Result	Units	Qual	RL	MCL/ QCL	Method	Analysis Date / By
DATA QUALITY							
A/C Balance (± 5)	4.98	%				Calculation	05/23/05 14:25 / smd
Anions	1.84	meq/L				Calculation	05/23/05 14:25 / smd
Cations	2.03	meq/L				Calculation	05/23/05 14:25 / smd
Solids, Total Dissolved Calculated	116	mg/L				Calculation	05/23/05 14:25 / smd
TDS Balance (0.80 - 1.20)	1.20	dec. %				Calculation	05/23/05 14:25 / smd

Report Definitions:
RL - Analyte reporting limit.
QCL - Quality control limit.
MCL - Maximum contaminant level.
ND - Not detected at the reporting limit.

ENERGY LABORATORIES, INC. • 2393 Salt Creek Highway (82601) • P.O. Box 3258 • Casper, WY 82602
Toll Free 888.235.0515 • 307.235.0515 • Fax 307.234.1639 • casper@energylab.com • www.energylab.com

LABORATORY ANALYTICAL REPORT

Client: Western Nuclear
Project: Split Rock Mill Site
Lab ID: C05020744-012
Client Sample ID: WN-SWR-AC

Report Date: 03/15/05
Collection Date: 02/16/05
Date Received: 02/17/05
Matrix: Aqueous

Analyses	Result	Units	Qual	RL	MCL/ QCL	Method	Analysis Date / By
MAJOR IONS							
Chloride	8	mg/L		5		E200.7	02/23/05 19:09 / ts
Nitrogen, Nitrate+Nitrite as N	ND	mg/L		0.2		E353.2	02/23/05 09:58 / jal
Sulfate	31	mg/L		5		E200.7	02/23/05 19:09 / ts
PHYSICAL PROPERTIES							
pH	7.98	s.u.		0.01		A4500-H B	02/18/05 15:16 / sl
Solids, Total Dissolved TDS @ 180 C	198	mg/L		10		A2540 C	02/18/05 11:24 / sl
METALS - DISSOLVED							
Beryllium	ND	mg/L		0.004		E200.8	02/28/05 00:37 / bws
Cadmium	ND	mg/L		0.001		E200.8	02/22/05 15:04 / bws
Chromium	ND	mg/L		0.005		E200.8	02/22/05 15:04 / bws
Lead	ND	mg/L		0.005		E200.8	02/22/05 15:04 / bws
Nickel	ND	mg/L		0.05		E200.8	02/22/05 15:04 / bws
Selenium	ND	mg/L		0.005		E200.8	02/22/05 15:04 / bws
[illegible]nium	0.004	mg/L		0.001		E200.8	02/22/05 15:04 / bws
RADIONUCLIDES - DISSOLVED							
Thorium 230	ND	pCi/L		0.4		E907.0	02/24/05 10:30 / ph

Report Definitions:
RL - Analyte reporting limit.
QCL - Quality control limit.
MCL - Maximum contaminant level.
ND - Not detected at the reporting limit.

ENERGY LABORATORIES, INC. • 2393 Salt Creek Highway (82601) • P.O. Box 3258 • Casper, WY 82602
Toll Free 888.235.0515 • 307.235.0515 • Fax 307.234.1639 • casper@energylab.com • www.energylab.com

LABORATORY ANALYTICAL REPORT

Client: Western Nuclear
Project: Split Rock Mill Site
Lab ID: C05050467-028
Client Sample ID: WN-SWR AC

Report Date: 06/15/05
Collection Date: 05/11/05
Date Received: 05/12/05
Matrix: Aqueous

Analyses	Result	Units	Qual	RL	MCL/ QCL	Method	Analysis Date / By
MAJOR IONS							
Alkalinity, Total as CaCO3	68	mg/L		10		A2320 B	05/21/05 20:37 / slb
Carbonate as CO3	ND	mg/L		1		A2320 B	05/21/05 20:37 / slb
Bicarbonate as HCO3	83	mg/L		1		A2320 B	05/21/05 20:37 / slb
Calcium	21.9	mg/L		0.5		E200.7	05/20/05 15:13 / ts
Chloride	ND	mg/L		5		E200.7	05/20/05 15:13 / ts
Magnesium	4.3	mg/L		0.5		E200.7	05/20/05 15:13 / ts
Nitrogen, Ammonia as N	ND	mg/L		0.05		A4500-NH3 G	05/17/05 11:04 / jal
Nitrogen, Nitrate+Nitrite as N	ND	mg/L		0.2		E353.2	05/13/05 13:38 / jal
Potassium	2.6	mg/L		0.5		E200.7	05/20/05 15:13 / ts
Sodium	8.8	mg/L		0.5		E200.7	05/20/05 15:13 / ts
Sulfate	14	mg/L		5		E200.7	05/20/05 15:13 / ts
PHYSICAL PROPERTIES							
Conductivity	174	umhos/cm		1.0		A2510 B	05/13/05 10:26 / th
pH	7.90	s.u.		0.01		A4500-H B	05/13/05 16:07 / th
Solids, Total Dissolved TDS @ 180 C	135	mg/L		10		A2540 C	05/13/05 12:21 / th
METALS - DISSOLVED							
Aluminum	ND	mg/L		0.1		E200.8	05/14/05 08:24 / bws
Arsenic	ND	mg/L		0.01		E200.8	05/14/05 08:24 / bws
Barium	ND	mg/L		0.05		E200.8	05/14/05 08:24 / bws
Beryllium	ND	mg/L		0.004		E200.8	05/26/05 18:12 / bws
Cadmium	ND	mg/L		0.001		E200.8	05/14/05 08:24 / bws
Chromium	ND	mg/L		0.005		E200.8	05/14/05 08:24 / bws
Iron	0.29	mg/L		0.05		E200.7	05/20/05 15:13 / ts
Lead	ND	mg/L		0.005		E200.8	05/14/05 08:24 / bws
Manganese	ND	mg/L		0.05		E200.8	05/14/05 08:24 / bws
Mercury	ND	mg/L		0.001		E200.8	05/14/05 08:24 / bws
Molybdenum	ND	mg/L		0.1		E200.8	05/14/05 08:24 / bws
Nickel	ND	mg/L		0.05		E200.8	05/14/05 08:24 / bws
Selenium	ND	mg/L		0.005		E200.8	05/14/05 08:24 / bws
Silver	ND	mg/L		0.004		E200.8	05/14/05 08:24 / bws
Uranium	0.002	mg/L		0.001		E200.8	05/14/05 08:24 / bws
RADIONUCLIDES - DISSOLVED							
Radium 226	ND	pCi/L		1.0		E903.0	05/20/05 13:30 / trs
Radium 228	ND	pCi/L		2.0		E904.0	05/20/05 13:30 / pj
Thorium 230	ND	pCi/L		0.4		E907.0	05/19/05 10:30 / ph

Report Definitions:
RL - Analyte reporting limit.
QCL - Quality control limit.
MCL - Maximum contaminant level.
ND - Not detected at the reporting limit.

ENERGY LABORATORIES, INC. • 2393 Salt Creek Highway (82601) • P.O. Box 3258 • Casper, WY 82602
Toll Free 888.235.0515 • 307.235.0515 • Fax 307.234.1639 • casper@energylab.com • www.energylab.com

LABORATORY ANALYTICAL REPORT

Client: Western Nuclear
Project: Split Rock Mill Site
Lab ID: C05050467-028
Client Sample ID: WN-SWR AC

Report Date: 06/15/05
Collection Date: 05/11/05
Date Received: 05/12/05
Matrix: Aqueous

Analyses	Result	Units	Qual	RL	MCL/ QCL	Method	Analysis Date / By
DATA QUALITY							
A/C Balance (± 5)	3.98	%				Calculation	05/23/05 14:22 / smd
Anions	1.77	meq/L				Calculation	05/23/05 14:22 / smd
Cations	1.92	meq/L				Calculation	05/23/05 14:22 / smd
Solids, Total Dissolved Calculated	111	mg/L				Calculation	05/23/05 14:22 / smd
TDS Balance (0.80 - 1.20)	1.20	dec. %				Calculation	05/23/05 14:22 / smd

Report Definitions:
RL - Analyte reporting limit.
QCL - Quality control limit.
MCL - Maximum contaminant level.
ND - Not detected at the reporting limit.

ENERGY LABORATORIES, INC. • 2393 Salt Creek Highway (82601) • P.O. Box 3258 • Casper, WY 82602
Toll Free 888.235.0515 • 307.235.0515 • Fax 307.234.1639 • casper@energylab.com • www.energylab.com

LABORATORY ANALYTICAL REPORT

Client: Western Nuclear
Project: Split Rock Mill Site
Lab ID: C05020744-010
Client Sample ID: WN-SWR-AB

Report Date: 03/15/05
Collection Date: 02/16/05
Date Received: 02/17/05
Matrix: Aqueous

Analyses	Result	Units	Qual	RL	MCL/ QCL	Method	Analysis Date / By
MAJOR IONS							
Chloride	7	mg/L		5		E200.7	02/23/05 19:02 / ts
Nitrogen, Nitrate+Nitrite as N	ND	mg/L		0.2		E353.2	02/23/05 09:53 / jal
Sulfate	28	mg/L		5		E200.7	02/23/05 19:02 / ts
PHYSICAL PROPERTIES							
pH	7.86	s.u.		0.01		A4500-H B	02/18/05 15:12 / sl
Solids, Total Dissolved TDS @ 180 C	175	mg/L		10		A2540 C	02/18/05 11:23 / sl
METALS - DISSOLVED							
Beryllium	ND	mg/L		0.004		E200.8	02/27/05 23:55 / bws
Cadmium	ND	mg/L		0.001		E200.8	02/22/05 14:00 / bws
Chromium	ND	mg/L		0.005		E200.8	02/22/05 14:00 / bws
Lead	ND	mg/L		0.005		E200.8	02/22/05 14:00 / bws
Nickel	ND	mg/L		0.05		E200.8	02/22/05 14:00 / bws
Selenium	ND	mg/L		0.005		E200.8	02/22/05 14:00 / bws
Uranium	0.003	mg/L		0.001		E200.8	02/22/05 14:00 / bws
RADIONUCLIDES - DISSOLVED							
Thorium 230	ND	pCi/L		0.4		E907.0	02/24/05 10:30 / ph

Report Definitions:
RL - Analyte reporting limit.
QCL - Quality control limit.
MCL - Maximum contaminant level.
ND - Not detected at the reporting limit.

ENERGY LABORATORIES, INC. • 2393 Salt Creek Highway (82601) • P.O. Box 3258 • Casper, WY 82602
Toll Free 888.235.0515 • 307.235.0515 • Fax 307.234.1639 • casper@energylab.com • www.energylab.com

LABORATORY ANALYTICAL REPORT

Client: Western Nuclear
Project: Split Rock Mill Site
Lab ID: C05050467-027
Client Sample ID: WN-SWR AB

Report Date: 06/15/05
Collection Date: 05/11/05
Date Received: 05/12/05
Matrix: Aqueous

Analyses	Result	Units	Qual	RL	MCL/ QCL	Method	Analysis Date / By
MAJOR IONS							
Alkalinity, Total as CaCO3	63	mg/L		10		A2320 B	05/21/05 20:26 / slb
Carbonate as CO3	ND	mg/L		1		A2320 B	05/21/05 20:26 / slb
Bicarbonate as HCO3	77	mg/L		1		A2320 B	05/21/05 20:26 / slb
Calcium	19.6	mg/L		0.5		E200.7	05/20/05 15:10 / ts
Chloride	ND	mg/L		5		E200.7	05/20/05 15:10 / ts
Magnesium	3.9	mg/L		0.5		E200.7	05/20/05 15:10 / ts
Nitrogen, Ammonia as N	0.05	mg/L		0.05		A4500-NH3 G	05/17/05 11:02 / jal
Nitrogen, Nitrate+Nitrite as N	ND	mg/L		0.2		E353.2	05/13/05 13:35 / jal
Potassium	2.4	mg/L		0.5		E200.7	05/20/05 15:10 / ts
Sodium	7.8	mg/L		0.5		E200.7	05/20/05 15:10 / ts
Sulfate	12	mg/L		5		E200.7	05/20/05 15:10 / ts
PHYSICAL PROPERTIES							
Conductivity	158	umhos/cm		1.0		A2510 B	05/13/05 10:24 / th
pH	7.98	s.u.		0.01		A4500-H B	05/13/05 16:05 / th
Solids, Total Dissolved TDS @ 180 C	121	mg/L		10		A2540 C	05/13/05 12:20 / th
METALS - DISSOLVED							
Aluminum	ND	mg/L		0.1		E200.8	05/14/05 08:17 / bws
Arsenic	ND	mg/L		0.01		E200.8	05/14/05 08:17 / bws
Barium	ND	mg/L		0.05		E200.8	05/14/05 08:17 / bws
Beryllium	ND	mg/L		0.004		E200.8	05/26/05 18:04 / bws
Cadmium	ND	mg/L		0.001		E200.8	05/14/05 08:17 / bws
Chromium	ND	mg/L		0.005		E200.8	05/14/05 08:17 / bws
Iron	0.30	mg/L		0.05		E200.7	05/20/05 15:10 / ts
Lead	ND	mg/L		0.005		E200.8	05/14/05 08:17 / bws
Manganese	ND	mg/L		0.05		E200.8	05/14/05 08:17 / bws
Mercury	ND	mg/L		0.001		E200.8	05/14/05 08:17 / bws
Molybdenum	ND	mg/L		0.1		E200.8	05/14/05 08:17 / bws
Nickel	ND	mg/L		0.05		E200.8	05/14/05 08:17 / bws
Selenium	ND	mg/L		0.005		E200.8	05/14/05 08:17 / bws
Silver	ND	mg/L		0.004		E200.8	05/14/05 08:17 / bws
Uranium	0.002	mg/L		0.001		E200.8	05/14/05 08:17 / bws
RADIONUCLIDES - DISSOLVED							
Radium 226	ND	pCi/L		1.0		E903.0	05/20/05 13:30 / trs
Radium 228	ND	pCi/L		2.0		E904.0	05/20/05 13:30 / pj
Thorium 230	ND	pCi/L		0.4		E907.0	05/19/05 10:30 / ph

Report Definitions:
RL - Analyte reporting limit.
QCL - Quality control limit.
MCL - Maximum contaminant level.
ND - Not detected at the reporting limit.

ENERGY LABORATORIES, INC. • 2393 Salt Creek Highway (82601) • P.O. Box 3258 • Casper, WY 82602
Toll Free 888.235.0515 • 307.235.0515 • Fax 307.234.1639 • casper@energylab.com • www.energylab.com

LABORATORY ANALYTICAL REPORT

Client: Western Nuclear
Project: Split Rock Mill Site
Lab ID: C05050467-027
Client Sample ID: WN-SWR AB

Report Date: 06/15/05
Collection Date: 05/11/05
Date Received: 05/12/05
Matrix: Aqueous

Analyses	Result	Units	Qual	RL	MCL/ QCL	Method	Analysis Date / By
DATA QUALITY							
A/C Balance (± 5)	3.35	%				Calculation	05/23/05 14:21 / smd
Anions	1.61	meq/L				Calculation	05/23/05 14:21 / smd
Cations	1.72	meq/L				Calculation	05/23/05 14:21 / smd
Solids, Total Dissolved Calculated	101	mg/L				Calculation	05/23/05 14:21 / smd
TDS Balance (0.80 - 1.20)	1.20	dec. %				Calculation	05/23/05 14:21 / smd

Report Definitions:
RL - Analyte reporting limit.
QCL - Quality control limit.
MCL - Maximum contaminant level.
ND - Not detected at the reporting limit.

GROUNDWATER

ENERGY LABORATORIES, INC. • 2393 Salt Creek Highway (82601) • P.O. Box 3258 • Casper, WY 82602
Toll Free 888.235.0515 • 307.235.0515 • Fax 307.234.1639 • casper@energylab.com • www.energylab.com

LABORATORY ANALYTICAL REPORT

Client: Western Nuclear
Project: Split Rock Mill Site
Lab ID: C05020755-014
Client Sample ID: WN-1

Report Date: 03/22/05
Collection Date: 02/15/05
Date Received: 02/17/05
Matrix: Aqueous

Analyses	Result	Units	Qual	RL	MCL/ QCL	Method	Analysis Date / By
MAJOR IONS							
Alkalinity, Total as CaCO3	733	mg/L		10		A2320 B	02/24/05 10:25 / nlm
Carbonate as CO3	ND	mg/L		1		A2320 B	02/24/05 10:25 / nlm
Bicarbonate as HCO3	894	mg/L		1		A2320 B	02/24/05 10:25 / nlm
Calcium	711	mg/L	D	0.6		E200.7	02/28/05 17:16 / ts
Chloride	78	mg/L		5		E200.7	02/28/05 17:13 / ts
Magnesium	134	mg/L	D	0.5		E200.7	02/28/05 17:16 / ts
Nitrogen, Ammonia as N	14.8	mg/L	D	0.2		A4500-NH3 G	02/22/05 12:12 / jal
Nitrogen, Nitrate+Nitrite as N	42.3	mg/L	D	0.6		E353.2	02/23/05 10:56 / jal
Potassium	19.0	mg/L		0.5		E200.7	02/28/05 17:13 / ts
Sodium	118	mg/L		0.5		E200.7	02/28/05 17:13 / ts
Sulfate	1460	mg/L		5		E200.7	02/28/05 17:13 / ts
PHYSICAL PROPERTIES							
Conductivity	3810	umhos/cm		1.0		A2510 B	02/18/05 14:30 / sl
pH	6.56	s.u.		0.01		A4500-H B	02/18/05 15:55 / sl
Solids, Total Dissolved TDS @ 180 C	3450	mg/L		10		A2540 C	02/18/05 11:34 / sl
METALS - DISSOLVED							
Aluminum	ND	mg/L		0.1		E200.8	02/22/05 20:55 / bws
Arsenic	ND	mg/L		0.01		E200.8	02/22/05 20:55 / bws
Barium	ND	mg/L		0.05		E200.8	02/22/05 20:55 / bws
Beryllium	ND	mg/L		0.004		E200.8	02/22/05 20:55 / bws
Cadmium	ND	mg/L		0.001		E200.8	02/22/05 20:55 / bws
Chromium	ND	mg/L		0.005		E200.8	02/22/05 20:55 / bws
Iron	ND	mg/L		0.05		E200.7	02/28/05 17:13 / ts
Lead	ND	mg/L		0.005		E200.8	02/22/05 20:55 / bws
Manganese	3.52	mg/L		0.05		E200.8	02/22/05 20:55 / bws
Mercury	ND	mg/L		0.001		E200.8	02/22/05 20:55 / bws
Molybdenum	ND	mg/L		0.1		E200.8	02/22/05 20:55 / bws
Nickel	ND	mg/L		0.05		E200.8	02/22/05 20:55 / bws
Selenium	0.010	mg/L		0.005		E200.8	02/22/05 20:55 / bws
Silver	ND	mg/L		0.004		E200.8	02/22/05 20:55 / bws
Uranium	4.45	mg/L		0.001		E200.8	02/22/05 20:55 / bws
RADIONUCLIDES - DISSOLVED							
Radium 226	2.4	pCi/L		1.0		E903.0	02/22/05 15:30 / df
Radium 226 precision (±)	0.7	pCi/L				E903.0	02/22/05 15:30 / df
Radium 228	ND	pCi/L		2.0		E904.0	02/22/05 15:30 / pj
Thorium 230	ND	pCi/L		0.4		E907.0	02/23/05 10:30 / ph

Report Definitions:
RL - Analyte reporting limit.
QCL - Quality control limit.
D - RL increased due to sample matrix interference.
MCL - Maximum contaminant level.
ND - Not detected at the reporting limit.

ENERGY LABORATORIES, INC. • 2393 Salt Creek Highway (82601) • P.O. Box 3258 • Casper, WY 82602
Toll Free 888.235.0515 • 307.235.0515 • Fax 307.234.1639 • casper@energylab.com • www.energylab.com

LABORATORY ANALYTICAL REPORT

Client: Western Nuclear
Project: Split Rock Mill Site
Lab ID: C05020755-014
Client Sample ID: WN-1

Report Date: 03/22/05
Collection Date: 02/15/05
Date Received: 02/17/05
Matrix: Aqueous

Analyses	Result	Units	Qual	RL	MCL/ QCL	Method	Analysis Date / By
DATA QUALITY							
A/C Balance (± 5)	3.11	%				Calculation	03/07/05 15:06 / smd
Anions	50.2	meq/L				Calculation	03/07/05 15:06 / smd
Cations	53.4	meq/L				Calculation	03/07/05 15:06 / smd
Solids, Total Dissolved Calculated	3190	mg/L				Calculation	03/07/05 15:06 / smd
TDS Balance (0.80 - 1.20)	1.08	dec. %				Calculation	03/07/05 15:06 / smd

Report Definitions:
RL - Analyte reporting limit.
QCL - Quality control limit.
MCL - Maximum contaminant level.
ND - Not detected at the reporting limit.

ENERGY LABORATORIES, INC. • 2393 Salt Creek Highway (82601) • P.O. Box 3258 • Casper, WY 82602
Toll Free 888.235.0515 • 307.235.0515 • Fax 307.234.1639 • casper@energylab.com • www.energylab.com

LABORATORY ANALYTICAL REPORT

Client: Western Nuclear
Project: Split Rock Mill Site
Lab ID: C05050467-023
Client Sample ID: WN-1

Report Date: 06/15/05
Collection Date: 05/11/05
Date Received: 05/12/05
Matrix: Aqueous

Analyses	Result	Units	Qual	RL	MCL/ QCL	Method	Analysis Date / By
MAJOR IONS							
Alkalinity, Total as CaCO3	722	mg/L		10		A2320 B	05/21/05 19:43 / slb
Carbonate as CO3	ND	mg/L		1		A2320 B	05/21/05 19:43 / slb
Bicarbonate as HCO3	881	mg/L		1		A2320 B	05/21/05 19:43 / slb
Calcium	714	mg/L	D	0.6		E200.7	05/20/05 14:24 / ts
Chloride	71	mg/L		5		E200.7	05/20/05 14:12 / ts
Magnesium	136	mg/L	D	0.5		E200.7	05/20/05 14:24 / ts
Nitrogen, Ammonia as N	16.1	mg/L	D	0.2		A4500-NH3 G	05/17/05 10:48 / jal
Nitrogen, Nitrate+Nitrite as N	42.7	mg/L	D	0.6		E353.2	05/13/05 13:18 / jal
Potassium	19.9	mg/L		0.5		E200.7	05/20/05 14:12 / ts
Sodium	130	mg/L		0.5		E200.7	05/20/05 14:12 / ts
Sulfate	1480	mg/L		5		E200.7	05/20/05 14:12 / ts
PHYSICAL PROPERTIES							
Conductivity	3790	umhos/cm		1.0		A2510 B	05/13/05 10:19 / th
pH	6.71	s.u.		0.01		A4500-H B	05/13/05 15:58 / th
Solids, Total Dissolved TDS @ 180 C	3530	mg/L		10		A2540 C	05/13/05 12:14 / th
METALS - DISSOLVED							
Aluminum	ND	mg/L		0.1		E200.8	05/14/05 07:08 / bws
Arsenic	ND	mg/L		0.01		E200.8	05/14/05 07:08 / bws
Barium	ND	mg/L		0.05		E200.8	05/14/05 07:08 / bws
Beryllium	ND	mg/L		0.004		E200.8	05/26/05 17:08 / bws
Cadmium	ND	mg/L		0.001		E200.8	05/14/05 07:08 / bws
Chromium	ND	mg/L		0.005		E200.8	05/14/05 07:08 / bws
Iron	ND	mg/L		0.05		E200.7	05/20/05 14:12 / ts
Lead	ND	mg/L		0.005		E200.8	05/14/05 07:08 / bws
Manganese	4.89	mg/L		0.05		E200.8	05/14/05 07:08 / bws
Mercury	ND	mg/L		0.001		E200.8	05/14/05 07:08 / bws
Molybdenum	ND	mg/L		0.1		E200.8	05/14/05 07:08 / bws
Nickel	ND	mg/L		0.05		E200.8	05/14/05 07:08 / bws
Selenium	0.011	mg/L		0.005		E200.8	05/14/05 07:08 / bws
Silver	ND	mg/L		0.004		E200.8	05/14/05 07:08 / bws
Uranium	4.32	mg/L		0.001		E200.8	05/14/05 07:08 / bws
RADIONUCLIDES - DISSOLVED							
Radium 226	1.1	pCi/L		1.0		E903.0	05/20/05 13:30 / trs
Radium 226 precision (±)	0.6	pCi/L				E903.0	05/20/05 13:30 / trs
Radium 228	ND	pCi/L		2.0		E904.0	05/20/05 13:30 / pj
Thorium 230	ND	pCi/L		0.4		E907.0	05/19/05 10:30 / ph

Report Definitions:
RL - Analyte reporting limit.
QCL - Quality control limit.
D - RL increased due to sample matrix interference.
MCL - Maximum contaminant level.
ND - Not detected at the reporting limit.

ENERGY LABORATORIES, INC. • 2393 Salt Creek Highway (82601) • P.O. Box 3258 • Casper, WY 82602
Toll Free 888.235.0515 • 307.235.0515 • Fax 307.234.1639 • casper@energylab.com • www.energylab.com

LABORATORY ANALYTICAL REPORT

Client: Western Nuclear
Project: Split Rock Mill Site
Lab ID: C05050467-023
Client Sample ID: WN-1

Report Date: 06/15/05
Collection Date: 05/11/05
Date Received: 05/12/05
Matrix: Aqueous

Analyses	Result	Units	Qual	RL	MCL/ QCL	Method	Analysis Date / By
DATA QUALITY							
A/C Balance (± 5)	4.02	%				Calculation	05/23/05 14:19 / smd
Anions	50.3	meq/L				Calculation	05/23/05 14:19 / smd
Cations	54.5	meq/L				Calculation	05/23/05 14:19 / smd
Solids, Total Dissolved Calculated	3220	mg/L				Calculation	05/23/05 14:19 / smd
TDS Balance (0.80 - 1.20)	1.10	dec. %				Calculation	05/23/05 14:19 / smd

Report Definitions:
RL - Analyte reporting limit.
QCL - Quality control limit.
MCL - Maximum contaminant level.
ND - Not detected at the reporting limit.

ENERGY LABORATORIES
ENERGY LABORATORIES, INC. • 2393 Salt Creek Highway (82601) • P.O. Box 3258 • Casper, WY 82602
Toll Free 888.235.0515 • 307.235.0515 • Fax 307.234.1639 • casper@energylab.com • www.energylab.com

LABORATORY ANALYTICAL REPORT

Client: Western Nuclear
Project: Split Rock Mill Site
Lab ID: C05020744-005
Client Sample ID: WN-2

Report Date: 03/15/05
Collection Date: 02/14/05
Date Received: 02/17/05
Matrix: Aqueous

Analyses	Result	Units	Qual	RL	MCL/ QCL	Method	Analysis Date / By
MAJOR IONS							
Chloride	101	mg/L		5		E200.7	02/23/05 18:32 / ts
Nitrogen, Nitrate+Nitrite as N	29.4	mg/L	D	0.3		E353.2	02/18/05 11:46 / jal
Sulfate	1870	mg/L	D	8		E200.7	02/23/05 18:35 / ts
PHYSICAL PROPERTIES							
pH	6.99	s.u.		0.01		A4500-H B	02/18/05 14:56 / sl
Solids, Total Dissolved TDS @ 180 C	3880	mg/L		10		A2540 C	02/18/05 11:20 / sl
METALS - DISSOLVED							
Beryllium	ND	mg/L		0.004		E200.8	02/27/05 23:12 / bws
Cadmium	ND	mg/L	D	0.002		E200.8	02/22/05 13:17 / bws
Chromium	ND	mg/L		0.005		E200.8	02/22/05 13:17 / bws
Lead	ND	mg/L		0.005		E200.8	02/22/05 13:17 / bws
Nickel	ND	mg/L		0.05		E200.8	02/22/05 13:17 / bws
Selenium	0.037	mg/L		0.005		E200.8	02/22/05 13:17 / bws
Uranium	0.634	mg/L		0.001		E200.8	02/22/05 13:17 / bws
RADIONUCLIDES - DISSOLVED							
Thorium 230	ND	pCi/L		0.4		E907.0	02/24/05 10:30 / ph

Report Definitions:
RL - Analyte reporting limit.
QCL - Quality control limit.
D - RL increased due to sample matrix interference.
MCL - Maximum contaminant level.
ND - Not detected at the reporting limit.

ENERGY LABORATORIES, INC. • 2393 Salt Creek Highway (82601) • P.O. Box 3258 • Casper, WY 82602
Toll Free 888.235.0515 • 307.235.0515 • Fax 307.234.1639 • casper@energylab.com • www.energylab.com

LABORATORY ANALYTICAL REPORT

Client: Western Nuclear
Project: Split Rock Mill Site
Lab ID: C05050467-002
Client Sample ID: WN-2

Report Date: 06/15/05
Collection Date: 05/09/05
Date Received: 05/12/05
Matrix: Aqueous

Analyses	Result	Units	Qual	RL	MCL/ QCL	Method	Analysis Date / By
MAJOR IONS							
Alkalinity, Total as CaCO3	587	mg/L		10		A2320 B	05/21/05 15:25 / slb
Carbonate as CO3	ND	mg/L		1		A2320 B	05/21/05 15:25 / slb
Bicarbonate as HCO3	717	mg/L		1		A2320 B	05/21/05 15:25 / slb
Calcium	893	mg/L	D	0.6		E200.7	05/20/05 09:54 / ts
Chloride	116	mg/L		5		E200.7	05/20/05 09:51 / ts
Magnesium	112	mg/L	D	0.5		E200.7	05/20/05 09:54 / ts
Nitrogen, Ammonia as N	0.50	mg/L		0.05		A4500-NH3 G	05/17/05 09:44 / jal
Nitrogen, Nitrate+Nitrite as N	24.8	mg/L	D	0.3		E353.2	05/13/05 11:53 / jal
Potassium	18.6	mg/L		0.5		E200.7	05/20/05 09:51 / ts
Sodium	73.0	mg/L		0.5		E200.7	05/20/05 09:51 / ts
Sulfate	1910	mg/L	D	8		E200.7	05/20/05 09:54 / ts
PHYSICAL PROPERTIES							
Conductivity	3810	umhos/cm		1.0		A2510 B	05/13/05 09:08 / th
	7.04	s.u.		0.01		A4500-H B	05/13/05 14:58 / th
Solids, Total Dissolved TDS @ 180 C	4240	mg/L		10		A2540 C	05/13/05 11:45 / th
METALS - DISSOLVED							
Aluminum	ND	mg/L		0.1		E200.7	05/20/05 09:51 / ts
Arsenic	ND	mg/L		0.01		E200.8	05/14/05 00:50 / bws
Barium	ND	mg/L		0.05		E200.8	05/14/05 00:50 / bws
Beryllium	ND	mg/L		0.004		E200.8	05/26/05 13:57 / bws
Cadmium	0.002	mg/L	D	0.002		E200.8	05/14/05 00:50 / bws
Chromium	ND	mg/L		0.005		E200.8	05/14/05 00:50 / bws
Iron	0.26	mg/L		0.05		E200.7	05/20/05 09:51 / ts
Lead	ND	mg/L		0.005		E200.8	05/14/05 00:50 / bws
Manganese	1.17	mg/L		0.05		E200.8	05/14/05 00:50 / bws
Mercury	ND	mg/L		0.001		E200.8	05/14/05 00:50 / bws
Molybdenum	ND	mg/L		0.1		E200.8	05/14/05 00:50 / bws
Nickel	ND	mg/L		0.05		E200.8	05/14/05 00:50 / bws
Selenium	0.047	mg/L		0.005		E200.8	05/14/05 00:50 / bws
Silver	ND	mg/L		0.004		E200.8	05/14/05 00:50 / bws
Uranium	0.542	mg/L		0.001		E200.8	05/14/05 00:50 / bws
RADIONUCLIDES - DISSOLVED							
Radium 226	ND	pCi/L		1.0		E903.0	05/20/05 13:00 / trs
Radium 228	ND	pCi/L		2.0		E904.0	05/20/05 13:00 / pj
Thorium 230	ND	pCi/L		0.4		E907.0	05/17/05 10:30 / ph

Definitions:
RL - Analyte reporting limit.
QCL - Quality control limit.
D - RL increased due to sample matrix interference.
MCL - Maximum contaminant level.
ND - Not detected at the reporting limit.

ENERGY LABORATORIES, INC. • 2393 Salt Creek Highway (82601) • P.O. Box 3258 • Casper, WY 82602
Toll Free 888.235.0515 • 307.235.0515 • Fax 307.234.1639 • casper@energylab.com • www.energylab.com

LABORATORY ANALYTICAL REPORT

Client: Western Nuclear
Project: Split Rock Mill Site
Lab ID: C05050467-002
Client Sample ID: WN-2

Report Date: 06/15/05
Collection Date: 05/09/05
Date Received: 05/12/05
Matrix: Aqueous

Analyses	Result	Units	Qual	RL	MCL/ QCL	Method	Analysis Date / By
DATA QUALITY							
A/C Balance (± 5)	0.868	%				Calculation	05/23/05 14:13 / smd
Anions	56.5	meq/L				Calculation	05/23/05 14:13 / smd
Cations	57.5	meq/L				Calculation	05/23/05 14:13 / smd
Solids, Total Dissolved Calculated	3580	mg/L				Calculation	05/23/05 14:13 / smd
TDS Balance (0.80 - 1.20)	1.18	dec. %				Calculation	05/23/05 14:13 / smd

Report Definitions:
RL - Analyte reporting limit.
QCL - Quality control limit.
MCL - Maximum contaminant level.
ND - Not detected at the reporting limit.

ENERGY LABORATORIES, INC. • 2393 Salt Creek Highway (82601) • P.O. Box 3258 • Casper, WY 82602
Toll Free 888.235.0515 • 307.235.0515 • Fax 307.234.1639 • casper@energylab.com • www.energylab.com

LABORATORY ANALYTICAL REPORT

Client: Western Nuclear
Project: Split Rock Mill Site
Lab ID: C05020755-004
Client Sample ID: WN-3

Report Date: 03/22/05
Collection Date: 02/14/05
Date Received: 02/17/05
Matrix: Aqueous

Analyses	Result	Units	Qual	RL	MCL/ QCL	Method	Analysis Date / By
MAJOR IONS							
Alkalinity, Total as CaCO3	237	mg/L		10		A2320 B	02/23/05 13:41 / nlm
Carbonate as CO3	ND	mg/L		1		A2320 B	02/23/05 13:41 / nlm
Bicarbonate as HCO3	289	mg/L		1		A2320 B	02/23/05 13:41 / nlm
Calcium	284	mg/L	D	0.6		E200.7	02/28/05 15:26 / ts
Chloride	44	mg/L		5		E200.7	02/28/05 15:23 / ts
Magnesium	36.2	mg/L		0.5		E200.7	02/28/05 15:23 / ts
Nitrogen, Ammonia as N	0.05	mg/L		0.05		A4500-NH3 G	02/22/05 11:38 / jal
Nitrogen, Nitrate+Nitrite as N	23.8	mg/L	D	0.3		E353.2	02/23/05 10:15 / jal
Potassium	10.5	mg/L		0.5		E200.7	02/28/05 15:23 / ts
Sodium	66.0	mg/L		0.5		E200.7	02/28/05 15:23 / ts
Sulfate	562	mg/L		5		E200.7	02/28/05 15:23 / ts
PHYSICAL PROPERTIES							
Conductivity	1710	umhos/cm		1.0		A2510 B	02/18/05 14:10 / sl
pH	7.34	s.u.		0.01		A4500-H B	02/18/05 15:31 / sl
Solids, Total Dissolved TDS @ 180 C	1350	mg/L		10		A2540 C	03/14/05 16:03 / sl
METALS - DISSOLVED							
Aluminum	ND	mg/L		0.1		E200.8	02/28/05 03:00 / bws
Arsenic	ND	mg/L		0.01		E200.8	02/22/05 15:33 / bws
Barium	ND	mg/L		0.05		E200.8	02/22/05 15:33 / bws
Beryllium	ND	mg/L		0.004		E200.8	02/28/05 03:00 / bws
Cadmium	ND	mg/L		0.001		E200.8	02/22/05 15:33 / bws
Chromium	ND	mg/L		0.005		E200.8	02/22/05 15:33 / bws
Iron	ND	mg/L		0.05		E200.7	02/28/05 15:23 / ts
Lead	ND	mg/L		0.005		E200.8	02/22/05 15:33 / bws
Manganese	ND	mg/L		0.05		E200.8	02/22/05 15:33 / bws
Mercury	ND	mg/L		0.001		E200.8	02/22/05 15:33 / bws
Molybdenum	ND	mg/L		0.1		E200.8	02/22/05 15:33 / bws
Nickel	ND	mg/L		0.05		E200.8	02/22/05 15:33 / bws
Selenium	ND	mg/L		0.005		E200.8	02/22/05 15:33 / bws
Silver	ND	mg/L		0.004		E200.8	02/22/05 15:33 / bws
Uranium	1.01	mg/L		0.001		E200.8	02/22/05 15:33 / bws
RADIONUCLIDES - DISSOLVED							
Radium 226	ND	pCi/L		1.0		E903.0	02/22/05 15:30 / df
Radium 228	ND	pCi/L		2.0		E904.0	03/17/05 13:15 / pj
Thorium 230	ND	pCi/L		0.4		E907.0	02/23/05 10:30 / ph

Report Definitions:
RL - Analyte reporting limit.
QCL - Quality control limit.
D - RL increased due to sample matrix interference.
MCL - Maximum contaminant level.
ND - Not detected at the reporting limit.

ENERGY LABORATORIES, INC. • 2393 Salt Creek Highway (82601) • P.O. Box 3258 • Casper, WY 82602
Toll Free 888.235.0515 • 307.235.0515 • Fax 307.234.1639 • casper@energylab.com • www.energylab.com

LABORATORY ANALYTICAL REPORT

Client: Western Nuclear
Project: Split Rock Mill Site
Lab ID: C05020755-004
Client Sample ID: WN-3

Report Date: 03/22/05
Collection Date: 02/14/05
Date Received: 02/17/05
Matrix: Aqueous

Analyses	Result	Units	Qual	RL	MCL/ QCL	Method	Analysis Date / By
DATA QUALITY							
A/C Balance (± 5)	2.26	%				Calculation	03/15/05 10:47 / smd
Anions	19.4	meq/L				Calculation	03/15/05 10:47 / smd
Cations	20.3	meq/L				Calculation	03/15/05 10:47 / smd
Solids, Total Dissolved Calculated	1300	mg/L				Calculation	03/15/05 10:47 / smd
TDS Balance (0.80 - 1.20)	1.04	dec. %				Calculation	03/15/05 10:47 / smd

Report Definitions:
RL - Analyte reporting limit.
QCL - Quality control limit.
MCL - Maximum contaminant level.
ND - Not detected at the reporting limit.

ENERGY LABORATORIES, INC. • 2393 Salt Creek Highway (82601) • P.O. Box 3258 • Casper, WY 82602
Toll Free 888.235.0515 • 307.235.0515 • Fax 307.234.1639 • casper@energylab.com • www.energylab.com

LABORATORY ANALYTICAL REPORT

Client: Western Nuclear
Project: Split Rock Mill Site
Lab ID: C05050467-012
Client Sample ID: WN-3

Report Date: 06/15/05
Collection Date: 05/09/05
Date Received: 05/12/05
Matrix: Aqueous

Analyses	Result	Units	Qual	RL	MCL/ QCL	Method	Analysis Date / By
MAJOR IONS							
Alkalinity, Total as CaCO3	237	mg/L		10		A2320 B	05/21/05 17:10 / slb
Carbonate as CO3	ND	mg/L		1		A2320 B	05/21/05 17:10 / slb
Bicarbonate as HCO3	289	mg/L		1		A2320 B	05/21/05 17:10 / slb
Calcium	280	mg/L	D	0.6		E200.7	05/20/05 12:25 / ts
Chloride	45	mg/L		5		E200.7	05/20/05 12:22 / ts
Magnesium	37.6	mg/L		0.5		E200.7	05/20/05 12:22 / ts
Nitrogen, Ammonia as N	ND	mg/L		0.05		A4500-NH3 G	05/17/05 10:16 / jal
Nitrogen, Nitrate+Nitrite as N	24.6	mg/L	D	0.3		E353.2	05/13/05 14:05 / jal
Potassium	10.9	mg/L		0.5		E200.7	05/20/05 12:22 / ts
Sodium	66.1	mg/L		0.5		E200.7	05/20/05 12:22 / ts
Sulfate	569	mg/L		5		E200.7	05/20/05 12:22 / ts
PHYSICAL PROPERTIES							
ductivity	1660	umhos/cm		1.0		A2510 B	05/13/05 09:35 / th
	7.44	s.u.		0.01		A4500-H B	05/13/05 15:25 / th
Solids, Total Dissolved TDS @ 180 C	1350	mg/L		10		A2540 C	05/13/05 11:48 / th
METALS - DISSOLVED							
Aluminum	ND	mg/L		0.1		E200.8	05/14/05 04:44 / bws
Arsenic	ND	mg/L		0.01		E200.8	05/14/05 04:44 / bws
Barium	ND	mg/L		0.05		E200.8	05/14/05 04:44 / bws
Beryllium	ND	mg/L		0.004		E200.8	05/14/05 04:44 / bws
Cadmium	ND	mg/L		0.001		E200.8	05/14/05 04:44 / bws
Chromium	ND	mg/L		0.005		E200.8	05/14/05 04:44 / bws
Iron	ND	mg/L		0.05		E200.7	05/20/05 12:22 / ts
Lead	ND	mg/L		0.005		E200.8	05/14/05 04:44 / bws
Manganese	ND	mg/L		0.05		E200.8	05/14/05 04:44 / bws
Mercury	ND	mg/L		0.001		E200.8	05/14/05 04:44 / bws
Molybdenum	ND	mg/L		0.1		E200.8	05/14/05 04:44 / bws
Nickel	ND	mg/L		0.05		E200.8	05/14/05 04:44 / bws
Selenium	ND	mg/L		0.005		E200.8	05/14/05 04:44 / bws
Silver	ND	mg/L		0.004		E200.8	05/14/05 04:44 / bws
Uranium	0.983	mg/L		0.001		E200.8	05/14/05 04:44 / bws
RADIONUCLIDES - DISSOLVED							
Radium 226	ND	pCi/L		1.0		E903.0	05/20/05 13:00 / trs
Radium 228	ND	pCi/L		2.0		E904.0	05/20/05 13:00 / pj
Thorium 230	ND	pCi/L		0.4		E907.0	05/19/05 10:30 / ph

Definitions:
RL - Analyte reporting limit.
QCL - Quality control limit.
D - RL increased due to sample matrix interference.
MCL - Maximum contaminant level.
ND - Not detected at the reporting limit.

ENERGY LABORATORIES, INC. • 2393 Salt Creek Highway (82601) • P.O. Box 3258 • Casper, WY 82602
Toll Free 888.235.0515 • 307.235.0515 • Fax 307.234.1639 • casper@energylab.com • www.energylab.com

LABORATORY ANALYTICAL REPORT

Client: Western Nuclear
Project: Split Rock Mill Site
Lab ID: C05050467-012
Client Sample ID: WN-3

Report Date: 06/15/05
Collection Date: 05/09/05
Date Received: 05/12/05
Matrix: Aqueous

Analyses	Result	Units	Qual	RL	MCL/ QCL	Method	Analysis Date / By
DATA QUALITY							
A/C Balance (± 5)	1.49	%				Calculation	05/23/05 14:16 / smd
Anions	19.6	meq/L				Calculation	05/23/05 14:16 / smd
Cations	20.2	meq/L				Calculation	05/23/05 14:16 / smd
Solids, Total Dissolved Calculated	1310	mg/L				Calculation	05/23/05 14:16 / smd
TDS Balance (0.80 - 1.20)	1.03	dec. %				Calculation	05/23/05 14:16 / smd

Definitions:
RL - Analyte reporting limit.
QCL - Quality control limit.
MCL - Maximum contaminant level.
ND - Not detected at the reporting limit.

ENERGY LABORATORIES, INC. • 2393 Salt Creek Highway (82601) • P.O. Box 3258 • Casper, WY 82602
Toll Free 888.235.0515 • 307.235.0515 • Fax 307.234.1639 • casper@energylab.com • www.energylab.com

LABORATORY ANALYTICAL REPORT

Client: Western Nuclear
Project: Split Rock Mill Site
Lab ID: C05020755-006
Client Sample ID: WN-4E

Report Date: 03/22/05
Collection Date: 02/14/05
Date Received: 02/17/05
Matrix: Aqueous

Analyses	Result	Units	Qual	RL	MCL/ QCL	Method	Analysis Date / By
MAJOR IONS							
Alkalinity, Total as CaCO3	439	mg/L		10		A2320 B	02/23/05 14:05 / nlm
Carbonate as CO3	ND	mg/L		1		A2320 B	02/23/05 14:05 / nlm
Bicarbonate as HCO3	535	mg/L		1		A2320 B	02/23/05 14:05 / nlm
Calcium	556	mg/L	D	0.6		E200.7	02/28/05 15:39 / ts
Chloride	130	mg/L		5		E200.7	02/28/05 15:36 / ts
Magnesium	182	mg/L	D	0.5		E200.7	02/28/05 15:39 / ts
Nitrogen, Ammonia as N	81.3	mg/L	D	0.4		A4500-NH3 G	02/22/05 12:00 / jal
Nitrogen, Nitrate+Nitrite as N	18.8	mg/L	D	0.3		E353.2	02/23/05 10:25 / jal
Potassium	114	mg/L		0.5		E200.7	02/28/05 15:36 / ts
Sodium	256	mg/L		0.5		E200.7	02/28/05 15:36 / ts
Sulfate	2390	mg/L	D	8		E200.7	02/28/05 15:39 / ts
PHYSICAL PROPERTIES							
Conductivity	4780	umhos/cm		1.0		A2510 B	02/18/05 14:13 / sl
pH	6.72	s.u.		0.01		A4500-H B	02/18/05 15:35 / sl
Solids, Total Dissolved TDS @ 180 C	4030	mg/L		10		A2540 C	02/18/05 11:31 / sl
METALS - DISSOLVED							
Aluminum	ND	mg/L		0.1		E200.8	02/22/05 19:08 / bws
Arsenic	ND	mg/L		0.01		E200.8	02/22/05 19:08 / bws
Barium	ND	mg/L		0.05		E200.8	02/22/05 19:08 / bws
Beryllium	ND	mg/L		0.004		E200.8	02/22/05 19:08 / bws
Cadmium	ND	mg/L		0.001		E200.8	02/22/05 19:08 / bws
Chromium	ND	mg/L		0.005		E200.8	02/22/05 19:08 / bws
Iron	0.28	mg/L		0.05		E200.7	02/28/05 15:36 / ts
Lead	ND	mg/L		0.005		E200.8	02/22/05 19:08 / bws
Manganese	37.8	mg/L		0.05		E200.8	02/22/05 19:08 / bws
Mercury	ND	mg/L		0.001		E200.8	02/22/05 19:08 / bws
Molybdenum	0.1	mg/L		0.1		E200.8	02/22/05 19:08 / bws
Nickel	ND	mg/L		0.05		E200.8	02/22/05 19:08 / bws
Selenium	0.019	mg/L		0.005		E200.8	02/22/05 19:08 / bws
Silver	ND	mg/L		0.004		E200.8	02/22/05 19:08 / bws
Uranium	0.759	mg/L		0.001		E200.8	02/22/05 19:08 / bws
RADIONUCLIDES - DISSOLVED							
Radium 226	ND	pCi/L		1.0		E903.0	02/22/05 15:30 / df
Radium 228	ND	pCi/L		2.0		E904.0	02/22/05 15:30 / pj
Thorium 230	ND	pCi/L		0.4		E907.0	02/23/05 10:30 / ph

Report Definitions:
RL - Analyte reporting limit.
QCL - Quality control limit.
D - RL increased due to sample matrix interference.
MCL - Maximum contaminant level.
ND - Not detected at the reporting limit.

ENERGY LABORATORIES, INC. • 2393 Salt Creek Highway (82601) • P.O. Box 3258 • Casper, WY 82602
Toll Free 888.235.0515 • 307.235.0515 • Fax 307.234.1639 • casper@energylab.com • www.energylab.com

LABORATORY ANALYTICAL REPORT

Client: Western Nuclear
Project: Split Rock Mill Site
Lab ID: C05020755-006
Client Sample ID: WN-4E

Report Date: 03/22/05
Collection Date: 02/14/05
Date Received: 02/17/05
Matrix: Aqueous

Analyses	Result	Units	Qual	RL	MCL/ QCL	Method	Analysis Date / By
DATA QUALITY							
A/C Balance (± 5)	1.46	%				Calculation	03/07/05 15:04 / smd
Anions	63.5	meq/L				Calculation	03/07/05 15:04 / smd
Cations	65.3	meq/L				Calculation	03/07/05 15:04 / smd
Solids, Total Dissolved Calculated	4010	mg/L				Calculation	03/07/05 15:04 / smd
TDS Balance (0.80 - 1.20)	1.00	dec. %				Calculation	03/07/05 15:04 / smd

Report Definitions:
RL - Analyte reporting limit.
QCL - Quality control limit.
MCL - Maximum contaminant level.
ND - Not detected at the reporting limit.

ENERGY LABORATORIES, INC. • 2393 Salt Creek Highway (82601) • P.O. Box 3258 • Casper, WY 82602
Toll Free 888.235.0515 • 307.235.0515 • Fax 307.234.1639 • casper@energylab.com • www.energylab.com

LABORATORY ANALYTICAL REPORT

Client: Western Nuclear
Project: Split Rock Mill Site
Lab ID: C05050467-011
Client Sample ID: WN-4E

Report Date: 06/15/05
Collection Date: 05/09/05
Date Received: 05/12/05
Matrix: Aqueous

Analyses	Result	Units	Qual	RL	MCL/ QCL	Method	Analysis Date / By
MAJOR IONS							
Alkalinity, Total as CaCO3	456	mg/L		10		A2320 B	05/21/05 16:59 / slb
Carbonate as CO3	ND	mg/L		1		A2320 B	05/21/05 16:59 / slb
Bicarbonate as HCO3	556	mg/L		1		A2320 B	05/21/05 16:59 / slb
Calcium	660	mg/L	D	0.6		E200.7	05/20/05 12:19 / ts
Chloride	119	mg/L		5		E200.7	05/20/05 12:16 / ts
Magnesium	174	mg/L	D	0.5		E200.7	05/20/05 12:19 / ts
Nitrogen, Ammonia as N	27.6	mg/L	D	0.2		A4500-NH3 G	05/17/05 10:14 / jal
Nitrogen, Nitrate+Nitrite as N	20.9	mg/L	D	0.3		E353.2	05/13/05 14:03 / jal
Potassium	55.2	mg/L		0.5		E200.7	05/20/05 12:16 / ts
Sodium	262	mg/L		0.5		E200.7	05/20/05 12:16 / ts
Sulfate	2190	mg/L	D	8		E200.7	05/20/05 12:19 / ts
PHYSICAL PROPERTIES							
Conductivity	4280	umhos/cm		1.0		A2510 B	05/13/05 09:33 / th
[illegible]	6.83	s.u.		0.01		A4500-H B	05/13/05 15:22 / th
Solids, Total Dissolved TDS @ 180 C	3950	mg/L		10		A2540 C	05/13/05 11:47 / th
METALS - DISSOLVED							
Aluminum	ND	mg/L		0.1		E200.8	05/14/05 02:39 / bws
Arsenic	ND	mg/L		0.01		E200.8	05/14/05 02:39 / bws
Barium	ND	mg/L		0.05		E200.8	05/14/05 02:39 / bws
Beryllium	ND	mg/L		0.004		E200.8	05/26/05 15:44 / bws
Cadmium	0.002	mg/L		0.001		E200.8	05/14/05 02:39 / bws
Chromium	ND	mg/L		0.005		E200.8	05/14/05 02:39 / bws
Iron	0.28	mg/L		0.05		E200.7	05/20/05 12:16 / ts
Lead	ND	mg/L		0.005		E200.8	05/14/05 02:39 / bws
Manganese	17.0	mg/L		0.05		E200.8	05/14/05 02:39 / bws
Mercury	ND	mg/L		0.001		E200.8	05/14/05 02:39 / bws
Molybdenum	0.2	mg/L		0.1		E200.8	05/14/05 02:39 / bws
Nickel	ND	mg/L		0.05		E200.8	05/14/05 02:39 / bws
Selenium	0.019	mg/L		0.005		E200.8	05/14/05 02:39 / bws
Silver	ND	mg/L		0.004		E200.8	05/14/05 02:39 / bws
Uranium	0.660	mg/L		0.001		E200.8	05/14/05 02:39 / bws
RADIONUCLIDES - DISSOLVED							
Radium 226	ND	pCi/L		1.0		E903.0	05/20/05 13:00 / trs
Radium 228	ND	pCi/L		2.0		E904.0	05/20/05 13:00 / pj
Thorium 230	ND	pCi/L		0.4		E907.0	05/17/05 10:30 / ph

Report Definitions:
RL - Analyte reporting limit.
QCL - Quality control limit.
D - RL increased due to sample matrix interference.
MCL - Maximum contaminant level.
ND - Not detected at the reporting limit.

ENERGY LABORATORIES, INC. • 2393 Salt Creek Highway (82601) • P.O. Box 3258 • Casper, WY 82602
Toll Free 888.235.0515 • 307.235.0515 • Fax 307.234.1639 • casper@energylab.com • www.energylab.com

LABORATORY ANALYTICAL REPORT

Client: Western Nuclear
Project: Split Rock Mill Site
Lab ID: C05050467-011
Client Sample ID: WN-4E

Report Date: 06/15/05
Collection Date: 05/09/05
Date Received: 05/12/05
Matrix: Aqueous

Analyses	Result	Units	Qual	RL	MCL/ QCL	Method	Analysis Date / By
DATA QUALITY							
A/C Balance (± 5)	3.03	%				Calculation	05/23/05 14:16 / smd
Anions	59.5	meq/L				Calculation	05/23/05 14:16 / smd
Cations	63.3	meq/L				Calculation	05/23/05 14:16 / smd
Solids, Total Dissolved Calculated	3870	mg/L				Calculation	05/23/05 14:16 / smd
TDS Balance (0.80 - 1.20)	1.02	dec. %				Calculation	05/23/05 14:16 / smd

Report Definitions:
RL - Analyte reporting limit.
QCL - Quality control limit.
MCL - Maximum contaminant level.
ND - Not detected at the reporting limit.

ENERGY LABORATORIES, INC. • 2393 Salt Creek Highway (82601) • P.O. Box 3258 • Casper, WY 82602
Toll Free 888.235.0515 • 307.235.0515 • Fax 307.234.1639 • casper@energylab.com • www.energylab.com

LABORATORY ANALYTICAL REPORT

Client: Western Nuclear
Project: Split Rock Mill Site
Lab ID: C05020755-010
Client Sample ID: WN-4R

Report Date: 03/22/05
Collection Date: 02/14/05
Date Received: 02/17/05
Matrix: Aqueous

Analyses	Result	Units	Qual	RL	MCL/ QCL	Method	Analysis Date / By
MAJOR IONS							
Alkalinity, Total as CaCO3	223	mg/L		10		A2320 B	02/23/05 15:19 / nlm
Carbonate as CO3	ND	mg/L		1		A2320 B	02/23/05 15:19 / nlm
Bicarbonate as HCO3	273	mg/L		1		A2320 B	02/23/05 15:19 / nlm
Calcium	495	mg/L	D	0.6		E200.7	02/28/05 16:12 / ts
Chloride	105	mg/L		5		E200.7	02/28/05 16:09 / ts
Magnesium	236	mg/L	D	0.5		E200.7	02/28/05 16:12 / ts
Nitrogen, Ammonia as N	212	mg/L	D	2		A4500-NH3 G	02/22/05 11:56 / jal
Nitrogen, Nitrate+Nitrite as N	77.4	mg/L	D	0.3		E353.2	02/23/05 10:36 / jal
Potassium	69.1	mg/L		0.5		E200.7	02/28/05 16:09 / ts
Sodium	236	mg/L		0.5		E200.7	02/28/05 16:09 / ts
Sulfate	2720	mg/L	D	8		E200.7	02/28/05 16:12 / ts
PHYSICAL PROPERTIES							
Conductivity	5880	umhos/cm		1.0		A2510 B	02/18/05 14:21 / sl
pH	6.19	s.u.		0.01		A4500-H B	02/18/05 15:48 / sl
Solids, Total Dissolved TDS @ 180 C	4660	mg/L		10		A2540 C	02/18/05 11:32 / sl
METALS - DISSOLVED							
Aluminum	1.8	mg/L		0.1		E200.8	02/22/05 20:27 / bws
Arsenic	ND	mg/L		0.01		E200.8	02/22/05 20:27 / bws
Barium	ND	mg/L		0.05		E200.8	02/22/05 20:27 / bws
Beryllium	ND	mg/L		0.004		E200.8	02/22/05 20:27 / bws
Cadmium	0.019	mg/L		0.001		E200.8	02/22/05 20:27 / bws
Chromium	ND	mg/L		0.005		E200.8	02/22/05 20:27 / bws
Iron	ND	mg/L		0.05		E200.7	02/28/05 16:09 / ts
Lead	ND	mg/L		0.005		E200.8	02/22/05 20:27 / bws
Manganese	63.0	mg/L		0.05		E200.8	02/28/05 09:26 / bws
Mercury	ND	mg/L		0.001		E200.8	02/22/05 20:27 / bws
Molybdenum	ND	mg/L		0.1		E200.8	02/22/05 20:27 / bws
Nickel	0.45	mg/L		0.05		E200.8	02/22/05 20:27 / bws
Selenium	0.030	mg/L		0.005		E200.8	02/22/05 20:27 / bws
Silver	ND	mg/L		0.004		E200.8	02/22/05 20:27 / bws
Uranium	0.584	mg/L		0.001		E200.8	02/22/05 20:27 / bws
RADIONUCLIDES - DISSOLVED							
Radium 226	ND	pCi/L		1.0		E903.0	02/22/05 15:30 / df
Radium 228	ND	pCi/L		2.0		E904.0	03/17/05 13:15 / pj
Thorium 230	ND	pCi/L		0.4		E907.0	02/23/05 10:30 / ph

Report Definitions:
RL - Analyte reporting limit.
QCL - Quality control limit.
D - RL increased due to sample matrix interference.
MCL - Maximum contaminant level.
ND - Not detected at the reporting limit.

ENERGY LABORATORIES, INC. • 2393 Salt Creek Highway (82601) • P.O. Box 3258 • Casper, WY 82602
Toll Free 888.235.0515 • 307.235.0515 • Fax 307.234.1639 • casper@energylab.com • www.energylab.com

LABORATORY ANALYTICAL REPORT

Client: Western Nuclear
Project: Split Rock Mill Site
Lab ID: C05020755-010
Client Sample ID: WN-4R

Report Date: 03/22/05
Collection Date: 02/14/05
Date Received: 02/17/05
Matrix: Aqueous

Analyses	Result	Units	Qual	RL	MCL/ QCL	Method	Analysis Date / By
DATA QUALITY							
A/C Balance (± 5)	4.51	%				Calculation	03/07/05 15:05 / smd
Anions	69.5	meq/L				Calculation	03/07/05 15:05 / smd
Cations	76.1	meq/L				Calculation	03/07/05 15:05 / smd
Solids, Total Dissolved Calculated	4390	mg/L				Calculation	03/07/05 15:05 / smd
TDS Balance (0.80 - 1.20)	1.06	dec. %				Calculation	03/07/05 15:05 / smd

Report Definitions:
RL - Analyte reporting limit.
QCL - Quality control limit.
MCL - Maximum contaminant level.
ND - Not detected at the reporting limit.

ENERGY LABORATORIES, INC. • 2393 Salt Creek Highway (82601) • P.O. Box 3258 • Casper, WY 82602
Toll Free 888.235.0515 • 307.235.0515 • Fax 307.234.1639 • casper@energylab.com • www.energylab.com

LABORATORY ANALYTICAL REPORT

Client: Western Nuclear
Project: Split Rock Mill Site
Lab ID: C05050467-010
Client Sample ID: WN-4R

Report Date: 06/15/05
Collection Date: 05/09/05
Date Received: 05/12/05
Matrix: Aqueous

Analyses	Result	Units	Qual	RL	MCL/ QCL	Method	Analysis Date / By
MAJOR IONS							
Alkalinity, Total as CaCO3	244	mg/L		10		A2320 B	05/21/05 16:49 / slb
Carbonate as CO3	ND	mg/L		1		A2320 B	05/21/05 16:49 / slb
Bicarbonate as HCO3	298	mg/L		1		A2320 B	05/21/05 16:49 / slb
Calcium	511	mg/L	D	0.6		E200.7	05/20/05 12:13 / ts
Chloride	99	mg/L		5		E200.7	05/20/05 12:09 / ts
Magnesium	250	mg/L	D	0.5		E200.7	05/20/05 12:13 / ts
Nitrogen, Ammonia as N	198	mg/L	D	2		A4500-NH3 G	05/17/05 10:06 / jal
Nitrogen, Nitrate+Nitrite as N	69	mg/L	D	2		E353.2	05/16/05 12:00 / jal
Potassium	72.6	mg/L		0.5		E200.7	05/20/05 12:09 / ts
Sodium	256	mg/L		0.5		E200.7	05/20/05 12:09 / ts
Sulfate	2880	mg/L	D	8		E200.7	05/20/05 12:13 / ts
YSICAL PROPERTIES							
ductivity	5760	umhos/cm		1.0		A2510 B	05/13/05 09:31 / th
	6.36	s.u.		0.01		A4500-H B	05/13/05 15:21 / th
Solids, Total Dissolved TDS @ 180 C	4600	mg/L		10		A2540 C	05/13/05 11:47 / th
METALS - DISSOLVED							
Aluminum	2.0	mg/L		0.1		E200.7	05/20/05 12:09 / ts
Arsenic	ND	mg/L		0.01		E200.8	05/26/05 15:37 / bws
Barium	ND	mg/L		0.05		E200.8	05/26/05 15:37 / bws
Beryllium	ND	mg/L		0.004		E200.8	05/26/05 15:37 / bws
Cadmium	0.018	mg/L		0.001		E200.8	05/26/05 15:37 / bws
Chromium	ND	mg/L		0.005		E200.8	05/26/05 15:37 / bws
Iron	ND	mg/L		0.05		E200.7	05/20/05 12:09 / ts
Lead	ND	mg/L		0.005		E200.8	05/26/05 15:37 / bws
Manganese	71.1	mg/L		0.05		E200.7	05/20/05 12:09 / ts
Mercury	ND	mg/L		0.001		E200.8	05/26/05 15:37 / bws
Molybdenum	ND	mg/L		0.1		E200.7	05/20/05 12:09 / ts
Nickel	0.48	mg/L		0.05		E200.8	05/26/05 15:37 / bws
Selenium	0.029	mg/L		0.005		E200.8	05/26/05 15:37 / bws
Silver	ND	mg/L		0.004		E200.8	05/26/05 15:37 / bws
Uranium	0.530	mg/L		0.001		E200.8	05/26/05 15:37 / bws
RADIONUCLIDES - DISSOLVED							
Radium 226	ND	pCi/L		1.0		E903.0	05/20/05 13:00 / trs
Radium 228	ND	pCi/L		2.0		E904.0	05/20/05 13:00 / pj
Thorium 230	ND	pCi/L		0.4		E907.0	05/17/05 10:30 / ph

Report Definitions:
RL - Analyte reporting limit.
QCL - Quality control limit.
D - RL increased due to sample matrix interference.
MCL - Maximum contaminant level.
ND - Not detected at the reporting limit.

ENERGY LABORATORIES, INC. • 2393 Salt Creek Highway (82601) • P.O. Box 3258 • Casper, WY 82602
Toll Free 888.235.0515 • 307.235.0515 • Fax 307.234.1639 • casper@energylab.com • www.energylab.com

LABORATORY ANALYTICAL REPORT

Client: Western Nuclear
Project: Split Rock Mill Site
Lab ID: C05050467-010
Client Sample ID: WN-4R

Report Date: 06/15/05
Collection Date: 05/09/05
Date Received: 05/12/05
Matrix: Aqueous

Analyses	Result	Units	Qual	RL	MCL/ QCL	Method	Analysis Date / By
DATA QUALITY							
A/C Balance (± 5)	3.99	%				Calculation	05/23/05 14:16 / smd
Anions	72.6	meq/L				Calculation	05/23/05 14:16 / smd
Cations	78.6	meq/L				Calculation	05/23/05 14:16 / smd
Solids, Total Dissolved Calculated	4570	mg/L				Calculation	05/23/05 14:16 / smd
TDS Balance (0.80 - 1.20)	1.01	dec. %				Calculation	05/23/05 14:16 / smd

Definitions:
RL - Analyte reporting limit.
QCL - Quality control limit.
MCL - Maximum contaminant level.
ND - Not detected at the reporting limit.

ENERGY LABORATORIES, INC. • 2393 Salt Creek Highway (82601) • P.O. Box 3258 • Casper, WY 82602
Toll Free 888.235.0515 • 307.235.0515 • Fax 307.234.1639 • casper@energylab.com • www.energylab.com

LABORATORY ANALYTICAL REPORT

Client: Western Nuclear
Project: Split Rock Mill Site
Lab ID: C05020755-007
Client Sample ID: WN-5

Report Date: 03/22/05
Collection Date: 02/14/05
Date Received: 02/17/05
Matrix: Aqueous

Analyses	Result	Units	Qual	RL	MCL/ QCL	Method	Analysis Date / By
MAJOR IONS							
Alkalinity, Total as CaCO3	498	mg/L		10		A2320 B	02/23/05 14:43 / nlm
Carbonate as CO3	ND	mg/L		1		A2320 B	02/23/05 14:43 / nlm
Bicarbonate as HCO3	608	mg/L		1		A2320 B	02/23/05 14:43 / nlm
Calcium	842	mg/L	D	0.6		E200.7	02/28/05 15:45 / ts
Chloride	150	mg/L		5		E200.7	02/28/05 15:42 / ts
Magnesium	113	mg/L	D	0.5		E200.7	02/28/05 15:45 / ts
Nitrogen, Ammonia as N	0.20	mg/L		0.05		A4500-NH3 G	02/22/05 11:44 / jal
Nitrogen, Nitrate+Nitrite as N	68	mg/L	D	2		E353.2	02/23/05 10:28 / jal
Potassium	21.1	mg/L		0.5		E200.7	02/28/05 15:42 / ts
Sodium	132	mg/L		0.5		E200.7	02/28/05 15:42 / ts
Sulfate	1780	mg/L	D	8		E200.7	02/28/05 15:45 / ts
PHYSICAL PROPERTIES							
Conductivity	4170	umhos/cm		1.0		A2510 B	02/18/05 14:16 / sl
pH	6.90	s.u.		0.01		A4500-H B	02/18/05 15:37 / sl
Solids, Total Dissolved TDS @ 180 C	4040	mg/L		10		A2540 C	02/18/05 11:31 / sl
METALS - DISSOLVED							
Aluminum	ND	mg/L		0.1		E200.8	02/22/05 19:15 / bws
Arsenic	ND	mg/L		0.01		E200.8	02/22/05 19:15 / bws
Barium	ND	mg/L		0.05		E200.8	02/22/05 19:15 / bws
Beryllium	ND	mg/L		0.004		E200.8	02/22/05 19:15 / bws
Cadmium	ND	mg/L		0.001		E200.8	02/22/05 19:15 / bws
Chromium	ND	mg/L		0.005		E200.8	02/22/05 19:15 / bws
Iron	ND	mg/L		0.05		E200.7	02/28/05 15:42 / ts
Lead	ND	mg/L		0.005		E200.8	02/22/05 19:15 / bws
Manganese	0.29	mg/L		0.05		E200.8	02/22/05 19:15 / bws
Mercury	ND	mg/L		0.001		E200.8	02/22/05 19:15 / bws
Molybdenum	ND	mg/L		0.1		E200.8	02/22/05 19:15 / bws
Nickel	ND	mg/L		0.05		E200.8	02/22/05 19:15 / bws
Selenium	0.027	mg/L		0.005		E200.8	02/22/05 19:15 / bws
Silver	ND	mg/L		0.004		E200.8	02/22/05 19:15 / bws
Uranium	2.29	mg/L		0.001		E200.8	02/22/05 19:15 / bws
RADIONUCLIDES - DISSOLVED							
Radium 226	ND	pCi/L		1.0		E903.0	02/22/05 15:30 / df
Radium 228	ND	pCi/L		2.0		E904.0	03/17/05 13:15 / pj
Thorium 230	ND	pCi/L		0.4		E907.0	02/23/05 10:30 / ph

Report Definitions:
RL - Analyte reporting limit.
QCL - Quality control limit.
D - RL increased due to sample matrix interference.
MCL - Maximum contaminant level.
ND - Not detected at the reporting limit.

ENERGY LABORATORIES, INC. • 2393 Salt Creek Highway (82601) • P.O. Box 3258 • Casper, WY 82602
Toll Free 888.235.0515 • 307.235.0515 • Fax 307.234.1639 • casper@energylab.com • www.energylab.com

LABORATORY ANALYTICAL REPORT

Client: Western Nuclear
Project: Split Rock Mill Site
Lab ID: C05020755-007
Client Sample ID: WN-5

Report Date: 03/22/05
Collection Date: 02/14/05
Date Received: 02/17/05
Matrix: Aqueous

Analyses	Result	Units	Qual	RL	MCL/ QCL	Method	Analysis Date / By
DATA QUALITY							
A/C Balance (± 5)	1.37	%				Calculation	03/07/05 15:04 / smd
Anions	56.1	meq/L				Calculation	03/07/05 15:04 / smd
Cations	57.6	meq/L				Calculation	03/07/05 15:04 / smd
Solids, Total Dissolved Calculated	3680	mg/L				Calculation	03/07/05 15:04 / smd
TDS Balance (0.80 - 1.20)	1.10	dec. %				Calculation	03/07/05 15:04 / smd

Report Definitions:
RL - Analyte reporting limit.
QCL - Quality control limit.
MCL - Maximum contaminant level.
ND - Not detected at the reporting limit.

ENERGY LABORATORIES, INC. • 2393 Salt Creek Highway (82601) • P.O. Box 3258 • Casper, WY 82602
Toll Free 888.235.0515 • 307.235.0515 • Fax 307.234.1639 • casper@energylab.com • www.energylab.com

LABORATORY ANALYTICAL REPORT

Client: Western Nuclear
Project: Split Rock Mill Site
Lab ID: C05050467-005
Client Sample ID: WN-5

Report Date: 06/15/05
Collection Date: 05/09/05
Date Received: 05/12/05
Matrix: Aqueous

Analyses	Result	Units	Qual	RL	MCL/ QCL	Method	Analysis Date / By
MAJOR IONS							
Alkalinity, Total as CaCO3	588	mg/L		10		A2320 B	05/21/05 15:56 / slb
Carbonate as CO3	ND	mg/L		1		A2320 B	05/21/05 15:56 / slb
Bicarbonate as HCO3	717	mg/L		1		A2320 B	05/21/05 15:56 / slb
Calcium	881	mg/L	D	0.6		E200.7	05/20/05 10:09 / ts
Chloride	135	mg/L		5		E200.7	05/20/05 10:06 / ts
Magnesium	124	mg/L	D	0.5		E200.7	05/20/05 10:09 / ts
Nitrogen, Ammonia as N	0.26	mg/L		0.05		A4500-NH3 G	05/17/05 09:50 / jal
Nitrogen, Nitrate+Nitrite as N	59	mg/L	D	2		E353.2	05/13/05 12:00 / jal
Potassium	20.7	mg/L		0.5		E200.7	05/20/05 10:06 / ts
Sodium	105	mg/L		0.5		E200.7	05/20/05 10:06 / ts
Sulfate	1800	mg/L	D	8		E200.7	05/20/05 10:09 / ts
PHYSICAL PROPERTIES							
Conductivity	4040	umhos/cm		1.0		A2510 B	05/13/05 09:22 / th
pH	6.93	s.u.		0.01		A4500-H B	05/13/05 15:05 / th
Solids, Total Dissolved TDS @ 180 C	4140	mg/L		10		A2540 C	05/13/05 11:46 / th
METALS - DISSOLVED							
Aluminum	ND	mg/L		0.1		E200.7	05/20/05 10:06 / ts
Arsenic	ND	mg/L		0.01		E200.8	05/14/05 01:13 / bws
Barium	ND	mg/L		0.05		E200.8	05/14/05 01:13 / bws
Beryllium	ND	mg/L		0.004		E200.8	05/26/05 14:52 / bws
Cadmium	ND	mg/L		0.001		E200.8	05/14/05 01:13 / bws
Chromium	ND	mg/L		0.005		E200.8	05/14/05 01:13 / bws
Iron	ND	mg/L		0.05		E200.7	05/20/05 10:06 / ts
Lead	ND	mg/L		0.005		E200.8	05/14/05 01:13 / bws
Manganese	0.37	mg/L		0.05		E200.8	05/14/05 01:13 / bws
Mercury	ND	mg/L		0.001		E200.8	05/14/05 01:13 / bws
Molybdenum	ND	mg/L		0.1		E200.8	05/14/05 01:13 / bws
Nickel	ND	mg/L		0.05		E200.8	05/14/05 01:13 / bws
Selenium	0.024	mg/L		0.005		E200.8	05/14/05 01:13 / bws
Silver	ND	mg/L		0.004		E200.8	05/14/05 01:13 / bws
Uranium	2.06	mg/L		0.001		E200.8	05/14/05 01:13 / bws
RADIONUCLIDES - DISSOLVED							
Radium 226	ND	pCi/L		1.0		E903.0	05/20/05 13:00 / trs
Radium 228	ND	pCi/L		2.0		E904.0	05/20/05 13:00 / pj
Thorium 230	ND	pCi/L		0.4		E907.0	05/17/05 10:30 / ph

Report Definitions:
RL - Analyte reporting limit.
QCL - Quality control limit.
D - RL increased due to sample matrix interference.
MCL - Maximum contaminant level.
ND - Not detected at the reporting limit.

ENERGY LABORATORIES, INC. • 2393 Salt Creek Highway (82601) • P.O. Box 3258 • Casper, WY 82602
Toll Free 888.235.0515 • 307.235.0515 • Fax 307.234.1639 • casper@energylab.com • www.energylab.com

LABORATORY ANALYTICAL REPORT

Client: Western Nuclear
Project: Split Rock Mill Site
Lab ID: C05050467-005
Client Sample ID: WN-5

Report Date: 06/15/05
Collection Date: 05/09/05
Date Received: 05/12/05
Matrix: Aqueous

Analyses	Result	Units	Qual	RL	MCL/ QCL	Method	Analysis Date / By
DATA QUALITY							
A/C Balance (± 5)	1.82	%				Calculation	05/23/05 14:14 / smd
Anions	57.2	meq/L				Calculation	05/23/05 14:14 / smd
Cations	59.3	meq/L				Calculation	05/23/05 14:14 / smd
Solids, Total Dissolved Calculated	3680	mg/L				Calculation	05/23/05 14:14 / smd
TDS Balance (0.80 - 1.20)	1.13	dec. %				Calculation	05/23/05 14:14 / smd

Definitions:
RL - Analyte reporting limit.
QCL - Quality control limit.
MCL - Maximum contaminant level.
ND - Not detected at the reporting limit.

ENERGY LABORATORIES, INC. • 2393 Salt Creek Highway (82601) • P.O. Box 3258 • Casper, WY 82602
Toll Free 888.235.0515 • 307.235.0515 • Fax 307.234.1639 • casper@energylab.com • www.energylab.com

LABORATORY ANALYTICAL REPORT

Client: Western Nuclear
Project: Split Rock Mill Site
Lab ID: C05020755-005
Client Sample ID: WN-5E

Report Date: 03/22/05
Collection Date: 02/14/05
Date Received: 02/17/05
Matrix: Aqueous

Analyses	Result	Units	Qual	RL	MCL/ QCL	Method	Analysis Date / By
MAJOR IONS							
Alkalinity, Total as CaCO3	542	mg/L		10		A2320 B	02/23/05 13:54 / nlm
Carbonate as CO3	ND	mg/L		1		A2320 B	02/23/05 13:54 / nlm
Bicarbonate as HCO3	661	mg/L		1		A2320 B	02/23/05 13:54 / nlm
Calcium	777	mg/L	D	0.6		E200.7	02/28/05 15:33 / ts
Chloride	113	mg/L		5		E200.7	02/28/05 15:29 / ts
Magnesium	118	mg/L	D	0.5		E200.7	02/28/05 15:33 / ts
Nitrogen, Ammonia as N	0.18	mg/L		0.05		A4500-NH3 G	02/22/05 11:40 / jal
Nitrogen, Nitrate+Nitrite as N	74	mg/L	D	2		E353.2	02/23/05 10:18 / jal
Potassium	16.7	mg/L		0.5		E200.7	02/28/05 15:29 / ts
Sodium	73.6	mg/L		0.5		E200.7	02/28/05 15:29 / ts
Sulfate	1470	mg/L		5		E200.7	02/28/05 15:29 / ts
PHYSICAL PROPERTIES							
Conductivity	3760	umhos/cm		1.0		A2510 B	02/18/05 14:11 / sl
pH	7.04	s.u.		0.01		A4500-H B	02/18/05 15:32 / sl
Solids, Total Dissolved TDS @ 180 C	3510	mg/L		10		A2540 C	03/10/05 17:10 / sl
METALS - DISSOLVED							
Aluminum	ND	mg/L		0.1		E200.8	02/28/05 03:08 / bws
Arsenic	ND	mg/L		0.01		E200.8	02/22/05 15:40 / bws
Barium	ND	mg/L		0.05		E200.8	02/22/05 15:40 / bws
Beryllium	ND	mg/L		0.004		E200.8	02/28/05 03:08 / bws
Cadmium	0.001	mg/L		0.001		E200.8	02/22/05 15:40 / bws
Chromium	ND	mg/L		0.005		E200.8	02/22/05 15:40 / bws
Iron	ND	mg/L		0.05		E200.7	02/28/05 15:29 / ts
Lead	ND	mg/L		0.005		E200.8	02/22/05 15:40 / bws
Manganese	0.25	mg/L		0.05		E200.8	02/22/05 15:40 / bws
Mercury	ND	mg/L		0.001		E200.8	02/22/05 15:40 / bws
Molybdenum	ND	mg/L		0.1		E200.8	02/22/05 15:40 / bws
Nickel	ND	mg/L		0.05		E200.8	02/22/05 15:40 / bws
Selenium	0.014	mg/L		0.005		E200.8	02/22/05 15:40 / bws
Silver	ND	mg/L		0.004		E200.8	02/22/05 15:40 / bws
Uranium	2.53	mg/L		0.001		E200.8	02/22/05 15:40 / bws
RADIONUCLIDES - DISSOLVED							
Radium 226	ND	pCi/L		1.0		E903.0	02/22/05 15:30 / df
Radium 228	ND	pCi/L		2.0		E904.0	02/22/05 15:30 / pj
Thorium 230	ND	pCi/L		0.4		E907.0	02/23/05 10:30 / ph

Report Definitions:
RL - Analyte reporting limit.
QCL - Quality control limit.
D - RL increased due to sample matrix interference.
MCL - Maximum contaminant level.
ND - Not detected at the reporting limit.

ENERGY LABORATORIES, INC. • 2393 Salt Creek Highway (82601) • P.O. Box 3258 • Casper, WY 82602
Toll Free 888.235.0515 • 307.235.0515 • Fax 307.234.1639 • casper@energylab.com • www.energylab.com

LABORATORY ANALYTICAL REPORT

Client: Western Nuclear
Project: Split Rock Mill Site
Lab ID: C05020755-005
Client Sample ID: WN-5E

Report Date: 03/22/05
Collection Date: 02/14/05
Date Received: 02/17/05
Matrix: Aqueous

Analyses	Result	Units	Qual	RL	MCL/ QCL	Method	Analysis Date / By
DATA QUALITY							
A/C Balance (± 5)	2.31	%				Calculation	03/11/05 17:23 / smd
Anions	49.8	meq/L				Calculation	03/11/05 17:23 / smd
Cations	52.2	meq/L				Calculation	03/11/05 17:23 / smd
Solids, Total Dissolved Calculated	3260	mg/L				Calculation	03/11/05 17:23 / smd
TDS Balance (0.80 - 1.20)	1.08	dec. %				Calculation	03/11/05 17:23 / smd

Report Definitions:
RL - Analyte reporting limit.
QCL - Quality control limit.
MCL - Maximum contaminant level.
ND - Not detected at the reporting limit.

ENERGY LABORATORIES, INC. • 2393 Salt Creek Highway (82601) • P.O. Box 3258 • Casper, WY 82602
Toll Free 888.235.0515 • 307.235.0515 • Fax 307.234.1639 • casper@energylab.com • www.energylab.com

LABORATORY ANALYTICAL REPORT

Client: Western Nuclear
Project: Split Rock Mill Site
Lab ID: C05050467-013
Client Sample ID: WN-5E

Report Date: 06/15/05
Collection Date: 05/09/05
Date Received: 05/12/05
Matrix: Aqueous

Analyses	Result	Units	Qual	RL	MCL/ QCL	Method	Analysis Date / By
MAJOR IONS							
Alkalinity, Total as CaCO3	511	mg/L		10		A2320 B	05/21/05 17:23 / slb
Carbonate as CO3	ND	mg/L		1		A2320 B	05/21/05 17:23 / slb
Bicarbonate as HCO3	623	mg/L		1		A2320 B	05/21/05 17:23 / slb
Calcium	726	mg/L	D	0.6		E200.7	05/20/05 12:40 / ts
Chloride	104	mg/L		5		E200.7	05/20/05 12:28 / ts
Magnesium	115	mg/L	D	0.5		E200.7	05/20/05 12:40 / ts
Nitrogen, Ammonia as N	0.16	mg/L		0.05		A4500-NH3 G	05/17/05 10:18 / jal
Nitrogen, Nitrate+Nitrite as N	83	mg/L	D	2		E353.2	05/13/05 14:08 / jal
Potassium	16.2	mg/L		0.5		E200.7	05/20/05 12:28 / ts
Sodium	76.8	mg/L		0.5		E200.7	05/20/05 12:28 / ts
Sulfate	1440	mg/L		5		E200.7	05/20/05 12:28 / ts
PHYSICAL PROPERTIES							
Conductivity	3600	umhos/cm		1.0		A2510 B	05/13/05 09:53 / th
pH	7.18	s.u.		0.01		A4500-H B	05/13/05 15:26 / th
Solids, Total Dissolved TDS @ 180 C	3570	mg/L		10		A2540 C	05/13/05 11:50 / th
METALS - DISSOLVED							
Aluminum	ND	mg/L		0.1		E200.8	05/14/05 04:51 / bws
Arsenic	ND	mg/L		0.01		E200.8	05/14/05 04:51 / bws
Barium	ND	mg/L		0.05		E200.8	05/14/05 04:51 / bws
Beryllium	ND	mg/L		0.004		E200.8	05/14/05 04:51 / bws
Cadmium	ND	mg/L		0.001		E200.8	05/14/05 04:51 / bws
Chromium	ND	mg/L		0.005		E200.8	05/14/05 04:51 / bws
Iron	ND	mg/L		0.05		E200.7	05/20/05 12:28 / ts
Lead	ND	mg/L		0.005		E200.8	05/14/05 04:51 / bws
Manganese	0.22	mg/L		0.05		E200.8	05/14/05 04:51 / bws
Mercury	ND	mg/L		0.001		E200.8	05/14/05 04:51 / bws
Molybdenum	ND	mg/L		0.1		E200.8	05/14/05 04:51 / bws
Nickel	ND	mg/L		0.05		E200.8	05/14/05 04:51 / bws
Selenium	0.016	mg/L		0.005		E200.8	05/14/05 04:51 / bws
Silver	ND	mg/L		0.004		E200.8	05/14/05 04:51 / bws
Uranium	2.18	mg/L		0.001		E200.8	05/14/05 04:51 / bws
RADIONUCLIDES - DISSOLVED							
Radium 226	ND	pCi/L		1.0		E903.0	05/20/05 13:00 / trs
Radium 228	ND	pCi/L		2.0		E904.0	05/20/05 13:00 / pj
Thorium 230	ND	pCi/L		0.4		E907.0	05/19/05 10:30 / ph

Report Definitions:
RL - Analyte reporting limit.
QCL - Quality control limit.
D - RL increased due to sample matrix interference.
MCL - Maximum contaminant level.
ND - Not detected at the reporting limit.

ENERGY LABORATORIES, INC. • 2393 Salt Creek Highway (82601) • P.O. Box 3258 • Casper, WY 82602
Toll Free 888.235.0515 • 307.235.0515 • Fax 307.234.1639 • casper@energylab.com • www.energylab.com

LABORATORY ANALYTICAL REPORT

Client: Western Nuclear
Project: Split Rock Mill Site
Lab ID: C05050467-013
Client Sample ID: WN-5E

Report Date: 06/15/05
Collection Date: 05/09/05
Date Received: 05/12/05
Matrix: Aqueous

Analyses	Result	Units	Qual	RL	MCL/ QCL	Method	Analysis Date / By
DATA QUALITY							
A/C Balance (± 5)	0.324	%				Calculation	05/23/05 14:17 / smd
Anions	49.1	meq/L				Calculation	05/23/05 14:17 / smd
Cations	49.5	meq/L				Calculation	05/23/05 14:17 / smd
Solids, Total Dissolved Calculated	3200	mg/L				Calculation	05/23/05 14:17 / smd
TDS Balance (0.80 - 1.20)	1.12	dec. %				Calculation	05/23/05 14:17 / smd

Report Definitions:
RL - Analyte reporting limit.
QCL - Quality control limit.
MCL - Maximum contaminant level.
ND - Not detected at the reporting limit.

ENERGY LABORATORIES, INC. • 2393 Salt Creek Highway (82601) • P.O. Box 3258 • Casper, WY 82602
Toll Free 888.235.0515 • 307.235.0515 • Fax 307.234.1639 • casper@energylab.com • www.energylab.com

LABORATORY ANALYTICAL REPORT

Client: Western Nuclear
Project: Split Rock Mill Site
Lab ID: C05020755-008
Client Sample ID: WN-5R

Report Date: 03/22/05
Collection Date: 02/14/05
Date Received: 02/17/05
Matrix: Aqueous

Analyses	Result	Units	Qual	RL	MCL/ QCL	Method	Analysis Date / By
MAJOR IONS							
Alkalinity, Total as CaCO3	485	mg/L		10		A2320 B	02/23/05 14:56 / nlm
Carbonate as CO3	ND	mg/L		1		A2320 B	02/23/05 14:56 / nlm
Bicarbonate as HCO3	591	mg/L		1		A2320 B	02/23/05 14:56 / nlm
Calcium	873	mg/L	D	0.6		E200.7	02/28/05 16:00 / ts
Chloride	149	mg/L		5		E200.7	02/28/05 15:48 / ts
Magnesium	116	mg/L	D	0.5		E200.7	02/28/05 16:00 / ts
Nitrogen, Ammonia as N	0.24	mg/L		0.05		A4500-NH3 G	02/22/05 11:52 / jal
Nitrogen, Nitrate+Nitrite as N	68	mg/L	D	2		E353.2	02/23/05 10:31 / jal
Potassium	21.0	mg/L		0.5		E200.7	02/28/05 15:48 / ts
Sodium	130	mg/L		0.5		E200.7	02/28/05 15:48 / ts
Sulfate	1840	mg/L	D	8		E200.7	02/28/05 16:00 / ts
'SICAL PROPERTIES							
ductivity	4180	umhos/cm		1.0		A2510 B	02/18/05 14:18 / sl
pH	6.85	s.u.		0.01		A4500-H B	02/18/05 15:43 / sl
Solids, Total Dissolved TDS @ 180 C	4010	mg/L		10		A2540 C	02/18/05 11:31 / sl
METALS - DISSOLVED							
Aluminum	ND	mg/L		0.1		E200.8	02/22/05 19:22 / bws
Arsenic	ND	mg/L		0.01		E200.8	02/22/05 19:22 / bws
Barium	ND	mg/L		0.05		E200.8	02/22/05 19:22 / bws
Beryllium	ND	mg/L		0.004		E200.8	02/22/05 19:22 / bws
Cadmium	ND	mg/L		0.001		E200.8	02/22/05 19:22 / bws
Chromium	ND	mg/L		0.005		E200.8	02/22/05 19:22 / bws
Iron	ND	mg/L		0.05		E200.7	02/28/05 15:48 / ts
Lead	ND	mg/L		0.005		E200.8	02/22/05 19:22 / bws
Manganese	0.29	mg/L		0.05		E200.8	02/22/05 19:22 / bws
Mercury	ND	mg/L		0.001		E200.8	02/22/05 19:22 / bws
Molybdenum	ND	mg/L		0.1		E200.8	02/22/05 19:22 / bws
Nickel	ND	mg/L		0.05		E200.8	02/22/05 19:22 / bws
Selenium	0.025	mg/L		0.005		E200.8	02/22/05 19:22 / bws
Silver	ND	mg/L		0.004		E200.8	02/22/05 19:22 / bws
Uranium	2.24	mg/L		0.001		E200.8	02/22/05 19:22 / bws
RADIONUCLIDES - DISSOLVED							
Radium 226	ND	pCi/L		1.0		E903.0	02/22/05 15:30 / df
Radium 228	ND	pCi/L		2.0		E904.0	02/22/05 15:30 / pj
Thorium 230	ND	pCi/L		0.4		E907.0	02/23/05 10:30 / ph

Report Definitions:
RL - Analyte reporting limit.
QCL - Quality control limit.
D - RL increased due to sample matrix interference.
MCL - Maximum contaminant level.
ND - Not detected at the reporting limit.

ENERGY LABORATORIES, INC. • 2393 Salt Creek Highway (82601) • P.O. Box 3258 • Casper, WY 82602
Toll Free 888.235.0515 • 307.235.0515 • Fax 307.234.1639 • casper@energylab.com • www.energylab.com

LABORATORY ANALYTICAL REPORT

Client: Western Nuclear
Project: Split Rock Mill Site
Lab ID: C05020755-008
Client Sample ID: WN-5R

Report Date: 03/22/05
Collection Date: 02/14/05
Date Received: 02/17/05
Matrix: Aqueous

Analyses	Result	Units	Qual	RL	MCL/ QCL	Method	Analysis Date / By
DATA QUALITY							
A/C Balance (± 5)	2.03	%				Calculation	03/07/05 15:04 / smd
Anions	57.0	meq/L				Calculation	03/07/05 15:04 / smd
Cations	59.4	meq/L				Calculation	03/07/05 15:04 / smd
Solids, Total Dissolved Calculated	3760	mg/L				Calculation	03/07/05 15:04 / smd
TDS Balance (0.80 - 1.20)	1.07	dec. %				Calculation	03/07/05 15:04 / smd

Report Definitions:
RL - Analyte reporting limit.
QCL - Quality control limit.
MCL - Maximum contaminant level.
ND - Not detected at the reporting limit.

ENERGY LABORATORIES, INC. • 2393 Salt Creek Highway (82601) • P.O. Box 3258 • Casper, WY 82602
Toll Free 888.235.0515 • 307.235.0515 • Fax 307.234.1639 • casper@energylab.com • www.energylab.com

LABORATORY ANALYTICAL REPORT

Client: Western Nuclear
Project: Split Rock Mill Site
Lab ID: C05050467-006
Client Sample ID: WN-5R

Report Date: 06/15/05
Collection Date: 05/09/05
Date Received: 05/12/05
Matrix: Aqueous

Analyses	Result	Units	Qual	RL	MCL/ QCL	Method	Analysis Date / By
MAJOR IONS							
Alkalinity, Total as CaCO3	590	mg/L		10		A2320 B	05/21/05 16:07 / slb
Carbonate as CO3	ND	mg/L		1		A2320 B	05/21/05 16:07 / slb
Bicarbonate as HCO3	719	mg/L		1		A2320 B	05/21/05 16:07 / slb
Calcium	897	mg/L	D	0.6		E200.7	05/20/05 10:52 / ts
Chloride	138	mg/L		5		E200.7	05/20/05 10:12 / ts
Magnesium	126	mg/L	D	0.5		E200.7	05/20/05 10:52 / ts
Nitrogen, Ammonia as N	0.22	mg/L		0.05		A4500-NH3 G	05/17/05 09:58 / jal
Nitrogen, Nitrate+Nitrite as N	61	mg/L	D	2		E353.2	05/13/05 12:10 / jal
Potassium	21.3	mg/L		0.5		E200.7	05/20/05 10:12 / ts
Sodium	106	mg/L		0.5		E200.7	05/20/05 10:12 / ts
Sulfate	1780	mg/L	D	8		E200.7	05/20/05 10:52 / ts
PHYSICAL PROPERTIES							
Conductivity	4040	umhos/cm		1.0		A2510 B	05/13/05 09:24 / th
pH	6.96	s.u.		0.01		A4500-H B	05/13/05 15:06 / th
Solids, Total Dissolved TDS @ 180 C	4130	mg/L		10		A2540 C	05/13/05 11:46 / th
METALS - DISSOLVED							
Aluminum	ND	mg/L		0.1		E200.7	05/20/05 10:12 / ts
Arsenic	ND	mg/L		0.01		E200.8	05/14/05 01:21 / bws
Barium	ND	mg/L		0.05		E200.8	05/14/05 01:21 / bws
Beryllium	ND	mg/L		0.004		E200.8	05/26/05 14:59 / bws
Cadmium	0.001	mg/L		0.001		E200.8	05/14/05 01:21 / bws
Chromium	ND	mg/L		0.005		E200.8	05/14/05 01:21 / bws
Iron	ND	mg/L		0.05		E200.7	05/20/05 10:12 / ts
Lead	ND	mg/L		0.005		E200.8	05/14/05 01:21 / bws
Manganese	0.38	mg/L		0.05		E200.8	05/14/05 01:21 / bws
Mercury	ND	mg/L		0.001		E200.8	05/14/05 01:21 / bws
Molybdenum	ND	mg/L		0.1		E200.8	05/14/05 01:21 / bws
Nickel	ND	mg/L		0.05		E200.8	05/14/05 01:21 / bws
Selenium	0.023	mg/L		0.005		E200.8	05/14/05 01:21 / bws
Silver	ND	mg/L		0.004		E200.8	05/14/05 01:21 / bws
Uranium	2.03	mg/L		0.001		E200.8	05/14/05 01:21 / bws
RADIONUCLIDES - DISSOLVED							
Radium 226	ND	pCi/L		1.0		E903.0	05/20/05 13:00 / trs
Radium 228	ND	pCi/L		2.0		E904.0	05/20/05 13:00 / pj
Thorium 230	ND	pCi/L		0.4		E907.0	05/17/05 10:30 / ph

Report Definitions:
RL - Analyte reporting limit.
QCL - Quality control limit.
D - RL increased due to sample matrix interference.
MCL - Maximum contaminant level.
ND - Not detected at the reporting limit.

ENERGY LABORATORIES, INC. • 2393 Salt Creek Highway (82601) • P.O. Box 3258 • Casper, WY 82602
Toll Free 888.235.0515 • 307.235.0515 • Fax 307.234.1639 • casper@energylab.com • www.energylab.com

LABORATORY ANALYTICAL REPORT

Client: Western Nuclear
Project: Split Rock Mill Site
Lab ID: C05050467-006
Client Sample ID: WN-5R

Report Date: 06/15/05
Collection Date: 05/09/05
Date Received: 05/12/05
Matrix: Aqueous

Analyses	Result	Units	Qual	RL	MCL/ QCL	Method	Analysis Date / By
DATA QUALITY							
A/C Balance (± 5)	2.65	%				Calculation	05/23/05 14:15 / smd
Anions	57.2	meq/L				Calculation	05/23/05 14:15 / smd
Cations	60.3	meq/L				Calculation	05/23/05 14:15 / smd
Solids, Total Dissolved Calculated	3700	mg/L				Calculation	05/23/05 14:15 / smd
TDS Balance (0.80 - 1.20)	1.12	dec. %				Calculation	05/23/05 14:15 / smd

Report Definitions:
RL - Analyte reporting limit.
QCL - Quality control limit.
MCL - Maximum contaminant level.
ND - Not detected at the reporting limit.

ENERGY LABORATORIES, INC. • 2393 Salt Creek Highway (82601) • P.O. Box 3258 • Casper, WY 82602
Toll Free 888.235.0515 • 307.235.0515 • Fax 307.234.1639 • casper@energylab.com • www.energylab.com

LABORATORY ANALYTICAL REPORT

Client: Western Nuclear
Project: Split Rock Mill Site
Lab ID: C05020755-009
Client Sample ID: WN-5S

Report Date: 03/22/05
Collection Date: 02/14/05
Date Received: 02/17/05
Matrix: Aqueous

Analyses	Result	Units	Qual	RL	MCL/ QCL	Method	Analysis Date / By
MAJOR IONS							
Alkalinity, Total as CaCO3	479	mg/L		10		A2320 B	02/23/05 15:09 / nlm
Carbonate as CO3	ND	mg/L		1		A2320 B	02/23/05 15:09 / nlm
Bicarbonate as HCO3	584	mg/L		1		A2320 B	02/23/05 15:09 / nlm
Calcium	ND	mg/L		0.5		E200.8	02/22/05 19:30 / bws
Chloride	ND	mg/L		5		E200.8	02/22/05 19:30 / bws
Magnesium	ND	mg/L		0.5		E200.8	02/22/05 19:30 / bws
Nitrogen, Ammonia as N	0.20	mg/L		0.05		A4500-NH3 G	02/22/05 11:54 / jal
Nitrogen, Nitrate+Nitrite as N	69	mg/L	D	2		E353.2	02/23/05 10:33 / jal
Potassium	ND	mg/L		0.5		E200.8	02/22/05 19:30 / bws
Sodium	ND	mg/L		0.5		E200.8	02/22/05 19:30 / bws
Sulfate	ND	mg/L		5		E200.8	02/22/05 19:30 / bws
PHYSICAL PROPERTIES							
Conductivity	4180	umhos/cm		1.0		A2510 B	02/18/05 14:20 / sl
pH	6.87	s.u.		0.01		A4500-H B	02/18/05 15:46 / sl
Solids, Total Dissolved TDS @ 180 C	4030	mg/L		10		A2540 C	02/18/05 11:32 / sl
METALS - DISSOLVED							
Aluminum	ND	mg/L		0.1		E200.8	02/22/05 19:30 / bws
Arsenic	ND	mg/L		0.01		E200.8	02/22/05 19:30 / bws
Barium	ND	mg/L		0.05		E200.8	02/22/05 19:30 / bws
Beryllium	ND	mg/L		0.004		E200.8	02/22/05 19:30 / bws
Cadmium	ND	mg/L		0.001		E200.8	02/22/05 19:30 / bws
Chromium	ND	mg/L		0.005		E200.8	02/22/05 19:30 / bws
Iron	ND	mg/L		0.05		E200.8	02/22/05 19:30 / bws
Lead	ND	mg/L		0.005		E200.8	02/22/05 19:30 / bws
Manganese	0.30	mg/L		0.05		E200.8	02/22/05 19:30 / bws
Mercury	ND	mg/L		0.001		E200.8	02/22/05 19:30 / bws
Molybdenum	ND	mg/L		0.1		E200.8	02/22/05 19:30 / bws
Nickel	ND	mg/L		0.05		E200.8	02/22/05 19:30 / bws
Selenium	0.019	mg/L		0.005		E200.8	02/22/05 19:30 / bws
Silver	ND	mg/L		0.004		E200.8	02/22/05 19:30 / bws
Uranium	2.18	mg/L		0.001		E200.8	02/22/05 19:30 / bws
RADIONUCLIDES - DISSOLVED							
Radium 226	ND	pCi/L		1.0		E903.0	02/22/05 15:30 / df
Radium 228	ND	pCi/L		2.0		E904.0	02/22/05 15:30 / pj
Thorium 230	ND	pCi/L		0.4		E907.0	02/23/05 10:30 / ph

Report Definitions:
RL - Analyte reporting limit.
QCL - Quality control limit.
D - RL increased due to sample matrix interference.
MCL - Maximum contaminant level.
ND - Not detected at the reporting limit.

ENERGY LABORATORIES, INC. • 2393 Salt Creek Highway (82601) • P.O. Box 3258 • Casper, WY 82602
Toll Free 888.235.0515 • 307.235.0515 • Fax 307.234.1639 • casper@energylab.com • www.energylab.com

LABORATORY ANALYTICAL REPORT

Client: Western Nuclear
Project: Split Rock Mill Site
Lab ID: C05020755-009
Client Sample ID: WN-5S

Report Date: 03/22/05
Collection Date: 02/14/05
Date Received: 02/17/05
Matrix: Aqueous

Analyses	Result	Units	Qual	RL	MCL/ QCL	Method	Analysis Date / By
DATA QUALITY							
A/C Balance (± 5)	-2.64	%				Calculation	03/07/05 15:04 / smd
Anions	54.5	meq/L				Calculation	03/07/05 15:04 / smd
Cations	51.7	meq/L				Calculation	03/07/05 15:04 / smd
Solids, Total Dissolved Calculated	3500	mg/L				Calculation	03/07/05 15:04 / smd
TDS Balance (0.80 - 1.20)	1.15	dec. %				Calculation	03/07/05 15:04 / smd

Report Definitions:
RL - Analyte reporting limit.
QCL - Quality control limit.
MCL - Maximum contaminant level.
ND - Not detected at the reporting limit.

ENERGY LABORATORIES, INC. • 2393 Salt Creek Highway (82601) • P.O. Box 3258 • Casper, WY 82602
Toll Free 888.235.0515 • 307.235.0515 • Fax 307.234.1639 • casper@energylab.com • www.energylab.com

LABORATORY ANALYTICAL REPORT

Client: Western Nuclear
Project: Split Rock Mill Site
Lab ID: C05050467-007
Client Sample ID: WN-5S

Report Date: 06/15/05
Collection Date: 05/09/05
Date Received: 05/12/05
Matrix: Aqueous

Analyses	Result	Units	Qual	RL	MCL/ QCL	Method	Analysis Date / By
MAJOR IONS							
Alkalinity, Total as CaCO3	586	mg/L		10		A2320 B	05/21/05 16:18 / slb
Carbonate as CO3	ND	mg/L		1		A2320 B	05/21/05 16:18 / slb
Bicarbonate as HCO3	715	mg/L		1		A2320 B	05/21/05 16:18 / slb
Calcium	858	mg/L	D	0.6		E200.7	05/20/05 11:27 / ts
Chloride	126	mg/L		5		E200.7	05/20/05 11:24 / ts
Magnesium	120	mg/L	D	0.5		E200.7	05/20/05 11:27 / ts
Nitrogen, Ammonia as N	0.20	mg/L		0.05		A4500-NH3 G	05/17/05 10:00 / jal
Nitrogen, Nitrate+Nitrite as N	59	mg/L	D	2		E353.2	05/13/05 12:13 / jal
Potassium	20.0	mg/L		0.5		E200.7	05/20/05 11:24 / ts
Sodium	103	mg/L		0.5		E200.7	05/20/05 11:24 / ts
Sulfate	1850	mg/L	D	8		E200.7	05/20/05 11:27 / ts
PHYSICAL PROPERTIES							
Conductivity	4040	umhos/cm		1.0		A2510 B	05/13/05 09:25 / th
pH	6.95	s.u.		0.01		A4500-H B	05/13/05 15:07 / th
Solids, Total Dissolved TDS @ 180 C	4150	mg/L		10		A2540 C	05/13/05 11:47 / th
METALS - DISSOLVED							
Aluminum	ND	mg/L		0.1		E200.7	05/20/05 11:24 / ts
Arsenic	ND	mg/L		0.01		E200.8	05/14/05 01:28 / bws
Barium	ND	mg/L		0.05		E200.8	05/14/05 01:28 / bws
Beryllium	ND	mg/L		0.004		E200.8	05/26/05 15:14 / bws
Cadmium	ND	mg/L		0.001		E200.8	05/14/05 01:28 / bws
Chromium	ND	mg/L		0.005		E200.8	05/14/05 01:28 / bws
Iron	ND	mg/L		0.05		E200.7	05/20/05 11:24 / ts
Lead	ND	mg/L		0.005		E200.8	05/14/05 01:28 / bws
Manganese	0.37	mg/L		0.05		E200.8	05/14/05 01:28 / bws
Mercury	ND	mg/L		0.001		E200.8	05/14/05 01:28 / bws
Molybdenum	ND	mg/L		0.1		E200.8	05/14/05 01:28 / bws
Nickel	ND	mg/L		0.05		E200.8	05/14/05 01:28 / bws
Selenium	0.024	mg/L		0.005		E200.8	05/14/05 01:28 / bws
Silver	ND	mg/L		0.004		E200.8	05/14/05 01:28 / bws
Uranium	2.04	mg/L		0.001		E200.8	05/14/05 01:28 / bws
RADIONUCLIDES - DISSOLVED							
Radium 226	ND	pCi/L		1.0		E903.0	05/20/05 13:00 / trs
Radium 228	ND	pCi/L		2.0		E904.0	05/20/05 13:00 / pj
Thorium 230	ND	pCi/L		0.4		E907.0	05/17/05 10:30 / ph

Report Definitions:
RL - Analyte reporting limit.
QCL - Quality control limit.
D - RL increased due to sample matrix interference.
MCL - Maximum contaminant level.
ND - Not detected at the reporting limit.

ENERGY LABORATORIES, INC. • 2393 Salt Creek Highway (82601) • P.O. Box 3258 • Casper, WY 82602
Toll Free 888.235.0515 • 307.235.0515 • Fax 307.234.1639 • casper@energylab.com • www.energylab.com

LABORATORY ANALYTICAL REPORT

Client: Western Nuclear
Project: Split Rock Mill Site
Lab ID: C05050467-007
Client Sample ID: WN-5S

Report Date: 06/15/05
Collection Date: 05/09/05
Date Received: 05/12/05
Matrix: Aqueous

Analyses	Result	Units	Qual	RL	MCL/ QCL	Method	Analysis Date / By
DATA QUALITY							
A/C Balance (± 5)	-0.104	%				Calculation	05/23/05 14:15 / smd
Anions	57.9	meq/L				Calculation	05/23/05 14:15 / smd
Cations	57.8	meq/L				Calculation	05/23/05 14:15 / smd
Solids, Total Dissolved Calculated	3730	mg/L				Calculation	05/23/05 14:15 / smd
TDS Balance (0.80 - 1.20)	1.11	dec. %				Calculation	05/23/05 14:15 / smd

Definitions:
RL - Analyte reporting limit.
QCL - Quality control limit.
MCL - Maximum contaminant level.
ND - Not detected at the reporting limit.

ENERGY LABORATORIES
ENERGY LABORATORIES, INC. • 2393 Salt Creek Highway (82601) • P.O. Box 3258 • Casper, WY 82602
Toll Free 888.235.0515 • 307.235.0515 • Fax 307.234.1639 • casper@energylab.com • www.energylab.com

LABORATORY ANALYTICAL REPORT

Client: Western Nuclear
Project: Split Rock Mill Site
Lab ID: C05020744-001
Client Sample ID: WN-7

Report Date: 03/15/05
Collection Date: 02/14/05
Date Received: 02/17/05
Matrix: Aqueous

Analyses	Result	Units	Qual	RL	MCL/ QCL	Method	Analysis Date / By
MAJOR IONS							
Chloride	143	mg/L		5		E200.7	02/23/05 17:59 / ts
Nitrogen, Nitrate+Nitrite as N	23.2	mg/L	D	0.3		E353.2	02/18/05 11:28 / jal
Sulfate	2420	mg/L	D	8		E200.7	02/23/05 18:02 / ts
PHYSICAL PROPERTIES							
pH	6.56	s.u.		0.01		A4500-H B	02/18/05 14:45 / sl
Solids, Total Dissolved TDS @ 180 C	4670	mg/L		10		A2540 C	02/18/05 11:18 / sl
METALS - DISSOLVED							
Beryllium	ND	mg/L		0.004		E200.8	02/22/05 11:58 / bws
Cadmium	ND	mg/L		0.001		E200.8	02/22/05 11:58 / bws
Chromium	ND	mg/L		0.005		E200.8	02/22/05 11:58 / bws
Lead	ND	mg/L		0.005		E200.8	02/22/05 11:58 / bws
Nickel	ND	mg/L		0.05		E200.8	02/22/05 11:58 / bws
Selenium	0.038	mg/L		0.005		E200.8	02/22/05 11:58 / bws
Uranium	0.192	mg/L		0.001		E200.8	02/22/05 11:58 / bws
RADIONUCLIDES - DISSOLVED							
Thorium 230	ND	pCi/L		0.4		E907.0	02/24/05 10:30 / ph

Report Definitions:
RL - Analyte reporting limit.
QCL - Quality control limit.
D - RL increased due to sample matrix interference.
MCL - Maximum contaminant level.
ND - Not detected at the reporting limit.

ENERGY LABORATORIES, INC. • 2393 Salt Creek Highway (82601) • P.O. Box 3258 • Casper, WY 82602
Toll Free 888.235.0515 • 307.235.0515 • Fax 307.234.1639 • casper@energylab.com • www.energylab.com

LABORATORY ANALYTICAL REPORT

Client: Western Nuclear
Project: Split Rock Mill Site
Lab ID: C05050467-003
Client Sample ID: WN-7

Report Date: 06/15/05
Collection Date: 05/09/05
Date Received: 05/12/05
Matrix: Aqueous

Analyses	Result	Units	Qual	RL	MCL/ QCL	Method	Analysis Date / By
MAJOR IONS							
Alkalinity, Total as CaCO3	489	mg/L		10		A2320 B	05/21/05 15:34 / slb
Carbonate as CO3	ND	mg/L		1		A2320 B	05/21/05 15:34 / slb
Bicarbonate as HCO3	596	mg/L		1		A2320 B	05/21/05 15:34 / slb
Calcium	763	mg/L	D	0.6		E200.7	05/20/05 10:00 / ts
Chloride	151	mg/L		5		E200.7	05/20/05 09:57 / ts
Magnesium	250	mg/L	D	0.5		E200.7	05/20/05 10:00 / ts
Nitrogen, Ammonia as N	1.48	mg/L		0.05		A4500-NH3 G	05/17/05 09:46 / jal
Nitrogen, Nitrate+Nitrite as N	22.4	mg/L	D	0.3		E353.2	05/13/05 11:55 / jal
Potassium	23.3	mg/L		0.5		E200.7	05/20/05 09:57 / ts
Sodium	207	mg/L		0.5		E200.7	05/20/05 09:57 / ts
Sulfate	2540	mg/L	D	8		E200.7	05/20/05 10:00 / ts
PHYSICAL PROPERTIES							
Conductivity	4560	umhos/cm		1.0		A2510 B	05/13/05 09:18 / th
pH	6.64	s.u.		0.01		A4500-H B	05/13/05 15:03 / th
Solids, Total Dissolved TDS @ 180 C	4820	mg/L		10		A2540 C	05/13/05 11:46 / th
METALS - DISSOLVED							
Aluminum	ND	mg/L		0.1		E200.7	05/20/05 09:57 / ts
Arsenic	ND	mg/L		0.01		E200.8	05/14/05 00:57 / bws
Barium	ND	mg/L		0.05		E200.8	05/14/05 00:57 / bws
Beryllium	ND	mg/L		0.004		E200.8	05/26/05 14:04 / bws
Cadmium	ND	mg/L	D	0.002		E200.8	05/14/05 00:57 / bws
Chromium	ND	mg/L		0.005		E200.8	05/14/05 00:57 / bws
Iron	2.29	mg/L		0.05		E200.7	05/20/05 09:57 / ts
Lead	ND	mg/L		0.005		E200.8	05/14/05 00:57 / bws
Manganese	36.1	mg/L		0.05		E200.8	05/14/05 00:57 / bws
Mercury	ND	mg/L		0.001		E200.8	05/14/05 00:57 / bws
Molybdenum	ND	mg/L		0.1		E200.8	05/14/05 00:57 / bws
Nickel	ND	mg/L		0.05		E200.8	05/14/05 00:57 / bws
Selenium	0.031	mg/L		0.005		E200.8	05/14/05 00:57 / bws
Silver	ND	mg/L		0.004		E200.8	05/14/05 00:57 / bws
Uranium	0.207	mg/L		0.001		E200.8	05/14/05 00:57 / bws
RADIONUCLIDES - DISSOLVED							
Radium 226	ND	pCi/L		1.0		E903.0	05/20/05 13:00 / trs
Radium 228	ND	pCi/L		2.0		E904.0	05/20/05 13:00 / pj
Thorium 230	ND	pCi/L		0.4		E907.0	05/17/05 10:30 / ph

Report Definitions:
RL - Analyte reporting limit.
QCL - Quality control limit.
D - RL increased due to sample matrix interference.
MCL - Maximum contaminant level.
ND - Not detected at the reporting limit.

ENERGY LABORATORIES, INC. • 2393 Salt Creek Highway (82601) • P.O. Box 3258 • Casper, WY 82602
Toll Free 888.235.0515 • 307.235.0515 • Fax 307.234.1639 • casper@energylab.com • www.energylab.com

LABORATORY ANALYTICAL REPORT

Client: Western Nuclear
Project: Split Rock Mill Site
Lab ID: C05050467-003
Client Sample ID: WN-7

Report Date: 06/15/05
Collection Date: 05/09/05
Date Received: 05/12/05
Matrix: Aqueous

Analyses	Result	Units	Qual	RL	MCL/ QCL	Method	Analysis Date / By
DATA QUALITY							
A/C Balance (± 5)	1.90	%				Calculation	05/23/05 14:13 / smd
Anions	68.4	meq/L				Calculation	05/23/05 14:13 / smd
Cations	71.1	meq/L				Calculation	05/23/05 14:13 / smd
Solids, Total Dissolved Calculated	4320	mg/L				Calculation	05/23/05 14:13 / smd
TDS Balance (0.80 - 1.20)	1.12	dec. %				Calculation	05/23/05 14:13 / smd

Report Definitions:
RL - Analyte reporting limit.
QCL - Quality control limit.
MCL - Maximum contaminant level.
ND - Not detected at the reporting limit.

ENERGY LABORATORIES, INC. • 2393 Salt Creek Highway (82601) • P.O. Box 3258 • Casper, WY 82602
Toll Free 888.235.0515 • 307.235.0515 • Fax 307.234.1639 • casper@energylab.com • www.energylab.com

LABORATORY ANALYTICAL REPORT

Client: Western Nuclear
Project: Split Rock Mill Site
Lab ID: C05020744-007
Client Sample ID: WN-15

Report Date: 03/15/05
Collection Date: 02/15/05
Date Received: 02/17/05
Matrix: Aqueous

Analyses	Result	Units	Qual	RL	MCL/ QCL	Method	Analysis Date / By
MAJOR IONS							
Chloride	19	mg/L		5		E200.7	02/23/05 18:41 / ts
Nitrogen, Nitrate+Nitrite as N	12.7	mg/L	D	0.3		E353.2	02/18/05 11:51 / jal
Sulfate	293	mg/L		5		E200.7	02/23/05 18:41 / ts
PHYSICAL PROPERTIES							
pH	7.65	s.u.		0.01		A4500-H B	02/18/05 15:01 / sl
Solids, Total Dissolved TDS @ 180 C	741	mg/L		10		A2540 C	02/18/05 11:21 / sl
METALS - DISSOLVED							
Beryllium	ND	mg/L		0.004		E200.8	02/27/05 23:26 / bws
Cadmium	ND	mg/L		0.001		E200.8	02/22/05 13:31 / bws
Chromium	ND	mg/L		0.005		E200.8	02/22/05 13:31 / bws
Lead	ND	mg/L		0.005		E200.8	02/22/05 13:31 / bws
Nickel	ND	mg/L		0.05		E200.8	02/22/05 13:31 / bws
Selenium	ND	mg/L		0.005		E200.8	02/22/05 13:31 / bws
Uranium	0.140	mg/L		0.001		E200.8	02/22/05 13:31 / bws
RADIONUCLIDES - DISSOLVED							
Thorium 230	ND	pCi/L		0.4		E907.0	02/24/05 10:30 / ph

Report Definitions:
RL - Analyte reporting limit.
QCL - Quality control limit.
D - RL increased due to sample matrix interference.
MCL - Maximum contaminant level.
ND - Not detected at the reporting limit.

ENERGY LABORATORIES, INC. • 2393 Salt Creek Highway (82601) • P.O. Box 3258 • Casper, WY 82602
Toll Free 888.235.0515 • 307.235.0515 • Fax 307.234.1639 • casper@energylab.com • www.energylab.com

LABORATORY ANALYTICAL REPORT

Client: Western Nuclear
Project: Split Rock Mill Site
Lab ID: C05050467-020
Client Sample ID: WN-15

Report Date: 06/15/05
Collection Date: 05/10/05
Date Received: 05/12/05
Matrix: Aqueous

Analyses	Result	Units	Qual	RL	MCL/ QCL	Method	Analysis Date / By
MAJOR IONS							
Alkalinity, Total as CaCO3	174	mg/L		10		A2320 B	05/21/05 19:07 / slb
Carbonate as CO3	ND	mg/L		1		A2320 B	05/21/05 19:07 / slb
Bicarbonate as HCO3	213	mg/L		1		A2320 B	05/21/05 19:07 / slb
Calcium	175	mg/L		0.5		E200.7	05/20/05 14:03 / ts
Chloride	17	mg/L		5		E200.7	05/20/05 14:03 / ts
Magnesium	26.1	mg/L		0.5		E200.7	05/20/05 14:03 / ts
Nitrogen, Ammonia as N	0.05	mg/L		0.05		A4500-NH3 G	05/17/05 10:36 / jal
Nitrogen, Nitrate+Nitrite as N	13.6	mg/L	D	0.3		E353.2	05/13/05 13:05 / jal
Potassium	6.4	mg/L		0.5		E200.7	05/20/05 14:03 / ts
Sodium	14.4	mg/L		0.5		E200.7	05/20/05 14:03 / ts
Sulfate	289	mg/L		5		E200.7	05/20/05 14:03 / ts
PHYSICAL PROPERTIES							
Conductivity	999	umhos/cm		1.0		A2510 B	05/13/05 10:05 / th
pH	7.76	s.u.		0.01		A4500-H B	05/13/05 15:50 / th
Solids, Total Dissolved TDS @ 180 C	780	mg/L		10		A2540 C	05/13/05 11:52 / th
METALS - DISSOLVED							
Aluminum	ND	mg/L		0.1		E200.8	05/14/05 06:23 / bws
Arsenic	0.01	mg/L		0.01		E200.8	05/14/05 06:23 / bws
Barium	0.13	mg/L		0.05		E200.8	05/14/05 06:23 / bws
Beryllium	ND	mg/L		0.004		E200.8	05/26/05 16:46 / bws
Cadmium	ND	mg/L		0.001		E200.8	05/14/05 06:23 / bws
Chromium	ND	mg/L		0.005		E200.8	05/14/05 06:23 / bws
Iron	ND	mg/L		0.05		E200.7	05/20/05 14:03 / ts
Lead	ND	mg/L		0.005		E200.8	05/14/05 06:23 / bws
Manganese	ND	mg/L		0.05		E200.8	05/14/05 06:23 / bws
Mercury	ND	mg/L		0.001		E200.8	05/14/05 06:23 / bws
Molybdenum	ND	mg/L		0.1		E200.8	05/14/05 06:23 / bws
Nickel	ND	mg/L		0.05		E200.8	05/14/05 06:23 / bws
Selenium	ND	mg/L		0.005		E200.8	05/14/05 06:23 / bws
Silver	ND	mg/L		0.004		E200.8	05/14/05 06:23 / bws
Uranium	0.154	mg/L		0.001		E200.8	05/14/05 06:23 / bws
RADIONUCLIDES - DISSOLVED							
Radium 226	ND	pCi/L		1.0		E903.0	05/20/05 13:30 / trs
Radium 228	ND	pCi/L		2.0		E904.0	05/20/05 13:30 / pj
Thorium 230	ND	pCi/L		0.4		E907.0	05/19/05 10:30 / ph

Report Definitions:
RL - Analyte reporting limit.
QCL - Quality control limit.
D - RL increased due to sample matrix interference.
MCL - Maximum contaminant level.
ND - Not detected at the reporting limit.

ENERGY LABORATORIES, INC. • 2393 Salt Creek Highway (82601) • P.O. Box 3258 • Casper, WY 82602
Toll Free 888.235.0515 • 307.235.0515 • Fax 307.234.1639 • casper@energylab.com • www.energylab.com

LABORATORY ANALYTICAL REPORT

Client: Western Nuclear
Project: Split Rock Mill Site
Lab ID: C05050467-020
Client Sample ID: WN-15

Report Date: 06/15/05
Collection Date: 05/10/05
Date Received: 05/12/05
Matrix: Aqueous

Analyses	Result	Units	Qual	RL	MCL/ QCL	Method	Analysis Date / By
DATA QUALITY							
A/C Balance (± 5)	3.08	%				Calculation	05/23/05 14:19 / smd
Anions	11.0	meq/L				Calculation	05/23/05 14:19 / smd
Cations	11.7	meq/L				Calculation	05/23/05 14:19 / smd
Solids, Total Dissolved Calculated	732	mg/L				Calculation	05/23/05 14:19 / smd
TDS Balance (0.80 - 1.20)	1.07	dec. %				Calculation	05/23/05 14:19 / smd

Definitions:
RL - Analyte reporting limit.
QCL - Quality control limit.
MCL - Maximum contaminant level.
ND - Not detected at the reporting limit.

ENERGY LABORATORIES, INC. • 2393 Salt Creek Highway (82601) • P.O. Box 3258 • Casper, WY 82602
Toll Free 888.235.0515 • 307.235.0515 • Fax 307.234.1639 • casper@energylab.com • www.energylab.com

LABORATORY ANALYTICAL REPORT

Client: Western Nuclear
Project: Split Rock Mill Site
Lab ID: C05020744-006
Client Sample ID: WN-16

Report Date: 03/15/05
Collection Date: 02/15/05
Date Received: 02/17/05
Matrix: Aqueous

Analyses	Result	Units	Qual	RL	MCL/ QCL	Method	Analysis Date / By
MAJOR IONS							
Chloride	6	mg/L		5		E200.7	02/23/05 18:38 / ts
Nitrogen, Nitrate+Nitrite as N	1.0	mg/L		0.2		E353.2	02/18/05 11:48 / jal
Sulfate	20	mg/L		5		E200.7	02/23/05 18:38 / ts
PHYSICAL PROPERTIES							
pH	7.90	s.u.		0.01		A4500-H B	02/18/05 14:58 / sl
Solids, Total Dissolved TDS @ 180 C	227	mg/L		10		A2540 C	02/18/05 11:20 / sl
METALS - DISSOLVED							
Beryllium	ND	mg/L		0.004		E200.8	02/27/05 23:19 / bws
Cadmium	ND	mg/L		0.001		E200.8	02/22/05 13:24 / bws
Chromium	ND	mg/L		0.005		E200.8	02/22/05 13:24 / bws
Lead	ND	mg/L		0.005		E200.8	02/22/05 13:24 / bws
Nickel	ND	mg/L		0.05		E200.8	02/22/05 13:24 / bws
Selenium	ND	mg/L		0.005		E200.8	02/22/05 13:24 / bws
Uranium	0.011	mg/L		0.001		E200.8	02/22/05 13:24 / bws
RADIONUCLIDES - DISSOLVED							
Thorium 230	ND	pCi/L		0.4		E907.0	02/24/05 10:30 / ph

Report Definitions:
RL - Analyte reporting limit.
QCL - Quality control limit.
MCL - Maximum contaminant level.
ND - Not detected at the reporting limit.

ENERGY LABORATORIES, INC. • 2393 Salt Creek Highway (82601) • P.O. Box 3258 • Casper, WY 82602
Toll Free 888.235.0515 • 307.235.0515 • Fax 307.234.1639 • casper@energylab.com • www.energylab.com

LABORATORY ANALYTICAL REPORT

Client: Western Nuclear
Project: Split Rock Mill Site
Lab ID: C05050467-016
Client Sample ID: WN-16

Report Date: 06/15/05
Collection Date: 05/10/05
Date Received: 05/12/05
Matrix: Aqueous

Analyses	Result	Units	Qual	RL	MCL/ QCL	Method	Analysis Date / By
MAJOR IONS							
Alkalinity, Total as CaCO3	130	mg/L		10		A2320 B	05/21/05 18:02 / slb
Carbonate as CO3	ND	mg/L		1		A2320 B	05/21/05 18:02 / slb
Bicarbonate as HCO3	159	mg/L		1		A2320 B	05/21/05 18:02 / slb
Calcium	43.6	mg/L		0.5		E200.7	05/20/05 13:33 / ts
Chloride	ND	mg/L		5		E200.7	05/20/05 13:33 / ts
Magnesium	5.5	mg/L		0.5		E200.7	05/20/05 13:33 / ts
Nitrogen, Ammonia as N	ND	mg/L		0.05		A4500-NH3 G	05/17/05 10:28 / jal
Nitrogen, Nitrate+Nitrite as N	1.1	mg/L		0.2		E353.2	05/13/05 12:55 / jal
Potassium	5.2	mg/L		0.5		E200.7	05/20/05 13:33 / ts
Sodium	14.9	mg/L		0.5		E200.7	05/20/05 13:33 / ts
Sulfate	21	mg/L		5		E200.7	05/20/05 13:33 / ts
PHYSICAL PROPERTIES							
Conductivity	314	umhos/cm		1.0		A2510 B	05/13/05 10:00 / th
pH	7.94	s.u.		0.01		A4500-H B	05/13/05 15:31 / th
Solids, Total Dissolved TDS @ 180 C	243	mg/L		10		A2540 C	05/13/05 11:50 / th
METALS - DISSOLVED							
Aluminum	ND	mg/L		0.1		E200.8	05/14/05 05:14 / bws
Arsenic	ND	mg/L		0.01		E200.8	05/14/05 05:14 / bws
Barium	0.06	mg/L		0.05		E200.8	05/14/05 05:14 / bws
Beryllium	ND	mg/L		0.004		E200.8	05/14/05 05:14 / bws
Cadmium	ND	mg/L		0.001		E200.8	05/14/05 05:14 / bws
Chromium	ND	mg/L		0.005		E200.8	05/14/05 05:14 / bws
Iron	ND	mg/L		0.05		E200.7	05/20/05 13:33 / ts
Lead	ND	mg/L		0.005		E200.8	05/14/05 05:14 / bws
Manganese	ND	mg/L		0.05		E200.8	05/14/05 05:14 / bws
Mercury	ND	mg/L		0.001		E200.8	05/14/05 05:14 / bws
Molybdenum	ND	mg/L		0.1		E200.8	05/14/05 05:14 / bws
Nickel	ND	mg/L		0.05		E200.8	05/14/05 05:14 / bws
Selenium	ND	mg/L		0.005		E200.8	05/14/05 05:14 / bws
Silver	ND	mg/L		0.004		E200.8	05/14/05 05:14 / bws
Uranium	0.012	mg/L		0.001		E200.8	05/14/05 05:14 / bws
RADIONUCLIDES - DISSOLVED							
Radium 226	ND	pCi/L		1.0		E903.0	05/20/05 13:30 / trs
Radium 228	ND	pCi/L		2.0		E904.0	05/20/05 13:30 / pj
Thorium 230	ND	pCi/L		0.4		E907.0	05/19/05 10:30 / ph

Report Definitions:
RL - Analyte reporting limit.
QCL - Quality control limit.
MCL - Maximum contaminant level.
ND - Not detected at the reporting limit.

ENERGY LABORATORIES, INC. • 2393 Salt Creek Highway (82601) • P.O. Box 3258 • Casper, WY 82602
Toll Free 888.235.0515 • 307.235.0515 • Fax 307.234.1639 • casper@energylab.com • www.energylab.com

LABORATORY ANALYTICAL REPORT

Client: Western Nuclear
Project: Split Rock Mill Site
Lab ID: C05050467-016
Client Sample ID: WN-16

Report Date: 06/15/05
Collection Date: 05/10/05
Date Received: 05/12/05
Matrix: Aqueous

Analyses	Result	Units	Qual	RL	MCL/ QCL	Method	Analysis Date / By
DATA QUALITY							
A/C Balance (± 5)	2.75	%				Calculation	05/23/05 14:18 / smd
Anions	3.23	meq/L				Calculation	05/23/05 14:18 / smd
Cations	3.41	meq/L				Calculation	05/23/05 14:18 / smd
Solids, Total Dissolved Calculated	226	mg/L				Calculation	05/23/05 14:18 / smd
TDS Balance (0.80 - 1.20)	1.08	dec. %				Calculation	05/23/05 14:18 / smd

Report Definitions:
RL - Analyte reporting limit.
QCL - Quality control limit.
MCL - Maximum contaminant level.
ND - Not detected at the reporting limit.

ENERGY LABORATORIES, INC. • 2393 Salt Creek Highway (82601) • P.O. Box 3258 • Casper, WY 82602
Toll Free 888.235.0515 • 307.235.0515 • Fax 307.234.1639 • casper@energylab.com • www.energylab.com

LABORATORY ANALYTICAL REPORT

Client: Western Nuclear
Project: Split Rock Mill Site
Lab ID: C05020755-001
Client Sample ID: WN-17

Report Date: 03/22/05
Collection Date: 02/14/05
Date Received: 02/17/05
Matrix: Aqueous

Analyses	Result	Units	Qual	RL	MCL/ QCL	Method	Analysis Date / By
MAJOR IONS							
Alkalinity, Total as CaCO3	190	mg/L		10		A2320 B	02/23/05 13:03 / nlm
Carbonate as CO3	ND	mg/L		1		A2320 B	02/23/05 13:03 / nlm
Bicarbonate as HCO3	231	mg/L		1		A2320 B	02/23/05 13:03 / nlm
Calcium	64.5	mg/L		0.5		E200.7	02/28/05 14:32 / ts
Chloride	12	mg/L		5		E200.7	02/28/05 14:32 / ts
Magnesium	12.9	mg/L		0.5		E200.7	02/28/05 14:32 / ts
Nitrogen, Ammonia as N	ND	mg/L		0.05		A4500-NH3 G	02/22/05 11:26 / jal
Nitrogen, Nitrate+Nitrite as N	0.2	mg/L		0.2		E353.2	02/23/05 10:08 / jal
Potassium	9.1	mg/L		0.5		E200.7	02/28/05 14:32 / ts
Sodium	27.7	mg/L		0.5		E200.7	02/28/05 14:32 / ts
Sulfate	62	mg/L		5		E200.7	02/28/05 14:32 / ts
PHYSICAL PROPERTIES							
Conductivity	532	umhos/cm		1.0		A2510 B	02/18/05 14:00 / sl
pH	7.75	s.u.		0.01		A4500-H B	02/18/05 15:18 / sl
Solids, Total Dissolved TDS @ 180 C	331	mg/L		10		A2540 C	02/18/05 11:27 / sl
METALS - DISSOLVED							
Aluminum	ND	mg/L		0.1		E200.8	02/28/05 00:52 / bws
Arsenic	0.02	mg/L		0.01		E200.8	02/22/05 15:11 / bws
Barium	0.06	mg/L		0.05		E200.8	02/22/05 15:11 / bws
Beryllium	ND	mg/L		0.004		E200.8	02/28/05 00:52 / bws
Cadmium	ND	mg/L		0.001		E200.8	02/22/05 15:11 / bws
Chromium	ND	mg/L		0.005		E200.8	02/22/05 15:11 / bws
Iron	ND	mg/L		0.05		E200.7	02/28/05 14:32 / ts
Lead	ND	mg/L		0.005		E200.8	02/22/05 15:11 / bws
Manganese	0.08	mg/L		0.05		E200.8	02/22/05 15:11 / bws
Mercury	ND	mg/L		0.001		E200.8	02/22/05 15:11 / bws
Molybdenum	ND	mg/L		0.1		E200.8	02/22/05 15:11 / bws
Nickel	ND	mg/L		0.05		E200.8	02/22/05 15:11 / bws
Selenium	ND	mg/L		0.005		E200.8	02/22/05 15:11 / bws
Silver	ND	mg/L		0.004		E200.8	02/22/05 15:11 / bws
Uranium	0.051	mg/L		0.001		E200.8	02/22/05 15:11 / bws
RADIONUCLIDES - DISSOLVED							
Radium 226	ND	pCi/L		1.0		E903.0	02/22/05 15:30 / df
Radium 228	ND	pCi/L		1.0		E904.0	03/17/05 13:15 / pj
Thorium 230	ND	pCi/L		0.4		E907.0	02/23/05 10:30 / ph

Report Definitions:
RL - Analyte reporting limit.
QCL - Quality control limit.
MCL - Maximum contaminant level.
ND - Not detected at the reporting limit.

ENERGY LABORATORIES, INC. • 2393 Salt Creek Highway (82601) • P.O. Box 3258 • Casper, WY 82602
Toll Free 888.235.0515 • 307.235.0515 • Fax 307.234.1639 • casper@energylab.com • www.energylab.com

LABORATORY ANALYTICAL REPORT

Client: Western Nuclear
Project: Split Rock Mill Site
Lab ID: C05020755-001
Client Sample ID: WN-17

Report Date: 03/22/05
Collection Date: 02/14/05
Date Received: 02/17/05
Matrix: Aqueous

Analyses	Result	Units	Qual	RL	MCL/ QCL	Method	Analysis Date / By
DATA QUALITY							
A/C Balance (± 5)	2.61	%				Calculation	03/07/05 15:02 / smd
Anions	5.44	meq/L				Calculation	03/07/05 15:02 / smd
Cations	5.73	meq/L				Calculation	03/07/05 15:02 / smd
Solids, Total Dissolved Calculated	340	mg/L				Calculation	03/07/05 15:02 / smd
TDS Balance (0.80 - 1.20)	0.970	dec. %				Calculation	03/07/05 15:02 / smd

Report Definitions:
RL - Analyte reporting limit.
QCL - Quality control limit.
MCL - Maximum contaminant level.
ND - Not detected at the reporting limit.

ENERGY LABORATORIES, INC. • 2393 Salt Creek Highway (82601) • P.O. Box 3258 • Casper, WY 82602
Toll Free 888.235.0515 • 307.235.0515 • Fax 307.234.1639 • casper@energylab.com • www.energylab.com

LABORATORY ANALYTICAL REPORT

Client: Western Nuclear
Project: Split Rock Mill Site
Lab ID: C05050467-014
Client Sample ID: WN-17

Report Date: 06/15/05
Collection Date: 05/10/05
Date Received: 05/12/05
Matrix: Aqueous

Analyses	Result	Units	Qual	RL	MCL/ QCL	Method	Analysis Date / By
MAJOR IONS							
Alkalinity, Total as CaCO3	193	mg/L		10		A2320 B	05/21/05 17:36 / slb
Carbonate as CO3	ND	mg/L		1		A2320 B	05/21/05 17:36 / slb
Bicarbonate as HCO3	235	mg/L		1		A2320 B	05/21/05 17:36 / slb
Calcium	67.2	mg/L		0.5		E200.7	05/20/05 13:08 / ts
Chloride	11	mg/L		5		E200.7	05/20/05 13:08 / ts
Magnesium	13.0	mg/L		0.5		E200.7	05/20/05 13:08 / ts
Nitrogen, Ammonia as N	ND	mg/L		0.05		A4500-NH3 G	05/17/05 10:20 / jal
Nitrogen, Nitrate+Nitrite as N	0.3	mg/L		0.2		E353.2	05/13/05 12:43 / jal
Potassium	6.9	mg/L		0.5		E200.7	05/20/05 13:08 / ts
Sodium	28.5	mg/L		0.5		E200.7	05/20/05 13:08 / ts
Sulfate	63	mg/L		5		E200.7	05/20/05 13:08 / ts
PHYSICAL PROPERTIES							
Conductivity	527	umhos/cm		1.0		A2510 B	05/13/05 09:55 / th
pH	7.87	s.u.		0.01		A4500-H B	05/13/05 15:27 / th
Solids, Total Dissolved TDS @ 180 C	358	mg/L		10		A2540 C	05/13/05 11:50 / th
METALS - DISSOLVED							
Aluminum	ND	mg/L		0.1		E200.8	05/14/05 04:59 / bws
Arsenic	0.02	mg/L		0.01		E200.8	05/14/05 04:59 / bws
Barium	0.05	mg/L		0.05		E200.8	05/14/05 04:59 / bws
Beryllium	ND	mg/L		0.004		E200.8	05/14/05 04:59 / bws
Cadmium	ND	mg/L		0.001		E200.8	05/14/05 04:59 / bws
Chromium	ND	mg/L		0.005		E200.8	05/14/05 04:59 / bws
Iron	ND	mg/L		0.05		E200.7	05/20/05 13:08 / ts
Lead	ND	mg/L		0.005		E200.8	05/14/05 04:59 / bws
Manganese	0.07	mg/L		0.05		E200.8	05/14/05 04:59 / bws
Mercury	ND	mg/L		0.001		E200.8	05/14/05 04:59 / bws
Molybdenum	ND	mg/L		0.1		E200.8	05/14/05 04:59 / bws
Nickel	ND	mg/L		0.05		E200.8	05/14/05 04:59 / bws
Selenium	ND	mg/L		0.005		E200.8	05/14/05 04:59 / bws
Silver	ND	mg/L		0.004		E200.8	05/14/05 04:59 / bws
Uranium	0.052	mg/L		0.001		E200.8	05/14/05 04:59 / bws
RADIONUCLIDES - DISSOLVED							
Radium 226	ND	pCi/L		1.0		E903.0	05/20/05 13:00 / trs
Radium 228	ND	pCi/L		2.0		E904.0	05/20/05 13:00 / pj
Thorium 230	ND	pCi/L		0.4		E907.0	05/19/05 10:30 / ph

Report Definitions:
RL - Analyte reporting limit.
QCL - Quality control limit.
MCL - Maximum contaminant level.
ND - Not detected at the reporting limit.

ENERGY LABORATORIES, INC. • 2393 Salt Creek Highway (82601) • P.O. Box 3258 • Casper, WY 82602
Toll Free 888.235.0515 • 307.235.0515 • Fax 307.234.1639 • casper@energylab.com • www.energylab.com

LABORATORY ANALYTICAL REPORT

Client: Western Nuclear
Project: Split Rock Mill Site
Lab ID: C05050467-014
Client Sample ID: WN-17

Report Date: 06/15/05
Collection Date: 05/10/05
Date Received: 05/12/05
Matrix: Aqueous

Analyses	Result	Units	Qual	RL	MCL/ QCL	Method	Analysis Date / By
DATA QUALITY							
A/C Balance (± 5)	3.56	%				Calculation	05/23/05 14:17 / smd
Anions	5.49	meq/L				Calculation	05/23/05 14:17 / smd
Cations	5.89	meq/L				Calculation	05/23/05 14:17 / smd
Solids, Total Dissolved Calculated	345	mg/L				Calculation	05/23/05 14:17 / smd
TDS Balance (0.80 - 1.20)	1.04	dec. %				Calculation	05/23/05 14:17 / smd

Report Definitions:
RL - Analyte reporting limit.
QCL - Quality control limit.
MCL - Maximum contaminant level.
ND - Not detected at the reporting limit.

ENERGY LABORATORIES, INC. • 2393 Salt Creek Highway (82601) • P.O. Box 3258 • Casper, WY 82602
Toll Free 888.235.0515 • 307.235.0515 • Fax 307.234.1639 • casper@energylab.com • www.energylab.com

LABORATORY ANALYTICAL REPORT

Client: Western Nuclear
Project: Split Rock Mill Site
Lab ID: C05020755-002
Client Sample ID: WN-18

Report Date: 03/22/05
Collection Date: 02/14/05
Date Received: 02/17/05
Matrix: Aqueous

Analyses	Result	Units	Qual	RL	MCL/ QCL	Method	Analysis Date / By
MAJOR IONS							
Alkalinity, Total as CaCO3	293	mg/L		10		A2320 B	02/23/05 13:15 / nlm
Carbonate as CO3	ND	mg/L		1		A2320 B	02/23/05 13:15 / nlm
Bicarbonate as HCO3	358	mg/L		1		A2320 B	02/23/05 13:15 / nlm
Calcium	306	mg/L	D	0.6		E200.7	02/28/05 15:05 / ts
Chloride	66	mg/L		5		E200.7	02/28/05 15:02 / ts
Magnesium	50.1	mg/L		0.5		E200.7	02/28/05 15:02 / ts
Nitrogen, Ammonia as N	0.08	mg/L		0.05		A4500-NH3 G	02/22/05 11:28 / jal
Nitrogen, Nitrate+Nitrite as N	43.9	mg/L	D	0.6		E353.2	02/23/05 10:11 / jal
Potassium	15.2	mg/L		0.5		E200.7	02/28/05 15:02 / ts
Sodium	112	mg/L		0.5		E200.7	02/28/05 15:02 / ts
Sulfate	636	mg/L		5		E200.7	02/28/05 15:02 / ts
PHYSICAL PROPERTIES							
Conductivity	2100	umhos/cm		1.0		A2510 B	02/18/05 14:02 / sl
pH	7.37	s.u.		0.01		A4500-H B	02/18/05 15:21 / sl
Solids, Total Dissolved TDS @ 180 C	1720	mg/L		10		A2540 C	03/14/05 16:02 / sl
METALS - DISSOLVED							
Aluminum	ND	mg/L		0.1		E200.8	02/28/05 00:59 / bws
Arsenic	ND	mg/L		0.01		E200.8	02/22/05 15:19 / bws
Barium	0.06	mg/L		0.05		E200.8	02/22/05 15:19 / bws
Beryllium	ND	mg/L		0.004		E200.8	02/28/05 00:59 / bws
Cadmium	ND	mg/L		0.001		E200.8	02/22/05 15:19 / bws
Chromium	ND	mg/L		0.005		E200.8	02/22/05 15:19 / bws
Iron	ND	mg/L		0.05		E200.7	02/28/05 15:02 / ts
Lead	ND	mg/L		0.005		E200.8	02/22/05 15:19 / bws
Manganese	ND	mg/L		0.05		E200.8	02/22/05 15:19 / bws
Mercury	ND	mg/L		0.001		E200.8	02/22/05 15:19 / bws
Molybdenum	ND	mg/L		0.1		E200.8	02/22/05 15:19 / bws
Nickel	ND	mg/L		0.05		E200.8	02/22/05 15:19 / bws
Selenium	0.007	mg/L		0.005		E200.8	02/22/05 15:19 / bws
Silver	ND	mg/L		0.004		E200.8	02/22/05 15:19 / bws
Uranium	0.672	mg/L		0.001		E200.8	02/22/05 15:19 / bws
RADIONUCLIDES - DISSOLVED							
Radium 226	ND	pCi/L		1.0		E903.0	02/22/05 15:30 / df
Radium 228	ND	pCi/L		2.0		E904.0	03/17/05 13:15 / pj
Thorium 230	ND	pCi/L		0.4		E907.0	02/23/05 10:30 / ph

Report Definitions:
RL - Analyte reporting limit.
QCL - Quality control limit.
D - RL increased due to sample matrix interference.
MCL - Maximum contaminant level.
ND - Not detected at the reporting limit.

ENERGY LABORATORIES, INC. • 2393 Salt Creek Highway (82601) • P.O. Box 3258 • Casper, WY 82602
Toll Free 888.235.0515 • 307.235.0515 • Fax 307.234.1639 • casper@energylab.com • www.energylab.com

LABORATORY ANALYTICAL REPORT

Client: Western Nuclear
Project: Split Rock Mill Site
Lab ID: C05020755-002
Client Sample ID: WN-18

Report Date: 03/22/05
Collection Date: 02/14/05
Date Received: 02/17/05
Matrix: Aqueous

Analyses	Result	Units	Qual	RL	MCL/ QCL	Method	Analysis Date / By
DATA QUALITY							
A/C Balance (± 5)	1.14	%				Calculation	03/15/05 10:43 / smd
Anions	24.1	meq/L				Calculation	03/15/05 10:43 / smd
Cations	24.7	meq/L				Calculation	03/15/05 10:43 / smd
Solids, Total Dissolved Calculated	1610	mg/L				Calculation	03/15/05 10:43 / smd
TDS Balance (0.80 - 1.20)	1.07	dec. %				Calculation	03/15/05 10:43 / smd

Report Definitions:
RL - Analyte reporting limit.
QCL - Quality control limit.
MCL - Maximum contaminant level.
ND - Not detected at the reporting limit.

ENERGY LABORATORIES, INC. • 2393 Salt Creek Highway (82601) • P.O. Box 3258 • Casper, WY 82602
Toll Free 888.235.0515 • 307.235.0515 • Fax 307.234.1639 • casper@energylab.com • www.energylab.com

LABORATORY ANALYTICAL REPORT

Client: Western Nuclear
Project: Split Rock Mill Site
Lab ID: C05050467-001
Client Sample ID: WN-18

Report Date: 06/15/05
Collection Date: 05/09/05
Date Received: 05/12/05
Matrix: Aqueous

Analyses	Result	Units	Qual	RL	MCL/ QCL	Method	Analysis Date / By
MAJOR IONS							
Alkalinity, Total as CaCO3	296	mg/L		10		A2320 B	05/21/05 14:53 / slb
Carbonate as CO3	ND	mg/L		1		A2320 B	05/21/05 14:53 / slb
Bicarbonate as HCO3	361	mg/L		1		A2320 B	05/21/05 14:53 / slb
Calcium	306	mg/L	D	0.6		E200.7	05/20/05 09:48 / ts
Chloride	66	mg/L		5		E200.7	05/20/05 09:45 / ts
Magnesium	51.9	mg/L		0.5		E200.7	05/20/05 09:45 / ts
Nitrogen, Ammonia as N	0.13	mg/L		0.05		A4500-NH3 G	05/17/05 09:42 / jal
Nitrogen, Nitrate+Nitrite as N	49.4	mg/L	D	0.6		E353.2	05/13/05 11:50 / jal
Potassium	15.7	mg/L		0.5		E200.7	05/20/05 09:45 / ts
Sodium	115	mg/L		0.5		E200.7	05/20/05 09:45 / ts
Sulfate	630	mg/L		5		E200.7	05/20/05 09:45 / ts
PHYSICAL PROPERTIES							
Conductivity	2080	umhos/cm		1.0		A2510 B	05/13/05 09:04 / th
	7.58	s.u.		0.01		A4500-H B	05/13/05 14:57 / th
Solids, Total Dissolved TDS @ 180 C	1850	mg/L		10		A2540 C	05/13/05 11:45 / th
METALS - DISSOLVED							
Aluminum	ND	mg/L		0.1		E200.7	05/20/05 09:45 / ts
Arsenic	ND	mg/L		0.01		E200.8	05/13/05 23:50 / bws
Barium	0.05	mg/L		0.05		E200.8	05/13/05 23:50 / bws
Beryllium	ND	mg/L		0.004		E200.8	05/26/05 13:26 / bws
Cadmium	ND	mg/L		0.001		E200.8	05/13/05 23:50 / bws
Chromium	ND	mg/L		0.005		E200.8	05/13/05 23:50 / bws
Iron	ND	mg/L		0.05		E200.7	05/20/05 09:45 / ts
Lead	ND	mg/L		0.005		E200.8	05/13/05 23:50 / bws
Manganese	ND	mg/L		0.05		E200.8	05/13/05 23:50 / bws
Mercury	ND	mg/L		0.001		E200.8	05/13/05 23:50 / bws
Molybdenum	ND	mg/L		0.1		E200.8	05/13/05 23:50 / bws
Nickel	ND	mg/L		0.05		E200.8	05/13/05 23:50 / bws
Selenium	0.008	mg/L		0.005		E200.8	05/13/05 23:50 / bws
Silver	ND	mg/L		0.004		E200.8	05/13/05 23:50 / bws
Uranium	0.645	mg/L		0.001		E200.8	05/13/05 23:50 / bws
RADIONUCLIDES - DISSOLVED							
Radium 226	ND	pCi/L		1.0		E903.0	05/20/05 13:00 / trs
Radium 228	ND	pCi/L		2.0		E904.0	05/20/05 13:00 / pj
Thorium 230	ND	pCi/L		0.4		E907.0	05/17/05 10:30 / ph

Report Definitions:
RL - Analyte reporting limit.
QCL - Quality control limit.
D - RL increased due to sample matrix interference.
MCL - Maximum contaminant level.
ND - Not detected at the reporting limit.

ENERGY LABORATORIES, INC. • 2393 Salt Creek Highway (82601) • P.O. Box 3258 • Casper, WY 82602
Toll Free 888.235.0515 • 307.235.0515 • Fax 307.234.1639 • casper@energylab.com • www.energylab.com

LABORATORY ANALYTICAL REPORT

Client: Western Nuclear
Project: Split Rock Mill Site
Lab ID: C05050467-001
Client Sample ID: WN-18

Report Date: 06/15/05
Collection Date: 05/09/05
Date Received: 05/12/05
Matrix: Aqueous

Analyses	Result	Units	Qual	RL	MCL/ QCL	Method	Analysis Date / By
DATA QUALITY							
A/C Balance (± 5)	1.09	%				Calculation	05/23/05 14:12 / smd
Anions	24.4	meq/L				Calculation	05/23/05 14:12 / smd
Cations	25.0	meq/L				Calculation	05/23/05 14:12 / smd
Solids, Total Dissolved Calculated	1580	mg/L				Calculation	05/23/05 14:12 / smd
TDS Balance (0.80 - 1.20)	1.17	dec. %				Calculation	05/23/05 14:12 / smd

Report Definitions:
RL - Analyte reporting limit.
QCL - Quality control limit.
MCL - Maximum contaminant level.
ND - Not detected at the reporting limit.

ENERGY LABORATORIES, INC. • 2393 Salt Creek Highway (82601) • P.O. Box 3258 • Casper, WY 82602
Toll Free 888.235.0515 • 307.235.0515 • Fax 307.234.1639 • casper@energylab.com • www.energylab.com

LABORATORY ANALYTICAL REPORT

Client: Western Nuclear
Project: Split Rock Mill Site
Lab ID: C05020744-003
Client Sample ID: WN-19

Report Date: 03/15/05
Collection Date: 02/14/05
Date Received: 02/17/05
Matrix: Aqueous

Analyses	Result	Units	Qual	RL	MCL/ QCL	Method	Analysis Date / By
MAJOR IONS							
Chloride	101	mg/L		5		E200.7	02/23/05 18:20 / ts
Nitrogen, Nitrate+Nitrite as N	4.4	mg/L		0.2		E353.2	02/18/05 11:41 / jal
Sulfate	457	mg/L		5		E200.7	02/23/05 18:20 / ts
PHYSICAL PROPERTIES							
pH	7.41	s.u.		0.01		A4500-H B	02/18/05 14:51 / sl
Solids, Total Dissolved TDS @ 180 C	1100	mg/L		10		A2540 C	02/18/05 11:19 / sl
METALS - DISSOLVED							
Beryllium	ND	mg/L		0.004		E200.8	02/22/05 12:34 / bws
Cadmium	ND	mg/L		0.001		E200.8	02/22/05 12:34 / bws
Chromium	ND	mg/L		0.005		E200.8	02/22/05 12:34 / bws
Lead	ND	mg/L		0.005		E200.8	02/22/05 12:34 / bws
Nickel	ND	mg/L		0.05		E200.8	02/22/05 12:34 / bws
Selenium	ND	mg/L		0.005		E200.8	02/22/05 12:34 / bws
Uranium	0.404	mg/L		0.001		E200.8	02/22/05 12:34 / bws
RADIONUCLIDES - DISSOLVED							
Thorium 230	ND	pCi/L		0.4		E907.0	02/24/05 10:30 / ph

Report Definitions:
RL - Analyte reporting limit.
QCL - Quality control limit.
MCL - Maximum contaminant level.
ND - Not detected at the reporting limit.

ENERGY LABORATORIES, INC. • 2393 Salt Creek Highway (82601) • P.O. Box 3258 • Casper, WY 82602
Toll Free 888.235.0515 • 307.235.0515 • Fax 307.234.1639 • casper@energylab.com • www.energylab.com

LABORATORY ANALYTICAL REPORT

Client: Western Nuclear
Project: Split Rock Mill Site
Lab ID: C05050467-015
Client Sample ID: WN-19

Report Date: 06/15/05
Collection Date: 05/10/05
Date Received: 05/12/05
Matrix: Aqueous

Analyses	Result	Units	Qual	RL	MCL/ QCL	Method	Analysis Date / By
MAJOR IONS							
Alkalinity, Total as CaCO3	182	mg/L		10		A2320 B	05/21/05 17:49 / slb
Carbonate as CO3	ND	mg/L		1		A2320 B	05/21/05 17:49 / slb
Bicarbonate as HCO3	223	mg/L		1		A2320 B	05/21/05 17:49 / slb
Calcium	122	mg/L		0.5		E200.7	05/20/05 13:30 / ts
Chloride	76	mg/L		5		E200.7	05/20/05 13:30 / ts
Magnesium	25.9	mg/L		0.5		E200.7	05/20/05 13:30 / ts
Nitrogen, Ammonia as N	ND	mg/L		0.05		A4500-NH3 G	05/17/05 10:22 / jal
Nitrogen, Nitrate+Nitrite as N	3.2	mg/L		0.2		E353.2	05/13/05 12:45 / jal
Potassium	12.7	mg/L		0.5		E200.7	05/20/05 13:30 / ts
Sodium	127	mg/L		0.5		E200.7	05/20/05 13:30 / ts
Sulfate	357	mg/L		5		E200.7	05/20/05 13:30 / ts
PHYSICAL PROPERTIES							
Conductivity	1300	umhos/cm		1.0		A2510 B	05/13/05 09:58 / th
pH	7.53	s.u.		0.01		A4500-H B	05/13/05 15:29 / th
Solids, Total Dissolved TDS @ 180 C	930	mg/L		10		A2540 C	05/13/05 11:50 / th
METALS - DISSOLVED							
Aluminum	ND	mg/L		0.1		E200.8	05/14/05 05:06 / bws
Arsenic	ND	mg/L		0.01		E200.8	05/14/05 05:06 / bws
Barium	ND	mg/L		0.05		E200.8	05/14/05 05:06 / bws
Beryllium	ND	mg/L		0.004		E200.8	05/14/05 05:06 / bws
Cadmium	ND	mg/L		0.001		E200.8	05/14/05 05:06 / bws
Chromium	ND	mg/L		0.005		E200.8	05/14/05 05:06 / bws
Iron	ND	mg/L		0.05		E200.7	05/20/05 13:30 / ts
Lead	ND	mg/L		0.005		E200.8	05/14/05 05:06 / bws
Manganese	0.16	mg/L		0.05		E200.8	05/14/05 05:06 / bws
Mercury	ND	mg/L		0.001		E200.8	05/14/05 05:06 / bws
Molybdenum	ND	mg/L		0.1		E200.8	05/14/05 05:06 / bws
Nickel	ND	mg/L		0.05		E200.8	05/14/05 05:06 / bws
Selenium	ND	mg/L		0.005		E200.8	05/14/05 05:06 / bws
Silver	ND	mg/L		0.004		E200.8	05/14/05 05:06 / bws
Uranium	0.310	mg/L		0.001		E200.8	05/14/05 05:06 / bws
RADIONUCLIDES - DISSOLVED							
Radium 226	ND	pCi/L		1.0		E903.0	05/20/05 13:00 / trs
Radium 228	ND	pCi/L		2.0		E904.0	05/20/05 13:00 / pj
Thorium 230	ND	pCi/L		0.4		E907.0	05/19/05 10:30 / ph

Report Definitions:
RL - Analyte reporting limit.
QCL - Quality control limit.
MCL - Maximum contaminant level.
ND - Not detected at the reporting limit.

ENERGY LABORATORIES, INC. • 2393 Salt Creek Highway (82601) • P.O. Box 3258 • Casper, WY 82602
Toll Free 888.235.0515 • 307.235.0515 • Fax 307.234.1639 • casper@energylab.com • www.energylab.com

LABORATORY ANALYTICAL REPORT

Client: Western Nuclear
Project: Split Rock Mill Site
Lab ID: C05050467-015
Client Sample ID: WN-19

Report Date: 06/15/05
Collection Date: 05/10/05
Date Received: 05/12/05
Matrix: Aqueous

Analyses	Result	Units	Qual	RL	MCL/ QCL	Method	Analysis Date / By
DATA QUALITY							
A/C Balance (± 5)	2.35	%				Calculation	05/23/05 14:17 / smd
Anions	13.4	meq/L				Calculation	05/23/05 14:17 / smd
Cations	14.1	meq/L				Calculation	05/23/05 14:17 / smd
Solids, Total Dissolved Calculated	874	mg/L				Calculation	05/23/05 14:17 / smd
TDS Balance (0.80 - 1.20)	1.06	dec. %				Calculation	05/23/05 14:17 / smd

Report Definitions:
RL - Analyte reporting limit.
QCL - Quality control limit.
MCL - Maximum contaminant level.
ND - Not detected at the reporting limit.

ENERGY LABORATORIES, INC. • 2393 Salt Creek Highway (82601) • P.O. Box 3258 • Casper, WY 82602
Toll Free 888.235.0515 • 307.235.0515 • Fax 307.234.1639 • casper@energylab.com • www.energylab.com

LABORATORY ANALYTICAL REPORT

Client: Western Nuclear
Project: Split Rock Mill Site
Lab ID: C05020755-017
Client Sample ID: WN-21

Report Date: 03/22/05
Collection Date: 02/15/05
Date Received: 02/17/05
Matrix: Aqueous

Analyses	Result	Units	Qual	RL	MCL/ QCL	Method	Analysis Date / By
MAJOR IONS							
Alkalinity, Total as CaCO3	204	mg/L		10		A2320 B	02/24/05 11:19 / nlm
Carbonate as CO3	ND	mg/L		1		A2320 B	02/24/05 11:19 / nlm
Bicarbonate as HCO3	249	mg/L		1		A2320 B	02/24/05 11:19 / nlm
Calcium	95.7	mg/L		0.5		E200.7	02/28/05 17:41 / ts
Chloride	12	mg/L		5		E200.7	02/28/05 17:41 / ts
Magnesium	14.7	mg/L		0.5		E200.7	02/28/05 17:41 / ts
Nitrogen, Ammonia as N	1.46	mg/L		0.05		A4500-NH3 G	02/22/05 12:18 / jal
Nitrogen, Nitrate+Nitrite as N	9.1	mg/L		0.2		E353.2	02/23/05 11:10 / jal
Potassium	7.3	mg/L		0.5		E200.7	02/28/05 17:41 / ts
Sodium	30.2	mg/L		0.5		E200.7	02/28/05 17:41 / ts
Sulfate	116	mg/L		5		E200.7	02/28/05 17:41 / ts
PHYSICAL PROPERTIES							
Conductivity	715	umhos/cm		1.0		A2510 B	02/18/05 14:35 / sl
pH	7.62	s.u.		0.01		A4500-H B	02/18/05 16:00 / sl
Solids, Total Dissolved TDS @ 180 C	495	mg/L		10		A2540 C	02/18/05 11:35 / sl
METALS - DISSOLVED							
Aluminum	ND	mg/L		0.1		E200.8	02/22/05 21:53 / bws
Arsenic	ND	mg/L		0.01		E200.8	02/22/05 21:53 / bws
Barium	ND	mg/L		0.05		E200.8	02/22/05 21:53 / bws
Beryllium	ND	mg/L		0.004		E200.8	02/28/05 03:36 / bws
Cadmium	ND	mg/L		0.001		E200.8	02/22/05 21:53 / bws
Chromium	ND	mg/L		0.005		E200.8	02/22/05 21:53 / bws
Iron	ND	mg/L		0.05		E200.7	02/28/05 17:41 / ts
Lead	ND	mg/L		0.005		E200.8	02/22/05 21:53 / bws
Manganese	0.19	mg/L		0.05		E200.8	02/22/05 21:53 / bws
Mercury	ND	mg/L		0.001		E200.8	02/22/05 21:53 / bws
Molybdenum	ND	mg/L		0.1		E200.8	02/22/05 21:53 / bws
Nickel	ND	mg/L		0.05		E200.8	02/22/05 21:53 / bws
Selenium	ND	mg/L		0.005		E200.8	02/22/05 21:53 / bws
Silver	ND	mg/L		0.004		E200.8	02/22/05 21:53 / bws
Uranium	0.133	mg/L		0.001		E200.8	02/22/05 21:53 / bws
RADIONUCLIDES - DISSOLVED							
Radium 226	ND	pCi/L		1.0		E903.0	02/22/05 15:30 / df
Radium 228	ND	pCi/L		2.0		E904.0	02/22/05 15:30 / pj
Thorium 230	ND	pCi/L		0.4		E907.0	02/23/05 10:30 / ph

Report Definitions:
RL - Analyte reporting limit.
QCL - Quality control limit.
MCL - Maximum contaminant level.
ND - Not detected at the reporting limit.

ENERGY LABORATORIES, INC. • 2393 Salt Creek Highway (82601) • P.O. Box 3258 • Casper, WY 82602
Toll Free 888.235.0515 • 307.235.0515 • Fax 307.234.1639 • casper@energylab.com • www.energylab.com

LABORATORY ANALYTICAL REPORT

Client: Western Nuclear
Project: Split Rock Mill Site
Lab ID: C05020755-017
Client Sample ID: WN-21

Report Date: 03/22/05
Collection Date: 02/15/05
Date Received: 02/17/05
Matrix: Aqueous

Analyses	Result	Units	Qual	RL	MCL/ QCL	Method	Analysis Date / By
DATA QUALITY							
A/C Balance (± 5)	0.924	%				Calculation	03/07/05 15:07 / smd
Anions	7.46	meq/L				Calculation	03/07/05 15:07 / smd
Cations	7.60	meq/L				Calculation	03/07/05 15:07 / smd
Solids, Total Dissolved Calculated	481	mg/L				Calculation	03/07/05 15:07 / smd
TDS Balance (0.80 - 1.20)	1.03	dec. %				Calculation	03/07/05 15:07 / smd

Report Definitions:
RL - Analyte reporting limit.
QCL - Quality control limit.
MCL - Maximum contaminant level.
ND - Not detected at the reporting limit.

ENERGY LABORATORIES, INC. • 2393 Salt Creek Highway (82601) • P.O. Box 3258 • Casper, WY 82602
Toll Free 888.235.0515 • 307.235.0515 • Fax 307.234.1639 • casper@energylab.com • www.energylab.com

LABORATORY ANALYTICAL REPORT

Client: Western Nuclear
Project: Split Rock Mill Site
Lab ID: C05050467-021
Client Sample ID: WN-21

Report Date: 06/15/05
Collection Date: 05/10/05
Date Received: 05/12/05
Matrix: Aqueous

Analyses	Result	Units	Qual	RL	MCL/ QCL	Method	Analysis Date / By
MAJOR IONS							
Alkalinity, Total as CaCO3	198	mg/L		10		A2320 B	05/21/05 19:21 / slb
Carbonate as CO3	ND	mg/L		1		A2320 B	05/21/05 19:21 / slb
Bicarbonate as HCO3	242	mg/L		1		A2320 B	05/21/05 19:21 / slb
Calcium	98.2	mg/L		0.5		E200.7	05/20/05 14:06 / ts
Chloride	11	mg/L		5		E200.7	05/20/05 14:06 / ts
Magnesium	15.0	mg/L		0.5		E200.7	05/20/05 14:06 / ts
Nitrogen, Ammonia as N	1.51	mg/L		0.05		A4500-NH3 G	05/17/05 10:44 / jal
Nitrogen, Nitrate+Nitrite as N	8.7	mg/L		0.2		E353.2	05/13/05 13:13 / jal
Potassium	7.4	mg/L		0.5		E200.7	05/20/05 14:06 / ts
Sodium	31.4	mg/L		0.5		E200.7	05/20/05 14:06 / ts
Sulfate	114	mg/L		5		E200.7	05/20/05 14:06 / ts
PHYSICAL PROPERTIES							
Conductivity	698	umhos/cm		1.0		A2510 B	05/13/05 10:08 / th
pH	7.79	s.u.		0.01		A4500-H B	05/13/05 15:52 / th
Solids, Total Dissolved TDS @ 180 C	497	mg/L		10		A2540 C	05/13/05 11:52 / th
METALS - DISSOLVED							
Aluminum	ND	mg/L		0.1		E200.8	05/14/05 06:30 / bws
Arsenic	ND	mg/L		0.01		E200.8	05/14/05 06:30 / bws
Barium	ND	mg/L		0.05		E200.8	05/14/05 06:30 / bws
Beryllium	ND	mg/L		0.004		E200.8	05/26/05 16:53 / bws
Cadmium	ND	mg/L		0.001		E200.8	05/14/05 06:30 / bws
Chromium	ND	mg/L		0.005		E200.8	05/14/05 06:30 / bws
Iron	ND	mg/L		0.05		E200.7	05/20/05 14:06 / ts
Lead	ND	mg/L		0.005		E200.8	05/14/05 06:30 / bws
Manganese	0.23	mg/L		0.05		E200.8	05/14/05 06:30 / bws
Mercury	ND	mg/L		0.001		E200.8	05/14/05 06:30 / bws
Molybdenum	ND	mg/L		0.1		E200.8	05/14/05 06:30 / bws
Nickel	ND	mg/L		0.05		E200.8	05/14/05 06:30 / bws
Selenium	ND	mg/L		0.005		E200.8	05/14/05 06:30 / bws
Silver	ND	mg/L		0.004		E200.8	05/14/05 06:30 / bws
Uranium	0.124	mg/L		0.001		E200.8	05/14/05 06:30 / bws
RADIONUCLIDES - DISSOLVED							
Radium 226	ND	pCi/L		1.0		E903.0	05/20/05 13:30 / trs
Radium 228	ND	pCi/L		2.0		E904.0	05/20/05 13:30 / pj
Thorium 230	ND	pCi/L		0.4		E907.0	05/19/05 10:30 / ph

Report Definitions:
RL - Analyte reporting limit.
QCL - Quality control limit.
MCL - Maximum contaminant level.
ND - Not detected at the reporting limit.

ENERGY LABORATORIES, INC. • 2393 Salt Creek Highway (82601) • P.O. Box 3258 • Casper, WY 82602
Toll Free 888.235.0515 • 307.235.0515 • Fax 307.234.1639 • casper@energylab.com • www.energylab.com

LABORATORY ANALYTICAL REPORT

Client: Western Nuclear
Project: Split Rock Mill Site
Lab ID: C05050467-021
Client Sample ID: WN-21

Report Date: 06/15/05
Collection Date: 05/10/05
Date Received: 05/12/05
Matrix: Aqueous

Analyses	Result	Units	Qual	RL	MCL/ QCL	Method	Analysis Date / By
DATA QUALITY							
A/C Balance (± 5)	3.72	%				Calculation	05/23/05 14:19 / smd
Anions	7.26	meq/L				Calculation	05/23/05 14:19 / smd
Cations	7.82	meq/L				Calculation	05/23/05 14:19 / smd
Solids, Total Dissolved Calculated	477	mg/L				Calculation	05/23/05 14:19 / smd
TDS Balance (0.80 - 1.20)	1.04	dec. %				Calculation	05/23/05 14:19 / smd

Report Definitions:
RL - Analyte reporting limit.
QCL - Quality control limit.
MCL - Maximum contaminant level.
ND - Not detected at the reporting limit.

ENERGY LABORATORIES, INC. • 2393 Salt Creek Highway (82601) • P.O. Box 3258 • Casper, WY 82602
Toll Free 888.235.0515 • 307.235.0515 • Fax 307.234.1639 • casper@energylab.com • www.energylab.com

LABORATORY ANALYTICAL REPORT

Client: Western Nuclear
Project: Split Rock Mill Site
Lab ID: C05020755-003
Client Sample ID: WN-23

Report Date: 03/22/05
Collection Date: 02/14/05
Date Received: 02/17/05
Matrix: Aqueous

Analyses	Result	Units	Qual	RL	MCL/ QCL	Method	Analysis Date / By
MAJOR IONS							
Alkalinity, Total as CaCO3	288	mg/L		10		A2320 B	02/23/05 13:28 / nlm
Carbonate as CO3	ND	mg/L		1		A2320 B	02/23/05 13:28 / nlm
Bicarbonate as HCO3	352	mg/L		1		A2320 B	02/23/05 13:28 / nlm
Calcium	498	mg/L	D	0.6		E200.7	02/28/05 15:20 / ts
Chloride	78	mg/L		5		E200.7	02/28/05 15:08 / ts
Magnesium	52.8	mg/L		0.5		E200.7	02/28/05 15:08 / ts
Nitrogen, Ammonia as N	0.11	mg/L		0.05		A4500-NH3 G	02/22/05 11:36 / jal
Nitrogen, Nitrate+Nitrite as N	29.0	mg/L	D	0.3		E353.2	02/23/05 10:13 / jal
Potassium	16.5	mg/L		0.5		E200.7	02/28/05 15:08 / ts
Sodium	71.2	mg/L		0.5		E200.7	02/28/05 15:08 / ts
Sulfate	1010	mg/L		5		E200.7	02/28/05 15:08 / ts
PHYSICAL PROPERTIES							
Conductivity	2530	umhos/cm		1.0		A2510 B	02/18/05 14:08 / sl
pH	7.10	s.u.		0.01		A4500-H B	02/18/05 15:28 / sl
Solids, Total Dissolved TDS @ 180 C	1710	mg/L		10		A2540 C	02/18/05 11:27 / sl
METALS - DISSOLVED							
Aluminum	ND	mg/L		0.1		E200.8	02/28/05 02:53 / bws
Arsenic	ND	mg/L		0.01		E200.8	02/22/05 15:26 / bws
Barium	ND	mg/L		0.05		E200.8	02/22/05 15:26 / bws
Beryllium	ND	mg/L		0.004		E200.8	02/28/05 02:53 / bws
Cadmium	ND	mg/L		0.001		E200.8	02/22/05 15:26 / bws
Chromium	ND	mg/L		0.005		E200.8	02/22/05 15:26 / bws
Iron	ND	mg/L		0.05		E200.7	02/28/05 15:08 / ts
Lead	ND	mg/L		0.005		E200.8	02/22/05 15:26 / bws
Manganese	ND	mg/L		0.05		E200.8	02/22/05 15:26 / bws
Mercury	ND	mg/L		0.001		E200.8	02/22/05 15:26 / bws
Molybdenum	ND	mg/L		0.1		E200.8	02/22/05 15:26 / bws
Nickel	ND	mg/L		0.05		E200.8	02/22/05 15:26 / bws
Selenium	0.008	mg/L		0.005		E200.8	02/22/05 15:26 / bws
Silver	ND	mg/L		0.004		E200.8	02/22/05 15:26 / bws
Uranium	1.15	mg/L		0.001		E200.8	02/22/05 15:26 / bws
RADIONUCLIDES - DISSOLVED							
Radium 226	ND	pCi/L		1.0		E903.0	02/22/05 15:30 / df
Radium 228	ND	pCi/L		2.0		E904.0	03/17/05 13:15 / pj
Thorium 230	ND	pCi/L		0.4		E907.0	02/23/05 10:30 / ph

Report Definitions:
RL - Analyte reporting limit.
QCL - Quality control limit.
D - RL increased due to sample matrix interference.
MCL - Maximum contaminant level.
ND - Not detected at the reporting limit.

ENERGY LABORATORIES, INC. • 2393 Salt Creek Highway (82601) • P.O. Box 3258 • Casper, WY 82602
Toll Free 888.235.0515 • 307.235.0515 • Fax 307.234.1639 • casper@energylab.com • www.energylab.com

LABORATORY ANALYTICAL REPORT

Client: Western Nuclear
Project: Split Rock Mill Site
Lab ID: C05020755-003
Client Sample ID: WN-23

Report Date: 03/22/05
Collection Date: 02/14/05
Date Received: 02/17/05
Matrix: Aqueous

Analyses	Result	Units	Qual	RL	MCL/ QCL	Method	Analysis Date / By
DATA QUALITY							
A/C Balance (± 5)	2.41	%				Calculation	03/07/05 15:03 / smd
Anions	31.2	meq/L				Calculation	03/07/05 15:03 / smd
Cations	32.7	meq/L				Calculation	03/07/05 15:03 / smd
Solids, Total Dissolved Calculated	2070	mg/L				Calculation	03/07/05 15:03 / smd
TDS Balance (0.80 - 1.20)	0.830	dec. %				Calculation	03/07/05 15:03 / smd

Report Definitions:
RL - Analyte reporting limit.
QCL - Quality control limit.
MCL - Maximum contaminant level.
ND - Not detected at the reporting limit.

ENERGY LABORATORIES, INC. • 2393 Salt Creek Highway (82601) • P.O. Box 3258 • Casper, WY 82602
Toll Free 888.235.0515 • 307.235.0515 • Fax 307.234.1639 • casper@energylab.com • www.energylab.com

LABORATORY ANALYTICAL REPORT

Client: Western Nuclear
Project: Split Rock Mill Site
Lab ID: C05050467-019
Client Sample ID: WN-23

Report Date: 06/15/05
Collection Date: 05/10/05
Date Received: 05/12/05
Matrix: Aqueous

Analyses	Result	Units	Qual	RL	MCL/ QCL	Method	Analysis Date / By
MAJOR IONS							
Alkalinity, Total as CaCO3	298	mg/L		10		A2320 B	05/21/05 18:55 / slb
Carbonate as CO3	ND	mg/L		1		A2320 B	05/21/05 18:55 / slb
Bicarbonate as HCO3	364	mg/L		1		A2320 B	05/21/05 18:55 / slb
Calcium	589	mg/L	D	0.6		E200.7	05/20/05 14:00 / ts
Chloride	90	mg/L		5		E200.7	05/20/05 13:57 / ts
Magnesium	63.0	mg/L		0.5		E200.7	05/20/05 13:57 / ts
Nitrogen, Ammonia as N	0.11	mg/L		0.05		A4500-NH3 G	05/17/05 10:34 / jal
Nitrogen, Nitrate+Nitrite as N	38.1	mg/L	D	0.3		E353.2	05/13/05 13:03 / jal
Potassium	18.0	mg/L		0.5		E200.7	05/20/05 13:57 / ts
Sodium	90.2	mg/L		0.5		E200.7	05/20/05 13:57 / ts
Sulfate	1220	mg/L		5		E200.7	05/20/05 13:57 / ts
PHYSICAL PROPERTIES							
Conductivity	2910	umhos/cm		1.0		A2510 B	05/13/05 10:03 / th
pH	7.14	s.u.		0.01		A4500-H B	05/13/05 15:35 / th
Solids, Total Dissolved TDS @ 180 C	2710	mg/L		10		A2540 C	05/13/05 11:52 / th
METALS - DISSOLVED							
Aluminum	ND	mg/L		0.1		E200.8	05/14/05 05:44 / bws
Arsenic	ND	mg/L		0.01		E200.8	05/14/05 05:44 / bws
Barium	ND	mg/L		0.05		E200.8	05/14/05 05:44 / bws
Beryllium	ND	mg/L		0.004		E200.8	05/14/05 05:44 / bws
Cadmium	ND	mg/L		0.001		E200.8	05/14/05 05:44 / bws
Chromium	ND	mg/L		0.005		E200.8	05/14/05 05:44 / bws
Iron	ND	mg/L		0.05		E200.7	05/20/05 13:57 / ts
Lead	ND	mg/L		0.005		E200.8	05/14/05 05:44 / bws
Manganese	ND	mg/L		0.05		E200.8	05/14/05 05:44 / bws
Mercury	ND	mg/L		0.001		E200.8	05/14/05 05:44 / bws
Molybdenum	ND	mg/L		0.1		E200.8	05/14/05 05:44 / bws
Nickel	ND	mg/L		0.05		E200.8	05/14/05 05:44 / bws
Selenium	0.009	mg/L		0.005		E200.8	05/14/05 05:44 / bws
Silver	ND	mg/L		0.004		E200.8	05/14/05 05:44 / bws
Uranium	1.18	mg/L		0.001		E200.8	05/14/05 05:44 / bws
RADIONUCLIDES - DISSOLVED							
Radium 226	ND	pCi/L		1.0		E903.0	05/20/05 13:30 / trs
Radium 228	ND	pCi/L		2.0		E904.0	05/20/05 13:30 / pj
Thorium 230	ND	pCi/L		0.4		E907.0	05/19/05 10:30 / ph

Report Definitions:
RL - Analyte reporting limit.
QCL - Quality control limit.
D - RL increased due to sample matrix interference.
MCL - Maximum contaminant level.
ND - Not detected at the reporting limit.

ENERGY LABORATORIES, INC. • 2393 Salt Creek Highway (82601) • P.O. Box 3258 • Casper, WY 82602
Toll Free 888.235.0515 • 307.235.0515 • Fax 307.234.1639 • casper@energylab.com • www.energylab.com

LABORATORY ANALYTICAL REPORT

Client: Western Nuclear
Project: Split Rock Mill Site
Lab ID: C05050467-019
Client Sample ID: WN-23

Report Date: 06/15/05
Collection Date: 05/10/05
Date Received: 05/12/05
Matrix: Aqueous

Analyses	Result	Units	Qual	RL	MCL/ QCL	Method	Analysis Date / By
DATA QUALITY							
A/C Balance (± 5)	3.21	%				Calculation	05/23/05 14:18 / smd
Anions	36.5	meq/L				Calculation	05/23/05 14:18 / smd
Cations	39.0	meq/L				Calculation	05/23/05 14:18 / smd
Solids, Total Dissolved Calculated	2450	mg/L				Calculation	05/23/05 14:18 / smd
TDS Balance (0.80 - 1.20)	1.11	dec. %				Calculation	05/23/05 14:18 / smd

Report Definitions:
RL - Analyte reporting limit.
QCL - Quality control limit.
MCL - Maximum contaminant level.
ND - Not detected at the reporting limit.

ENERGY LABORATORIES, INC. • 2393 Salt Creek Highway (82601) • P.O. Box 3258 • Casper, WY 82602
Toll Free 888.235.0515 • 307.235.0515 • Fax 307.234.1639 • casper@energylab.com • www.energylab.com

LABORATORY ANALYTICAL REPORT

Client: Western Nuclear
Project: Split Rock Mill Site
Lab ID: C05020755-013
Client Sample ID: WN-24

Report Date: 03/22/05
Collection Date: 02/15/05
Date Received: 02/17/05
Matrix: Aqueous

Analyses	Result	Units	Qual	RL	MCL/ QCL	Method	Analysis Date / By
MAJOR IONS							
Alkalinity, Total as CaCO3	220	mg/L		10		A2320 B	02/24/05 10:13 / nlm
Carbonate as CO3	ND	mg/L		1		A2320 B	02/24/05 10:13 / nlm
Bicarbonate as HCO3	268	mg/L		1		A2320 B	02/24/05 10:13 / nlm
Calcium	251	mg/L	D	0.6		E200.7	02/28/05 17:10 / ts
Chloride	31	mg/L		5		E200.7	02/28/05 17:07 / ts
Magnesium	35.7	mg/L		0.5		E200.7	02/28/05 17:07 / ts
Nitrogen, Ammonia as N	0.08	mg/L		0.05		A4500-NH3 G	02/22/05 12:10 / jal
Nitrogen, Nitrate+Nitrite as N	20.9	mg/L	D	0.3		E353.2	02/23/05 10:53 / jal
Potassium	10.4	mg/L		0.5		E200.7	02/28/05 17:07 / ts
Sodium	52.5	mg/L		0.5		E200.7	02/28/05 17:07 / ts
Sulfate	520	mg/L		5		E200.7	02/28/05 17:07 / ts
PHYSICAL PROPERTIES							
Conductivity	1520	umhos/cm		1.0		A2510 B	02/18/05 14:28 / sl
pH	7.65	s.u.		0.01		A4500-H B	02/18/05 15:54 / sl
Solids, Total Dissolved TDS @ 180 C	1220	mg/L		10		A2540 C	02/18/05 11:33 / sl
METALS - DISSOLVED							
Aluminum	ND	mg/L		0.1		E200.8	02/22/05 20:48 / bws
Arsenic	ND	mg/L		0.01		E200.8	02/22/05 20:48 / bws
Barium	ND	mg/L		0.05		E200.8	02/22/05 20:48 / bws
Beryllium	ND	mg/L		0.004		E200.8	02/22/05 20:48 / bws
Cadmium	ND	mg/L		0.001		E200.8	02/22/05 20:48 / bws
Chromium	ND	mg/L		0.005		E200.8	02/22/05 20:48 / bws
Iron	ND	mg/L		0.05		E200.7	02/28/05 17:07 / ts
Lead	ND	mg/L		0.005		E200.8	02/22/05 20:48 / bws
Manganese	ND	mg/L		0.05		E200.8	02/22/05 20:48 / bws
Mercury	ND	mg/L		0.001		E200.8	02/22/05 20:48 / bws
Molybdenum	ND	mg/L		0.1		E200.8	02/22/05 20:48 / bws
Nickel	ND	mg/L		0.05		E200.8	02/22/05 20:48 / bws
Selenium	0.008	mg/L		0.005		E200.8	02/22/05 20:48 / bws
Silver	ND	mg/L		0.004		E200.8	02/22/05 20:48 / bws
Uranium	0.372	mg/L		0.001		E200.8	02/22/05 20:48 / bws
RADIONUCLIDES - DISSOLVED							
Radium 226	ND	pCi/L		1.0		E903.0	02/22/05 15:30 / df
Radium 228	ND	pCi/L		2.0		E904.0	02/22/05 15:30 / pj
Thorium 230	ND	pCi/L		0.4		E907.0	02/23/05 10:30 / ph

Report Definitions:
RL - Analyte reporting limit.
QCL - Quality control limit.
D - RL increased due to sample matrix interference.
MCL - Maximum contaminant level.
ND - Not detected at the reporting limit.

ENERGY LABORATORIES, INC. • 2393 Salt Creek Highway (82601) • P.O. Box 3258 • Casper, WY 82602
Toll Free 888.235.0515 • 307.235.0515 • Fax 307.234.1639 • casper@energylab.com • www.energylab.com

LABORATORY ANALYTICAL REPORT

Client: Western Nuclear
Project: Split Rock Mill Site
Lab ID: C05020755-013
Client Sample ID: WN-24

Report Date: 03/22/05
Collection Date: 02/15/05
Date Received: 02/17/05
Matrix: Aqueous

Analyses	Result	Units	Qual	RL	MCL/ QCL	Method	Analysis Date / By
DATA QUALITY							
A/C Balance (± 5)	1.21	%				Calculation	03/07/05 15:06 / smd
Anions	17.6	meq/L				Calculation	03/07/05 15:06 / smd
Cations	18.0	meq/L				Calculation	03/07/05 15:06 / smd
Solids, Total Dissolved Calculated	1170	mg/L				Calculation	03/07/05 15:06 / smd
TDS Balance (0.80 - 1.20)	1.05	dec. %				Calculation	03/07/05 15:06 / smd

Report Definitions:
RL - Analyte reporting limit.
QCL - Quality control limit.
MCL - Maximum contaminant level.
ND - Not detected at the reporting limit.

ENERGY LABORATORIES, INC. • 2393 Salt Creek Highway (82601) • P.O. Box 3258 • Casper, WY 82602
Toll Free 888.235.0515 • 307.235.0515 • Fax 307.234.1639 • casper@energylab.com • www.energylab.com

LABORATORY ANALYTICAL REPORT

Client: Western Nuclear
Project: Split Rock Mill Site
Lab ID: C05050467-022
Client Sample ID: WN-24

Report Date: 06/15/05
Collection Date: 05/10/05
Date Received: 05/12/05
Matrix: Aqueous

Analyses	Result	Units	Qual	RL	MCL/ QCL	Method	Analysis Date / By
MAJOR IONS							
Alkalinity, Total as CaCO3	214	mg/L		10		A2320 B	05/21/05 19:31 / slb
Carbonate as CO3	ND	mg/L		1		A2320 B	05/21/05 19:31 / slb
Bicarbonate as HCO3	261	mg/L		1		A2320 B	05/21/05 19:31 / slb
Calcium	250	mg/L		0.5		E200.7	05/20/05 14:09 / ts
Chloride	29	mg/L		5		E200.7	05/20/05 14:09 / ts
Magnesium	35.3	mg/L		0.5		E200.7	05/20/05 14:09 / ts
Nitrogen, Ammonia as N	0.05	mg/L		0.05		A4500-NH3 G	05/17/05 10:46 / jal
Nitrogen, Nitrate+Nitrite as N	19.0	mg/L	D	0.3		E353.2	05/13/05 13:15 / jal
Potassium	10.4	mg/L		0.5		E200.7	05/20/05 14:09 / ts
Sodium	53.4	mg/L		0.5		E200.7	05/20/05 14:09 / ts
Sulfate	512	mg/L		5		E200.7	05/20/05 14:09 / ts
YSICAL PROPERTIES							
ductivity	1500	umhos/cm		1.0		A2510 B	05/13/05 10:11 / th
pH	7.73	s.u.		0.01		A4500-H B	05/13/05 15:56 / th
Solids, Total Dissolved TDS @ 180 C	1220	mg/L		10		A2540 C	05/13/05 12:13 / th
METALS - DISSOLVED							
Aluminum	ND	mg/L		0.1		E200.8	05/14/05 07:00 / bws
Arsenic	ND	mg/L		0.01		E200.8	05/14/05 07:00 / bws
Barium	ND	mg/L		0.05		E200.8	05/14/05 07:00 / bws
Beryllium	ND	mg/L		0.004		E200.8	05/26/05 17:01 / bws
Cadmium	ND	mg/L		0.001		E200.8	05/14/05 07:00 / bws
Chromium	ND	mg/L		0.005		E200.8	05/14/05 07:00 / bws
Iron	ND	mg/L		0.05		E200.7	05/20/05 14:09 / ts
Lead	ND	mg/L		0.005		E200.8	05/14/05 07:00 / bws
Manganese	ND	mg/L		0.05		E200.8	05/14/05 07:00 / bws
Mercury	ND	mg/L		0.001		E200.8	05/14/05 07:00 / bws
Molybdenum	ND	mg/L		0.1		E200.8	05/14/05 07:00 / bws
Nickel	ND	mg/L		0.05		E200.8	05/14/05 07:00 / bws
Selenium	0.008	mg/L		0.005		E200.8	05/14/05 07:00 / bws
Silver	ND	mg/L		0.004		E200.8	05/14/05 07:00 / bws
Uranium	0.400	mg/L		0.001		E200.8	05/14/05 07:00 / bws
RADIONUCLIDES - DISSOLVED							
Radium 226	ND	pCi/L		1.0		E903.0	05/20/05 13:30 / trs
Radium 228	ND	pCi/L		2.0		E904.0	05/20/05 13:30 / pj
Thorium 230	ND	pCi/L		0.4		E907.0	05/19/05 10:30 / ph

Report Definitions:
RL - Analyte reporting limit.
QCL - Quality control limit.
D - RL increased due to sample matrix interference.
MCL - Maximum contaminant level.
ND - Not detected at the reporting limit.

ENERGY LABORATORIES, INC. • 2393 Salt Creek Highway (82601) • P.O. Box 3258 • Casper, WY 82602
Toll Free 888.235.0515 • 307.235.0515 • Fax 307.234.1639 • casper@energylab.com • www.energylab.com

LABORATORY ANALYTICAL REPORT

Client: Western Nuclear
Project: Split Rock Mill Site
Lab ID: C05050467-022
Client Sample ID: WN-24

Report Date: 06/15/05
Collection Date: 05/10/05
Date Received: 05/12/05
Matrix: Aqueous

Analyses	Result	Units	Qual	RL	MCL/ QCL	Method	Analysis Date / By
DATA QUALITY							
A/C Balance (± 5)	2.51	%				Calculation	05/23/05 14:19 / smd
Anions	17.1	meq/L				Calculation	05/23/05 14:19 / smd
Cations	18.0	meq/L				Calculation	05/23/05 14:19 / smd
Solids, Total Dissolved Calculated	1150	mg/L				Calculation	05/23/05 14:19 / smd
TDS Balance (0.80 - 1.20)	1.07	dec. %				Calculation	05/23/05 14:19 / smd

Report Definitions:
RL - Analyte reporting limit.
QCL - Quality control limit.
MCL - Maximum contaminant level.
ND - Not detected at the reporting limit.

ENERGY LABORATORIES, INC. • 2393 Salt Creek Highway (82601) • P.O. Box 3258 • Casper, WY 82602
Toll Free 888.235.0515 • 307.235.0515 • Fax 307.234.1639 • casper@energylab.com • www.energylab.com

LABORATORY ANALYTICAL REPORT

Client: Western Nuclear
Project: Split Rock Mill Site
Lab ID: C05020744-004
Client Sample ID: WN-26

Report Date: 03/15/05
Collection Date: 02/14/05
Date Received: 02/17/05
Matrix: Aqueous

Analyses	Result	Units	Qual	RL	MCL/ QCL	Method	Analysis Date / By
MAJOR IONS							
Chloride	ND	mg/L		5		E200.7	02/23/05 18:29 / ts
Nitrogen, Nitrate+Nitrite as N	0.5	mg/L		0.2		E353.2	02/18/05 11:43 / jal
Sulfate	73	mg/L		5		E200.7	02/23/05 18:29 / ts
PHYSICAL PROPERTIES							
pH	7.84	s.u.		0.01		A4500-H B	02/18/05 14:53 / sl
Solids, Total Dissolved TDS @ 180 C	206	mg/L		10		A2540 C	02/18/05 11:19 / sl
METALS - DISSOLVED							
Beryllium	ND	mg/L		0.004		E200.8	02/27/05 22:15 / bws
Cadmium	ND	mg/L		0.001		E200.8	02/22/05 13:10 / bws
Chromium	ND	mg/L		0.005		E200.8	02/22/05 13:10 / bws
Lead	ND	mg/L		0.005		E200.8	02/22/05 13:10 / bws
Nickel	ND	mg/L		0.05		E200.8	02/22/05 13:10 / bws
Selenium	ND	mg/L		0.005		E200.8	02/22/05 13:10 / bws
Uranium	0.002	mg/L		0.001		E200.8	02/22/05 13:10 / bws
RADIONUCLIDES - DISSOLVED							
Thorium 230	ND	pCi/L		0.4		E907.0	02/24/05 10:30 / ph

Report Definitions:
RL - Analyte reporting limit.
QCL - Quality control limit.
MCL - Maximum contaminant level.
ND - Not detected at the reporting limit.

ENERGY LABORATORIES, INC. • 2393 Salt Creek Highway (82601) • P.O. Box 3258 • Casper, WY 82602
Toll Free 888.235.0515 • 307.235.0515 • Fax 307.234.1639 • casper@energylab.com • www.energylab.com

LABORATORY ANALYTICAL REPORT

Client: Western Nuclear
Project: Split Rock Mill Site
Lab ID: C05050467-004
Client Sample ID: WN-26

Report Date: 06/15/05
Collection Date: 05/09/05
Date Received: 05/12/05
Matrix: Aqueous

Analyses	Result	Units	Qual	RL	MCL/ QCL	Method	Analysis Date / By
MAJOR IONS							
Alkalinity, Total as CaCO3	81	mg/L		10		A2320 B	05/21/05 15:45 / slb
Carbonate as CO3	ND	mg/L		1		A2320 B	05/21/05 15:45 / slb
Bicarbonate as HCO3	99	mg/L		1		A2320 B	05/21/05 15:45 / slb
Calcium	56.1	mg/L		0.5		E200.7	05/20/05 10:03 / ts
Chloride	ND	mg/L		5		E200.7	05/20/05 10:03 / ts
Magnesium	4.6	mg/L		0.5		E200.7	05/20/05 10:03 / ts
Nitrogen, Ammonia as N	0.06	mg/L		0.05		A4500-NH3 G	05/17/05 09:48 / jal
Nitrogen, Nitrate+Nitrite as N	0.6	mg/L		0.2		E353.2	05/13/05 11:58 / jal
Potassium	2.8	mg/L		0.5		E200.7	05/20/05 10:03 / ts
Sodium	8.1	mg/L		0.5		E200.7	05/20/05 10:03 / ts
Sulfate	74	mg/L		5		E200.7	05/20/05 10:03 / ts
PHYSICAL PROPERTIES							
Conductivity	317	umhos/cm		1.0		A2510 B	05/13/05 09:20 / th
pH	7.92	s.u.		0.01		A4500-H B	05/13/05 15:04 / th
Solids, Total Dissolved TDS @ 180 C	229	mg/L		10		A2540 C	05/13/05 11:46 / th
METALS - DISSOLVED							
Aluminum	ND	mg/L		0.1		E200.7	05/20/05 10:03 / ts
Arsenic	ND	mg/L		0.01		E200.8	05/14/05 01:05 / bws
Barium	0.09	mg/L		0.05		E200.8	05/14/05 01:05 / bws
Beryllium	ND	mg/L		0.004		E200.8	05/26/05 14:44 / bws
Cadmium	ND	mg/L		0.001		E200.8	05/14/05 01:05 / bws
Chromium	ND	mg/L		0.005		E200.8	05/14/05 01:05 / bws
Iron	ND	mg/L		0.05		E200.7	05/20/05 10:03 / ts
Lead	ND	mg/L		0.005		E200.8	05/14/05 01:05 / bws
Manganese	ND	mg/L		0.05		E200.8	05/14/05 01:05 / bws
Mercury	ND	mg/L		0.001		E200.8	05/14/05 01:05 / bws
Molybdenum	ND	mg/L		0.1		E200.8	05/14/05 01:05 / bws
Nickel	ND	mg/L		0.05		E200.8	05/14/05 01:05 / bws
Selenium	ND	mg/L		0.005		E200.8	05/14/05 01:05 / bws
Silver	ND	mg/L		0.004		E200.8	05/14/05 01:05 / bws
Uranium	0.002	mg/L		0.001		E200.8	05/14/05 01:05 / bws
RADIONUCLIDES - DISSOLVED							
Radium 226	ND	pCi/L		1.0		E903.0	05/20/05 13:00 / trs
Radium 228	ND	pCi/L		2.0		E904.0	05/20/05 13:00 / pj
Thorium 230	ND	pCi/L		0.4		E907.0	05/17/05 10:30 / ph

Report Definitions:
RL - Analyte reporting limit.
QCL - Quality control limit.
MCL - Maximum contaminant level.
ND - Not detected at the reporting limit.

ENERGY LABORATORIES, INC. • 2393 Salt Creek Highway (82601) • P.O. Box 3258 • Casper, WY 82602
Toll Free 888.235.0515 • 307.235.0515 • Fax 307.234.1639 • casper@energylab.com • www.energylab.com

LABORATORY ANALYTICAL REPORT

Client: Western Nuclear
Project: Split Rock Mill Site
Lab ID: C05050467-004
Client Sample ID: WN-26

Report Date: 06/15/05
Collection Date: 05/09/05
Date Received: 05/12/05
Matrix: Aqueous

Analyses	Result	Units	Qual	RL	MCL/ QCL	Method	Analysis Date / By
DATA QUALITY							
A/C Balance (± 5)	5.00	%				Calculation	05/23/05 14:14 / smd
Anions	3.26	meq/L				Calculation	05/23/05 14:14 / smd
Cations	3.60	meq/L				Calculation	05/23/05 14:14 / smd
Solids, Total Dissolved Calculated	198	mg/L				Calculation	05/23/05 14:14 / smd
TDS Balance (0.80 - 1.20)	1.16	dec. %				Calculation	05/23/05 14:14 / smd

Report Definitions:
RL - Analyte reporting limit.
QCL - Quality control limit.
MCL - Maximum contaminant level.
ND - Not detected at the reporting limit.

ENERGY LABORATORIES, INC. • 2393 Salt Creek Highway (82601) • P.O. Box 3258 • Casper, WY 82602
Toll Free 888.235.0515 • 307.235.0515 • Fax 307.234.1639 • casper@energylab.com • www.energylab.com

LABORATORY ANALYTICAL REPORT

Client: Western Nuclear
Project: Split Rock Mill Site
Lab ID: C05020755-015
Client Sample ID: WN-28

Report Date: 03/22/05
Collection Date: 02/15/05
Date Received: 02/17/05
Matrix: Aqueous

Analyses	Result	Units	Qual	RL	MCL/ QCL	Method	Analysis Date / By
MAJOR IONS							
Alkalinity, Total as CaCO3	701	mg/L		10		A2320 B	02/24/05 10:38 / nlm
Carbonate as CO3	ND	mg/L		1		A2320 B	02/24/05 10:38 / nlm
Bicarbonate as HCO3	855	mg/L		1		A2320 B	02/24/05 10:38 / nlm
Calcium	695	mg/L	D	0.6		E200.7	02/28/05 17:31 / ts
Chloride	126	mg/L		5		E200.7	02/28/05 17:19 / ts
Magnesium	166	mg/L	D	0.5		E200.7	02/28/05 17:31 / ts
Nitrogen, Ammonia as N	91	mg/L	D	1		A4500-NH3 G	02/22/05 12:14 / jal
Nitrogen, Nitrate+Nitrite as N	26.1	mg/L	D	0.3		E353.2	02/23/05 10:58 / jal
Potassium	31.6	mg/L		0.5		E200.7	02/28/05 17:19 / ts
Sodium	137	mg/L		0.5		E200.7	02/28/05 17:19 / ts
Sulfate	2000	mg/L	D	8		E200.7	02/28/05 17:31 / ts
PHYSICAL PROPERTIES							
Conductivity	4530	umhos/cm		1.0		A2510 B	02/18/05 14:32 / sl
pH	6.56	s.u.		0.01		A4500-H B	02/18/05 15:57 / sl
Solids, Total Dissolved TDS @ 180 C	3770	mg/L		10		A2540 C	02/18/05 11:34 / sl
METALS - DISSOLVED							
Aluminum	ND	mg/L		0.1		E200.8	02/22/05 21:03 / bws
Arsenic	ND	mg/L		0.01		E200.8	02/22/05 21:03 / bws
Barium	ND	mg/L		0.05		E200.8	02/22/05 21:03 / bws
Beryllium	ND	mg/L		0.004		E200.8	02/22/05 21:03 / bws
Cadmium	ND	mg/L		0.001		E200.8	02/22/05 21:03 / bws
Chromium	ND	mg/L		0.005		E200.8	02/22/05 21:03 / bws
Iron	ND	mg/L		0.05		E200.7	02/28/05 17:19 / ts
Lead	ND	mg/L		0.005		E200.8	02/22/05 21:03 / bws
Manganese	12.2	mg/L		0.05		E200.8	02/22/05 21:03 / bws
Mercury	ND	mg/L		0.001		E200.8	02/22/05 21:03 / bws
Molybdenum	ND	mg/L		0.1		E200.8	02/22/05 21:03 / bws
Nickel	0.06	mg/L		0.05		E200.8	02/22/05 21:03 / bws
Selenium	0.027	mg/L		0.005		E200.8	02/22/05 21:03 / bws
Silver	ND	mg/L		0.004		E200.8	02/22/05 21:03 / bws
Uranium	6.08	mg/L		0.001		E200.8	02/22/05 21:03 / bws
RADIONUCLIDES - DISSOLVED							
Radium 226	1.4	pCi/L		1.0		E903.0	02/22/05 15:30 / df
Radium 226 precision (±)	0.6	pCi/L				E903.0	02/22/05 15:30 / df
Radium 228	ND	pCi/L		2.0		E904.0	02/22/05 15:30 / pj
Thorium 230	ND	pCi/L		0.4		E907.0	02/23/05 10:30 / ph

Report Definitions:
RL - Analyte reporting limit.
QCL - Quality control limit.
D - RL increased due to sample matrix interference.
MCL - Maximum contaminant level.
ND - Not detected at the reporting limit.

ENERGY LABORATORIES, INC. • 2393 Salt Creek Highway (82601) • P.O. Box 3258 • Casper, WY 82602
Toll Free 888.235.0515 • 307.235.0515 • Fax 307.234.1639 • casper@energylab.com • www.energylab.com

LABORATORY ANALYTICAL REPORT

Client: Western Nuclear
Project: Split Rock Mill Site
Lab ID: C05020755-015
Client Sample ID: WN-28

Report Date: 03/22/05
Collection Date: 02/15/05
Date Received: 02/17/05
Matrix: Aqueous

Analyses	Result	Units	Qual	RL	MCL/ QCL	Method	Analysis Date / By
DATA QUALITY							
A/C Balance (± 5)	1.24	%				Calculation	03/07/05 15:07 / smd
Anions	60.9	meq/L				Calculation	03/07/05 15:07 / smd
Cations	62.5	meq/L				Calculation	03/07/05 15:07 / smd
Solids, Total Dissolved Calculated	3730	mg/L				Calculation	03/07/05 15:07 / smd
TDS Balance (0.80 - 1.20)	1.01	dec. %				Calculation	03/07/05 15:07 / smd

Report Definitions:
RL - Analyte reporting limit.
QCL - Quality control limit.
MCL - Maximum contaminant level.
ND - Not detected at the reporting limit.

ENERGY LABORATORIES, INC. • 2393 Salt Creek Highway (82601) • P.O. Box 3258 • Casper, WY 82602
Toll Free 888.235.0515 • 307.235.0515 • Fax 307.234.1639 • casper@energylab.com • www.energylab.com

LABORATORY ANALYTICAL REPORT

Client: Western Nuclear
Project: Split Rock Mill Site
Lab ID: C05050467-017
Client Sample ID: WN-28

Report Date: 06/15/05
Collection Date: 05/10/05
Date Received: 05/12/05
Matrix: Aqueous

Analyses	Result	Units	Qual	RL	MCL/ QCL	Method	Analysis Date / By
MAJOR IONS							
Alkalinity, Total as CaCO3	667	mg/L		10		A2320 B	05/21/05 18:12 / slb
Carbonate as CO3	ND	mg/L		1		A2320 B	05/21/05 18:12 / slb
Bicarbonate as HCO3	814	mg/L		1		A2320 B	05/21/05 18:12 / slb
Calcium	692	mg/L	D	0.6		E200.7	05/20/05 13:48 / ts
Chloride	112	mg/L		5		E200.7	05/20/05 13:45 / ts
Magnesium	164	mg/L	D	0.5		E200.7	05/20/05 13:48 / ts
Nitrogen, Ammonia as N	91	mg/L	D	1		A4500-NH3 G	05/17/05 10:30 / jal
Nitrogen, Nitrate+Nitrite as N	28.8	mg/L	D	0.3		E353.2	05/13/05 12:58 / jal
Potassium	32.3	mg/L		0.5		E200.7	05/20/05 13:45 / ts
Sodium	146	mg/L		0.5		E200.7	05/20/05 13:45 / ts
Sulfate	1950	mg/L	D	8		E200.7	05/20/05 13:48 / ts
PHYSICAL PROPERTIES							
Conductivity	4490	umhos/cm		1.0		A2510 B	05/13/05 10:01 / th
pH	6.68	s.u.		0.01		A4500-H B	05/13/05 15:32 / th
Solids, Total Dissolved TDS @ 180 C	3850	mg/L		10		A2540 C	05/13/05 11:50 / th
METALS - DISSOLVED							
Aluminum	ND	mg/L		0.1		E200.8	05/14/05 05:21 / bws
Arsenic	ND	mg/L		0.01		E200.8	05/14/05 05:21 / bws
Barium	ND	mg/L		0.05		E200.8	05/14/05 05:21 / bws
Beryllium	ND	mg/L		0.004		E200.8	05/14/05 05:21 / bws
Cadmium	ND	mg/L		0.001		E200.8	05/14/05 05:21 / bws
Chromium	ND	mg/L		0.005		E200.8	05/14/05 05:21 / bws
Iron	ND	mg/L		0.05		E200.7	05/20/05 13:45 / ts
Lead	ND	mg/L		0.005		E200.8	05/14/05 05:21 / bws
Manganese	14.2	mg/L		0.05		E200.8	05/14/05 09:01 / bws
Mercury	ND	mg/L		0.001		E200.8	05/14/05 05:21 / bws
Molybdenum	ND	mg/L		0.1		E200.8	05/14/05 05:21 / bws
Nickel	0.07	mg/L		0.05		E200.8	05/14/05 05:21 / bws
Selenium	0.026	mg/L		0.005		E200.8	05/14/05 05:21 / bws
Silver	ND	mg/L		0.004		E200.8	05/14/05 05:21 / bws
Uranium	5.37	mg/L		0.001		E200.8	05/14/05 05:21 / bws
RADIONUCLIDES - DISSOLVED							
Radium 226	ND	pCi/L		1.0		E903.0	05/20/05 13:30 / trs
Radium 228	ND	pCi/L		2.0		E904.0	05/20/05 13:30 / pj
Thorium 230	ND	pCi/L		0.4		E907.0	05/19/05 10:30 / ph

Report Definitions:
RL - Analyte reporting limit.
QCL - Quality control limit.
D - RL increased due to sample matrix interference.
MCL - Maximum contaminant level.
ND - Not detected at the reporting limit.

ENERGY LABORATORIES, INC. • 2393 Salt Creek Highway (82601) • P.O. Box 3258 • Casper, WY 82602
Toll Free 888.235.0515 • 307.235.0515 • Fax 307.234.1639 • casper@energylab.com • www.energylab.com

LABORATORY ANALYTICAL REPORT

Client: Western Nuclear
Project: Split Rock Mill Site
Lab ID: C05050467-017
Client Sample ID: WN-28

Report Date: 06/15/05
Collection Date: 05/10/05
Date Received: 05/12/05
Matrix: Aqueous

Analyses	Result	Units	Qual	RL	MCL/ QCL	Method	Analysis Date / By
DATA QUALITY							
A/C Balance (± 5)	3.06	%				Calculation	05/23/05 14:18 / smd
Anions	59.1	meq/L				Calculation	05/23/05 14:18 / smd
Cations	62.8	meq/L				Calculation	05/23/05 14:18 / smd
Solids, Total Dissolved Calculated	3660	mg/L				Calculation	05/23/05 14:18 / smd
TDS Balance (0.80 - 1.20)	1.05	dec. %				Calculation	05/23/05 14:18 / smd

Definitions:
RL - Analyte reporting limit.
QCL - Quality control limit.
MCL - Maximum contaminant level.
ND - Not detected at the reporting limit.

ENERGY LABORATORIES, INC. • 2393 Salt Creek Highway (82601) • P.O. Box 3258 • Casper, WY 82602
Toll Free 888.235.0515 • 307.235.0515 • Fax 307.234.1639 • casper@energylab.com • www.energylab.com

LABORATORY ANALYTICAL REPORT

Client: Western Nuclear
Project: Split Rock Mill Site
Lab ID: C05020755-016
Client Sample ID: WN-28S

Report Date: 03/22/05
Collection Date: 02/15/05
Date Received: 02/17/05
Matrix: Aqueous

Analyses	Result	Units	Qual	RL	MCL/ QCL	Method	Analysis Date / By
MAJOR IONS							
Alkalinity, Total as CaCO3	703	mg/L		10		A2320 B	02/24/05 10:52 / nlm
Carbonate as CO3	ND	mg/L		1		A2320 B	02/24/05 10:52 / nlm
Bicarbonate as HCO3	857	mg/L		1		A2320 B	02/24/05 10:52 / nlm
Calcium	693	mg/L	D	0.6		E200.7	02/28/05 17:37 / ts
Chloride	124	mg/L		5		E200.7	02/28/05 17:34 / ts
Magnesium	165	mg/L	D	0.5		E200.7	02/28/05 17:37 / ts
Nitrogen, Ammonia as N	93	mg/L	D	1		A4500-NH3 G	02/22/05 12:16 / jal
Nitrogen, Nitrate+Nitrite as N	26.6	mg/L	D	0.3		E353.2	02/23/05 11:08 / jal
Potassium	31.8	mg/L		0.5		E200.7	02/28/05 17:34 / ts
Sodium	138	mg/L		0.5		E200.7	02/28/05 17:34 / ts
Sulfate	2010	mg/L	D	8		E200.7	02/28/05 17:37 / ts
PHYSICAL PROPERTIES							
Conductivity	4530	umhos/cm		1.0		A2510 B	02/18/05 14:33 / sl
pH	6.57	s.u.		0.01		A4500-H B	02/18/05 15:58 / sl
Solids, Total Dissolved TDS @ 180 C	3770	mg/L		10		A2540 C	02/18/05 11:35 / sl
METALS - DISSOLVED							
Aluminum	ND	mg/L		0.1		E200.8	02/22/05 21:46 / bws
Arsenic	ND	mg/L		0.01		E200.8	02/22/05 21:46 / bws
Barium	ND	mg/L		0.05		E200.8	02/22/05 21:46 / bws
Beryllium	ND	mg/L		0.004		E200.8	02/28/05 03:29 / bws
Cadmium	ND	mg/L		0.001		E200.8	02/22/05 21:46 / bws
Chromium	ND	mg/L		0.005		E200.8	02/22/05 21:46 / bws
Iron	ND	mg/L		0.05		E200.7	02/28/05 17:34 / ts
Lead	ND	mg/L		0.005		E200.8	02/22/05 21:46 / bws
Manganese	11.8	mg/L		0.05		E200.8	02/22/05 21:46 / bws
Mercury	ND	mg/L		0.001		E200.8	02/22/05 21:46 / bws
Molybdenum	ND	mg/L		0.1		E200.8	02/22/05 21:46 / bws
Nickel	0.07	mg/L		0.05		E200.8	02/22/05 21:46 / bws
Selenium	0.027	mg/L		0.005		E200.8	02/22/05 21:46 / bws
Silver	ND	mg/L		0.004		E200.8	02/22/05 21:46 / bws
Uranium	6.26	mg/L		0.001		E200.8	02/22/05 21:46 / bws
RADIONUCLIDES - DISSOLVED							
Radium 226	1.1	pCi/L		1.0		E903.0	02/22/05 15:30 / df
Radium 226 precision (±)	0.5	pCi/L				E903.0	02/22/05 15:30 / df
Radium 228	ND	pCi/L		2.0		E904.0	02/22/05 15:30 / pj
Thorium 230	ND	pCi/L		0.4		E907.0	02/23/05 10:30 / ph

Report Definitions:
RL - Analyte reporting limit.
QCL - Quality control limit.
D - RL increased due to sample matrix interference.
MCL - Maximum contaminant level.
ND - Not detected at the reporting limit.

ENERGY LABORATORIES, INC. • 2393 Salt Creek Highway (82601) • P.O. Box 3258 • Casper, WY 82602
Toll Free 888.235.0515 • 307.235.0515 • Fax 307.234.1639 • casper@energylab.com • www.energylab.com

LABORATORY ANALYTICAL REPORT

Client: Western Nuclear
Project: Split Rock Mill Site
Lab ID: C05020755-016
Client Sample ID: WN-28S

Report Date: 03/22/05
Collection Date: 02/15/05
Date Received: 02/17/05
Matrix: Aqueous

Analyses	Result	Units	Qual	RL	MCL/ QCL	Method	Analysis Date / By
DATA QUALITY							
A/C Balance (± 5)	0.991	%				Calculation	03/07/05 15:07 / smd
Anions	61.2	meq/L				Calculation	03/07/05 15:07 / smd
Cations	62.5	meq/L				Calculation	03/07/05 15:07 / smd
Solids, Total Dissolved Calculated	3740	mg/L				Calculation	03/07/05 15:07 / smd
TDS Balance (0.80 - 1.20)	1.01	dec. %				Calculation	03/07/05 15:07 / smd

Report Definitions:
RL - Analyte reporting limit.
QCL - Quality control limit.
MCL - Maximum contaminant level.
ND - Not detected at the reporting limit.

ENERGY LABORATORIES, INC. • 2393 Salt Creek Highway (82601) • P.O. Box 3258 • Casper, WY 82602
Toll Free 888.235.0515 • 307.235.0515 • Fax 307.234.1639 • casper@energylab.com • www.energylab.com

LABORATORY ANALYTICAL REPORT

Client: Western Nuclear
Project: Split Rock Mill Site
Lab ID: C05050467-018
Client Sample ID: WN-28S

Report Date: 06/15/05
Collection Date: 05/10/05
Date Received: 05/12/05
Matrix: Aqueous

Analyses	Result	Units	Qual	RL	MCL/ QCL	Method	Analysis Date / By
MAJOR IONS							
Alkalinity, Total as CaCO3	669	mg/L		10		A2320 B	05/21/05 18:43 / slb
Carbonate as CO3	ND	mg/L		1		A2320 B	05/21/05 18:43 / slb
Bicarbonate as HCO3	816	mg/L		1		A2320 B	05/21/05 18:43 / slb
Calcium	689	mg/L	D	0.6		E200.7	05/20/05 13:54 / ts
Chloride	113	mg/L		5		E200.7	05/20/05 13:51 / ts
Magnesium	164	mg/L	D	0.5		E200.7	05/20/05 13:54 / ts
Nitrogen, Ammonia as N	95	mg/L	D	1		A4500-NH3 G	05/17/05 10:32 / jal
Nitrogen, Nitrate+Nitrite as N	28.6	mg/L	D	0.3		E353.2	05/13/05 13:00 / jal
Potassium	32.4	mg/L		0.5		E200.7	05/20/05 13:51 / ts
Sodium	145	mg/L		0.5		E200.7	05/20/05 13:51 / ts
Sulfate	1930	mg/L	D	8		E200.7	05/20/05 13:54 / ts
PHYSICAL PROPERTIES							
Conductivity	4490	umhos/cm		1.0		A2510 B	05/13/05 10:02 / th
pH	6.69	s.u.		0.01		A4500-H B	05/13/05 15:34 / th
Solids, Total Dissolved TDS @ 180 C	3860	mg/L		10		A2540 C	05/13/05 11:51 / th
METALS - DISSOLVED							
Aluminum	ND	mg/L		0.1		E200.8	05/14/05 05:36 / bws
Arsenic	ND	mg/L		0.01		E200.8	05/14/05 05:36 / bws
Barium	ND	mg/L		0.05		E200.8	05/14/05 05:36 / bws
Beryllium	ND	mg/L		0.004		E200.8	05/14/05 05:36 / bws
Cadmium	ND	mg/L		0.001		E200.8	05/14/05 05:36 / bws
Chromium	ND	mg/L		0.005		E200.8	05/14/05 05:36 / bws
Iron	ND	mg/L		0.05		E200.7	05/20/05 13:51 / ts
Lead	ND	mg/L		0.005		E200.8	05/14/05 05:36 / bws
Manganese	14.5	mg/L		0.05		E200.8	05/14/05 09:40 / bws
Mercury	ND	mg/L		0.001		E200.8	05/14/05 05:36 / bws
Molybdenum	ND	mg/L		0.1		E200.8	05/14/05 05:36 / bws
Nickel	0.07	mg/L		0.05		E200.8	05/14/05 05:36 / bws
Selenium	0.027	mg/L		0.005		E200.8	05/14/05 05:36 / bws
Silver	ND	mg/L		0.004		E200.8	05/14/05 05:36 / bws
Uranium	5.36	mg/L		0.001		E200.8	05/14/05 05:36 / bws
RADIONUCLIDES - DISSOLVED							
Radium 226	ND	pCi/L		1.0		E903.0	05/20/05 13:30 / trs
Radium 228	ND	pCi/L		2.0		E904.0	05/20/05 13:30 / pj
Thorium 230	ND	pCi/L		0.4		E907.0	05/19/05 10:30 / ph

Report Definitions:
RL - Analyte reporting limit.
QCL - Quality control limit.
D - RL increased due to sample matrix interference.
MCL - Maximum contaminant level.
ND - Not detected at the reporting limit.

ENERGY LABORATORIES, INC. • 2393 Salt Creek Highway (82601) • P.O. Box 3258 • Casper, WY 82602
Toll Free 888.235.0515 • 307.235.0515 • Fax 307.234.1639 • casper@energylab.com • www.energylab.com

LABORATORY ANALYTICAL REPORT

Client: Western Nuclear
Project: Split Rock Mill Site
Lab ID: C05050467-018
Client Sample ID: WN-28S

Report Date: 06/15/05
Collection Date: 05/10/05
Date Received: 05/12/05
Matrix: Aqueous

Analyses	Result	Units	Qual	RL	MCL/ QCL	Method	Analysis Date / By
DATA QUALITY							
A/C Balance (± 5)	3.37	%				Calculation	05/23/05 14:18 / smd
Anions	58.8	meq/L				Calculation	05/23/05 14:18 / smd
Cations	62.9	meq/L				Calculation	05/23/05 14:18 / smd
Solids, Total Dissolved Calculated	3640	mg/L				Calculation	05/23/05 14:18 / smd
TDS Balance (0.80 - 1.20)	1.06	dec. %				Calculation	05/23/05 14:18 / smd

Report Definitions:
RL - Analyte reporting limit.
QCL - Quality control limit.
MCL - Maximum contaminant level.
ND - Not detected at the reporting limit.

ENERGY LABORATORIES, INC. • 2393 Salt Creek Highway (82601) • P.O. Box 3258 • Casper, WY 82602
Toll Free 888.235.0515 • 307.235.0515 • Fax 307.234.1639 • casper@energylab.com • www.energylab.com

LABORATORY ANALYTICAL REPORT

Client: Western Nuclear
Project: Split Rock Mill Site
Lab ID: C05020755-011
Client Sample ID: WN-30

Report Date: 03/22/05
Collection Date: 02/14/05
Date Received: 02/17/05
Matrix: Aqueous

Analyses	Result	Units	Qual	RL	MCL/ QCL	Method	Analysis Date / By
MAJOR IONS							
Alkalinity, Total as CaCO3	368	mg/L		10		A2320 B	02/24/05 09:50 / nlm
Carbonate as CO3	ND	mg/L		1		A2320 B	02/24/05 09:50 / nlm
Bicarbonate as HCO3	449	mg/L		1		A2320 B	02/24/05 09:50 / nlm
Calcium	824	mg/L	D	0.6		E200.7	02/28/05 16:58 / ts
Chloride	105	mg/L		5		E200.7	02/28/05 16:55 / ts
Magnesium	170	mg/L	D	0.5		E200.7	02/28/05 16:58 / ts
Nitrogen, Ammonia as N	23.9	mg/L	D	0.2		A4500-NH3 G	02/22/05 11:58 / jal
Nitrogen, Nitrate+Nitrite as N	95	mg/L	D	3		E353.2	02/23/05 10:45 / jal
Potassium	36.6	mg/L		0.5		E200.7	02/28/05 16:55 / ts
Sodium	216	mg/L		0.5		E200.7	02/28/05 16:55 / ts
Sulfate	2310	mg/L	D	8		E200.7	02/28/05 16:58 / ts
PHYSICAL PROPERTIES							
Conductivity	4810	umhos/cm		1.0		A2510 B	02/18/05 14:23 / sl
pH	6.86	s.u.		0.01		A4500-H B	02/18/05 15:50 / sl
Solids, Total Dissolved TDS @ 180 C	4590	mg/L		10		A2540 C	02/18/05 11:32 / sl
METALS - DISSOLVED							
Aluminum	ND	mg/L		0.1		E200.8	02/22/05 20:34 / bws
Arsenic	0.01	mg/L		0.01		E200.8	02/22/05 20:34 / bws
Barium	ND	mg/L		0.05		E200.8	02/22/05 20:34 / bws
Beryllium	ND	mg/L		0.004		E200.8	02/22/05 20:34 / bws
Cadmium	ND	mg/L		0.001		E200.8	02/22/05 20:34 / bws
Chromium	ND	mg/L		0.005		E200.8	02/22/05 20:34 / bws
Iron	ND	mg/L		0.05		E200.7	02/28/05 16:55 / ts
Lead	ND	mg/L		0.005		E200.8	02/22/05 20:34 / bws
Manganese	3.30	mg/L		0.05		E200.8	02/22/05 20:34 / bws
Mercury	ND	mg/L		0.001		E200.8	02/22/05 20:34 / bws
Molybdenum	0.2	mg/L		0.1		E200.8	02/22/05 20:34 / bws
Nickel	ND	mg/L		0.05		E200.8	02/22/05 20:34 / bws
Selenium	0.033	mg/L		0.005		E200.8	02/22/05 20:34 / bws
Silver	ND	mg/L		0.004		E200.8	02/22/05 20:34 / bws
Uranium	1.20	mg/L		0.001		E200.8	02/22/05 20:34 / bws
RADIONUCLIDES - DISSOLVED							
Radium 226	ND	pCi/L		1.0		E903.0	02/22/05 15:30 / df
Radium 228	ND	pCi/L		2.0		E904.0	02/22/05 15:30 / pj
Thorium 230	ND	pCi/L		0.4		E907.0	02/23/05 10:30 / ph

Report Definitions:
RL - Analyte reporting limit.
QCL - Quality control limit.
D - RL increased due to sample matrix interference.
MCL - Maximum contaminant level.
ND - Not detected at the reporting limit.

ENERGY LABORATORIES, INC. • 2393 Salt Creek Highway (82601) • P.O. Box 3258 • Casper, WY 82602
Toll Free 888.235.0515 • 307.235.0515 • Fax 307.234.1639 • casper@energylab.com • www.energylab.com

LABORATORY ANALYTICAL REPORT

Client: Western Nuclear
Project: Split Rock Mill Site
Lab ID: C05020755-011
Client Sample ID: WN-30

Report Date: 03/22/05
Collection Date: 02/14/05
Date Received: 02/17/05
Matrix: Aqueous

Analyses	Result	Units	Qual	RL	MCL/ QCL	Method	Analysis Date / By
DATA QUALITY							
A/C Balance (± 5)	1.63	%				Calculation	03/07/05 15:05 / smd
Anions	65.2	meq/L				Calculation	03/07/05 15:05 / smd
Cations	67.4	meq/L				Calculation	03/07/05 15:05 / smd
Solids, Total Dissolved Calculated	4340	mg/L				Calculation	03/07/05 15:05 / smd
TDS Balance (0.80 - 1.20)	1.06	dec. %				Calculation	03/07/05 15:05 / smd

Report Definitions:
RL - Analyte reporting limit.
QCL - Quality control limit.
MCL - Maximum contaminant level.
ND - Not detected at the reporting limit.

ENERGY LABORATORIES, INC. • 2393 Salt Creek Highway (82601) • P.O. Box 3258 • Casper, WY 82602
Toll Free 888.235.0515 • 307.235.0515 • Fax 307.234.1639 • casper@energylab.com • www.energylab.com

LABORATORY ANALYTICAL REPORT

Client: Western Nuclear
Project: Split Rock Mill Site
Lab ID: C05050467-009
Client Sample ID: WN-30

Report Date: 06/15/05
Collection Date: 05/09/05
Date Received: 05/12/05
Matrix: Aqueous

Analyses	Result	Units	Qual	RL	MCL/ QCL	Method	Analysis Date / By
MAJOR IONS							
Alkalinity, Total as CaCO3	362	mg/L		10		A2320 B	05/21/05 16:40 / slb
Carbonate as CO3	ND	mg/L		1		A2320 B	05/21/05 16:40 / slb
Bicarbonate as HCO3	442	mg/L		1		A2320 B	05/21/05 16:40 / slb
Calcium	794	mg/L	D	0.6		E200.7	05/20/05 11:39 / ts
Chloride	97	mg/L		5		E200.7	05/20/05 11:36 / ts
Magnesium	172	mg/L	D	0.5		E200.7	05/20/05 11:39 / ts
Nitrogen, Ammonia as N	26.0	mg/L	D	0.2		A4500-NH3 G	05/17/05 10:04 / jal
Nitrogen, Nitrate+Nitrite as N	102	mg/L	D	3		E353.2	05/13/05 12:18 / jal
Potassium	41.2	mg/L		0.5		E200.7	05/20/05 11:36 / ts
Sodium	241	mg/L		0.5		E200.7	05/20/05 11:36 / ts
Sulfate	2270	mg/L	D	8		E200.7	05/20/05 11:39 / ts
PHYSICAL PROPERTIES							
Conductivity	4750	umhos/cm		1.0		A2510 B	05/13/05 09:28 / th
pH	6.95	s.u.		0.01		A4500-H B	05/13/05 15:10 / th
Solids, Total Dissolved TDS @ 180 C	4610	mg/L		10		A2540 C	05/13/05 11:47 / th
METALS - DISSOLVED							
Aluminum	ND	mg/L		0.1		E200.8	05/14/05 02:23 / bws
Arsenic	0.01	mg/L		0.01		E200.8	05/14/05 02:23 / bws
Barium	ND	mg/L		0.05		E200.8	05/14/05 02:23 / bws
Beryllium	ND	mg/L		0.004		E200.8	05/26/05 15:29 / bws
Cadmium	ND	mg/L		0.001		E200.8	05/14/05 02:23 / bws
Chromium	ND	mg/L		0.005		E200.8	05/14/05 02:23 / bws
Iron	ND	mg/L		0.05		E200.7	05/20/05 11:36 / ts
Lead	ND	mg/L		0.005		E200.8	05/14/05 02:23 / bws
Manganese	3.87	mg/L		0.05		E200.8	05/14/05 02:23 / bws
Mercury	ND	mg/L		0.001		E200.8	05/14/05 02:23 / bws
Molybdenum	0.2	mg/L		0.1		E200.8	05/14/05 02:23 / bws
Nickel	ND	mg/L		0.05		E200.8	05/14/05 02:23 / bws
Selenium	0.032	mg/L		0.005		E200.8	05/14/05 02:23 / bws
Silver	ND	mg/L		0.004		E200.8	05/14/05 02:23 / bws
Uranium	1.07	mg/L		0.001		E200.8	05/14/05 02:23 / bws
RADIONUCLIDES - DISSOLVED							
Radium 226	ND	pCi/L		1.0		E903.0	05/20/05 13:00 / trs
Radium 228	ND	pCi/L		2.0		E904.0	05/20/05 13:00 / pj
Thorium 230	ND	pCi/L		0.4		E907.0	05/17/05 10:30 / ph

Report Definitions:
RL - Analyte reporting limit.
QCL - Quality control limit.
D - RL increased due to sample matrix interference.
MCL - Maximum contaminant level.
ND - Not detected at the reporting limit.

ENERGY LABORATORIES, INC. • 2393 Salt Creek Highway (82601) • P.O. Box 3258 • Casper, WY 82602
Toll Free 888.235.0515 • 307.235.0515 • Fax 307.234.1639 • casper@energylab.com • www.energylab.com

LABORATORY ANALYTICAL REPORT

Client: Western Nuclear
Project: Split Rock Mill Site
Lab ID: C05050467-009
Client Sample ID: WN-30

Report Date: 06/15/05
Collection Date: 05/09/05
Date Received: 05/12/05
Matrix: Aqueous

Analyses	Result	Units	Qual	RL	MCL/ QCL	Method	Analysis Date / By
DATA QUALITY							
A/C Balance (± 5)	2.20	%				Calculation	05/23/05 14:16 / smd
Anions	64.6	meq/L				Calculation	05/23/05 14:16 / smd
Cations	67.5	meq/L				Calculation	05/23/05 14:16 / smd
Solids, Total Dissolved Calculated	4330	mg/L				Calculation	05/23/05 14:16 / smd
TDS Balance (0.80 - 1.20)	1.06	dec. %				Calculation	05/23/05 14:16 / smd

Definitions:
RL - Analyte reporting limit.
QCL - Quality control limit.
MCL - Maximum contaminant level.
ND - Not detected at the reporting limit.

ENERGY LABORATORIES, INC. • 2393 Salt Creek Highway (82601) • P.O. Box 3258 • Casper, WY 82602
Toll Free 888.235.0515 • 307.235.0515 • Fax 307.234.1639 • casper@energylab.com • www.energylab.com

LABORATORY ANALYTICAL REPORT

Client: Western Nuclear
Project: Split Rock Mill Site
Lab ID: C05020755-012
Client Sample ID: WN-31

Report Date: 03/22/05
Collection Date: 02/14/05
Date Received: 02/17/05
Matrix: Aqueous

Analyses	Result	Units	Qual	RL	MCL/ QCL	Method	Analysis Date / By
MAJOR IONS							
Alkalinity, Total as CaCO3	571	mg/L		10		A2320 B	02/24/05 10:01 / nlm
Carbonate as CO3	ND	mg/L		1		A2320 B	02/24/05 10:01 / nlm
Bicarbonate as HCO3	696	mg/L		1		A2320 B	02/24/05 10:01 / nlm
Calcium	927	mg/L	D	0.6		E200.7	02/28/05 17:04 / ts
Chloride	173	mg/L		5		E200.7	02/28/05 17:01 / ts
Magnesium	128	mg/L	D	0.5		E200.7	02/28/05 17:04 / ts
Nitrogen, Ammonia as N	0.19	mg/L		0.05		A4500-NH3 G	02/22/05 12:02 / jal
Nitrogen, Nitrate+Nitrite as N	67	mg/L	D	2		E353.2	02/23/05 10:48 / jal
Potassium	18.0	mg/L		0.5		E200.7	02/28/05 17:01 / ts
Sodium	69.1	mg/L		0.5		E200.7	02/28/05 17:01 / ts
Sulfate	1810	mg/L	D	8		E200.7	02/28/05 17:04 / ts
PHYSICAL PROPERTIES							
Conductivity	4180	umhos/cm		1.0		A2510 B	02/18/05 14:25 / sl
pH	7.10	s.u.		0.01		A4500-H B	02/18/05 15:52 / sl
Solids, Total Dissolved TDS @ 180 C	4170	mg/L		10		A2540 C	02/18/05 11:33 / sl
METALS - DISSOLVED							
Aluminum	ND	mg/L		0.1		E200.8	02/22/05 20:41 / bws
Arsenic	ND	mg/L		0.01		E200.8	02/22/05 20:41 / bws
Barium	ND	mg/L		0.05		E200.8	02/22/05 20:41 / bws
Beryllium	ND	mg/L		0.004		E200.8	02/22/05 20:41 / bws
Cadmium	ND	mg/L		0.001		E200.8	02/22/05 20:41 / bws
Chromium	ND	mg/L		0.005		E200.8	02/22/05 20:41 / bws
Iron	ND	mg/L		0.05		E200.7	02/28/05 17:01 / ts
Lead	ND	mg/L		0.005		E200.8	02/22/05 20:41 / bws
Manganese	0.12	mg/L		0.05		E200.8	02/22/05 20:41 / bws
Mercury	ND	mg/L		0.001		E200.8	02/22/05 20:41 / bws
Molybdenum	0.2	mg/L		0.1		E200.8	02/22/05 20:41 / bws
Nickel	ND	mg/L		0.05		E200.8	02/22/05 20:41 / bws
Selenium	0.014	mg/L		0.005		E200.8	02/22/05 20:41 / bws
Silver	ND	mg/L		0.004		E200.8	02/22/05 20:41 / bws
Uranium	6.62	mg/L		0.001		E200.8	02/22/05 20:41 / bws
RADIONUCLIDES - DISSOLVED							
Radium 226	ND	pCi/L		1.0		E903.0	02/22/05 15:30 / df
Radium 228	ND	pCi/L		2.0		E904.0	02/22/05 15:30 / pj
Thorium 230	ND	pCi/L		0.4		E907.0	02/23/05 10:30 / ph

Report Definitions:
RL - Analyte reporting limit.
QCL - Quality control limit.
D - RL increased due to sample matrix interference.
MCL - Maximum contaminant level.
ND - Not detected at the reporting limit.

ENERGY LABORATORIES, INC. • 2393 Salt Creek Highway (82601) • P.O. Box 3258 • Casper, WY 82602
Toll Free 888.235.0515 • 307.235.0515 • Fax 307.234.1639 • casper@energylab.com • www.energylab.com

LABORATORY ANALYTICAL REPORT

Client: Western Nuclear
Project: Split Rock Mill Site
Lab ID: C05020755-012
Client Sample ID: WN-31

Report Date: 03/22/05
Collection Date: 02/14/05
Date Received: 02/17/05
Matrix: Aqueous

Analyses	Result	Units	Qual	RL	MCL/ QCL	Method	Analysis Date / By
DATA QUALITY							
A/C Balance (± 5)	1.28	%				Calculation	03/07/05 15:05 / smd
Anions	58.7	meq/L				Calculation	03/07/05 15:05 / smd
Cations	60.3	meq/L				Calculation	03/07/05 15:05 / smd
Solids, Total Dissolved Calculated	3800	mg/L				Calculation	03/07/05 15:05 / smd
TDS Balance (0.80 - 1.20)	1.10	dec. %				Calculation	03/07/05 15:05 / smd

Report Definitions:
RL - Analyte reporting limit.
QCL - Quality control limit.
MCL - Maximum contaminant level.
ND - Not detected at the reporting limit.

ENERGY LABORATORIES, INC. • 2393 Salt Creek Highway (82601) • P.O. Box 3258 • Casper, WY 82602
Toll Free 888.235.0515 • 307.235.0515 • Fax 307.234.1639 • casper@energylab.com • www.energylab.com

LABORATORY ANALYTICAL REPORT

Client: Western Nuclear
Project: Split Rock Mill Site
Lab ID: C05050467-008
Client Sample ID: WN-31

Report Date: 06/15/05
Collection Date: 05/09/05
Date Received: 05/12/05
Matrix: Aqueous

Analyses	Result	Units	Qual	RL	MCL/ QCL	Method	Analysis Date / By
MAJOR IONS							
Alkalinity, Total as CaCO3	640	mg/L		10		A2320 B	05/21/05 16:29 / slb
Carbonate as CO3	ND	mg/L		1		A2320 B	05/21/05 16:29 / slb
Bicarbonate as HCO3	781	mg/L		1		A2320 B	05/21/05 16:29 / slb
Calcium	986	mg/L	D	0.6		E200.7	05/20/05 11:33 / ts
Chloride	195	mg/L		5		E200.7	05/20/05 11:30 / ts
Magnesium	128	mg/L	D	0.5		E200.7	05/20/05 11:33 / ts
Nitrogen, Ammonia as N	0.16	mg/L		0.05		A4500-NH3 G	05/17/05 10:02 / jal
Nitrogen, Nitrate+Nitrite as N	89	mg/L	D	2		E353.2	05/13/05 12:15 / jal
Potassium	18.6	mg/L		0.5		E200.7	05/20/05 11:30 / ts
Sodium	68.1	mg/L		0.5		E200.7	05/20/05 11:30 / ts
Sulfate	1800	mg/L	D	8		E200.7	05/20/05 11:33 / ts
PHYSICAL PROPERTIES							
Conductivity	4410	umhos/cm		1.0		A2510 B	05/13/05 09:26 / th
pH	7.14	s.u.		0.01		A4500-H B	05/13/05 15:09 / th
Solids, Total Dissolved TDS @ 180 C	4460	mg/L		10		A2540 C	05/13/05 11:47 / th
METALS - DISSOLVED							
Aluminum	ND	mg/L		0.1		E200.8	05/14/05 02:15 / bws
Arsenic	ND	mg/L		0.01		E200.8	05/14/05 02:15 / bws
Barium	ND	mg/L		0.05		E200.8	05/14/05 02:15 / bws
Beryllium	ND	mg/L		0.004		E200.8	05/26/05 15:22 / bws
Cadmium	ND	mg/L		0.001		E200.8	05/14/05 02:15 / bws
Chromium	ND	mg/L		0.005		E200.8	05/14/05 02:15 / bws
Iron	0.08	mg/L		0.05		E200.7	05/20/05 11:30 / ts
Lead	ND	mg/L		0.005		E200.8	05/14/05 02:15 / bws
Manganese	0.19	mg/L		0.05		E200.8	05/14/05 02:15 / bws
Mercury	ND	mg/L		0.001		E200.8	05/14/05 02:15 / bws
Molybdenum	0.2	mg/L		0.1		E200.8	05/14/05 02:15 / bws
Nickel	ND	mg/L		0.05		E200.8	05/14/05 02:15 / bws
Selenium	0.015	mg/L		0.005		E200.8	05/14/05 02:15 / bws
Silver	ND	mg/L		0.004		E200.8	05/14/05 02:15 / bws
Uranium	7.41	mg/L		0.001		E200.8	05/14/05 02:15 / bws
RADIONUCLIDES - DISSOLVED							
Radium 226	ND	pCi/L		1.0		E903.0	05/20/05 13:00 / trs
Radium 228	ND	pCi/L		2.0		E904.0	05/20/05 13:00 / pj
Thorium 230	ND	pCi/L		0.4		E907.0	05/17/05 10:30 / ph

Report Definitions:
RL - Analyte reporting limit.
QCL - Quality control limit.
D - RL increased due to sample matrix interference.
MCL - Maximum contaminant level.
ND - Not detected at the reporting limit.

ENERGY LABORATORIES, INC. • 2393 Salt Creek Highway (82601) • P.O. Box 3258 • Casper, WY 82602
Toll Free 888.235.0515 • 307.235.0515 • Fax 307.234.1639 • casper@energylab.com • www.energylab.com

LABORATORY ANALYTICAL REPORT

Client: Western Nuclear
Project: Split Rock Mill Site
Lab ID: C05050467-008
Client Sample ID: WN-31

Report Date: 06/15/05
Collection Date: 05/09/05
Date Received: 05/12/05
Matrix: Aqueous

Analyses	Result	Units	Qual	RL	MCL/ QCL	Method	Analysis Date / By
DATA QUALITY							
A/C Balance (± 5)	0.909	%				Calculation	05/23/05 14:15 / smd
Anions	62.1	meq/L				Calculation	05/23/05 14:15 / smd
Cations	63.2	meq/L				Calculation	05/23/05 14:15 / smd
Solids, Total Dissolved Calculated	4010	mg/L				Calculation	05/23/05 14:15 / smd
TDS Balance (0.80 - 1.20)	1.11	dec. %				Calculation	05/23/05 14:15 / smd

Definitions:
RL - Analyte reporting limit.
QCL - Quality control limit.
MCL - Maximum contaminant level.
ND - Not detected at the reporting limit.

ENERGY LABORATORIES, INC. • 2393 Salt Creek Highway (82601) • P.O. Box 3258 • Casper, WY 82602
Toll Free 888.235.0515 • 307.235.0515 • Fax 307.234.1639 • casper@energylab.com • www.energylab.com

LABORATORY ANALYTICAL REPORT

Client: Western Nuclear
Project: Split Rock Mill Site
Lab ID: C05020744-008
Client Sample ID: WN-A

Report Date: 03/15/05
Collection Date: 02/15/05
Date Received: 02/17/05
Matrix: Aqueous

Analyses	Result	Units	Qual	RL	MCL/ QCL	Method	Analysis Date / By
MAJOR IONS							
Chloride	109	mg/L		5		E200.7	02/23/05 18:53 / ts
Nitrogen, Nitrate+Nitrite as N	1.6	mg/L		0.2		E353.2	02/23/05 09:48 / jal
Sulfate	1510	mg/L		5		E200.7	02/23/05 18:53 / ts
PHYSICAL PROPERTIES							
pH	6.47	s.u.		0.01		A4500-H B	02/18/05 15:03 / sl
Solids, Total Dissolved TDS @ 180 C	3360	mg/L		10		A2540 C	02/18/05 11:22 / sl
METALS - DISSOLVED							
Beryllium	ND	mg/L		0.004		E200.8	02/27/05 23:33 / bws
Cadmium	ND	mg/L		0.001		E200.8	02/22/05 13:46 / bws
Chromium	ND	mg/L		0.005		E200.8	02/22/05 13:46 / bws
Lead	ND	mg/L		0.005		E200.8	02/22/05 13:46 / bws
Nickel	ND	mg/L		0.05		E200.8	02/22/05 13:46 / bws
Selenium	ND	mg/L		0.005		E200.8	02/22/05 13:46 / bws
Uranium	2.03	mg/L		0.001		E200.8	02/22/05 13:46 / bws
RADIONUCLIDES - DISSOLVED							
Thorium 230	ND	pCi/L		0.4		E907.0	02/24/05 10:30 / ph

Report Definitions: RL - Analyte reporting limit. QCL - Quality control limit. MCL - Maximum contaminant level. ND - Not detected at the reporting limit.

ENERGY LABORATORIES, INC. • 2393 Salt Creek Highway (82601) • P.O. Box 3258 • Casper, WY 82602
Toll Free 888.235.0515 • 307.235.0515 • Fax 307.234.1639 • casper@energylab.com • www.energylab.com

LABORATORY ANALYTICAL REPORT

Client: Western Nuclear
Project: Split Rock Mill Site
Lab ID: C05050467-026
Client Sample ID: WN-A

Report Date: 06/15/05
Collection Date: 05/11/05
Date Received: 05/12/05
Matrix: Aqueous

Analyses	Result	Units	Qual	RL	MCL/ QCL	Method	Analysis Date / By
MAJOR IONS							
Alkalinity, Total as CaCO3	648	mg/L		10		A2320 B	05/21/05 20:18 / slb
Carbonate as CO3	ND	mg/L		1		A2320 B	05/21/05 20:18 / slb
Bicarbonate as HCO3	791	mg/L		1		A2320 B	05/21/05 20:18 / slb
Calcium	825	mg/L	D	0.6		E200.7	05/20/05 15:07 / ts
Chloride	97	mg/L		5		E200.7	05/20/05 15:03 / ts
Magnesium	99.2	mg/L		0.5		E200.7	05/20/05 15:03 / ts
Nitrogen, Ammonia as N	3.1	mg/L	D	0.1		A4500-NH3 G	05/17/05 11:00 / jal
Nitrogen, Nitrate+Nitrite as N	1.5	mg/L		0.2		E353.2	05/13/05 13:33 / jal
Potassium	16.3	mg/L		0.5		E200.7	05/20/05 15:03 / ts
Sodium	47.6	mg/L		0.5		E200.7	05/20/05 15:03 / ts
Sulfate	1580	mg/L		5		E200.7	05/20/05 15:03 / ts
PHYSICAL PROPERTIES							
Conductivity	3580	umhos/cm		1.0		A2510 B	05/13/05 10:23 / th
pH	6.56	s.u.		0.01		A4500-H B	05/13/05 16:03 / th
Solids, Total Dissolved TDS @ 180 C	3620	mg/L		10		A2540 C	05/13/05 12:14 / th
METALS - DISSOLVED							
Aluminum	ND	mg/L		0.1		E200.8	05/14/05 08:02 / bws
Arsenic	ND	mg/L		0.01		E200.8	05/14/05 08:02 / bws
Barium	ND	mg/L		0.05		E200.8	05/14/05 08:02 / bws
Beryllium	ND	mg/L		0.004		E200.8	05/26/05 17:25 / bws
Cadmium	ND	mg/L		0.001		E200.8	05/14/05 08:02 / bws
Chromium	ND	mg/L		0.005		E200.8	05/14/05 08:02 / bws
Iron	16.9	mg/L		0.05		E200.7	05/20/05 15:03 / ts
Lead	ND	mg/L		0.005		E200.8	05/14/05 08:02 / bws
Manganese	0.68	mg/L		0.05		E200.8	05/14/05 08:02 / bws
Mercury	ND	mg/L		0.001		E200.8	05/14/05 08:02 / bws
Molybdenum	ND	mg/L		0.1		E200.8	05/14/05 08:02 / bws
Nickel	ND	mg/L		0.05		E200.8	05/14/05 08:02 / bws
Selenium	0.005	mg/L		0.005		E200.8	05/14/05 08:02 / bws
Silver	ND	mg/L		0.004		E200.8	05/14/05 08:02 / bws
Uranium	2.33	mg/L		0.001		E200.8	05/14/05 08:02 / bws
RADIONUCLIDES - DISSOLVED							
Radium 226	ND	pCi/L		1.0		E903.0	05/20/05 13:30 / trs
Radium 228	ND	pCi/L		2.0		E904.0	05/20/05 13:30 / pj
Thorium 230	ND	pCi/L		0.4		E907.0	05/19/05 10:30 / ph

Report Definitions:
RL - Analyte reporting limit.
QCL - Quality control limit.
D - RL increased due to sample matrix interference.
MCL - Maximum contaminant level.
ND - Not detected at the reporting limit.

ENERGY LABORATORIES, INC. • 2393 Salt Creek Highway (82601) • P.O. Box 3258 • Casper, WY 82602
Toll Free 888.235.0515 • 307.235.0515 • Fax 307.234.1639 • casper@energylab.com • www.energylab.com

LABORATORY ANALYTICAL REPORT

Client: Western Nuclear
Project: Split Rock Mill Site
Lab ID: C05050467-026
Client Sample ID: WN-A

Report Date: 06/15/05
Collection Date: 05/11/05
Date Received: 05/12/05
Matrix: Aqueous

Analyses	Result	Units	Qual	RL	MCL/ QCL	Method	Analysis Date / By
DATA QUALITY							
A/C Balance (± 5)	4.01	%				Calculation	05/23/05 14:20 / smd
Anions	48.6	meq/L				Calculation	05/23/05 14:20 / smd
Cations	52.7	meq/L				Calculation	05/23/05 14:20 / smd
Solids, Total Dissolved Calculated	3100	mg/L				Calculation	05/23/05 14:20 / smd
TDS Balance (0.80 - 1.20)	1.17	dec. %				Calculation	05/23/05 14:20 / smd

Report Definitions:
RL - Analyte reporting limit.
QCL - Quality control limit.
MCL - Maximum contaminant level.
ND - Not detected at the reporting limit.

ENERGY LABORATORIES, INC. • 2393 Salt Creek Highway (82601) • P.O. Box 3258 • Casper, WY 82602
Toll Free 888.235.0515 • 307.235.0515 • Fax 307.234.1639 • casper@energylab.com • www.energylab.com

LABORATORY ANALYTICAL REPORT

Client: Western Nuclear
Project: Split Rock Mill Site
Lab ID: C05050467-024
Client Sample ID: WN-C

Report Date: 06/15/05
Collection Date: 05/11/05
Date Received: 05/12/05
Matrix: Aqueous

Analyses	Result	Units	Qual	RL	MCL/ QCL	Method	Analysis Date / By
MAJOR IONS							
Alkalinity, Total as CaCO3	608	mg/L		10		A2320 B	05/21/05 19:54 / slb
Carbonate as CO3	ND	mg/L		1		A2320 B	05/21/05 19:54 / slb
Bicarbonate as HCO3	742	mg/L		1		A2320 B	05/21/05 19:54 / slb
Calcium	724	mg/L	D	0.6		E200.7	05/20/05 14:30 / ts
Chloride	90	mg/L		5		E200.7	05/20/05 14:27 / ts
Magnesium	164	mg/L	D	0.5		E200.7	05/20/05 14:30 / ts
Nitrogen, Ammonia as N	77	mg/L	D	1		A4500-NH3 G	05/17/05 10:50 / jal
Nitrogen, Nitrate+Nitrite as N	48.4	mg/L	D	0.6		E353.2	05/13/05 13:20 / jal
Potassium	32.0	mg/L		0.5		E200.7	05/20/05 14:27 / ts
Sodium	150	mg/L		0.5		E200.7	05/20/05 14:27 / ts
Sulfate	2000	mg/L	D	8		E200.7	05/20/05 14:30 / ts
PHYSICAL PROPERTIES							
Conductivity	4480	umhos/cm		1.0		A2510 B	05/13/05 10:20 / th
pH	6.78	s.u.		0.01		A4500-H B	05/13/05 15:59 / th
Solids, Total Dissolved TDS @ 180 C	3990	mg/L		10		A2540 C	05/13/05 12:14 / th
METALS - DISSOLVED							
Aluminum	ND	mg/L		0.1		E200.8	05/14/05 07:16 / bws
Arsenic	ND	mg/L		0.01		E200.8	05/14/05 07:16 / bws
Barium	ND	mg/L		0.05		E200.8	05/14/05 07:16 / bws
Beryllium	ND	mg/L		0.004		E200.8	05/14/05 09:48 / bws
Cadmium	ND	mg/L		0.001		E200.8	05/14/05 07:16 / bws
Chromium	ND	mg/L		0.005		E200.8	05/14/05 07:16 / bws
Iron	ND	mg/L		0.05		E200.7	05/20/05 14:27 / ts
Lead	ND	mg/L		0.005		E200.8	05/14/05 07:16 / bws
Manganese	18.4	mg/L		0.05		E200.8	05/14/05 09:48 / bws
Mercury	ND	mg/L		0.001		E200.8	05/14/05 07:16 / bws
Molybdenum	ND	mg/L		0.1		E200.8	05/14/05 07:16 / bws
Nickel	0.07	mg/L		0.05		E200.8	05/14/05 07:16 / bws
Selenium	0.024	mg/L		0.005		E200.8	05/14/05 07:16 / bws
Silver	ND	mg/L		0.004		E200.8	05/14/05 07:16 / bws
Uranium	4.54	mg/L		0.001		E200.8	05/14/05 07:16 / bws
RADIONUCLIDES - DISSOLVED							
Radium 226	ND	pCi/L		1.0		E903.0	05/20/05 13:30 / trs
Radium 228	ND	pCi/L		2.0		E904.0	05/20/05 13:30 / pj
Thorium 230	ND	pCi/L		0.4		E907.0	05/19/05 10:30 / ph

Report Definitions:
RL - Analyte reporting limit.
QCL - Quality control limit.
D - RL increased due to sample matrix interference.
MCL - Maximum contaminant level.
ND - Not detected at the reporting limit.

ENERGY LABORATORIES, INC. • 2393 Salt Creek Highway (82601) • P.O. Box 3258 • Casper, WY 82602
Toll Free 888.235.0515 • 307.235.0515 • Fax 307.234.1639 • casper@energylab.com • www.energylab.com

LABORATORY ANALYTICAL REPORT

Client: Western Nuclear
Project: Split Rock Mill Site
Lab ID: C05050467-024
Client Sample ID: WN-C

Report Date: 06/15/05
Collection Date: 05/11/05
Date Received: 05/12/05
Matrix: Aqueous

Analyses	Result	Units	Qual	RL	MCL/ QCL	Method	Analysis Date / By
DATA QUALITY							
A/C Balance (± 5)	3.33	%				Calculation	05/23/05 14:20 / smd
Anions	59.7	meq/L				Calculation	05/23/05 14:20 / smd
Cations	63.8	meq/L				Calculation	05/23/05 14:20 / smd
Solids, Total Dissolved Calculated	3780	mg/L				Calculation	05/23/05 14:20 / smd
TDS Balance (0.80 - 1.20)	1.06	dec. %				Calculation	05/23/05 14:20 / smd

Report Definitions:
RL - Analyte reporting limit.
QCL - Quality control limit.
MCL - Maximum contaminant level.
ND - Not detected at the reporting limit.

ENERGY LABORATORIES, INC. • 2393 Salt Creek Highway (82601) • P.O. Box 3258 • Casper, WY 82602
Toll Free 888.235.0515 • 307.235.0515 • Fax 307.234.1639 • casper@energylab.com • www.energylab.com

LABORATORY ANALYTICAL REPORT

Client: Western Nuclear
Project: Split Rock Mill Site
Lab ID: C05020755-018
Client Sample ID: Fld-Blnk

Report Date: 03/22/05
Collection Date: 02/16/05
Date Received: 02/17/05
Matrix: Aqueous

Analyses	Result	Units	Qual	RL	MCL/ QCL	Method	Analysis Date / By
MAJOR IONS							
Alkalinity, Total as CaCO3	ND	mg/L		10		A2320 B	02/24/05 11:22 / nlm
Carbonate as CO3	ND	mg/L		1		A2320 B	02/24/05 11:22 / nlm
Bicarbonate as HCO3	3	mg/L		1		A2320 B	02/24/05 11:22 / nlm
Calcium	ND	mg/L		0.5		E200.7	02/28/05 17:44 / ts
Chloride	ND	mg/L		5		E200.7	02/28/05 17:44 / ts
Magnesium	ND	mg/L		0.5		E200.7	02/28/05 17:44 / ts
Nitrogen, Ammonia as N	ND	mg/L		0.05		A4500-NH3 G	02/22/05 12:24 / jal
Nitrogen, Nitrate+Nitrite as N	ND	mg/L		0.2		E353.2	02/23/05 11:13 / jal
Potassium	ND	mg/L		0.5		E200.7	02/28/05 17:44 / ts
Sodium	ND	mg/L		0.5		E200.7	02/28/05 17:44 / ts
Sulfate	ND	mg/L		5		E200.7	02/28/05 17:44 / ts
PHYSICAL PROPERTIES							
Conductivity	1.4	umhos/cm		1.0		A2510 B	02/18/05 14:37 / sl
pH	6.50	s.u.		0.01		A4500-H B	02/18/05 16:04 / sl
Solids, Total Dissolved TDS @ 180 C	ND	mg/L		10		A2540 C	02/18/05 11:35 / sl
METALS - DISSOLVED							
Aluminum	ND	mg/L		0.1		E200.8	02/22/05 22:00 / bws
Arsenic	ND	mg/L		0.01		E200.8	02/22/05 22:00 / bws
Barium	ND	mg/L		0.05		E200.8	02/22/05 22:00 / bws
Beryllium	ND	mg/L		0.004		E200.8	02/28/05 03:43 / bws
Cadmium	ND	mg/L		0.001		E200.8	02/22/05 22:00 / bws
Chromium	ND	mg/L		0.005		E200.8	02/22/05 22:00 / bws
Iron	ND	mg/L		0.05		E200.7	02/28/05 17:44 / ts
Lead	ND	mg/L		0.005		E200.8	02/22/05 22:00 / bws
Manganese	ND	mg/L		0.05		E200.8	02/22/05 22:00 / bws
Mercury	ND	mg/L		0.001		E200.8	02/22/05 22:00 / bws
Molybdenum	ND	mg/L		0.1		E200.8	02/22/05 22:00 / bws
Nickel	ND	mg/L		0.05		E200.8	02/22/05 22:00 / bws
Selenium	ND	mg/L		0.005		E200.8	02/22/05 22:00 / bws
Silver	ND	mg/L		0.004		E200.8	02/22/05 22:00 / bws
Uranium	ND	mg/L		0.001		E200.8	02/22/05 22:00 / bws
RADIONUCLIDES - DISSOLVED							
Radium 226	ND	pCi/L		1.0		E903.0	02/22/05 15:30 / df
Radium 228	ND	pCi/L		2.0		E904.0	02/22/05 15:30 / pj
Thorium 230	ND	pCi/L		0.4		E907.0	02/23/05 10:30 / ph

Report Definitions:
RL - Analyte reporting limit.
QCL - Quality control limit.
MCL - Maximum contaminant level.
ND - Not detected at the reporting limit.

ENERGY LABORATORIES, INC. • 2393 Salt Creek Highway (82601) • P.O. Box 3258 • Casper, WY 82602
Toll Free 888.235.0515 • 307.235.0515 • Fax 307.234.1639 • casper@energylab.com • www.energylab.com

LABORATORY ANALYTICAL REPORT

Client: Western Nuclear
Project: Split Rock Mill Site
Lab ID: C05050467-030
Client Sample ID: WN-Fld Blk

Report Date: 06/15/05
Collection Date: 05/11/05
Date Received: 05/12/05
Matrix: Aqueous

Analyses	Result	Units	Qual	RL	MCL/ QCL	Method	Analysis Date / By
MAJOR IONS							
Alkalinity, Total as CaCO3	ND	mg/L		10		A2320 B	05/21/05 20:52 / slb
Carbonate as CO3	ND	mg/L		1		A2320 B	05/21/05 20:52 / slb
Bicarbonate as HCO3	3	mg/L		1		A2320 B	05/21/05 20:52 / slb
Calcium	ND	mg/L		0.5		E200.7	05/20/05 15:19 / ts
Chloride	ND	mg/L		5		E200.7	05/20/05 15:19 / ts
Magnesium	ND	mg/L		0.5		E200.7	05/20/05 15:19 / ts
Nitrogen, Ammonia as N	ND	mg/L		0.05		A4500-NH3 G	05/17/05 11:08 / jal
Nitrogen, Nitrate+Nitrite as N	ND	mg/L		0.2		E353.2	05/13/05 13:43 / jal
Potassium	ND	mg/L		0.5		E200.7	05/20/05 15:19 / ts
Sodium	ND	mg/L		0.5		E200.7	05/20/05 15:19 / ts
Sulfate	ND	mg/L		5		E200.7	05/20/05 15:19 / ts
PHYSICAL PROPERTIES							
Conductivity	3.2	umhos/cm		1.0		A2510 B	05/13/05 10:32 / th
pH	5.55	s.u.		0.01		A4500-H B	05/13/05 16:14 / th
Solids, Total Dissolved TDS @ 180 C	11	mg/L		10		A2540 C	05/13/05 12:21 / th
METALS - DISSOLVED							
Aluminum	ND	mg/L		0.1		E200.8	05/14/05 08:39 / bws
Arsenic	ND	mg/L		0.01		E200.8	05/14/05 08:39 / bws
Barium	ND	mg/L		0.05		E200.8	05/14/05 08:39 / bws
Beryllium	ND	mg/L		0.004		E200.8	05/26/05 18:27 / bws
Cadmium	ND	mg/L		0.001		E200.8	05/14/05 08:39 / bws
Chromium	ND	mg/L		0.005		E200.8	05/14/05 08:39 / bws
Iron	ND	mg/L		0.05		E200.7	05/20/05 15:19 / ts
Lead	ND	mg/L		0.005		E200.8	05/14/05 08:39 / bws
Manganese	ND	mg/L		0.05		E200.8	05/14/05 08:39 / bws
Mercury	ND	mg/L		0.001		E200.8	05/14/05 08:39 / bws
Molybdenum	ND	mg/L		0.1		E200.8	05/14/05 08:39 / bws
Nickel	ND	mg/L		0.05		E200.8	05/14/05 08:39 / bws
Selenium	ND	mg/L		0.005		E200.8	05/14/05 08:39 / bws
Silver	ND	mg/L		0.004		E200.8	05/14/05 08:39 / bws
Uranium	ND	mg/L		0.001		E200.8	05/14/05 08:39 / bws
RADIONUCLIDES - DISSOLVED							
Radium 226	ND	pCi/L		1.0		E903.0	05/20/05 13:30 / trs
Radium 228	ND	pCi/L		2.0		E904.0	05/20/05 13:30 / pj
Thorium 230	ND	pCi/L		0.4		E907.0	05/19/05 10:30 / ph

Report Definitions:
RL - Analyte reporting limit.
QCL - Quality control limit.
MCL - Maximum contaminant level.
ND - Not detected at the reporting limit.